

Guided Navigation in Knowledge-Dense Environments: Structured Semantic Exploration with Guidance Graphs

Dehao Tao¹, Guangjie Liu², weizheng¹, Yongfeng Huang¹, Minghu Jiang¹

¹ Tsinghua University

² Xinjiang University

Abstract

While Large Language Models (LLMs) exhibit strong linguistic capabilities, their reliance on static knowledge and opaque reasoning processes limits their performance in knowledge-intensive tasks. Knowledge graphs (KGs) offer a promising solution, but current exploration methods face a fundamental trade-off: question-guided approaches incur redundant exploration due to granularity mismatches, while clue-guided methods fail to effectively leverage contextual information for complex scenarios. To address these limitations, we propose Guidance-Graph-guided Knowledge Exploration (GG-Explore), a novel framework that introduces an intermediate Guidance Graph to bridge unstructured queries and structured knowledge retrieval. The Guidance Graph defines the retrieval space by abstracting the target knowledge’s structure while preserving broader semantic context, enabling precise and efficient exploration. Building upon the Guidance Graph, we develop: (1) Structural Alignment that filters incompatible candidates without LLM overhead, and (2) Context-Aware Pruning that enforces semantic consistency with graph constraints. Extensive experiments show our method achieves superior efficiency and outperforms SOTA, especially on complex tasks, while maintaining strong performance with smaller LLMs, demonstrating practical value.

1 Introduction

Large Language Models (LLMs) have demonstrated remarkable capabilities across diverse natural language tasks, including question answering (Wang et al. 2024a; Li, Zhou, and Dou 2024; Zhao et al. 2024), text generation (Ji et al. 2024; Chen et al. 2023, 2022; Gong and Sun 2024), and recommender systems (Zhang et al. 2023, 2024; Wu et al. 2024; Wang et al. 2024c). By leveraging deep learning and vast training data, they achieve human-like language fluency. However, their knowledge is static post-training, limiting real-time updates; they may generate plausible but incorrect responses (“hallucinations”) (Bang et al. 2023; Ji et al. 2023; Luo et al. 2023b). Integrating external knowledge sources (e.g., knowledge graphs) offers a promising solution (Zhang et al. 2019a; Yao, Mao, and Luo 2019; Wang et al. 2021; Luo et al. 2023a), underscoring the need for further research in this evolving field.

Copyright © 2026, Association for the Advancement of Artificial Intelligence (www.aaai.org). All rights reserved.

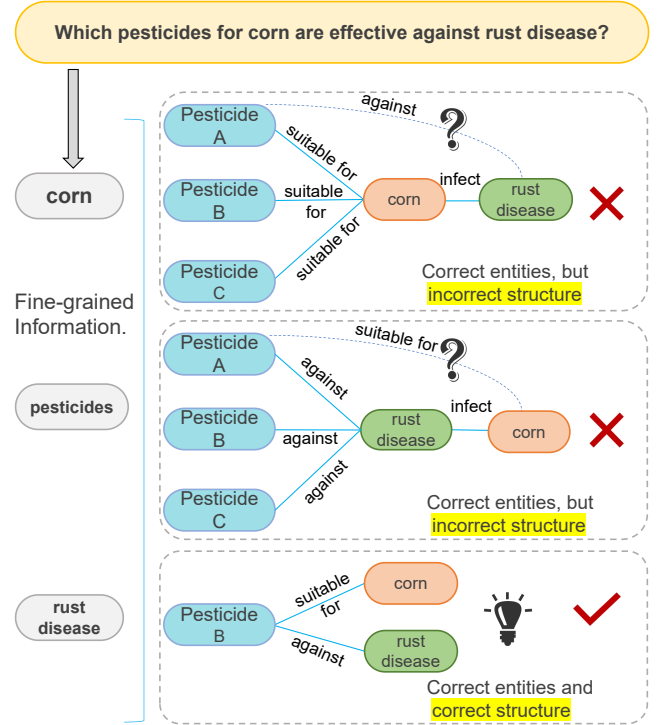


Figure 1: Relying solely on fine-grained information may fail to differentiate paths containing identical entities but distinct relational structures.

Some researchers have attempted to directly employ LLMs to transform questions into database query statements for retrieving relevant knowledge from knowledge graphs (Hu et al. 2023; Wang et al. 2023). While this approach is straightforward, the generated queries may not always align well with the structure of the knowledge graph. A viable alternative provides KG context to the LLM, using question-guided multi-round iteration to progressively identify relevant knowledge (Li et al. 2023d; Zhao et al. 2023; Sun et al. 2024). The question-guided approach fundamentally suffers from a granularity mismatch between natural language queries and KG entities, leading to two critical limitations: (1) imprecise knowledge targeting due to semantic

misalignment, and (2) computational inefficiency from redundant graph exploration.

FiSKE extracts fine-grained keywords from queries for stateful knowledge retrieval, avoiding redundancy in stateless approaches (Tao et al. 2025). However, FiSKE discards other contextual information in the question to extract fine-grained keywords. While this simplification proves effective for structurally simple scenarios, it becomes inadequate when handling the intricate structural relationships inherent in knowledge-intensive contexts, as illustrated in the Figure 1.

In this paper, we propose Guidance-Graph-guided Knowledge Exploration (GG-Explore), a novel paradigm that bridges the gap between unstructured queries and structured knowledge retrieval. The novel paradigm introduces an intermediate Guidance Graph construction phase. The Guidance Graph defines the retrieval space, requiring all extracted knowledge to align with its structural and semantic framework. It abstracts the target knowledge’s structure while preserving wider semantics, thereby directing retrieval with precision. Unlike existing methods that perform pruning solely based on relations and entities, our approach leverages the structural and contextual information provided by the Guidance Graph to design structural alignment and context-aware pruning mechanisms. These components selectively filter and match target knowledge from both structural and semantic perspectives. Specifically, structural alignment efficiently eliminates candidates structurally inconsistent with the Guidance Graph without requiring model computations, while context-aware pruning precisely identifies knowledge that aligns with the contextual information in the Guidance Graph.

The contributions of this paper are as follows:

1. We propose a novel question-Guidance Graph-knowledge paradigm that introduces an intermediate Guidance Graph construction phase to bridge unstructured queries and structured knowledge retrieval. The Guidance Graph defines the retrieval space by abstracting the target knowledge’s structure while preserving broader semantics.
2. We develop two core mechanisms based on the Guidance Graph: structural alignment and context-aware pruning. These components work synergistically to precisely filter and match target knowledge from both structural and semantic perspectives, significantly improving retrieval efficiency and accuracy.
3. Extensive experiments demonstrate the effectiveness of our method, with three key advantages: (1) significantly higher answer accuracy than existing methods, particularly for complex questions; (2) high efficiency with minimal LLM calls and token usage; (3) outstanding performance on small-parameter LLMs, highlighting strong practical value.

2 Related work

2.1 LLM Reasoning with Prompt

Recent advancements in the reasoning capabilities of LLMs have been driven by various prompting techniques aimed

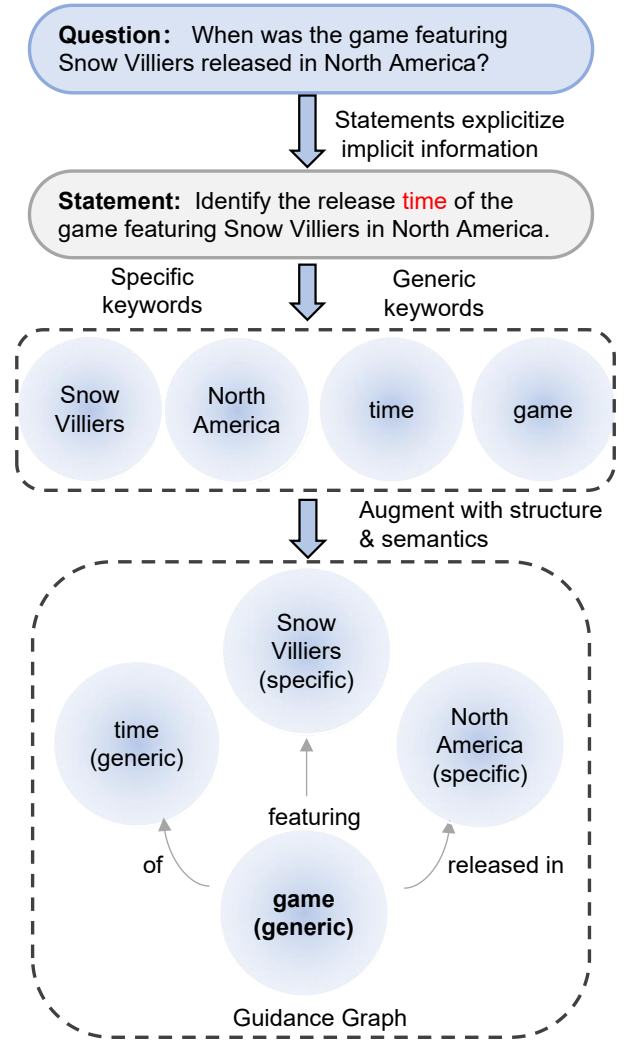


Figure 2: Workflow of Guidance Graph Construction

at improving their performance on complex tasks. De-comp (He et al. 2021) breaks down reasoning tasks into manageable sub-tasks, allowing for step-by-step problem-solving. Chain-of-Thought (CoT) (Wei et al. 2022a) and its derivatives, such as Tree-of-Thought (ToT) (Yao et al. 2023), Graph-of-Thought (GoT) (Besta et al. 2024), and Memory of Thought (MoT) (Li and Qiu 2023), have been instrumental in encouraging LLMs to generate intermediate reasoning steps, thereby enhancing their cognitive processes. Plan-and-solve (Wang et al. 2024b) prompts LLMs to formulate plans and conduct reasoning based on these plans.

2.2 Question Answering with KG-Augmented LLM

Knowledge Graph Question Answering (KGQA) has evolved significantly with the integration of LLMs and Knowledge Graphs. Early approaches embedded KG knowledge into LLMs during pre-training or fine-tuning (Zhang et al. 2019b), but this limited explainability and update ef-

iciency. To enhance reasoning, retrieval-augmented techniques retrieve relevant facts from KGs (Li et al. 2023a). UniKGQA (Jiang et al. 2022) unifies graph retrieval and reasoning within a single LLM model, achieving state-of-the-art results. Recent methods translate KG knowledge into textual prompts for LLMs, enhancing reasoning without sacrificing KG’s strengths (Li et al. 2023b). For instance, generating SPARQL queries or sampling relevant triples aids LLM inference (Baek, Aji, and Saffari 2023). The KG-augmented LLM paradigm treats LLMs as agents exploring KGs interactively, improving reasoning capabilities (Jiang et al. 2023a).

3 Method

3.1 Problem Definition

Knowledge Graph Question Answering involves querying structured knowledge graphs to generate accurate responses to natural language questions. In our proposed method, we first extract information from the question to construct a Guidance Graph $GG = (e, v)$. Subsequently, we identify all mappings of nodes $clue_e$ and edges $clue_r$ from GG to entities and relations from knowledge graph during the knowledge exploration process. Finally, we retrieve the corresponding knowledge from these mappings and provide it to the LLM for question answering.

3.2 Guidance Graph Construction

Our framework constructs Guidance Graphs as illustrated in Figure 2.

We employ LLMs to perform hierarchical processing of questions. First, we transform elliptical questions into complete declarative statements to resolve information incompleteness. Second, we extract fine-grained elements from these statements, categorizing them into: (1) specific keywords (named entities like ‘North America’) and (2) generic keywords (broader terms like ‘country’). Third, we mine semantic relationships between keywords to reinforce the structural representation of the Guidance Graph

To establish the graph structure while enriching semantic information, we design the following generation rules based on specific and generic keywords:

1. Specific keywords exclusively serve as graph nodes (i.e., entities in triples) rather than edges.
2. When a generic keyword co-refers to the same entity as a specific keyword, it functions as a triple’s relation rather than an entity.
3. For two distinct generic keywords referencing the same entity, one must be assigned as the relation in the triple.
4. For associated keywords referring to different entities, we construct triples where the keywords become head/tail entities and their association forms the relational edge.

These rules ensure that the structure and semantics of the Guidance Graph closely align with the original intent of the question. The prompts used are shown in Appendix.

3.3 Knowledge Exploration

To avoid confusion with entities and relations in the knowledge graph, we refer to the entities and relations in the Guidance Graph as clue entities and clue relations. We progressively maps clue entities and clue relations to the knowledge graph through iterative knowledge exploration, ultimately identifying knowledge subgraphs that exhibit both structural and semantic alignment with the Guidance Graph. The prompts used are shown in Appendix.

Starting Points Knowledge exploration begins from starting points and gradually expands outward. Question-guided approaches tend to treat these starting points as prior knowledge, while clue-guided methods attempt to use all fine-grained clues as starting points. The former lacks practicality, whereas the latter may mistakenly treat conceptual entities (e.g., countries) as starting points, directly leading to exploration failures.

In our approach, we select specific keywords from the Guidance Graph as starting points. Knowledge graphs typically contain entities with the same names as these specific keywords, which can be retrieved using basic database operations. Once any starting point is retrieved, knowledge exploration can proceed without requiring the identification of all specific keywords. In the experimental section, we investigate the impact of starting point retrieval success on our method. The mapping between clue entities in the Guidance Graph and their corresponding entities in the knowledge graph is maintained in $clue_mapping = \{clue : entities\}$, which includes the retrieved starting points as part of this mapping.

Target Selection for Exploration Rounds To ensure that the resulting knowledge subgraph aligns structurally and semantically with the Guidance Graph, we select clue entities as targets $next_e$ from the Guidance Graph and determine their contexts $(next_e, next_r, current_e)$ or $(current_e, next_r, next_e)$ before each iteration of exploration. The selection criteria are as follows:

- Either $(next_e, next_r, current_e)$ or $(current_e, next_r, next_e)$ exists in Guidance Graph, where $current_e \in \{c \mid (c, e) \in clue_mapping\}$
- $clue_e \notin \{c \mid (c, e) \in clue_mapping\}$

Multiple valid target knowledge candidates may exist, and their mapping order is permutation-invariant – random selection suffices.

Structural Alignment To ensure structural consistency between the retrieved knowledge subgraph and the Guidance Graph, we perform structural alignment on the current candidate subgraph during each knowledge exploration iteration. The candidate subgraph consists of two components: the mapped subgraph and the candidate entity set. The mapped subgraph comprises all mapped entities from $clue_mapping = \{clue : entities\}$, while the candidate entity set E_{cand} contains all entities associated with $current_e$ ’s mapped entity in the knowledge graph, which can be obtained through simple database operations.

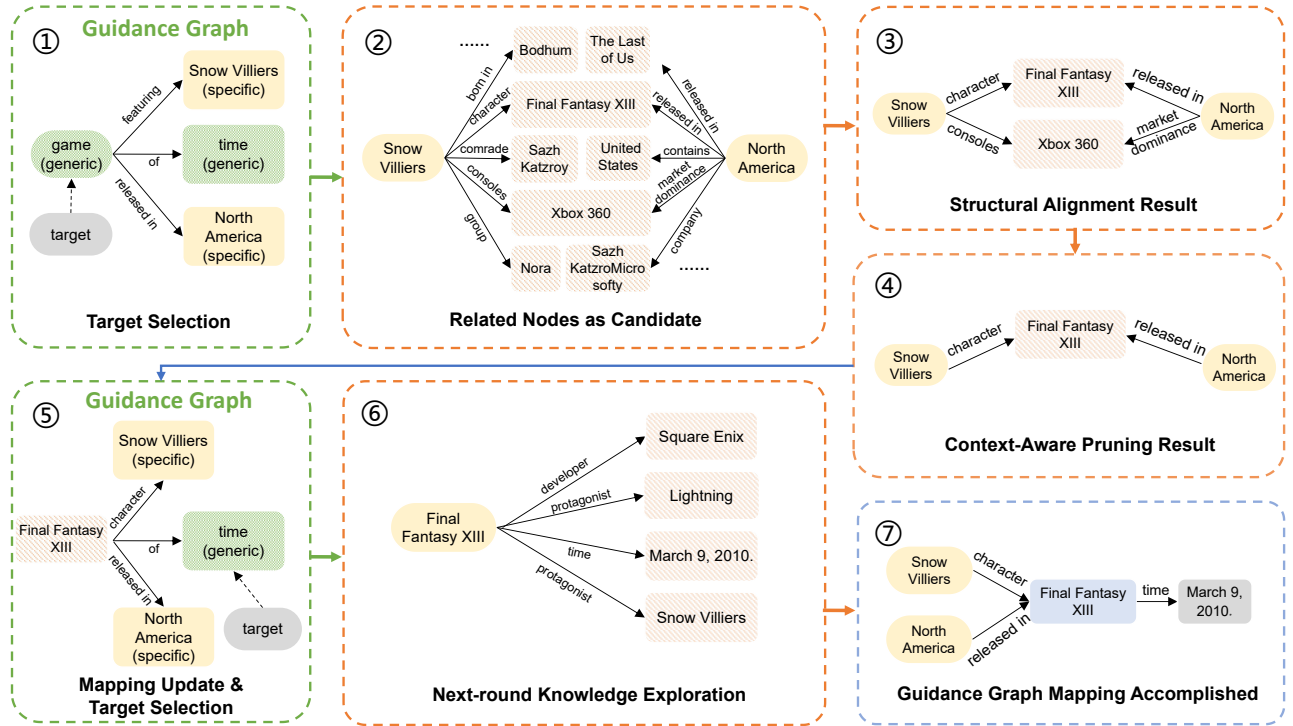


Figure 3: Iterative knowledge exploration maps Guidance Graph nodes and edges to the knowledge graph, finding structurally and semantically matching subgraphs.

In cases where only *current_e* has an edge to the target entity *next_e* in the Guidance Graph, the candidate subgraph naturally aligns with the Guidance Graph’s structure. For illustrative purposes, we assume the Guidance Graph contains an additional clue entity *related_e* that also connects to *next_e* alongside *current_e*.

We retrieve two sets of mapped entities from $clue_mapping = \{clue : entities\}$: the entity set E_{curr} corresponding to *current_e* and the entity set E_{rel} corresponding to *related_e*.

For each entity in the candidate set E_{cand} , we consider it structurally valid if it satisfies both connectivity conditions in the knowledge graph: (1) having an edge with at least one entity from set E_{curr} and (2) having an edge with at least one entity from set E_{rel} . This dual-connectivity requirement ensures that selected candidates simultaneously maintain structural relationships with both clue entities as specified in the Guidance Graph. The structurally valid candidate entity set and the already mapped subgraph form a structurally valid candidate subgraph.

Upon completing this round of knowledge exploration and obtaining new mappings $\{next_e : new_entities\}$, a holistic structural alignment is performed. This alignment propagates outward from the newly discovered mappings to encompass all existing mappings. For any entity in entity set E_{curr} or E_{rel} that shares no edges with entities in $new_entities$, that entity is removed from the mapping set. The same connectivity check is then applied to other clue entities connected to *current_e* and *related_e*, and all sub-

sequently completed mappings. This process ensures mutual connectivity among all mappings, which maintains the overall connected structure of the Guidance Graph.

Context-Aware Pruning The structurally aligned candidate entity set may still contain irrelevant entities. To address this, we design a context-aware pruning method to refine the candidates, ensuring the selected entities maintain consistent contextual semantics with the Guidance Graph.

The candidate entity set could be extremely large, making it computationally expensive to individually evaluate the context of each candidate entity. Since the number of relations in a knowledge graph is typically much smaller than the number of entities, we instead operate on a candidate relation set R . This set consists of all relations between the candidate entity set and entity set E_{curr} .

For the context $(next_e, next_r, current_e)$ or $(current_e, next_r, next_e)$ of the target determined in target selection phase, we construct context phrase through sequential concatenation of their components. The LLM is then instructed to select the most appropriate relation $r \in R$ that can substitute *next_r* while preserving the original semantic meaning of the target phrase. This substitution approach ensures optimal semantic matching with *next_r* while maintaining contextual entity semantics.

Upon obtaining the mapped relation r , we define $E_{mapping}$ as the set of entities in the candidate entity set that are connected to r and update $clue_mapping$ with the new mapping $next_e : E_{mapping}$. We then perform the aforementioned holistic structure alignment to remove disconnected entities

Method	WebQSP		CWQ	
	partial match	complete match	partial match	complete match
<i>without external knowledge</i>				
IO prompt (Brown et al. 2020) w/DeepSeek-V3	63.3	35.3	44.8	44.8
COT (Wei et al. 2022b) w/DeepSeek-V3	70.5	41.4	46.7	46.7
<i>with external knowledge</i>				
ToG (Sun et al. 2024) w/Llama3-8B-Instruct	55.6	32.3	-	-
PoG (Chen et al. 2024) w/Llama3-8B-Instruct	63.4	34.4	-	-
FiSKE (Tao et al. 2025) w/Llama3-8B-Instruct	70.8	40.4	-	-
StructGPT (Jiang et al. 2023b) w/GPT-3.5	72.6	-	54.3	54.3
KB-BINDER (Li et al. 2023c) w/GPT-3.5	74.4	-	-	-
ToG (Sun et al. 2024) w/GPT-3.5	76.2	-	57.1	57.1
PoG (Chen et al. 2024) w/DeepSeek-V3	81.9	60.7	55.7	55.7
FiSKE (Tao et al. 2025) w/DeepSeek-V3	82.5	61.1	50.2	50.2
Ours w/Llama3-8B-Instruct	79.3	54.1	56.7	56.7
Ours w/DeepSeek-V3	81.8	64.5	71.8	71.8

Table 1: Results for WebQSP and CWQ. In CWQ, each question has only one answer, so partial matching is equivalent to complete matching.

from the *clue_mapping*.

Our pruning method offers two key advantages over existing relation pruning approaches: target-awareness and context-awareness, making it theoretically more precise. The proposed structure alignment method not only ensures structural consistency between the explored subgraph and the Guidance Graph, but also completely supersedes the role of conventional entity pruning methods, as irrelevant entities are automatically eliminated during the holistic structure alignment process.

3.4 Dynamic Branch Selection under Knowledge Incompleteness

Knowledge graphs typically exhibit incompleteness, where not all specific-keyword-derived clue entities can be mapped to corresponding nodes, or their associated relations may remain unmappable. When direct-constraint pruning fails despite identifying related_e due to missing relations, we generate semantic phrases from (current_e, next_r, next_e) and (related_e, related_r, next_e). The LLM selects the phrase that better matches the query context. Selection of related_e triggers new exploration starting from it, while the starting point of non-selected branches are permanently pruned from subsequent exploration paths.

4 Experiments

4.1 Experimental Settings

Datasets and Evaluation Metrics. To evaluate the performance of our proposed paradigm, We selected one open-source knowledge graph and one self-constructed graph as external knowledge bases for experimentation. The open-source knowledge graph is Freebase (Bollacker et al. 2008). The graph that we constructed ourselves will be publicly available soon and is referred to in this paper as the agricultural knowledge graph.

Freebase is a large-scale, semi-structured database supported by Google, designed to collect and connect informa-

tion about millions of entities and their relationships worldwide. With its exceptionally large volume of relations and entities, Freebase perfectly fits our knowledge-dense scenario. We conduct experiments on two QA sets with Freebase as external knowledge base: WebQSP (Yih et al. 2016) and CWQ (Talmor and Berant 2018).

The agricultural knowledge graph that we constructed includes over 100,000 entities and 1 million triples. Although the number of entities is relatively modest compared to general-purpose knowledge graphs like Freebase, its relational structure remains highly complex. On this basis, we built single-hop and multi-hop question-answering sets.

We evaluate multi-answer questions through two distinct metrics: (1) partial match, where success requires retrieval of at least one correct answer, and (2) complete match, which necessitates identification of all correct answers.

Baselines. We compared our approach with five baseline methods: standard prompting (IO prompt) (Brown et al. 2020), chain of thought prompting (CoT prompt) (Wei et al. 2022b), ToG (Sun et al. 2024), PoG (Chen et al. 2024), StructGPT (Jiang et al. 2023b), KB-BINDER (Li et al. 2023c) and FiSKE (Tao et al. 2025). IO prompt and CoT prompt are two knowledge-free methods, used to measure how many questions LLMs can answer solely based on their internal knowledge. ToG, PoG, StructGPT and KB-BINDER represent previous state-of-the-art approaches in knowledge base question answering, serving as baselines to evaluate our knowledge retrieval method’s effectiveness.

Experiment Details. To ensure the reliability and reproducibility of the experiments, we set the temperature parameter to 0 for all LLMs. For the English QA datasets (WebQSP and CWQ), we employed the original prompts provided in the baseline method’s codebase. For the Chinese agricultural QA dataset, we adapted Chinese versions of the prompts by translating the English template while preserving the structural format for each baseline method.

Method	1-Hop Query		multi-Hop Query	
	partial match	complete match	partial match	complete match
IO prompt (Brown et al. 2020) w/DeepSeek-V3	35.8	22.1	12.4	6.6
CoT (Wei et al. 2022b) w/DeepSeek-V3	37.2	23.3	12.8	7.1
PoG (Sun et al. 2024) w/DeepSeek-V3	67.7	62.6	23.9	13.0
FiSKE (Tao et al. 2025) w/DeepSeek-V3	71.1	62.8	28.3	12.9
Ours w/DeepSeek-V3	89.9	75.8	81.8	56.8

Table 2: Results for the agricultural graph.

Dataset	Method	LLM Call	Input Token	Output Token	Total Token
WebQSP	PoG	11.3	6590.2	427.0	7017.2
	FiSKE	7.9	3079.0	1379.7	4458.7
	Ours	8.6	3264.5	584.0	3848.5
CWQ	PoG	23.4	15483.4	694.8	16178.2
	FiSKE	9.4	3578.8	1828.7	5407.5
	Ours	10.2	4052.0	708.6	4760.6
agr-one-hop	PoG	5.6	2233.9	217.4	2451.4
	FiSKE	5.9	-	-	-
	Ours	4.6	1000.0	294.4	1294.4
agr-multi-hop	PoG	6.9	3243.6	379.6	3623.3
	FiSKE	13.1	-	-	-
	Ours	4.1	975.5	380.7	1356.2

Table 3: Efficiency Comparison Across Datasets. The agr denotes the agricultural dataset.

4.2 Performance Comparison

The results of WebQSP and CWQ are shown in Table 1. On the WebQSP dataset, our approach with Llama3-8B-Instruct significantly outperforms existing methods using the same model, achieving results comparable to or even surpassing those obtained by large-scale models like GPT-3.5 or DeepSeek-V3 (DeepSeek-AI et al. 2024). This not only demonstrates the effectiveness of our design but also highlights its particular suitability for smaller LLMs, indicating substantial practical value. When evaluated on DeepSeek-V3, our method achieves partial match performance comparable to the state-of-the-art FiSKE and PoG methods while outperforming all other approaches, and exceeds all methods in complete match results. This suggests our approach tends to retrieve more comprehensive knowledge.

Compared to WebQSP, the CWQ dataset contains more multi-hop questions. On CWQ, FiSKE underperforms PoG, validating our claim that relying solely on fine-grained information struggles with complex problems. Our method improves upon FiSKE over 20 percentage points, demonstrating its strong capability in knowledge-intensive scenarios for solving complex problems.

The experimental results on the agricultural dataset are presented in the Table 2. For fair comparison, we equipped PoG with the same fine-grained information extraction method as ours, since its original implementation relies on dataset-provided topic entities which are unavailable in agricultural QA sets. Our method demonstrates significant improvements over existing approaches, particularly for multi-

hop question answering, where the advantage reaches remarkable levels. A notable observation reveals that while existing methods show substantial performance gaps between single-hop and multi-hop QA tasks, our approach consistently maintains high performance across both scenarios. This demonstrates our method’s superior capability in handling complex problems within knowledge-intensive graphs, as also evidenced in Table 1.

Overall, our method demonstrates superior performance compared to existing approaches, particularly excelling in knowledge-intensive scenarios for solving complex problems while maintaining strong compatibility with smaller-scale LLMs.

4.3 Computational Cost

We conducted an efficiency study of our method, with results shown in the Table 3. Overall, our analysis reveals that our approach demonstrates comprehensive advantages over PoG in both the number of LLM calls and total token consumption. On WebQSP (dominated by single-hop questions), our method shows modest improvements, while on CWQ (containing primarily multi-hop questions), it achieves significant gains, highlighting its superior capability in handling complex problems.

On the agricultural dataset, our method requires slightly fewer LLM calls than PoG, while the token consumption by the LLM is significantly reduced. We attribute this to PoG’s reliance on heavily constrained prompts with strict rules to govern LLM outputs, whereas our approach embeds con-

Dataset	Method	LLM Call	Input Token	Output Token	Total Token	Partial match	Complete match
CWQ	Ours	10.2	4052.0	708.6	4760.6	0.7179	0.7179
Filtered-CWQ	Ours	12.0	4875.4	769.9	5645.3	0.7460	0.7460

Table 4: Experimental results regarding starting points. In Filtered-CWQ, questions without identifiable starting points were removed. In our approach, such questions are directly answered by the LLM.

Variant	partial match	LLM Call	Input Token	Output Token	Total Token
Ours	71.8	10.2	4052.0	708.6	4760.6
w/o Context-Aware Pruning	53.8	7.9	2908.5	591.1	3499.6
w/o Structural Alignment	67.9	11.6	4761.9	829.5	5591.4
w/o Dynamic Branch Selection	69.2	10.0	3983.8	701.4	4685.2

Table 5: Ablation Studies on CWQ set.

straints primarily within the designed strategies rather than the prompts. This distinction may explain why our method is more friendly to smaller LLMs. FiSKE demonstrates high efficiency on WebQSP and CWQ, but incurs significant computational overhead when handling the structurally complex agricultural dataset. In contrast, our approach consistently achieves stable and superior performance across all datasets.

4.4 Studies on starting points

We conducted experiments to evaluate the impact of starting point retrieval success on our proposed method with results presented in Table 4. When the starting point retrieval fails, our method defaults to having the LLM answer the question directly. It should be noted that question-guided methods like ToG and PoG directly retrieve topic entities as starting points from the dataset.

The results demonstrate that bypassing questions without identifiable starting points leads to improved answer accuracy at a marginal cost to efficiency. This observation is well-justified: while our method achieves significantly higher accuracy than direct LLM responses, it naturally incurs additional computational overhead.

Overall, while the inability to identify starting points affects our method’s performance, this limitation does not outweigh its substantial advantages.

4.5 Ablation Studies

We conducted ablation studies and the results are shown in Table 5. The impact of starting points was discussed in the previous subsection. We therefore conduct ablation studies on Context-Aware Pruning, Structural Alignment, and Dynamic Branch Selection. For Context-Aware Pruning, we replace the original semantically rich target phrases with single clues. For the latter two components, we completely remove them during ablation.

The ablation study demonstrates the necessity of each component, as removing any module leads to performance degradation. Ablating Context-Aware Pruning causes significant performance drops, highlighting the crucial role of contextual semantics in LLM-based pruning. Removing

Structural Alignment reduces both accuracy and efficiency, confirming its dual benefits as designed. Disabling Dynamic Branch Selection slightly reduces computational overhead but at the cost of performance, justifying its trade-off of minimal token consumption for substantial accuracy gains.

Another key characteristic of our method is its sequential nature, specifically manifested in the target selection process. The three modules (Context-Aware Pruning, Structural Alignment, and Dynamic Branch Selection) can only function effectively within this sequential framework. The demonstrated effectiveness of these modules collectively proves the necessity of maintaining this ordered execution flow.

5 Conclusion

In this paper, we propose Guidance-Graph-guided Knowledge Exploration, a novel paradigm that bridges the gap between unstructured queries and structured knowledge retrieval. By introducing the Guidance Graph, our method resolves the dilemma faced by existing approaches that either suffer from redundant exploration or struggle to distinguish complex structures. Our method extracts multi-dimensional information from questions and establishes systematic construction rules for Guidance Graph, endowing it with both rich structural and semantic information. We propose Context-Aware Pruning and Structural Alignment to efficiently and accurately identify knowledge subgraphs that maintain both structural and contextual semantic consistency with the Guidance Graph. Extensive experiments demonstrate that our method achieves significant improvements across multiple datasets, particularly demonstrating exceptional capability in distinguishing complex structures within knowledge-intensive scenarios. The results further reveal our method’s strong compatibility with smaller-scale LLMs, highlighting its practical value. Comprehensive ablation studies validate the contribution of each proposed module.

References

Baek, J.; Aji, A. F.; and Saffari, A. 2023. Knowledge-augmented language model prompting for zero-shot

knowledge graph question answering. *arXiv preprint arXiv:2306.04136*.

Bang, Y.; Cahyawijaya, S.; Lee, N.; Dai, W.; Su, D.; Wilie, B.; Lovenia, H.; Ji, Z.; Yu, T.; Chung, W.; et al. 2023. A multitask, multilingual, multimodal evaluation of chatgpt on reasoning, hallucination, and interactivity. *arXiv preprint arXiv:2302.04023*.

Besta, M.; Blach, N.; Kubicek, A.; Gerstenberger, R.; Podstawski, M.; Gianinazzi, L.; Gajda, J.; Lehmann, T.; Niewiadomski, H.; Nyczyk, P.; et al. 2024. Graph of thoughts: Solving elaborate problems with large language models. In *Proceedings of the AAAI Conference on Artificial Intelligence*, volume 38, 17682–17690.

Bollacker, K.; Evans, C.; Paritosh, P.; Sturge, T.; and Taylor, J. 2008. Freebase: a collaboratively created graph database for structuring human knowledge. In *Proceedings of the 2008 ACM SIGMOD international conference on Management of data*, 1247–1250.

Brown, T.; Mann, B.; Ryder, N.; Subbiah, M.; Kaplan, J.; Dhariwal, P.; Neelakantan, A.; Shyam, P.; Sastry, G.; Askell, A.; et al. 2020. Language models are few-shot learners advances in neural information processing systems 33.

Chen, L.; Li, Z.; He, W.; Cheng, G.; Xu, T.; Yuan, N. J.; and Chen, E. 2022. Entity summarization via exploiting description complementarity and salience. *IEEE transactions on neural networks and learning systems*, 34(11): 8297–8309.

Chen, L.; Tong, P.; Jin, Z.; Sun, Y.; Ye, J.; and Xiong, H. 2024. Plan-on-Graph: Self-Correcting Adaptive Planning of Large Language Model on Knowledge Graphs. *arXiv preprint arXiv:2410.23875*.

Chen, X.; Lu, X.; Xin, H.; Peng, W.; Duan, H.; Jiang, F.; Zhou, J.; and Xiong, H. 2023. A table-to-text framework with heterogeneous multidominance attention and self-evaluated multi-pass deliberation. In *Findings of the Association for Computational Linguistics: EMNLP 2023*, 607–620.

DeepSeek-AI; Liu, A.; Feng, B.; Xue, B.; Wang, B.-L.; Wu, B.; Lu, C.; Zhao, C.; Deng, C.; Zhang, C.; Ruan, C.; Dai, D.; Guo, D.; Yang, D.; Chen, D.; Ji, D.-L.; Li, E.; Lin, F.; Dai, F.; Luo, F.; Hao, G.; Chen, G.; Li, G.; Zhang, H.; Bao, H.; Xu, H.; Wang, H.; Zhang, H.; Ding, H.; Xin, H.; Gao, H.; Li, H.; Qu, H.; Cai, J. L.; Liang, J.; Guo, J.; Ni, J.; Li, J.; Wang, J.; Chen, J.; Chen, J.; Yuan, J.; Qiu, J.; Li, J.; Song, J.-M.; Dong, K.; Hu, K.; Gao, K.; Guan, K.; Huang, K.; Yu, K.; Wang, L.; Zhang, L.; Xu, L.; Xia, L.; Zhao, L.; Wang, L.; Zhang, L.; Li, M.; Wang, M.; Zhang, M.; Zhang, M.; Tang, M.; Li, M.; Tian, N.; Huang, P.; Wang, P.; Zhang, P.; Wang, Q.; Zhu, Q.; Chen, Q.; Du, Q.; Chen, R. J.; Jin, R.; Ge, R.; Zhang, R.; Pan, R.; Wang, R.; Xu, R.; Zhang, R.; Chen, R.; Li, S. S.; Lu, S.; Zhou, S.; Chen, S.; Wu, S.-P.; Ye, S.; Ma, S.; Wang, S.; Zhou, S.; Yu, S.; Zhou, S.; Pan, S.; Wang, T.; Yun, T.; Pei, T.; Sun, T.; Xiao, W. L.; Zeng, W.; Zhao, W.; An, W.; Liu, W.; Liang, W.; Gao, W.; Yu, W.-X.; Zhang, W.; Li, X. Q.; Jin, X.; Wang, X.; Bi, X.; Liu, X.; Wang, X.; Shen, X.-C.; Chen, X.; Zhang, X.; Chen, X.; Nie, X.; Sun, X.; Wang, X.; Cheng, X.; Liu, X.; Xie, X.; Liu, X.; Yu, X.; Song, X.; Shan, X.; Zhou, X.; Yang, X.; Li, X.; Su,

X.; Lin, X.; Li, Y. K.; Wang, Y. Q.; Wei, Y. X.; Zhu, Y. X.; Zhang, Y.; Xu, Y.; Huang, Y.; Li, Y.; Zhao, Y.; Sun, Y.; Li, Y.; Wang, Y.; Yu, Y.; Zheng, Y.; Zhang, Y.; Shi, Y.; Xiong, Y.; He, Y.; Tang, Y.; Piao, Y.; Wang, Y.; Tan, Y.; Ma, Y.-B.; Liu, Y.; Guo, Y.; Wu, Y.; Ou, Y.; Zhu, Y.; Wang, Y.; Gong, Y.; Zou, Y.; He, Y.; Zha, Y.; Xiong, Y.; Ma, Y.; Yan, Y.; Luo, Y.-W.; mei You, Y.; Liu, Y.; Zhou, Y.; Wu, Z. F.; Ren, Z.; Ren, Z.; Sha, Z.; Fu, Z.; Xu, Z.; Huang, Z.; Zhang, Z.; Xie, Z.; guo Zhang, Z.; Hao, Z.; Gou, Z.; Ma, Z.; Yan, Z.; Shao, Z.; Xu, Z.; Wu, Z.; Zhang, Z.; Li, Z.; Gu, Z.; Zhu, Z.; Liu, Z.; Li, Z.-A.; Xie, Z.; Song, Z.; Gao, Z.; and Pan, Z. 2024. DeepSeek-V3 Technical Report. *ArXiv*, abs/2412.19437.

Gong, Z.; and Sun, Y. 2024. Graph reasoning enhanced language models for text-to-sql. In *Proceedings of the 47th International ACM SIGIR Conference on Research and Development in Information Retrieval*, 2447–2451.

He, G.; Lan, Y.; Jiang, J.; Zhao, W. X.; and Wen, J.-R. 2021. Improving multi-hop knowledge base question answering by learning intermediate supervision signals. In *Proceedings of the 14th ACM international conference on web search and data mining*, 553–561.

Hu, C.; Fu, J.; Du, C.; Luo, S.; Zhao, J.; and Zhao, H. 2023. Chatdb: Augmenting llms with databases as their symbolic memory. *arXiv preprint arXiv:2306.03901*.

Ji, B.; Liu, H.; Du, M.; and Ng, S.-K. 2024. Chain-of-thought improves text generation with citations in large language models. In *Proceedings of the AAAI Conference on Artificial Intelligence*, volume 38, 18345–18353.

Ji, Z.; Lee, N.; Frieske, R.; Yu, T.; Su, D.; Xu, Y.; Ishii, E.; Bang, Y. J.; Madotto, A.; and Fung, P. 2023. Survey of hallucination in natural language generation. *ACM computing surveys*, 55(12): 1–38.

Jiang, J.; Zhou, K.; Dong, Z.; Ye, K.; Zhao, W. X.; and Wen, J.-R. 2023a. Structgpt: A general framework for large language model to reason over structured data. *arXiv preprint arXiv:2305.09645*.

Jiang, J.; Zhou, K.; Dong, Z.; Ye, K.; Zhao, W. X.; and Wen, J.-R. 2023b. Structgpt: A general framework for large language model to reason over structured data. *arXiv preprint arXiv:2305.09645*.

Jiang, J.; Zhou, K.; Zhao, W. X.; and Wen, J.-R. 2022. Unikgqa: Unified retrieval and reasoning for solving multi-hop question answering over knowledge graph. *arXiv preprint arXiv:2212.00959*.

Li, S.; Gao, Y.; Jiang, H.; Yin, Q.; Li, Z.; Yan, X.; Zhang, C.; and Yin, B. 2023a. Graph reasoning for question answering with triplet retrieval. *arXiv preprint arXiv:2305.18742*.

Li, T.; Ma, X.; Zhuang, A.; Gu, Y.; Su, Y.; and Chen, W. 2023b. Few-shot in-context learning for knowledge base question answering. *arXiv preprint arXiv:2305.01750*.

Li, T.; Ma, X.; Zhuang, A.; Gu, Y.; Su, Y.; and Chen, W. 2023c. Few-shot in-context learning for knowledge base question answering. *arXiv preprint arXiv:2305.01750*.

Li, X.; and Qiu, X. 2023. Mot: Memory-of-thought enables chatgpt to self-improve. *arXiv preprint arXiv:2305.05181*.

- Li, X.; Zhao, R.; Chia, Y. K.; Ding, B.; Bing, L.; Joty, S.; and Poria, S. 2023d. Chain of knowledge: A framework for grounding large language models with structured knowledge bases. *arXiv preprint arXiv:2305.13269*, 3.
- Li, X.; Zhou, Y.; and Dou, Z. 2024. Unigen: A unified generative framework for retrieval and question answering with large language models. In *Proceedings of the AAAI Conference on Artificial Intelligence*, volume 38, 8688–8696.
- Luo, L.; Li, Y.-F.; Haffari, G.; and Pan, S. 2023a. Reasoning on graphs: Faithful and interpretable large language model reasoning. *arXiv preprint arXiv:2310.01061*.
- Luo, Z.; Xu, C.; Zhao, P.; Geng, X.; Tao, C.; Ma, J.; Lin, Q.; and Jiang, D. 2023b. Augmented large language models with parametric knowledge guiding. *arXiv preprint arXiv:2305.04757*.
- Sun, J.; Xu, C.; Tang, L.; Wang, S.; Lin, C.; Gong, Y.; Ni, L.; Shum, H.-Y.; and Guo, J. 2024. Think-on-graph: Deep and responsible reasoning of large language model on knowledge graph. In *The Twelfth International Conference on Learning Representations*.
- Talmor, A.; and Berant, J. 2018. The web as a knowledge-base for answering complex questions. *arXiv preprint arXiv:1803.06643*.
- Tao, D.; Wang, C.; Huang, F.; Chen, J.; Huang, Y.; and Jiang, M. 2025. Fine-grained Stateful Knowledge Exploration: Effective and efficient graph retrieval with Large Language Models. *Knowledge-Based Systems*, 326: 114011.
- Wang, L.; Hu, Y.; He, J.; Xu, X.; Liu, N.; Liu, H.; and Shen, H. T. 2024a. T-sciq: Teaching multimodal chain-of-thought reasoning via large language model signals for science question answering. In *Proceedings of the AAAI Conference on Artificial Intelligence*, volume 38, 19162–19170.
- Wang, L.; Xu, W.; Lan, Y.; Hu, Z.; Lan, Y.; Lee, R.; and Lim, E. 2024b. Plan-and-solve prompting: improving zero-shot chain-of-thought reasoning by large language models (2023). *arXiv preprint arXiv:2305.04091*.
- Wang, S.; Sui, Y.; Wu, J.; Zheng, Z.; and Xiong, H. 2024c. Dynamic sparse learning: A novel paradigm for efficient recommendation. In *Proceedings of the 17th ACM international conference on web search and data mining*, 740–749.
- Wang, X.; Gao, T.; Zhu, Z.; Zhang, Z.; Liu, Z.; Li, J.; and Tang, J. 2021. KEPLER: A unified model for knowledge embedding and pre-trained language representation. *Transactions of the Association for Computational Linguistics*, 9: 176–194.
- Wang, X.; Yang, Q.; Qiu, Y.; Liang, J.; He, Q.; Gu, Z.; Xiao, Y.; and Wang, W. 2023. Knowledgpt: Enhancing large language models with retrieval and storage access on knowledge bases. *arXiv preprint arXiv:2308.11761*.
- Wei, J.; Wang, X.; Schuurmans, D.; Bosma, M.; Xia, F.; Chi, E.; Le, Q. V.; Zhou, D.; et al. 2022a. Chain-of-thought prompting elicits reasoning in large language models. *Advances in neural information processing systems*, 35: 24824–24837.
- Wei, J.; Wang, X.; Schuurmans, D.; Bosma, M.; Xia, F.; Chi, E.; Le, Q. V.; Zhou, D.; et al. 2022b. Chain-of-thought prompting elicits reasoning in large language models. *Advances in neural information processing systems*, 35: 24824–24837.
- Wu, W.; Wang, C.; Shen, D.; Qin, C.; Chen, L.; and Xiong, H. 2024. Afdgcf: Adaptive feature de-correlation graph collaborative filtering for recommendations. In *Proceedings of the 47th International ACM SIGIR Conference on Research and Development in Information Retrieval*, 1242–1252.
- Yao, L.; Mao, C.; and Luo, Y. 2019. KG-BERT: BERT for knowledge graph completion. *arXiv preprint arXiv:1909.03193*.
- Yao, S.; Yu, D.; Zhao, J.; Shafran, I.; Griffiths, T.; Cao, Y.; and Narasimhan, K. 2023. Tree of thoughts: Deliberate problem solving with large language models. *Advances in neural information processing systems*, 36: 11809–11822.
- Yih, W.-t.; Richardson, M.; Meek, C.; Chang, M.-W.; and Suh, J. 2016. The value of semantic parse labeling for knowledge base question answering. In *Proceedings of the 54th Annual Meeting of the Association for Computational Linguistics (Volume 2: Short Papers)*, 201–206.
- Zhang, S.; Chen, L.; Wang, C.; Li, S.; and Xiong, H. 2024. Temporal graph contrastive learning for sequential recommendation. In *Proceedings of the AAAI Conference on Artificial Intelligence*, volume 38, 9359–9367.
- Zhang, Y.; Sun, Y.; Zhuang, F.; Zhu, Y.; An, Z.; and Xu, Y. 2023. Triple dual learning for opinion-based explainable recommendation. *ACM Transactions on Information Systems*, 42(3): 1–27.
- Zhang, Z.; Han, X.; Liu, Z.; Jiang, X.; Sun, M.; and Liu, Q. 2019a. ERNIE: Enhanced language representation with informative entities. *arXiv preprint arXiv:1905.07129*.
- Zhang, Z.; Han, X.; Liu, Z.; Jiang, X.; Sun, M.; and Liu, Q. 2019b. ERNIE: Enhanced language representation with informative entities. *arXiv preprint arXiv:1905.07129*.
- Zhao, L.; Liu, Q.; Yue, L.; Chen, W.; Chen, L.; Sun, R.; and Song, C. 2024. Comi: Correct and mitigate shortcut learning behavior in deep neural networks. In *Proceedings of the 47th International ACM SIGIR Conference on Research and Development in Information Retrieval*, 218–228.
- Zhao, R.; Li, X.; Joty, S.; Qin, C.; and Bing, L. 2023. Verify-and-edit: A knowledge-enhanced chain-of-thought framework. *arXiv preprint arXiv:2305.03268*.