

Efficient Statistical Estimation for Sequential Adaptive Experiments with Implications for Adaptive Designs

Wenxin Zhang, Mark van der Laan

Division of Biostatistics, University of California, Berkeley

August 13, 2025

Abstract

Adaptive experimental designs have gained popularity in clinical trials and online experiments. Unlike traditional, fixed experimental designs, adaptive designs can dynamically adjust treatment randomization probabilities and other design features in response to data accumulated sequentially during the experiment. These adaptations are useful to achieve diverse objectives, including reducing uncertainty in the estimation of causal estimands or increasing participants' chances of receiving better treatments during the experiment. At the end of the experiment, it is often desirable to answer causal questions from the observed data. However, the adaptive nature of such experiments and the resulting dependence among observations pose significant challenges to providing valid statistical inference and efficient estimation of causal estimands. Building upon the Targeted Maximum Likelihood Estimator (TMLE) framework tailored for adaptive designs ([van der Laan 2008](#)), we introduce a new adaptive-design-likelihood-based TMLE (ADL-TMLE) to estimate a variety of causal estimands from adaptive experiment data. We establish asymptotic normality and semiparametric efficiency of ADL-TMLE under relaxed positivity and design stabilization assumptions for adaptive experiments. Motivated by efficiency results, we further propose a novel adaptive design aimed at minimizing the variance of estimators based on data generated under that design. Using the average treatment effect as a representative example, simulation studies show that ADL-TMLE demonstrates superior variance-reduction performance across different types of adaptive experiments, and that the proposed adaptive design attains lower variance than the standard efficiency-oriented adaptive design. Finally, we generalize this estimation and design framework to broader settings with longitudinal structures.

1 Introduction

Adaptive experimental designs are useful for clinical trials due to their flexibility and statistical efficiency ([Chow & Chang 2008](#)). Unlike traditional, fixed trial designs, adaptive designs allow investigators to sequentially modify treatment randomization probabilities and/or other key design features based on accumulated data during the experiment. These adaptations can be targeted for a range of objectives: such as improving estimation efficiency for causal estimands and increasing participants' chances of receiving superior treatments.

Response-Adaptive Randomization (RAR), originating from the foundational work of [Thompson \(1933\)](#), is an important adaptive design procedure in which treatment assignment probabilities are updated based on prior participants' treatments and outcomes ([Hu & Rosenberger 2006](#), [Robertson et al. 2023](#)). Covariate-Adjusted Response-Adaptive (CARA) designs extend RAR designs by incorporating baseline covariates into treatment assignment probabilities, enabling personalized treatment allocation for improved participant welfare or statistical efficiency ([Rosenberger et al. 2001](#), [Hu & Rosenberger 2006](#), [Zhang et al. 2007](#), [van der Laan 2008](#), [Rosenberger & Sverdlov 2008](#)). The adaptive design approaches are also closely related to the literature on multi-armed bandits and contextual bandits, with broad applications in real-life decision making ([Bubeck et al. 2012](#), [Lattimore & Szepesvári 2020](#), [Bouneffouf et al. 2020](#)).

While adaptive experiments have advantage of improving estimation efficiency and/or bringing benefits to participants compared with those with fixed, non-adaptive designs, they also present challenges for statistical inference. At the end of an adaptive experiment, investigators often seek to estimate causal estimands based on the observed data, such as the average treatment effect or mean outcome under personalized treatment rules. However, the adaptivity of such experiments induces dependence among observations, violating the i.i.d. assumptions that standard statistical inference methods rely on. This has motivated

substantial methodological work to provide statistical inference for data collected under adaptive designs. For example, [Zhang et al. \(2007\)](#) and [Zhu \(2015\)](#) derived asymptotic results for inference under CARA designs within parametric modeling frameworks. [van der Laan \(2008\)](#) introduced Targeted Maximum Likelihood Estimation (TMLE) framework that is tailored for adaptive design data and provides non-parametric statistical inference method without relying on parametric assumptions. Subsequent developments include the development of statistical inference for causal estimands such as the risk difference and log-relative risk ([Chambaz & van der Laan 2014](#)) as well as for estimating the mean outcome under optimal treatment rules ([Murphy 2003](#), [Luedtke & van der Laan 2016b](#)) in CARA experiments ([Chambaz et al. 2017](#)). Another line of work employs variants of stabilized reweighting techniques ([Luedtke & van der Laan 2016a](#)) and develops asymptotically normal estimators for causal estimands in non-contextual ([Hadad et al. 2021](#)) and contextual bandit settings ([Bibaut et al. 2021](#), [Zhan et al. 2021](#)).

In this work, we propose ADL-TMLE, an adaptive-design-likelihood-based TMLE framework that estimates various causal estimands from adaptive experiment data by solving the score equation of the components that define the estimand. We establish both asymptotic normality and semiparametric efficiency of the new TMLE, and demonstrate relaxed positivity and stabilization conditions for adaptive experiment, along with its superior finite-sample efficiency compared with the previous adaptive-design TMLE. Motivated by these efficiency results, we further develop a novel adaptive design framework aimed at minimizing variance of efficient estimators built upon the resulting adaptive experiment data. Finally, we generalize our estimation and design framework to broader settings with longitudinal structures.

The remainder of the paper is organized as follows. [Section 2](#) introduces the statistical setup. [Section 3](#) provides the estimation procedure of the proposed TMLE using ATE as illustrating

example. Sections 4 and 5 establish the asymptotic normality and efficiency properties. Section 6 presents the proposed adaptive design approach. Section 7 reports simulation studies evaluating the performance of the proposed estimation and design methods. Section 8 discusses applications and generalizations of our framework, followed by conclusions in Section 9.

2 Data, Model and Statistical Setup

We define the full data as $X = (W, Y(1), Y(0)) \sim P^F \in \mathcal{M}^F$, where $W \in \mathcal{W}$ are baseline covariates, $Y(a) \in \mathcal{Y}$ is the counterfactual outcome under treatment level $a \in \mathcal{A}$. Without loss of generality, we consider binary treatment space $\mathcal{A} = \{0, 1\}$ and set $\mathcal{Y} = [0, 1]$. Here P^F is the true distribution that generates full data X , living in a general model \mathcal{M}^F without model prespecification. We use E_{P^F} to denote the expectation under P^F . While our framework is generally applicable for estimating a wide class of causal estimands (see Section 8), here we use average treatment effect (ATE) $\Psi(P^F) := E_{P^F}[Y(1) - Y(0)]$ as the main example for illustration.

We consider an adaptive experiment that enrolls n units sequentially, where i is an index of each unit reflecting their enrollment order and $O_i := (W_i, A_i, Y_i)$ are the data to be observed for this unit. Upon the enrollment, the experimenter first observes baseline covariates W_i , then assigns treatment A_i following a treatment randomization function $g_i : \mathcal{W} \times \mathcal{A} \rightarrow [0, 1]$ within a function class \mathcal{G} . Then, the unit's outcome Y_i is observed. The adaptivity of the experiment is reflected in that treatment A_i is determined by a function g_i that is itself generated based on the observed data of previously enrolled units before i , which we denote by $\bar{O}(i-1) := (O_1, \dots, O_{i-1})$. We use $\mathbf{g}_{1:n} := (g_1, \dots, g_i, \dots, g_n)$ to refer to an adaptive design that includes a sequence of treatment randomization functions $g_i \in \mathcal{G}$, which is known and controlled by the experimenter.

Define $\mathcal{Q} := \mathcal{Q}_W \otimes \mathcal{Q}_Y$, where \mathcal{Q}_W is the set of possible distributions of W and \mathcal{Q}_Y is the set of possible conditional distributions of Y given A and W . For any $Q = (Q_W, Q_Y) \in \mathcal{Q}$, we denote $\bar{Q}(A, W)$ as a shorthand of $E[Y|A, W]$, the conditional mean of Y given A and W . For every $i \in [n]$, we assume that $W_i \sim Q_W$ and $Y_i|A_i, W_i \sim Q_Y$. We use $P_Q^n \in \mathcal{M}^n$ to denote the distribution that generates the adaptive experiment data $\bar{O}(n)$ in the adaptive design model \mathcal{M}^n . The model specifies the likelihood of $\bar{o}(n) = (o_1, \dots, o_i, \dots, o_n)$ as

$$p_{q, g_1, \dots, g_n}^n(\bar{o}(n)) = \prod_{i=1}^n q_w(w_i) \times \prod_{i=1}^n g_i(a_i|w_i) \times \prod_{i=1}^n q_y(y_i|a_i, w_i),$$

where we denote q_w and q_y as the probability density (or mass) functions corresponding to the distributions of Q_W and Q_Y , and use $g_i(a|w)$ is a shorthand of $g_i(A = a|W = w)$.

One can identify the causal estimand $\Psi(P^F)$ defined on full data P^F from a target estimand $\psi(Q)$ with the following assumptions:

Assumption 1 (Sequential Exchangeability). $\forall i \in [n], Y_i(a) \perp\!\!\!\perp A_i \mid W_i, \bar{O}(i-1)$.

Assumption 2 (Theoretical Positivity). $\forall w \in \mathcal{W}, a \in \mathcal{A}, \exists i \in [n]$ such that $g_i(a|w) > 0$.

Theorem 1 (Identification). *With Assumptions 1 and 2, one can identify $\Psi(P^F)$ from the observed data $\bar{O}(n)$ by*

$$\begin{aligned} \Psi(P^F) &= E_{Q_W} E[\bar{Q}(1, W) - \bar{Q}(0, W)] \\ &:= \psi(Q). \end{aligned}$$

3 Targeted Maximum Likelihood Estimation

At the end of an adaptive experiment, one observes a single series of dependent data $\bar{O}(n) = (O_1, \dots, O_n)$. Let \bar{Q}_n denote an initial estimate of the true conditional mean function \bar{Q}_0 based on either a user-specified model or an ensemble learner such as Super Learner (van der Laan et al. 2007). For any adaptive design $\mathbf{g}_{1:n}$, we define its average

design $\bar{g}_n := \frac{1}{n} \sum_{i=1}^n g_i$. Our proposed ADL-TMLE is

$$\psi(Q_n^*) := \frac{1}{n} \sum_{i=1}^n [\bar{Q}_n^*(1, W_i) - \bar{Q}_n^*(0, W_i)],$$

where $Q_n^* = (Q_{n,W}, Q_{n,Y}^*)$ where $Q_{n,W}$ is the empirical distribution of baseline covariates, and $Q_{n,Y}^*$ is an updated outcome distribution associated with a TMLE update \bar{Q}_n^* of the initial estimate \bar{Q}_n . Specifically, \bar{Q}_n^* is obtained by solving

$$\frac{1}{n} \sum_{i=1}^n \frac{2A_i - 1}{\bar{g}_n(A_i|W_i)} [Y_i - \bar{Q}_n^*(A_i, W_i)] = 0,$$

via the regression: $\text{logit } \bar{Q}_{n,\epsilon}(A, W) = \text{logit } \bar{Q}_n(A, W) + \epsilon H_n(A, W)$, where H_n is defined by $H_n(A, W) := \frac{2A-1}{\bar{g}_n(A|W)}$ based on the average design \bar{g}_n . The TMLE update is $\bar{Q}_n^* = \bar{Q}_{n,\epsilon_n}$, where ϵ_n is the solution of that regression.

Define $\sigma_n^2 := \frac{1}{n} \sum_{i=1}^n \left\{ \frac{2A_i-1}{\bar{g}_n(A_i|W_i)} [Y_i - \bar{Q}_n^*(A_i, W_i)] + \bar{Q}_n^*(1, W_i) - \bar{Q}_n^*(0, W_i) - \psi(Q_n^*) \right\}^2$. The variance estimator of $\psi(Q_n^*)$ is given by σ_n^2/n . The corresponding $100(1 - \alpha)\%$ confidence interval is $[\psi(Q_n^*) - z_{1-\alpha/2}\sigma_n/\sqrt{n}, \psi(Q_n^*) + z_{1-\alpha/2}\sigma_n/\sqrt{n}]$, where $z_{1-\alpha/2}$ is the $1 - \alpha/2$ quantile of standard normal distribution (e.g. $\alpha = 0.05$).

We note that our proposed ADL-TMLE is driven by the likelihood structure of adaptive experiment and solves the score equations for the Q components that define the target parameter $\psi(Q)$. For any $Q = (Q_W, Q_Y) \in \mathcal{Q}$ with the associated conditional mean function $\bar{Q} \in \bar{\mathcal{Q}}$ and a treatment randomization function $g \in \mathcal{G}$, define $D(Q, g)$ as the efficient influence curve (EIC) of the target estimand in the i.i.d. experiment: $W \sim Q_W, A|W \sim g$, and $Y|A, W \sim Q_Y$. For the ATE $\psi(Q)$, the EIC is $D(Q, g)(O) = D_1(\bar{Q}, g)(O) + D_2(\bar{Q})(O)$, where $D_1(\bar{Q}, g)(O) := \frac{2A-1}{\bar{g}(A|W)} (Y - \bar{Q}(A, W))$ and $D_2(\bar{Q})(O) := \bar{Q}(1, W) - \bar{Q}(0, W) - \psi(Q)$. The core procedure of ADL-TMLE is to solve $\frac{1}{n} \sum_{i=1}^n D(Q, \bar{g}_n) = 0$, which behaves as solving the score equation in the i.i.d. experiment with $A \sim \bar{g}_n$, even when the data is collected from the adaptive experiment. This framework is general for estimating a wider class of causal estimands as shown in Section 8.

For comparison, we also introduce the original TMLE tailored for adaptive design data proposed by [van der Laan \(2008\)](#), denoted by $\psi(Q_n^\dagger)$ and referred to as “AD-TMLE” (adaptive-design TMLE). In AD-TMLE, $Q_n^\dagger = (Q_{n,W}, Q_{n,Y}^\dagger)$ and \bar{Q}_n^\dagger is the TMLE update of the estimated conditional mean function \bar{Q}_n , which solves $\frac{1}{n} \sum_{i=1}^n \frac{2A_i-1}{g_i(A_i|W_i)} [Y_i - \bar{Q}_n^\dagger(A_i, W_i)] = 0$ using every i -specific treatment randomization function g_i from the adaptive design $\mathbf{g}_{1:n}$. Its variance estimator is given by $\tilde{\sigma}_n^2/n$, where $\tilde{\sigma}_n^2 := \frac{1}{n} \sum_{i=1}^n \left\{ \frac{2A_i-1}{g_i(A_i|W_i)} [Y_i - \bar{Q}_n^\dagger(A_i, W_i)] + \bar{Q}_n^\dagger(1, W_i) - \bar{Q}_n^\dagger(0, W_i) - \psi(Q_n^\dagger) \right\}^2$. While the next sections focus on the properties of TMLEs, these analyses also apply to the corresponding One-Step/AIPW estimators $\hat{\psi}_n(\bar{Q}_n) := \frac{1}{n} \sum_{i=1}^n \frac{2A_i-1}{\bar{g}_n(A_i|W_i)} [Y_i - \bar{Q}_n(A_i, W_i)] + \frac{1}{n} \sum_{i=1}^n [\bar{Q}_n(1, W_i) - \bar{Q}_n(0, W_i)]$ and $\hat{\psi}_n^\dagger(\bar{Q}_n) := \frac{1}{n} \sum_{i=1}^n \frac{2A_i-1}{g_i(A_i|W_i)} [Y_i - \bar{Q}_n(A_i, W_i)] + \frac{1}{n} \sum_{i=1}^n [\bar{Q}_n(1, W_i) - \bar{Q}_n(0, W_i)]$.

4 Asymptotic Normality

In this section we analyze the asymptotic normality of ADL-TMLE. We define $P_{Q,g}f := \int f(o)q(o)g(o)d\mu(o)$ for any Q and g , and $P_{Q,g_i}f := \int f(o)q(o)g_i(o)d\mu(o)$ for every g_i in adaptive design, where μ is a measure on \mathcal{O} equipped with the product of the σ -fields of \mathcal{W} , \mathcal{A} and \mathcal{Y} . Note that $P_{Q,\bar{g}_n}f = \frac{1}{n} \sum_{i=1}^n P_{Q,g_i}f$.

To establish the asymptotic normality of $\psi(Q_n^*)$, we first decompose the difference between $\psi(Q_n^*)$ and $\psi(Q_0)$ as follows.

Theorem 2 (Difference between $\psi(Q_n^*)$ and $\psi(Q_0)$). *The difference of $\psi(Q_n^*)$ and the true parameter $\psi(Q_0)$ can be decomposed as*

$$\psi(Q_n^*) - \psi(Q_0) = M_{1,n}(Q_\infty, \bar{g}_\infty) + M_{2,n}(Q_n^*, Q_\infty, \bar{g}_n) + M_{3,n}(Q_\infty, \bar{g}_n, \bar{g}_\infty),$$

where

$$M_{1,n}(Q_\infty, \bar{g}_\infty) := \frac{1}{n} \sum_{i=1}^n [D(Q_\infty, \bar{g}_\infty)(O_i) - P_{Q_0,g_i}D(Q_\infty, \bar{g}_\infty)],$$

$$\begin{aligned}
M_{2,n}(Q_n^*, Q_\infty, \bar{g}_n) &:= \frac{1}{n} \sum_{i=1}^n \left\{ [D(Q_n^*, \bar{g}_n)(O_i) - P_{Q_0, g_i} D(Q_n^*, \bar{g}_n)] \right. \\
&\quad \left. - [D(Q_\infty, \bar{g}_n)(O_i) - P_{Q_0, g_i} D(Q_\infty, \bar{g}_n)] \right\}, \\
M_{3,n}(Q_\infty, \bar{g}_n, \bar{g}_\infty) &:= \frac{1}{n} \sum_{i=1}^n \left\{ [D(Q_\infty, \bar{g}_n)(O_i) - P_{Q_0, g_i} D(Q_\infty, \bar{g}_n)] \right. \\
&\quad \left. - [D(Q_\infty, \bar{g}_\infty)(O_i) - P_{Q_0, g_i} D(Q_\infty, \bar{g}_\infty)] \right\},
\end{aligned}$$

with any fixed $\bar{g}_\infty \in \mathcal{G}$ and $Q_\infty := (Q_{\infty, W}, Q_{\infty, Y}) \in \mathcal{Q}$, where $Q_{\infty, W} = Q_{0, W} \in \mathcal{Q}_W$ and $Q_{\infty, Y} \in \mathcal{Q}_Y$ with its conditional mean function of the outcome $\bar{Q}_\infty \in \bar{\mathcal{Q}}$.

The proof of this decomposition is given in Appendix A.

Suppose there exist fixed Q_∞ and \bar{g}_∞ such that \bar{Q}_n^* and \bar{g}_n converge to them, respectively, under the assumptions stated below. We then establish the asymptotic normality of $M_{1,n}$, which is the average of a martingale difference sequence indexed by Q_∞ and \bar{g}_∞ .

Assumption 3 (Boundedness of the Average of Adaptive Design). *There exists $\zeta > 0$ such that $\inf_{a \in \mathcal{A}, w \in \mathcal{W}} \bar{g}_n(a|w) \geq \zeta$.*

Assumption 4 (Stabilized Variance under the Average of Adaptive Design). *There exist $\sigma_0^2 \in \mathbb{R}^+$ such that $P_{Q_0, \bar{g}_n} D(Q_\infty, \bar{g}_\infty)^2 \xrightarrow{P} \sigma_0^2$.*

We also provide an alternative to Assumption 4 that characterizes how the average design \bar{g}_n converges to the fixed design \bar{g}_∞ .

Assumption 5. $P_{Q_0, \bar{g}_n} D(Q_\infty, \bar{g}_\infty)^2 \xrightarrow{P} P_{Q_0, \bar{g}_\infty} D(Q_\infty, \bar{g}_\infty)^2$.

Theorem 3 (Asymptotic normality of $M_{1,n}$). *Suppose assumptions 3 and 4 (or 5) hold, then*

$$\sqrt{n} M_{1,n}(Q_\infty, \bar{g}_\infty) \xrightarrow{d} N(0, \sigma_0^2).$$

This asymptotic normality directly follows the martingale central limit theorems (e.g. Theorem 2 in Brown (1971)).

For the remaining martingale process terms $M_{2,n}$ and $M_{3,n}$, we establish their equicontinuity conditions following the equicontinuity results of the general setup in [Zhang et al. \(2024\)](#).

Assumption 6 (Covering Number of $\bar{\mathcal{Q}}$). $\bar{\mathcal{Q}}$ is a class of functions with finite sup-norm covering number $N_\infty(\epsilon, \bar{\mathcal{Q}})$.

Assumption 7 (Convergence of \bar{Q}_n^*). Define

$$s_n(\bar{Q}, \bar{Q}_\infty, \bar{g}_n) := \sqrt{\frac{1}{n} \sum_{i=1}^n E \left[\rho \left(\frac{|D_1(\bar{Q}, \bar{g}_n)(O_i) - D_1(\bar{Q}_\infty, \bar{g}_n)(O_i)|}{c_1} \right) \middle| \bar{O}(i-1) \right]},$$

where $\rho(x) = e^x - x - 1$ and $c_1 = 8/\zeta$ with ζ as assumed in [Assumption 3](#). Assume that $s_n(\bar{Q}_n^*, \bar{Q}_\infty, \bar{g}_n) = o_P(1)$.

Theorem 4 (Equicontinuity of $M_{2,n}$). Suppose [Assumptions 3, 6, 7](#) hold. Then, $M_{2,n}(Q_n^*, Q_\infty, \bar{g}_n) = o_P(n^{-\frac{1}{2}})$.

Assumption 8 (Covering Number of \mathcal{G}). \mathcal{G} is a class of functions with finite sup-norm covering number $\mathcal{N}_\infty(\epsilon, \mathcal{G})$, with $\mathcal{J}_\infty(\epsilon, \mathcal{G}) := \int_0^\epsilon \sqrt{\log(1 + \mathcal{N}_\infty(u, \mathcal{G}))} du$ the ϵ -entropy integral in supremum norm of \mathcal{G} .

Assumption 9 (Convergence of Average Design). Suppose $\inf_{a \in \mathcal{A}, w \in \mathcal{W}} \bar{g}_\infty \geq \eta$ for some $\eta > 0$. Assume that $v_n(\bar{Q}_\infty, \bar{g}_n, \bar{g}_\infty) = o_P(1)$, where v_n is defined by

$$v_n(\bar{Q}_\infty, \bar{g}_n, \bar{g}_\infty) := \sqrt{\frac{1}{n} \sum_{i=1}^n E \left[\rho \left(\frac{|D_1(\bar{Q}_\infty, \bar{g}_n)(O_i) - D_1(\bar{Q}_\infty, \bar{g}_\infty)(O_i)|}{c_2} \right) \middle| \bar{O}(i-1) \right]},$$

where $\rho(x) = e^x - x - 1$ and $c_2 = 8/\eta^2$.

Theorem 5 (Equicontinuity of $M_{3,n}$). Suppose [Assumptions 3, 8, 9](#) hold. Then, $M_{3,n}(Q_\infty, \bar{g}_n, \bar{g}_\infty) = o_P(n^{-\frac{1}{2}})$.

Combining the asymptotic normality and equicontinuity conditions, we establish the asymptotic normality of the proposed ADL-TMLE $\psi(Q_n^*)$.

Theorem 6 (Asymptotic Normality). *Suppose Assumptions 3, 4 (or 5), 6, 7, 8, and 9 hold, then $\psi(Q_n^*)$ is asymptotically normal:*

$$\sqrt{n} [\psi(Q_n^*) - \psi(Q_0)] \xrightarrow{d} N(0, \sigma_0^2).$$

Note that our assumptions do not require that \bar{Q}_n^* converges to a \bar{Q}_∞ that equals the true conditional mean function \bar{Q}_0 . Thus ADL-TMLE has the double robustness property despite using a misspecified estimate of \bar{Q}_0 , since the average design \bar{g}_n is known.

5 Efficiency

In this section, we provide efficiency results of ADL-TMLE for estimating various causal estimands based on data collected from adaptive experiments. We start by defining a Hilbert space $\mathcal{H}(Q, g) = \{h \in L_2^0(P_{Q,g}) : h(o) = h_w(w) + h_y(w, a, y), \int h_w(w) dQ_w(w) = 0, \int h_y(w, a, y) dQ_y(y|a, w) = 0\}$ for any $Q = (Q_W, Q_Y) \in \mathcal{Q}$, with a referencing treatment randomization distribution $g \in \mathcal{G}$ and the corresponding density $p_{Q,g}(o) = q_w(w)g(a|w)q_y(y|a, w)$ under $P_{Q,g}$. For any $h_1, h_2 \in \mathcal{H}(Q, g)$, define their inner product as $\langle h_1, h_2 \rangle_{\mathcal{H}(Q,g)} := \int h_1(o)h_2(o) dP_{Q,g}(o)$. Define a class of paths $\{Q_\epsilon^h = (Q_{w,\epsilon}^h, Q_{y,\epsilon}^h) : dQ_{w,\epsilon}^h = (1 + \epsilon h_w) dQ_w, dQ_{y,\epsilon}^h = (1 + \epsilon h_y) dQ_y\}$. We define the fluctuated distribution $P_{Q_{\epsilon_n}^h}^n$ as one with density $p_{Q_{\epsilon_n}^h, g_1, \dots, g_n}^n = \prod_{i=1}^n q_{\epsilon_n}^h(o_i) g_i(o_i)$, where $\epsilon_n = 1/\sqrt{n}$.

In the following, we establish the efficiency of ADL-TMLE in adaptive design setup using the convolution theorem (Theorem 3.12.2 in [van der Vaart et al. \(1996\)](#)) that characterizes the limit distribution of regular estimators under asymptotic normal experiments and identifies the minimal achievable variance among regular estimators. The proofs are given in Appendix [A](#).

5.1 Asymptotically Normal Experiment

We first analyze the sequence of statistical experiments $(\bar{O}(n), \mathcal{F}_n, P_{Q_{\epsilon_n}}^n : h \in \mathcal{H}(Q, \bar{g}_\infty))$ and show that it is asymptotically normal. Let $\Delta_{n,h} = \frac{1}{\sqrt{n}} \sum_{i=1}^n h(O_i) + o_{P_Q^n}(1)$, and $\|h\|_{\mathcal{H}(Q, \bar{g}_\infty)}^2 = \int h^2(o) dP_{Q, \bar{g}_\infty}(o)$. Let $\{\Delta_h : h \in \mathcal{H}(Q, \bar{g}_\infty)\}$ be an iso-Gaussian process with zero mean and covariance $P_{Q, \bar{g}_\infty} \Delta_{h_1} \Delta_{h_2} = \langle h_1, h_2 \rangle_{\mathcal{H}(Q, \bar{g}_\infty)}$.

Assumption 10 (Hilbert Space Norm Stability under Adaptive Design). *For any $h \in \mathcal{H}(Q, \bar{g}_\infty)$, $\|h\|_{\mathcal{H}(Q, \bar{g}_n)}^2 = \|h\|_{\mathcal{H}(Q, \bar{g}_\infty)}^2 + o_{P_Q^n}(1)$.*

Theorem 7 (Asymptotically Normal Experiment). *Suppose Assumption 10 holds. Then, the experiment is asymptotically (shift) normal, i.e., for each $h \in \mathcal{H}(Q_0, \bar{g}_\infty)$,*

$$\log \frac{dP_{Q_{\epsilon_n}}^n(O_1, \dots, O_n)}{dP_Q^n(O_1, \dots, O_n)} = \Delta_{n,h} - \frac{1}{2} \|h\|_{\mathcal{H}(Q, \bar{g}_\infty)}^2$$

such that $\Delta_{n,h} \xrightarrow{d} \Delta_h$ under P_Q^n , and $\Delta_h \sim N(0, \|h\|_{\mathcal{H}(Q, \bar{g}_\infty)}^2)$.

5.2 Regularity and Efficiency

Now we introduce the definition of regular estimator and the limit distribution of regular estimators of regular parameters in asymptotically normal experiments based on the convolution theorem. Define a sequence of parameters $\psi(Q_{\epsilon_n}^h) := E_{Q_{w, \epsilon_n}^h} [\bar{Q}_{y, \epsilon_n}^h(1, W) - \bar{Q}_{y, \epsilon_n}^h(0, W)]$ for every $h \in \mathcal{H}(Q, \bar{g}_\infty)$, where Q_{w, ϵ_n}^h denotes the perturbed distribution of Q_W and $\bar{Q}_{y, \epsilon_n}^h$ is the conditional mean function of the outcome under the perturbed distribution of Q_Y .

For every $h \in \mathcal{H}(Q, \bar{g}_\infty)$, the sequence of parameters $\psi(Q_{\epsilon_n}^h)$ is regular in that

$$\sqrt{n} \left(\psi(Q_{\epsilon_n}^h) - \psi(Q) \right) \rightarrow \dot{\psi}(Q)(h),$$

for a continuous, linear map $\dot{\psi} : \mathcal{H}(Q, \bar{g}_\infty) \rightarrow \mathbb{R}$ and a certain norming operator \sqrt{n} . Here, $\dot{\psi}(Q)(h) = \langle D(Q, \bar{g}_\infty), h \rangle_{\mathcal{H}(Q, \bar{g}_\infty)}$ is the pathwise derivative of $\psi(Q_{\epsilon_n}^h)$ at $\epsilon = 0$.

Definition 1 (Regular Estimator). *If a sequence of estimators $T_n(O_1, \dots, O_n)$ satisfies*

$$\sqrt{n} (T_n - \psi(Q_{\epsilon_n}^h)) \xrightarrow{d} L$$

under $P_{Q_{\epsilon_n}^h}^n$ for every $h \in \mathcal{H}(Q, \bar{g}_\infty)$ for a fixed, tight Borel probability measure L on \mathbb{R} , then T_n is regular with respect to the norming operators \sqrt{n} .

Theorem 8 (Limit Distribution of Regular Estimators by Convolution Theorem). *Suppose Assumption 10 holds such that the sequence of statistical experiments $(\bar{O}(n), \mathcal{F}_n, P_{Q_{\epsilon_n}^h}^n : h \in \mathcal{H}(Q, \bar{g}_\infty))$ is asymptotically normal. Then, for regular estimators T_n of $\psi(Q)$, the limit distribution of $\sqrt{n}(T_n - \psi(Q))$ equals the distribution of a sum $Z + B$ of independent and tight random variables such that*

$$Z \sim N(0, \|\dot{\psi}^*(Q)\|_{\mathcal{H}(Q, \bar{g}_\infty)}^2),$$

where $\dot{\psi}^(Q)$ is the adjoint of $\dot{\psi}(Q)$ such that $\langle \dot{\psi}^*(Q), h \rangle_{\mathcal{H}(Q, \bar{g}_\infty)} = \dot{\psi}(Q)(h)$.*

We establish the regularity and efficiency of ADL-TMLE as follows.

Theorem 9 (Regularity and Efficiency). *Suppose Assumptions 3, 5, 6, 7, 8, 9 and 10 hold with $Q_\infty = Q_0$, then $\psi(\bar{Q}_n^*)$ is efficient in that the asymptotic variance of $\sqrt{n}(\psi(Q_n^*) - \psi(Q_0))$ achieves the minimal possible variance $\|\dot{\psi}^*(Q_0)\|_{\mathcal{H}(Q_0, \bar{g}_\infty)}^2$ of the limit distribution of regular estimators of $\psi(Q_0)$ under the asymptotically normal experiments $(\bar{O}(n), \mathcal{F}_n, P_{Q_{\epsilon_n}^h}^n : h \in \mathcal{H}(Q_0, \bar{g}_\infty))$.*

Remark 1 (Comparison of two TMLEs). We compare ADL-TMLE $\psi(Q_n^*)$ with AD-TMLE $\psi(Q_n^\dagger)$ based on the results of Sections 4 and 5. First, to construct AD-TMLE $\psi(Q_n^\dagger)$, the positivity assumption is: $\inf_{a \in \mathcal{A}, w \in \mathcal{W}} g_i(a|w) \geq \zeta$ for every single g_i ($i = 1, \dots, n$). In comparison, the positivity assumption for the proposed ADL-TMLE $\psi(Q_n^*)$ is less restrictive, as it is only required on the overall average design \bar{g}_n instead of every g_i . This enables a more flexible adaptive design for conducting statistical inference. For example, one can consider

a design which allows more or less exploration and exploitation of treatment arms across different time points during the experiment and even permits cases where positivity is locally violated for some units, as long as the overall average design does not break the positivity assumption. Moreover, the establishment of ADL-TMLE only requires accessibility of the average design \bar{g}_n , making the estimation procedure feasible when reporting every single g_i is impractical due to operational or privacy constraints.

Second, for AD-TMLE $\psi(\bar{Q}_n^\dagger)$ to be asymptotically normal, g_n needs to stabilize such that $\frac{1}{n} \sum_{i=1}^n P_{Q_0, g_i} D(Q_\infty, g_i)^2$ stabilizes as $n \rightarrow \infty$. In contrast, our proposed ADL-TMLE $\psi(\bar{Q}_n^*)$ requires only the average design \bar{g}_n to stabilize. Likewise, while the efficiency proof for ADL-TMLE can be extended to AD-TMLE, the latter requires stronger positivity and convergence conditions on the adaptive design than those needed for ADL-TMLE.

Finally, suppose both estimators have the same Q_∞ . By Jensen's inequality we have that

$$\begin{aligned}
& \frac{1}{n} \sum_{i=1}^n P_{Q_0, g_i} D(Q_\infty, g_i)^2 \\
&= P_{Q_0, w} \frac{1}{n} \sum_{i=1}^n \frac{E[Y - \bar{Q}_\infty(1, W)|A = 1, W]^2}{g_i(1|W)} + P_{Q_0, w} \frac{1}{n} \sum_{i=1}^n \frac{E[Y - \bar{Q}_\infty(0, W)|A = 0, W]^2}{g_i(0|W)} \\
&\geq P_{Q_0, w} \frac{E[Y - \bar{Q}_\infty(1, W)|A = 1, W]^2}{\bar{g}_n(1|W)} + P_{Q_0, w} \frac{E[Y - \bar{Q}_\infty(0, W)|A = 0, W]^2}{\bar{g}_n(0|W)} \\
&= P_{Q_0, \bar{g}_n} D(Q_\infty, \bar{g}_n)^2.
\end{aligned}$$

This implies that $\psi(Q_n^*)$ is more efficient than $\psi(Q_n^\dagger)$ in finite samples.

6 Adaptive Designs Motivated by Efficiency Results

For a given causal estimand of interest, one can characterize an oracle experimental design that minimizes semiparametric efficiency bound for estimating that estimand using the data collected through that oracle design, which we denote by $\pi^* : \mathcal{W} \times \mathcal{A} \rightarrow (0, 1)$. Using ATE as an example, it is known that the ideal oracle design π^* that minimizes the semiparametric

efficiency bound follows the conditional Neyman allocation: $\pi^*(a|w) := \frac{\sigma(a,w)}{\sigma(1,w)+\sigma(0,w)}$, where $\sigma^2(a, w) := \text{Var}[Y|A = a, W = w]$.

However, the oracle design is unknown in practice. This necessitates adaptive experimental designs that sequentially learn the oracle design from the accumulated data and determine treatment randomization for newly enrolled units according to its evolving estimate, with the aim of improving estimation efficiency. Motivated by efficiency results of ADL-TMLE for adaptive experiment data and its connection to a reference i.i.d. experiment characterized by the average design, we propose in this section a novel adaptive design that guides the average of adaptive design toward the oracle design, which we refer to “ \bar{g} -driven adaptive design”.

The \bar{g} -driven adaptive design is constructed as follows. At the beginning, we enroll n_0 units in the experiment and randomly assigning treatment with a baseline probability (e.g. 0.5). Here, n_0 is a user-specified “burn-in” sample size to estimate Neyman allocation for adapting treatment randomization probabilities. After that, suppose we have enrolled i units. Denote $\bar{g}_i = \frac{1}{i} \sum_{j=1}^i g_j$ as the current average of adaptive design. Upon the enrollment of each new unit $i + 1$, we use the accumulated data $\bar{O}(i) = (O_1, \dots, O_i)$ to construct $\hat{\pi}_{i+1}^*$ as an estimate of the oracle design π^* for the causal estimand of interest. In the example with the ATE as the target, $\hat{\pi}_{i+1}^*$ is constructed by first estimating the unknown conditional variance $\sigma^2(a, w)$ by $\hat{\sigma}_{1:i}^2(a, w)$, and then plugging that into the Neyman allocation formula: $\hat{\pi}_{i+1}^*(a|w) = \frac{\hat{\sigma}_{1:i}(a,w)}{\hat{\sigma}_{1:i}(1,w)+\hat{\sigma}_{1:i}(0,w)}$. We then integrate this estimate into $\bar{\pi}_{i+1}^* := \frac{1}{i-n_0} \sum_{j=n_0+1}^{i+1} \hat{\pi}_j^*$ as the target for the next-step average design, which mitigates the variability inherent in adapting solely to the latest estimate and produces a smoother, more stable design trajectory in finite samples. Finally, by solving $\bar{g}_{i+1} = \bar{\pi}_{i+1}^*$ for the next average design, the treatment randomization function g_{i+1} is given by

$$g_{i+1} := (i+1)\bar{\pi}_{i+1}^* - i\bar{g}_i,$$

clipped to $[0, 1]$. This adaptation procedure is repeated upon enrollment of the new unit.

Remark 2 (Comparison with Standard Neyman Allocation). Compared with the adaptive designs with standard Neyman allocation that directly sets $g_{i+1} = \hat{\pi}_{i+1}^*$, our \bar{g} -driven adaptive design adopts a “self-calibrating” approach: if the average design in earlier stages presents higher probability to assign treatment (or control) relative to the estimated optimal design, the \bar{g} -driven adaptive design compensates in subsequent stages by reducing treatment (control) randomization probability accordingly. This design strategy offers global control over the adaptive design as a whole, steering the overall average design toward the oracle design informed by the efficiency results in a stable manner, rather than optimizing g_{i+1} alone in isolation without considering previous treatment randomization in the adaptive experiment. Together, the \bar{g} -driven design framework and efficient estimation framework of ADL-TMLE work jointly to improve estimation efficiency in answering various causal questions of interest.

7 Simulation Study

This section presents simulation studies to evaluate the performance of the proposed estimator and adaptive design to minimize variance in ATE estimation.

7.1 Setup

We examine five types of experimental designs that sequentially enroll subjects across 10 time points. At the first time point, $n_0 = 1000$ units are enrolled, followed by 250 units at each subsequent time point. Each design differs in its mechanism to determine treatment randomization probabilities. One design is non-adaptive, assigning treatments and controls with equal probability ($g_i \equiv 0.5$ for every i). Another three designs are based on Neyman allocation. One is a standard adaptive design that directly applies the current estimate

of Neyman allocation for treatment randomization for the new enrollee that sets $g_i = \hat{\pi}_i^*$. Another is our proposed \bar{g} -driven Neyman allocation design. The third is an ideal oracle design, which applies the optimal conditional Neyman allocation starting from the first enrollee as if it were known ($g_i = \pi^*$ for every i). We also implement a “benefit-driven” design that tilts the treatment randomization probabilities toward the estimate of optimal personalized treatment $I(E[Y(1) - Y(0)|W] > 0)$ to maximize the expected outcome of new enrollees, where $E[Y(1) - Y(0)|W]$ is the conditional average treatment effect (CATE). Each design is repeated across 5000 simulation runs. We refer readers to Appendix B for more details.

Figure 1 shows the conditional expectation function and variance functions against baseline covariates in the simulation, while Figure 2 displays the optimal Neyman allocation and CATE functions. The oracle Neyman allocation function varies across covariates, resulting in heterogeneous treatment randomization probabilities in Neyman allocation. The CATE function is also heterogeneous and follows a different pattern from that of the Neyman allocation. Consequently, the benefit-driven design will result in higher variance in the ATE estimate than under an adaptive design with Neyman allocation.

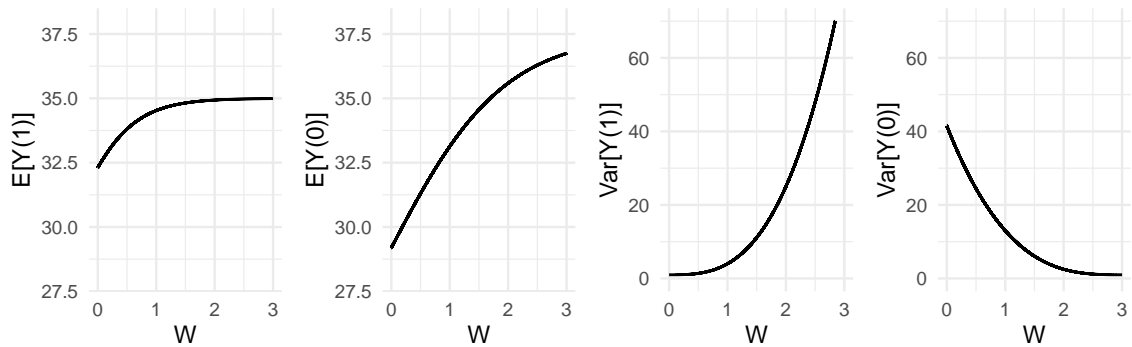


Figure 1: Summary plots of the data generating distribution. The first two plots show the conditional mean of the outcome (y-axis) for treatment ($a = 1$) and control ($a = 0$) against covariates W (x-axis). The last two plots present the corresponding conditional variances.

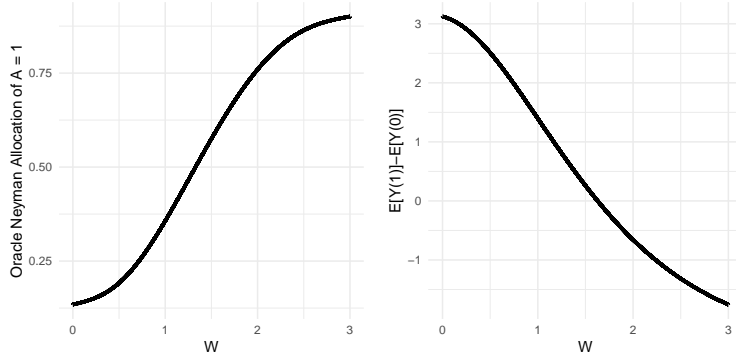


Figure 2: Left: Probability of assigning treatment assignment $a = 1$ (y-axis) under the oracle Neyman allocation across baseline covariates (x-axis). Right: Conditional average treatment effect (CATE) (y-axis) across baseline covariates (x-axis).

Our simulation study investigates two questions: **(A) Estimation:** Given data collected under the same type of adaptive design, we evaluate the performance of ADL-TMLE in estimating ATE and compared that with AD-TMLE. Specifically, we compare their performance under both standard Neyman-allocation-based adaptive design that aims at efficient estimation of ATE and the benefit-driven design that does not target estimation efficiency. **(B) Design:** With the goal of minimizing variance in ATE estimation, we evaluate the performance of the proposed \bar{g} -driven design and compare that with the standard Neyman allocation, oracle Neyman allocation design and the non-adaptive design.

7.2 Results

(A) Estimation. Table 1 presents the bias, variance, and MSE and the coverage rate of the 95% Wald-type confidence interval of the proposed ADL-TMLE. It also reports the coverage of the 95% Wald-type “oracle confidence interval” based on the estimator’s Monte Carlo standard deviation of the point estimates, whose nominal coverage supports the estimator’s asymptotic normality.

Figure 3 compares the relative variance of the proposed TMLE estimator, $\psi(\bar{Q}_n^*)$ using

Design	Time	Bias (10^{-2})	Var. (10^{-2})	MSE (10^{-2})	Cov. (%)	Oracle Cov. (%)
Benefit Driven	2	-0.55	6.22	6.23	93.7	94.6
Benefit Driven	4	-1.56	5.37	5.40	94.4	94.5
Benefit Driven	6	-2.40	5.00	5.05	95.0	94.6
Benefit Driven	8	-3.27	4.82	4.93	94.6	94.4
Benefit Driven	10	-2.94	4.91	5.00	94.2	94.4
Standard Neyman	2	1.90	5.49	5.53	92.9	94.9
Standard Neyman	4	2.93	3.72	3.81	92.3	94.4
Standard Neyman	6	1.16	2.94	2.95	92.0	94.7
Standard Neyman	8	1.65	2.30	2.33	92.6	94.7
Standard Neyman	10	1.09	2.03	2.04	92.6	95.1

Table 1: Performance of ADL-TMLE in adaptive experiments with benefit-driven design and standard Neyman-allocation design at time points 2, 4, 6, 8, and 10. The table includes bias, variance, mean squared error (MSE), coverage probability of 95% Wald confidence intervals based on estimated standard errors, along with coverage probability of the 95% Wald “oracle” intervals constructed by the Monte Carlo standard deviation of the point estimates.

\bar{g}_n , with that of the TMLE, $\psi(\bar{Q}_n^\dagger)$, using g_i . The results show that ADL-TMLE $\psi(\bar{Q}_n^*)$ significantly reduces variance compared with AD-TMLE in adaptive experiments, under both benefit-driven design and standard Neyman allocation. This validates ADL-TMLE’s efficiency across various designs, whether aimed at the efficient estimation of causal estimand of interest or targeted for other objectives.

(B) Design. Figure 4 presents the relative variance of ADL-TMLE under various designs compared with that in a non-adaptive design with a fixed treatment probability of 0.5. The results show that both adaptive designs with standard Neyman allocation and \bar{g} -driven Neyman allocation yield lower variance than the non-adaptive design. Moreover, the proposed \bar{g} -driven design achieves greater variance reduction than the standard Neyman allocation and approaches closer to the oracle design.

Additionally, we evaluate the oracle versions of different adaptive designs with Neyman allocations to compare their effects on the semiparametric efficiency. Specifically, for $i \geq n_0$, these adaptive designs construct Neyman allocations using the true conditional variance

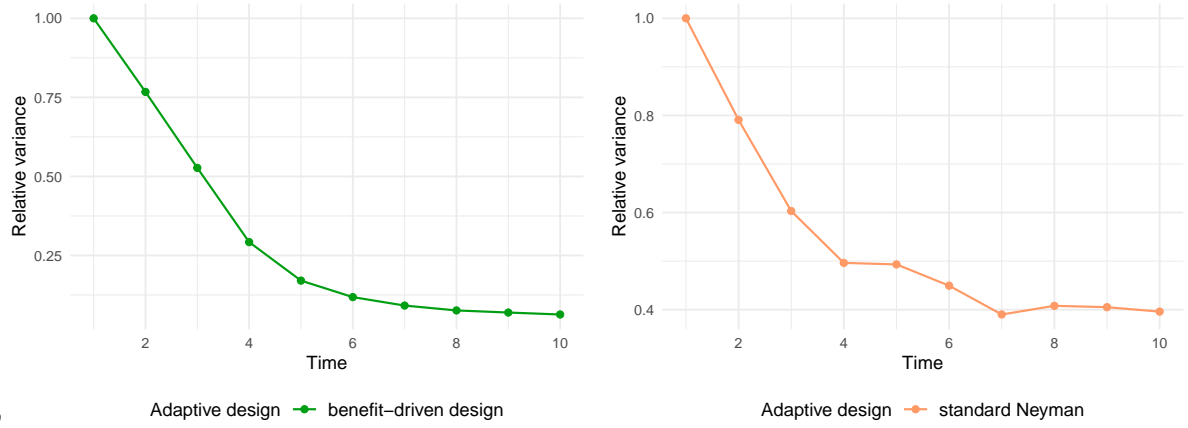


Figure 3: Relative variance of ADL-TMLE $\psi(\bar{Q}_n^*)$ versus AD-TMLE $\psi(\bar{Q}_n^\dagger)$ over the course of adaptive experiments with benefit-driven design (left) and with standard Neyman allocation (right). In each plot, the x-axis is the time point of the adaptive experiment, and the y-axis is the relative variance of the two TMLEs, each constructed by the cumulative data up to that time point.

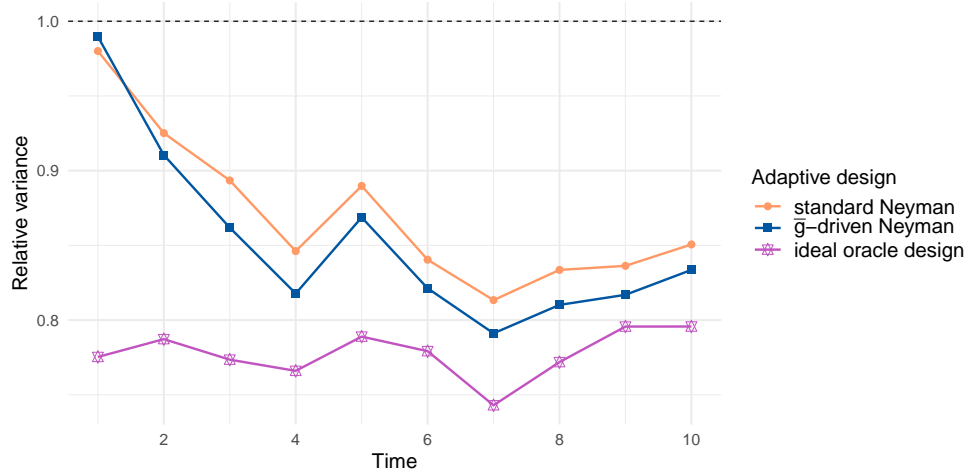


Figure 4: Relative variance of ADL-TMLE in experiments with different designs versus that in the non-adaptive design with a fixed treatment probability of 0.5. Each estimate is constructed using cumulative data up to each time point. The x-axis is the time point of the experiment, and the y-axis is the relative variance.

under $Q_{0,Y}$ in place of their estimates when updating treatment randomization probabilities. Figure 5 presents the trajectory of the relative value of $D(Q_0, \bar{g}_n)^2$ over time in each type of adaptive design, indicating how quickly the asymptotic variance of ADL-TMLE approaches the semiparametric efficiency bound minimized by the oracle Neyman allocation. The results show that this quantity under the \bar{g} -driven design converges to that bound more rapidly than the standard Neyman allocation, supporting the advantage of the proposed \bar{g} -driven adaptive design of guiding the global average design toward the optimal target.

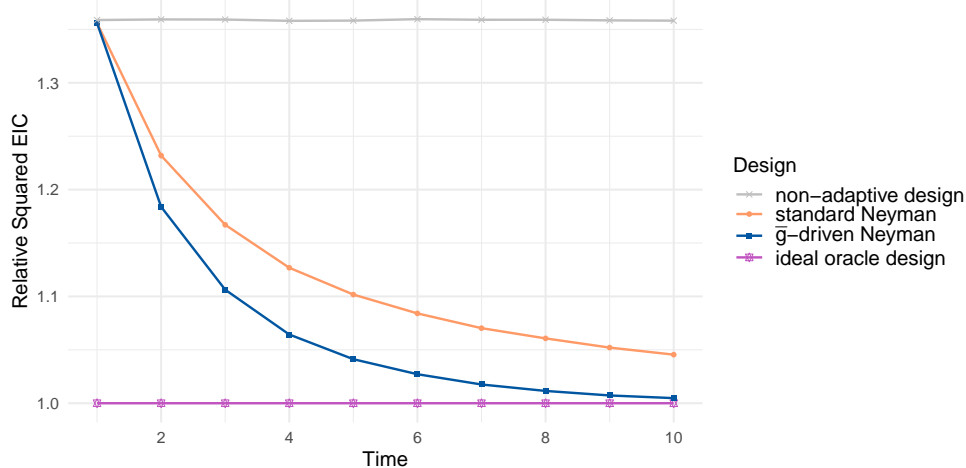


Figure 5: Relative value of $D(Q_0, \bar{g}_n)^2$ under various designs versus that under the ideal design with oracle Neyman allocation (y-axis) across different time points (x-axis). The lines show the trajectories of this quantity over time under non-adaptive design, the oracle version of the adaptive design using standard Neyman allocation and the oracle version of \bar{g} -driven Neyman allocation.

8 Application and Generalization

8.1 Application in Independent Settings

Our framework is directly applicable for independent setups. For example, consider estimating causal estimands from data collected across multiple sites where the site index does not affect the primary outcome but introduces heterogeneity in treatment distribution

across sites. Suppose the full data of interest is $X = (W, Y(a)) \sim P^F \in \mathcal{M}^F$, where W denotes the baseline; $Y(a)$ is the counterfactual outcome with treatment level $a \in \mathcal{A}$. Let the average treatment effect $\Psi^F(P^F) = E_{P^F}[Y(1) - Y(0)]$ as the causal estimand of interest. Suppose one observe n independent observations O_1, \dots, O_n with $O_i = (S_i, W_i, A_i, Y_i)$, where $W_i \sim Q_W$ and $Y_i \sim Q_Y(\cdot | A_i, W_i)$ for $Q_W \in \mathcal{Q}_W$ and $Q_Y \in \mathcal{Q}_Y$. For every unit i , $S_i \in \{1, \dots, J\}$ is the site index that determines the treatment distribution of $A_i \sim g_i$ with $g_i = g_{s_i}$, as each site has its own treatment mechanisms $g_j : \mathcal{W} \times \mathcal{A} \rightarrow (0, 1)$ for $j \in [J]$. $\Psi^F(P^F)$ can be identified by the target parameter $\psi(Q) = E[\bar{Q}(1, W) - \bar{Q}(0, W)]$ under ignorability and positivity assumptions, where $\bar{Q}(A, W) := E[Y|A, W]$. Note that each site does not impact the outcome given treatment and baseline covariates.

Define $\bar{g}_n := \frac{1}{n} \sum_{i=1}^n g_i$. With the convergence of \bar{g}_n to a fixed \bar{g}_∞ (e.g. $\bar{g}_\infty = \sum_{j \in J} p_s(j) g_j$ for a probability mass function p_s of the site index), one can construct a ADL-TMLE by solving the score equation $\frac{1}{n} \sum_{i=1}^n \frac{2A_i - 1}{\bar{g}_n(A_i | W_i)} [Y_i - \bar{Q}_n^*(A_i, W_i)] = 0$. This yields an asymptotic normal and efficient estimator as established in the general framework above for adaptive design setups. This also extends to other settings where the site index S is replaced by other variables that do not directly affect the outcome given treatment and other baseline covariates, but only influence the treatment assignment probabilities.

8.2 A General Framework

We present a general estimation and design framework for various causal estimands in different setups including those with longitudinal data structure.

Data, Model and Target Parameter. Consider a longitudinal data structure $O = (L(0), A(0), L(1), A(1), \dots, L(K), A(K), L(K+1) \equiv Y)$. Let

$$\mathcal{M}(g) = \{p_{q,g} = (q, g) : q \in \mathcal{Q}\}$$

be a model with a known g , where $q(o) = \prod_{t=0}^{K+1} q_t(o)$ and $g(o) = \prod_{t=0}^k g_t(o)$, which

corresponds to an i.i.d. likelihood with each $L(t) \sim q_t$ and $A(t) \sim g_t$. Let $g^* \in \mathcal{G}^*$ denote a fixed function that defines the causal parameter of interest as $\Psi^F(Q) = EY_{g^*} = \int_o y q(o) g^*(o) d\mu(o)$. This parameter only depends on the Q -component of the likelihood.

Suppose we have n observations $\bar{O}(n) = (O_i : i = 1, \dots, n)$ with likelihood

$$p_{q, \mathbf{g}_{1:n}}^n(\bar{o}(n)) = \prod_{i=1}^n q(o_i) g_i(o_i) = \prod_{i=1}^n \prod_{t=1}^{K+1} q_t(o_i) \prod_{t=1}^K g_{i,t}(o_i).$$

This defines the model $M^n = \{p_{q, \mathbf{g}_{1:n}}^n : q\}$, where g_i may be specified as known, externally controlled, or partly unknown but estimable from the data.

Efficient Estimator. Define $\bar{g}_n = \frac{1}{n} \sum_{i=1}^n g_i$ as the average of the whole product $\prod_t g_{t,i}$ across $i = 1, \dots, n$. Let $D(Q, g)(O_i)$ to denote the efficient influence curve in the i.i.d. model $\mathcal{M}(g)$. To estimate EY_{g^*} from data generated by the model \mathcal{M}^n , it is useful to consider a reference i.i.d. model $\mathcal{M}(\bar{g}_n)$ with the average design \bar{g}_n . In that i.i.d. model, the efficient influence curve for the parameter $\Psi(Q)$ is given by $D(Q, \bar{g}_n)(O)$. Importantly, any TMLE constructed by solving $n^{-1} \sum_{i=1}^n D(Q, \bar{g}_n)(O_i)$ under the i.i.d. model with \bar{g}_n is also an efficient estimator for the original model \mathcal{M}^n for the observed data, with its asymptotic normality supported by Martingale theories and its efficiency provided by the convolution theorem, as shown in Section 4 and 5. This unified estimation framework applies not only to adaptive design settings discussed above, but also to other contexts with longitudinal data structure with dynamic interventions (Robins 1986, van der Laan & Gruber 2012) and time-series structures (van der Laan & Malenica 2018, Malenica et al. 2021). For the design problem, the self-calibrating \bar{g} -driven adaptive design implied by this efficient estimation approach directly mirrors the construction in Section 6.

9 Conclusions

In this work, we propose an efficient framework for estimating a wide class of causal estimands from sequential adaptive experiments based on ADL-TMLE. We establish its asymptotic normality and semiparametric efficiency, present relaxed positivity and stabilization assumptions for adaptive experiments, and show its superior finite-sample performance in variance reduction. Motivated by efficiency results, we further propose a \bar{g} -driven adaptive design that steers the average design toward the estimated optimal design in a stable self-calibrating manner, converges to the oracle design more quickly, and improves estimation efficiency compared with the standard approach. Finally, we provide a general estimation and design framework applicable to diverse settings including those with longitudinal structures. Future research could explore extensions to other related settings and broader areas of applications.

References

- Bibaut, A., Dimakopoulou, M., Kallus, N., Chambaz, A. & van Der Laan, M. (2021), ‘Post-contextual-bandit inference’, *Advances in neural information processing systems* **34**, 28548–28559.
- Bouneffouf, D., Rish, I. & Aggarwal, C. (2020), Survey on applications of multi-armed and contextual bandits, in ‘2020 IEEE congress on evolutionary computation (CEC)’, IEEE, pp. 1–8.
- Brown, B. M. (1971), ‘Martingale central limit theorems’, *The Annals of Mathematical Statistics* pp. 59–66.
- Bubeck, S., Cesa-Bianchi, N. et al. (2012), ‘Regret analysis of stochastic and nonstochastic multi-armed bandit problems’, *Foundations and Trends® in Machine Learning* **5**(1), 1–122.

- Chambaz, A. & van der Laan, M. J. (2014), ‘Inference in targeted group-sequential covariate-adjusted randomized clinical trials’, *Scandinavian Journal of Statistics* **41**(1), 104–140.
- Chambaz, A., Zheng, W. & van der Laan, M. J. (2017), ‘Targeted sequential design for targeted learning inference of the optimal treatment rule and its mean reward’, *Annals of statistics* **45**(6), 2537.
- Chow, S.-C. & Chang, M. (2008), ‘Adaptive design methods in clinical trials—a review’, *Orphanet journal of rare diseases* **3**(1), 1–13.
- Hadad, V., Hirshberg, D. A., Zhan, R., Wager, S. & Athey, S. (2021), ‘Confidence intervals for policy evaluation in adaptive experiments’, *Proceedings of the national academy of sciences* **118**(15), e2014602118.
- Hall, P. & Heyde, C. C. (2014), *Martingale limit theory and its application*, Academic press.
- Hu, F. & Rosenberger, W. F. (2006), *The theory of response-adaptive randomization in clinical trials*, John Wiley & Sons.
- Kennedy, E. H. (2023), ‘Towards optimal doubly robust estimation of heterogeneous causal effects’, *Electronic Journal of Statistics* **17**(2), 3008–3049.
- Lattimore, T. & Szepesvári, C. (2020), *Bandit algorithms*, Cambridge University Press.
- Luedtke, A. R. & van der Laan, M. J. (2016a), ‘Statistical inference for the mean outcome under a possibly non-unique optimal treatment strategy’, *Annals of statistics* **44**(2), 713.
- Luedtke, A. R. & van der Laan, M. J. (2016b), ‘Super-learning of an optimal dynamic treatment rule’, *The international journal of biostatistics* **12**(1), 305–332.
- Malenica, I., Bibaut, A. & van der Laan, M. J. (2021), ‘Adaptive sequential design for a single time-series’, *arXiv preprint arXiv:2102.00102* .

- Murphy, S. A. (2003), ‘Optimal dynamic treatment regimes’, *Journal of the Royal Statistical Society Series B: Statistical Methodology* **65**(2), 331–355.
- Robertson, D. S., Lee, K. M., López-Kolkovska, B. C. & Villar, S. S. (2023), ‘Response-adaptive randomization in clinical trials: from myths to practical considerations’, *Statistical science: a review journal of the Institute of Mathematical Statistics* **38**(2), 185.
- Robins, J. (1986), ‘A new approach to causal inference in mortality studies with a sustained exposure period—application to control of the healthy worker survivor effect’, *Mathematical modelling* **7**(9-12), 1393–1512.
- Rosenberger, W. F. & Sverdlov, O. (2008), ‘Handling covariates in the design of clinical trials’.
- Rosenberger, W. F., Vidyashankar, A. & Agarwal, D. K. (2001), ‘Covariate-adjusted response-adaptive designs for binary response’, *Journal of biopharmaceutical statistics* **11**(4), 227–236.
- Rubin, D. & van der Laan, M. J. (2005), ‘A general imputation methodology for nonparametric regression with censored data’.
- Thompson, W. R. (1933), ‘On the likelihood that one unknown probability exceeds another in view of the evidence of two samples’, *Biometrika* **25**(3-4), 285–294.
- van der Laan, M. J. (2008), ‘The construction and analysis of adaptive group sequential designs’.
- van der Laan, M. J. & Gruber, S. (2012), ‘Targeted minimum loss based estimation of causal effects of multiple time point interventions’, *The international journal of biostatistics* **8**(1).

- van der Laan, M. J. & Luedtke, A. R. (2015), ‘Targeted learning of the mean outcome under an optimal dynamic treatment rule’, *Journal of causal inference* **3**(1), 61–95.
- van der Laan, M. J. & Malenica, I. (2018), ‘Robust estimation of data-dependent causal effects based on observing a single time-series’, *arXiv preprint arXiv:1809.00734* .
- van der Laan, M. J., Polley, E. C. & Hubbard, A. E. (2007), ‘Super learner’, *Statistical applications in genetics and molecular biology* **6**(1).
- van der Laan, M. J. & Rubin, D. (2006), ‘Targeted Maximum Likelihood Learning’, *The International Journal of Biostatistics* **2**(1). Publisher: Walter de Gruyter GmbH.
URL: <https://www.degruyter.com/document/doi/10.2202/1557-4679.1043/html>
- van der Vaart, A. W., Wellner, J. A., van der Vaart, A. W. & Wellner, J. A. (1996), *Weak convergence and empirical processes: With applications to statistics*, Springer.
- Zhan, R., Hadad, V., Hirshberg, D. A. & Athey, S. (2021), Off-policy evaluation via adaptive weighting with data from contextual bandits, in ‘Proceedings of the 27th ACM SIGKDD Conference on Knowledge Discovery & Data Mining’, pp. 2125–2135.
- Zhang, L.-X., Hu, F., Cheung, S. H. & Chan, W. S. (2007), ‘Asymptotic properties of covariate-adjusted response-adaptive designs’.
- Zhang, W., Hudson, A., Petersen, M. & van der Laan, M. (2024), ‘Evaluating and utilizing surrogate outcomes in covariate-adjusted response-adaptive designs’, *arXiv preprint arXiv:2408.02667* .
- Zhu, H. (2015), ‘Covariate-adjusted response adaptive designs incorporating covariates with and without treatment interactions’, *Canadian Journal of Statistics* **43**(4), 534–553.

Appendix

A Proofs for Section 4 and 5

Proof of Theorem 2. By applying von Mises expansions with respect to P_{Q, \bar{g}_n} and P_{Q_0, g_i} across $g_i \in \mathbf{g}_{1,n}$, we have that

$$\begin{aligned}
& \psi(Q) - \psi(Q_0) \\
&= \frac{1}{n} \sum_{i=1}^n \int D(Q, \bar{g}_n)(o) d(P_{Q, \bar{g}_n} - P_{Q_0, g_i})(o) \\
&\quad + \frac{1}{n} \sum_{i=1}^n \int \sum_{a=0}^1 (2a-1) \left(\frac{g_i(a|w) - \bar{g}_n(a|w)}{\bar{g}_n(a|w)} \right) (\bar{Q}(w) - \bar{Q}_0(w)) dQ_W(w) \\
&= -\frac{1}{n} \sum_{i=1}^n P_{Q_0, g_i} D(Q, \bar{g}_n) \\
&= -P_{Q_0, \bar{g}_n} D(Q, \bar{g}_n).
\end{aligned}$$

Combining with the fact that ADL-TMLE solves $\frac{1}{n} \sum_{i=1}^n D(Q_n^*, \bar{g}_n)(O_i) = 0$, we have $\psi(Q_n^*) - \psi(Q_0) = \frac{1}{n} \sum_{i=1}^n [D(Q_n^*, \bar{g}_n)(O_i) - P_{Q_0, \bar{g}_n} D(Q_n^*, \bar{g}_n)]$. By adding and subtracting $D(Q_\infty, \bar{g}_n)(O_i)$, $D(Q_\infty, \bar{g}_\infty)(O_i)$, and their conditional expectations given $\bar{O}(i-1)$, we obtain the desired decomposition. \square

Proof of Theorem 7. The log likelihood ratio of the perturbed distribution and the original distribution follows:

$$\begin{aligned}
& \log \frac{dP_{Q_{\epsilon_n}^h}^n(O_1, \dots, O_n)}{dP_Q^n(O_1, \dots, O_n)} \\
&= \frac{1}{\sqrt{n}} \sum_{i=1}^n h(O_i) - \frac{1}{2n} \sum_{i=1}^n h^2(O_i) + o_{P_Q^n}(1) \\
&= \frac{1}{\sqrt{n}} \sum_{i=1}^n h(O_i) - \frac{1}{2n} \sum_{i=1}^n E_{P_Q^n} [h^2(O_i) \mid \bar{O}(i-1)] + o_{P_Q^n}(1) \\
&= \frac{1}{\sqrt{n}} \sum_{i=1}^n h(O_i) - \frac{1}{2} \|h\|_{\mathcal{H}(Q, \bar{g}_n)}^2 + o_{P_Q^n}(1) \\
&= \Delta_{n,h} - \frac{1}{2} \|h\|_{\mathcal{H}(Q, \bar{g}_\infty)}^2
\end{aligned}$$

where we denote $\Delta_{n,h} := \frac{1}{\sqrt{n}} \sum_{i=1}^n h(O_i) + o_{P_Q^n}(1)$, with the first term a zero-mean martingale. The second equation is based on the convergence of conditional variance of the zero-mean martingale according to Theorem 2.23 of [Hall & Heyde \(2014\)](#) as $E[h^2(O_i)|\bar{O}(i-1)]$ is bounded. The third equation is based on the dependence of g_i on the past $\bar{O}(i-1)$ in our adaptive design setup and the definition of $\|h\|_{\mathcal{H}(Q, \bar{g}_n)}^2$. The last equation is based on the convergence of the adaptive design in Assumption 10 and results in $\Delta_{n,h} \xrightarrow{d} \Delta_h \sim N(0, \|h\|_{\mathcal{H}(Q, \bar{g}_\infty)}^2)$ by Martingale central limit theorem. \square

Proof of Theorem 9. By Assumptions 3, 5, 6, 7, 8, and 9, one can apply Theorem 6 to establish asymptotically normality of $\psi(Q_n^*)$ under $P_{Q_0}^n$:

$$\sqrt{n}[\psi(Q_n^*) - \psi(Q_0)] \xrightarrow{d} N(0, P_{Q_0, \bar{g}_\infty} D(Q_0, \bar{g}_\infty)^2).$$

With Assumption 10, one can obtain $\log \frac{dP_{Q_{\epsilon_n}^h}^n(O_1, \dots, O_n)}{dP_{Q_0}^n(O_1, \dots, O_n)} = \Delta_{n,h} - \frac{1}{2} \|h\|_{\mathcal{H}(Q_0, \bar{g}_\infty)}^2$ with $\Delta_{n,h} \xrightarrow{d} \Delta_h \sim N(0, \|h\|_{\mathcal{H}(Q_0, \bar{g}_\infty)}^2)$ by Theorem 7. Then, by Le Cam's third lemma (e.g. see [van der Vaart et al. \(1996\)](#)), we have that

$$\sqrt{n}[\psi(Q_n^*) - \psi(Q_0)] \xrightarrow{d} N(< D(Q_0, \bar{g}_\infty), h >, P_{Q_0, \bar{g}_\infty} D(Q_0, \bar{g}_\infty)^2)$$

under $P_{Q_{\epsilon_n}^h}^n$. Combining with the regularity of the parameter

$$\sqrt{n}(\psi(Q_{\epsilon_n}^h) - \psi(Q_0)) \rightarrow \dot{\psi}(Q_0)(h),$$

where $\dot{\psi}(Q_0)(h) = < D(Q_0, \bar{g}_\infty), h >$, we have that

$$\sqrt{n}(\psi(Q_n^*) - \psi(Q_{\epsilon_n}^h)) \xrightarrow{d} N(0, P_{Q_0, \bar{g}_\infty} D(Q_0, \bar{g}_\infty)^2)$$

under $P_{Q_{\epsilon_n}^h}^n$. Hence $\psi(Q_n^*)$ is regular.

By convolution theorem (Theorem 8), the asymptotic variance of $\sqrt{n}(T_n - \psi(Q_0))$ for regular estimators T_n is no less than $\|\dot{\psi}^*(Q_0)\|_{\mathcal{H}(Q_0, \bar{g}_\infty)}^2$, which equals $P_{Q_0, \bar{g}_\infty} D(Q_0, \bar{g}_\infty)^2$ and is achieved by the asymptotic variance of $\psi(Q_n^*)$. Therefore, $\psi(Q_n^*)$ is efficient. \square

B Simulation Details

The data generating distribution is as follows: $\bar{Q}_0(1, W) = 25 + 10/[1 + e^{-(2W+1)}]$, $\bar{Q}_0(0, W) = 20 + 17.5/[1 + e^{-(W+0.1)}]$, $Var_{Q_0}[Y|A = 1, W] = 1 + 3W^3$, $Var_{Q_0}[Y|A = 0, W] = 1 + 1.5 \times (3 - W)^3$.

For benefit-driven design, we guide treatment randomization probabilities toward optimal personalized treatment using baseline covariates through estimating the conditional average treatment effect (CATE). Define the true CATE function as $B_0 : \mathcal{W} \rightarrow [-1, 1]$, with $B_0(W) = \bar{Q}_0(1, W) - \bar{Q}_0(0, W)$. For a newly enrolled unit i with baseline covariates w_i , we use $B_n(w_i)$ to denote the estimate of $B_0(w_i)$ based on the current data $\bar{O}(i-1)$. We estimate CATE functions by first transforming outcomes into doubly robust pseudo-outcomes (Rubin & van der Laan 2005, van der Laan & Rubin 2006, van der Laan & Luedtke 2015, Kennedy 2023), then regressing them on baseline covariates using Super Learner (van der Laan et al. 2007). This estimated CATE guides the treatment randomization probabilities toward the estimated optimal personalized treatment $I(B_n(w_i) > 0)$ through a function $\Gamma_{\nu,b}$ introduced by Chambaz et al. (2017):

$$\Gamma_{\nu,b}(x) = \nu I(x \leq -b) + (1 - \nu)I(x \geq b) + \left(-\frac{1/2 - \nu}{2b^3}x^3 + \frac{1/2 - \nu}{2b/3}x + \frac{1}{2} \right) I(-b \leq x \leq b).$$

Here, $B_n(w_i)$ is used as input to $\Gamma_{\nu,b}$ to determine the probability of assigning treatment $a = 1$; $\nu \in [0, 0.5]$ sets a lower bound on the treatment randomization probability, ensuring that each arm is chosen with probability at least ν ; $b > 0$ controls the range within which these probabilities respond smoothly to the estimated CATE $B_n(w_i)$. When $B_n(w_i) > b$, indicating a substantially higher expected outcome under treatment $a = 1$ compared with $a = 0$, the treatment allocation probability of $a = 1$ reaches the maximum $1 - \nu$; when $B_n(w_i) < -b$, the treatment allocation probability of $a = 1$ drops to its minimum value ν . When $B_n(w_i) \in [-b, b]$, that probability varies smoothly with the value of CATE. As the estimated CATE approaches to 0.5, the probability gets closer to 0, balancing exploration

and exploitation. In simulation, we fix $b = 1$ and set $\nu_i = \exp(-t_i)$ for every unit i , where $t_i = \left\lceil \frac{i-n_0}{250} \right\rceil$ with $n_0 = 1000$. This ensures that the chance of assigning estimated optimal personalized treatment grows as the experiment progresses.