

Constraints on the varying electron mass and early dark energy in light of ACT DR6 and DESI DR2 and the implications for inflation

Yo Toda^{*}

*Department of Data & Innovation, Kochi University of Technology,
Tosayamada 782-8502, Japan*

Osamu Seto[†]

Department of Physics, Hokkaido University, Sapporo 060-0810, Japan

Abstract

Primarily motivated by the Hubble tension, we analyze the varying electron mass model and axionlike early dark energy model (EDE) using baryon acoustic oscillation data from DESI DR2 data and including the recent results from ACT DR6. Our analysis indicates that $m_e/m_{e0} = 1.0081 \pm 0.0046$ and the energy fraction of EDE is constrained as $f_{\text{EDE}} < 0.016$. Since those cosmological models fit with different spectral index n_s , we show the posterior of those models on the $(n_s - r)$ plane and point out that, for example, Starobinsky inflation works for varying electron mass model while the standard supersymmetric hybrid inflation is preferred in the EDE model.

^{*} y-toda@particle.sci.hokudai.ac.jp

[†] seto@particle.sci.hokudai.ac.jp

I. INTRODUCTION

The concordance cosmological model, also known as the Λ CDM model with cosmological constant Λ , is successful for explaining the properties of our Universe with only six parameters; the density parameters of baryon $\omega_b = \Omega_b h^2$ and of cold dark matter (CDM) $\omega_c = \Omega_c h^2$, the angular size of the sound horizon θ_{MC} , the optical depth τ , the amplitude of the density perturbation A_s and the spectral index of the scalar perturbation n_s , where h is dimensionless Hubble parameter defined as $H_0 = 100h \text{ km s}^{-1} \text{ Mpc}^{-1}$ with H_0 being the present Hubble parameter. Those cosmological parameters have been well evaluated from the measurement of temperature anisotropy and lensing effects in the cosmic microwave background radiation (CMB) by WMAP [1] and Planck [2–4]. In addition to the Planck, Atacama Cosmology Telescope (ACT) is able to measure the CMB anisotropy at much higher multipole l than the Planck and recently its new result data release 6 (DR6) was announced [5, 6]. To resolve the degeneracy between cosmological parameters in the CMB measurements only, the measurement of the baryon acoustic oscillation (BAO) is very powerful. 6dF [7] as well as SDSS [8, 9] had measured BAO, and combined analysis of CMB and BAO have been performed with data from those and the Planck, and show consistency of the Λ CDM model [4–6].

Recently, some estimation of cosmological parameters appear to have tensions between them. First, H_0 is estimated as $H_0 \simeq 68 \text{ km s}^{-1} \text{ Mpc}^{-1}$ from CMB and BAO measurement, while the local measurement by, for instance, SH0SE [10] and HOLiCOW [11] have report a larger value. This discrepancy is referred to as the Hubble tension that a lot of attention have been payed; see also the latest review [12]. Second, the results of recent BAO measurement by Dark Energy Spectroscopic Instrument (DESI) survey has released from DR1 [13–15] and DR2 [16, 17]. These results indicate that the standard cosmological constant dark energy model, characterized by $(w, w_a) = (-1, 0)$, shows a tension at the level of $2.8\sigma - 4.2\sigma$ when combined with DESI BAO, CMB, and SNe data [17], where w_a denotes the derivative of the equation-of-state parameter w with respect to the scale factor a . Third, the latest results from ACT combined with CMB lensing and BAO indicates a larger spectral index of $n_s = 0.974 \pm 0.003$ [5, 6] than that from the Planck $n_s \simeq 0.96$. When combined with constraints on the tensor-to-scalar ratio r from the BICEP and Keck data [18], the result

shows that the Starobinsky inflation model locates at the edge of the 2σ level.

Primarily motivated by the Hubble tension, in this paper, we will consider an extended model of cosmology. The varying electron mass model is regarded as one of the most promising approaches to alleviating the Hubble tension [19]. A larger electron mass during recombination leads to earlier recombination, resulting in a shorter sound horizon and thus inferred a larger H_0 . This model has been extensively studied from multiple perspectives [20–37]. Another interesting model where shorter sound horizon can be realized is Early dark energy (EDE) [38–47], in which the dark energy density temporarily becomes non-negligible only at recombination epoch, also reduces the sound horizon. As a result, a larger H_0 is inferred. In our previous studies [22, 25], we have shown that an increased electron mass or the presence of EDE seems to be consistent with the DESI BAO measurement, and in particular the analysis including DR2 data indicates that a larger electron mass is favored at more than the 2σ level [25]. ACT Collaboration also have examined EDE models and the varying electron mass model combined with DESI DR1 data and found the energy fraction of EDE is constrained as $f_{\text{EDE}} < 0.012$ and no variation of electron mass is consistent within uncertainty [5].

In this paper, we examine those scenarios including the latest CMB data from the Atacama Cosmology Telescope (DR6) with DESI DR2 data [5, 6]. In addition, we discuss the implication on inflation model for those cosmological model, since EDE models tend to prefer a larger value of n_s [48–50] and the varying electron mass model indicates a smaller spectral index n_s [26].

This paper is organized as follows. We present the explanation of the model in Sec II, the method and the datasets of our analysis in Sec. III, the results in Sec. IV, and the summary in Sec V.

II. MODELS

A. Varying electron mass

We review the effects of varying electron mass during recombination with comparing it to our previous research [25].

In this scenario, it is assumed that the electron mass at the era of recombination differs from its current value ($m_{e0} = 511 \text{ keV}$) and became the present value after the recombination had completed so that it is consistent with constraints from quasar spectra [51–58].

A larger electron mass increases hydrogen energy levels and the energies E (or frequencies ν) of Lyman-alpha photons, because E and ν scale as $E = (m_e/m_{e0})E_0$ and $\nu = (m_e/m_{e0})\nu_0$. Here, $m_e(m_{e0})$ is the electron mass at the recombination (present) epoch, and E_0 and ν_0 are the values for m_{e0} . Thus, a larger energy is required to excite hydrogen for a larger m_e . As a photon energy decreases by the redshift ($E = \nu \propto 1/a$ with a being the scale factor), the photon energy becomes smaller than the energy for the ionization of hydrogen earlier than the time in the case of constant electron mass of m_{e0} , which causes the earlier recombination of hydrogen. Then, the sound horizon at the recombination is shorten as

$$r_s = \int_0^{t_*} \frac{c_s(t)}{a(t)} dt, \quad (1)$$

where t_* is the last scattering time and c_s is the sound speed. The diameter distance is also shorter to keep the observed angular scale of CMB acoustic peaks, which infers a larger H_0 .

A larger electron mass also affects the Silk damping scale λ_D whose squared is given by

$$\lambda_D^2 = \frac{1}{6} \int_0^{\eta_{\text{dec}}} \frac{d\eta}{\sigma_T n_e a} \left[\frac{R^2 + \frac{16}{15}(1+R)}{(1+R)^2} \right], \quad (2)$$

because the Thomson cross section $\sigma_T = \sigma_{T,0}(m_{e0}^2/m_e^2)$ decreases as the electron mass increases. Here, $\sigma_{T,0}$ is the Thomson scattering cross section for the case that the value of the electron mass is same as m_{e0} , n_e is the free electron density, $R = 3\rho_b/4\rho_r$ is the baryon-to-radiation ratio, and η_{dec} is the decoupling conformal time. The ratio of the Silk damping scale to the sound horizon is unchanged under the variation of the electron mass nevertheless [26]. We also take account of other minor effects such as changes in photoionization cross sections, recombination and ionization rates, K factors, Einstein A coefficients, and two-photon decay rates. See Ref. [59] for details of those effects.

Alleviation of the Hubble tension in the varying electron mass model is achieved by simultaneous increased values of ω_c and ω_b along a parameter degeneracy. This, in turn, leads to a larger $\theta_d(z) \equiv r_d/D_M$, where the sound horizon is defined as $r_d = \int_{z_d}^{\infty} \frac{c_s(z)}{H(z)} dz$, the comoving angular diameter distance is $D_M(z) = \frac{c}{H_0} \int_0^z \frac{dz'}{H(z')/H_0}$, and z_d is the redshift of

the drag epoch. Thus, this parameter degeneracy can be broken by taking BAO data into account [26].

We also note that the joint analysis of the latest CMB, BAO, and SNe Ia observations constrains the deviation of the electron mass. The likelihood on m_e somewhat depends on which BAO data are included in analysis. In the previous work [25] where we have used Planck data for CMB, we have found

$$m_e/m_{e0} = 1.0101 \pm 0.0046 \quad (3)$$

for the DESI BAO DR2, and

$$m_e/m_{e0} = 1.0049 \pm 0.0055 \quad (4)$$

for the 6dF and SDSS BAO data [8, 60, 61], respectively. $m_e/m_{e0} = 1$ is more than 2σ away in the former, while it is consistent in the latter. We will see how those change if we include ACT data for CMB in our analysis.

B. Early Dark Energy

The potential of the axionlike EDE takes the form [38]

$$V(\phi) = \Lambda^4 \left(1 - \cos \left(\frac{\phi}{f} \right) \right)^n, \quad (5)$$

where Λ is the energy scale of the potential, f is the breaking scale of the shift symmetry, and n is the power index of the cosine function and we set $n = 2$ in this paper. As in the previous paper [39], we use the three phenomenological parameters: z_c , Θ_i , and $f_{\text{de}}(z_c) \equiv \frac{\rho_{\text{de}}(z_c)}{\rho_{\text{tot}}(z_c)}$, which stand for the redshift when ϕ starts to oscillate, the initial value of the scalar field ϕ/f , and the energy fraction of EDE to the total energy density ρ_{tot} at z_c .

In this model, the EDE component becomes significant near the transition redshift z_c , contributing several percent to the total energy density. This results in a larger Hubble parameter around z_c and a shorter sound horizon, which leads to a higher present Hubble constant. After the transition ($z < z_c$), the energy density of EDE decreases as $\rho_{\text{de}} \propto a^{-4}$ for $n = 2$, which is faster than the scaling of the background energy density.

To examine the axionlike EDE, we use the `camb` [62] where axionlike EDE is already implemented and perform the MCMC analysis, sampling $f_{\text{de}}(z_c) \in [0.00001, 0.15]$, $z_c \in [1000, 50000]$, and $\Theta_i \equiv \phi_{\text{ini}}/f \in [0.01, 3.14]$ in addition to the 6 standard parameters.

III. DATASETS AND METHODOLOGY

We perform an MCMC analysis of the varying electron mass model and the EDE model using the public MCMC code `Cobaya`¹ [63], requiring the convergence criterion $R - 1 < 0.03$ ($R - 1 < 0.02$ only for P-ACT-BK-LB2S on EDE). We also use the cosmological Boltzmann code `CAMB` [62, 64] and the recombination code `recfast` [65], with the relevant modifications implemented.

We use the following datasets:

- **ACT CMB:** The temperature and polarization likelihoods for high l from ACT DR6 [5]. We also include the Planck Sroll2 [66] likelihood for low- l polarization and CMB lensing from ACT [67, 68].
- **ACT CMB with Planck cut:** In addition to the ACT CMB data, we include a “Planck_{cut}” dataset using Planck high- l data for $l < 1000$ in TT and $l < 600$ in TE/EE [69].
- **BICEP and Keck:** Measurements of CMB B-modes [18].
- **Type Ia Supernovae:** Light curves from Pantheon+ [70].
- **BAO:** Distance measurements from DESI DR2 [17].

We refer to these data combinations as shown in Tab. I.

ACT-LB2S	ACT CMB, BAO, and SNIa
P-ACT-LB2S	ACT CMB with Planck cut, BAO, and SNIa
P-ACT-BK-LB2S	ACT CMB with Planck cut, BICEP-Keck, BAO, and SNIa

Table I: Summary of dataset combinations used in this analysis.

¹ Cobaya and the cosmological data are available at <https://github.com/CobayaSampler>.

IV. RESULTS AND DISCUSSION

We present the results of our analysis. The one-dimensional and two-dimensional marginalized posteriors for various cosmological parameters are shown in Figs. 1 and 2, and the corresponding 68% confidence level constraints are summarized in Table II.

In Table II, we list the 68% confidence level constraints for selected cosmological parameters, along with their Gaussian tensions. The Gaussian tension for H_0 is calculated as

$$T_{H_0} = \frac{H_0 \mathcal{D}+\text{DESI-DR2} - 73.17}{\sqrt{\sigma_{\mathcal{D}+\text{DESI-DR2}}^2 + 0.86^2}}, \quad (6)$$

quantifying the Hubble tension relative to the SH0ES measurement [10], and the tension for σ_8 is given by

$$T_{\sigma_8} = \frac{\sigma_8 \mathcal{D}+\text{DESI-DR2} - 0.802}{\sqrt{\sigma_{\mathcal{D}+\text{DESI-DR2}}^2 + \frac{0.022^2 + 0.018^2}{2}}}, \quad (7)$$

quantifying the tension with the Kilo-Degree Survey (KiDS-Legacy) result [71]. Here, $H_0 \mathcal{D}+\text{DESI-DR2}$ in Eq. (6) is in the unit of km/s/Mpc. It is worth noting that the latest KiDS-Legacy estimate, $\sigma_8 = 0.802^{+0.022}_{-0.018}$, lies between various other measurements of σ_8 and is relatively optimistic.

A. Varying electron mass

We find that a slightly larger electron mass, $m_e/m_{e0} = 1.0174 \pm 0.0065$ (ACT+LB2S), is preferred, with the standard value $m_e/m_{e0} = 1$ lying more than 2.5σ away. The height of the first acoustic peak of the CMB power spectrum is not normalized by ACT CMB data alone. In fact, the ACT+LB2S outcome is dominantly constrained by the DESI BAO data, leading to higher inferred values of both H_0 and m_e . When the Planck cut is applied, the preferred electron mass shifts closer to the standard value, yielding $m_e/m_{e0} = 1.0078 \pm 0.0047$. We also quote $m_e/m_{e0} = 1.0101 \pm 0.0046$ (Planck+LB2S) from Ref. [25], and it is worth noting that this $\sim 1\%$ preference for a larger electron mass remains supported when considering ACT data, which provide high-precision measurements of the CMB power spectrum in the high- l multipole range. Here, the reason P-ACT+LB2S indicating the smallest value of m_e/m_{e0} can be understood as follows. The P-ACT+LB2S analysis utilizes CMB data over a wider

multipole range, $0 < l < 4000$, compared to ACT-LB2S and Planck-LB2S. This broader coverage limits the extent to which parameter degeneracies can operate freely, resulting in a slightly smaller value of m_e/m_{e0} in the P-ACT+LB2S analysis.

As discussed in the ACT analysis [6], the P-ACT-only dataset does not favor a larger electron mass on its own. In contrast, the preference for a larger electron mass primarily comes from the DESI BAO data. The DESI BAO results show that the sound horizon relative to the angular diameter distance, r_d/D , is slightly larger than predicted by the standard Λ CDM model, as shown in Fig. 6 of the DESI paper [17]. A measured increase in r_d/D implies a larger product of the sound horizon and the Hubble constant, $r_d H_0$, since the angular diameter distance D is inversely proportional to H_0 . In the varying electron mass model, a larger electron mass slightly increases the product $r_d H_0$ and becomes consistent with the DESI BAO results (see also Ref. [22] for a detailed discussion).

As discussed in Sec. II, the varying electron mass model can relax the Hubble tension without significantly compromising the CMB fit. This can also be understood as parameter degeneracies among the cold dark matter density $\omega_c = \Omega_c h^2$, baryon density $\omega_b = \Omega_b h^2$, Hubble constant H_0 , spectral index n_s , and the electron mass m_e/m_{e0} . From Fig. 1, we find the approximate relation for their fractional changes:

$$\frac{\Delta m_e}{m_{e0}} \simeq \frac{\Delta \omega_b}{\omega_b} \simeq \frac{1}{2} \frac{\Delta \omega_c}{\omega_c} \simeq \frac{1}{2} \frac{\Delta H_0}{H_0} \simeq -2 \frac{\Delta n_s}{n_s}. \quad (8)$$

Although the direct impact of the varying electron mass on the damping scale is small, adjusting ω_b is necessary to compensate for this effect, which explains the first equality. To simultaneously match the angular scales measured by CMB and BAO, variations in ω_c and H_0 are also required, leading to the second and third equality. These coefficients differ from the theoretical expectations based solely on CMB discussed in Ref. [26] (see also Refs. [23, 72–74] for the role of ω_c to solve the Hubble tension without spoiling the BAO fitting). In particular, too large ω_c leads to suppression of the first peak of the power spectrum [75]. Consequently, a small shift in the spectral index n_s is also needed to maintain a good CMB fit, which explains the final equality. This is illustrated in Fig. 3, which shows the difference in the CMB power spectrum relative to the Λ CDM model. The upper green curve shows the case with only a 2% increase in electron mass. The blue curve additionally includes variations in H_0 , ω_c , and ω_b and the red curve further includes a variation in n_s .

according to Eq. (8).

In Tab. II, from the point of view of the Hubble tension, the varying electron mass model is the most effective solution among the three models, reducing the tension to 3.43σ , which is 1.92σ lower than that of the Λ CDM model. Regarding the σ_8 tension, although the value is slightly worse in the varying electron mass model, the tension is only 1σ .

As mentioned above, the preference for a larger electron mass in this results is primarily due to the DESI BAO data. For comparison, if we use 6df and SDSS instead of DESI BAO, we obtain

$$\begin{cases} m_e/m_{e0} = 1.0022 \pm 0.0054 \\ H_0 = 68.09 \pm 0.95 \text{ km s}^{-1}\text{Mpc}^{-1} \\ n_s = 0.9714 \pm 0.0034 \end{cases} \quad (\text{P-ACT-LB}_{6\text{S}}\text{S}). \quad (9)$$

which indicates $m_e/m_{e0} = 1$ is well consistent.

B. Early Dark Energy

We find that a larger amount of EDE, characterized by f_{EDE} , leads to a higher Hubble constant and relieves the Hubble tension. However, for the ACT+LB2S and P-ACT+LB2S analyses, we do not find a lower bound on f_{EDE} or preference of the existence of EDE. This result is consistent with the previous work [76] which examine the case of $n = 3$. Similar to the varying m_e model, Fig. 2 shows the approximate relation for the fractional changes²:

$$f_{\text{EDE}} \simeq \frac{1}{2} \frac{\Delta\omega_c}{\omega_c} \simeq \frac{8}{7} \frac{\Delta H_0}{H_0} \simeq 5 \frac{\Delta n_s}{n_s}. \quad (10)$$

It is shown in the bottom panel of Fig. 3 that how this degeneracy recover the CMB power spectrum relative to the Λ CDM model.

From the perspective of the Hubble tension, we find that the EDE model also provides an effective solution, reducing the tension to 3.62σ , which is 1.73σ lower than that for the standard Λ CDM model. However, this is less effective than the varying m_e model.

² See also Ref. [48] for other EDE models. The coefficients do not differ significantly.

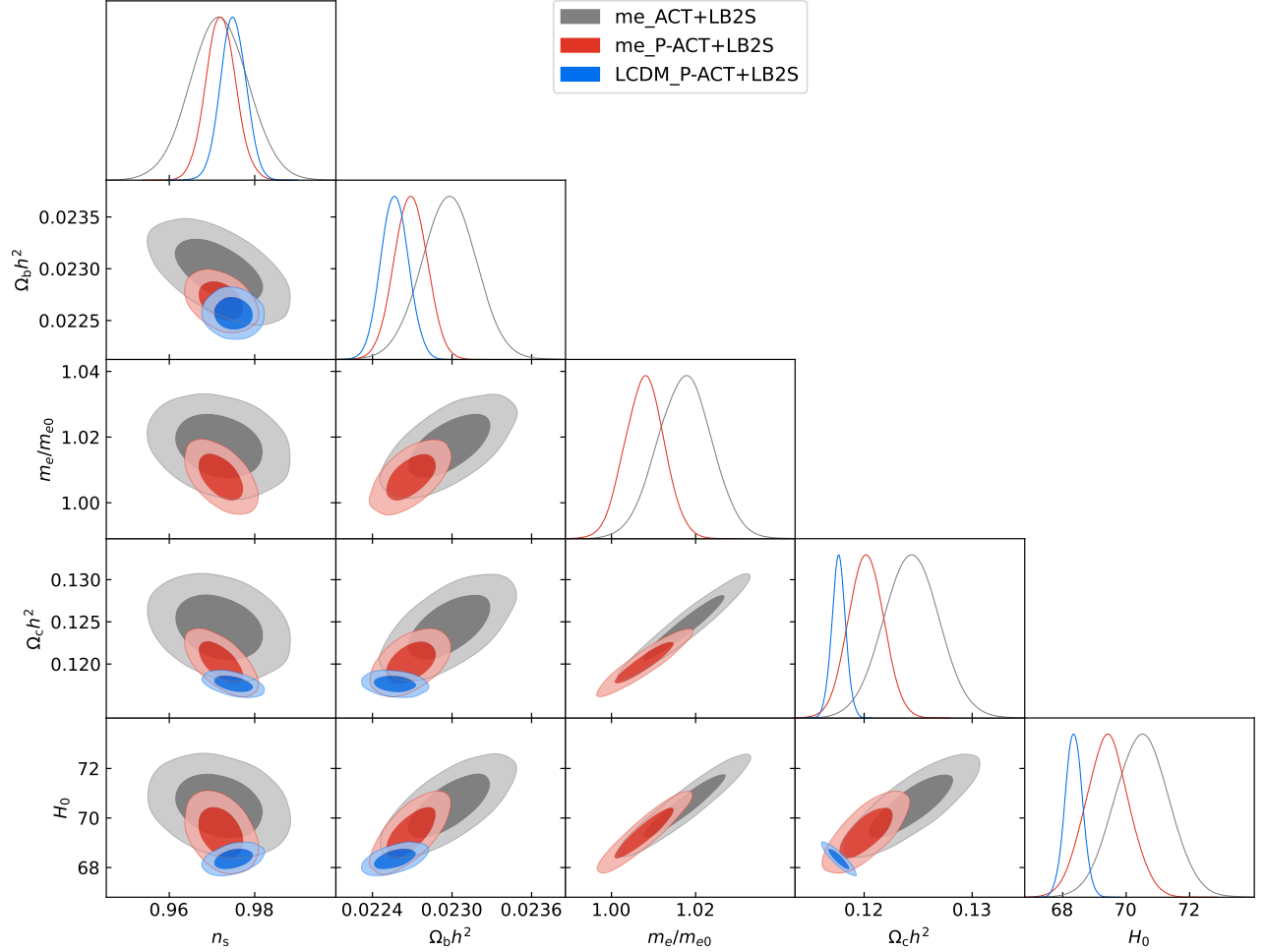


Figure 1: Posterior distributions of selected parameters for the varying m_e model. Gray and red contours correspond to the different datasets indicated in the legend, while blue contours represent the Λ CDM baseline for comparison.

C. Implication for the inflation

The prediction of inflation models are primarily expressed by two major parameters: the scalar spectral index n_s and the tensor-to-scalar ratio r . As shown in Figs. 1 and 2 and Eqs. (8) and (10), a larger electron mass m_e/m_{e0} prefers a smaller n_s , while a larger EDE fraction f_{EDE} does a larger n_s even though both scenarios lead to a higher H_0 . Therefore, depending on which scenario is adopted to address the Hubble tension, a different inflation model seem to be suitable.

For the varying m_e model, we find $n_s = 0.9717 \pm 0.0068$ (ACT-LB2S) and $n_s = 0.9721 \pm$

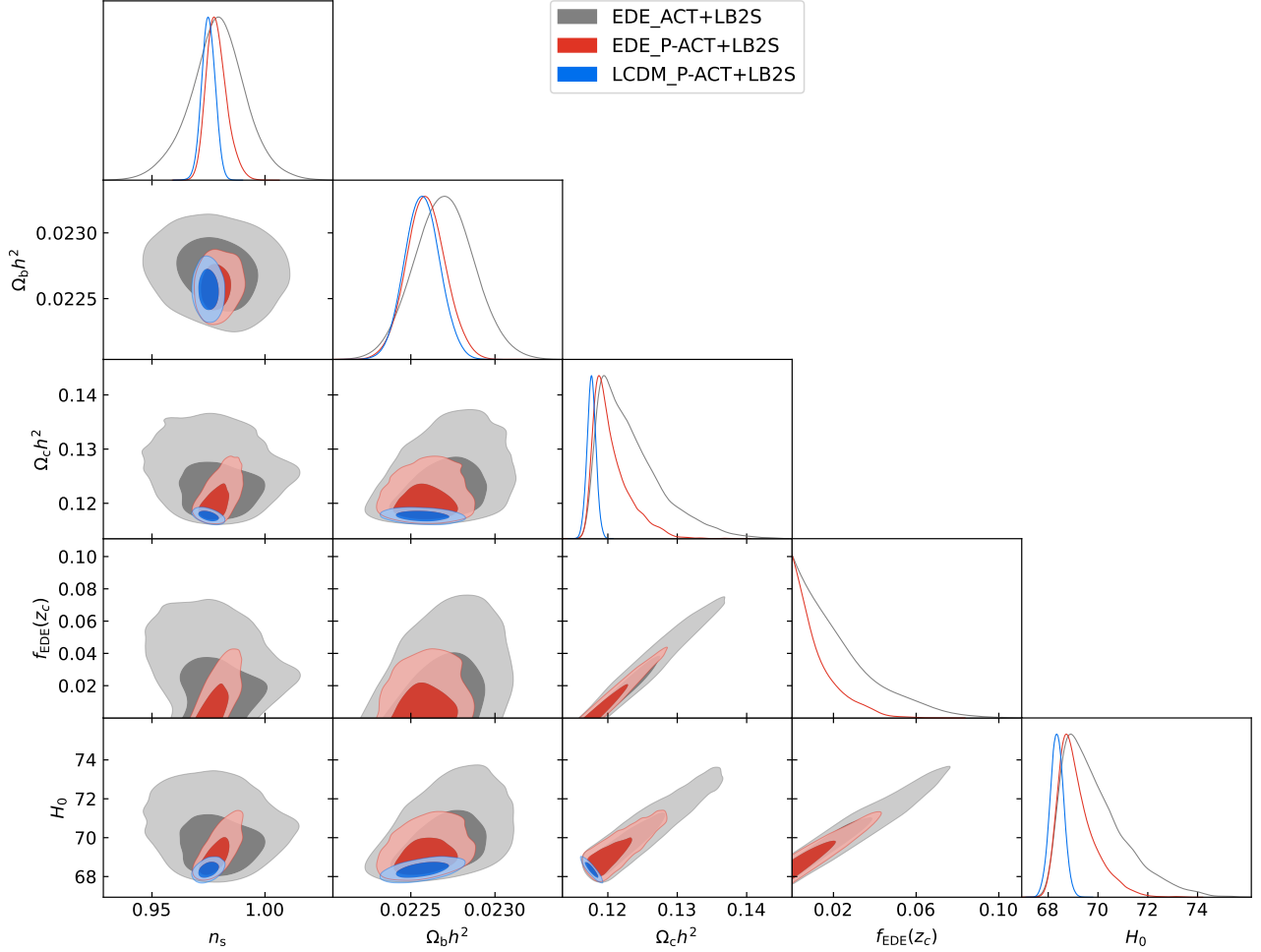


Figure 2: Posterior distributions of selected parameters for the EDE model. Gray and red contours correspond to the different datasets indicated in the legend, while blue contours represent the Λ CDM baseline for comparison.

0.0035 (P-ACT-LB2S), both of which are lower than the values in the standard Λ CDM model. A two-dimensional constraint on n_s and r for the varying m_e model, incorporating the BICEP-Keck Array data, is shown in Fig. 4. This lower value of n_s brings the Starobinsky inflation model with $N = 60$ [77] as well as the potential $V(\phi) \propto \phi^n$ with $N = 50$ and $n \lesssim 0.5$ lies within the 2σ region. One of the best fit model would be “smooth hybrid inflation” [78] that is a variation of supersymmetric hybrid inflation with the superpotential $W = S \left(\mu - \frac{(\bar{\Psi}\Psi)^m}{M^{m-2}} \right)$, where S and Ψ are superfields contain the inflaton and the second field respectively, and μ being constant. We also display the prediction of smooth hybrid inflation with the power of nonrenormalizable term $m = 2$ in Figs. 4 and 5. Other case with

a larger m can be found in Ref.[79].

For the EDE scenario, we find $n_s = 0.979 \pm 0.013$ (ACT-LB2S) and $n_s = 0.9787^{+0.0036}_{-0.0051}$ (P-ACT-LB2S), both of which are higher than the values in the standard Λ CDM model. The former even reaches $n_s = 1$ within the 2σ level. A two-dimensional constraint on n_s and r for EDE, using BICEP-Keck Array data, is shown in Fig. 5. The smooth hybrid inflation with $N = 60$ [77] as well as the potential $V(\phi) \propto \phi^n$ with $n \lesssim 0.6$ lies within the 2σ region. This higher value of n_s brings the supersymmetric inflation model [80], which predicts $n_s \simeq 0.98$ for $N = 50$, within the 1σ region. Although this original model nowadays suffers from the formation of topological defects, modifications to avoid this problem without altering the prediction is also possible [81].

V. CONCLUSIONS

In this paper, we have examined the varying electron mass model and the axionlike EDE model, taking account of the recent ACT CMB measurements. The previous analyses using the latest Planck CMB and DESI BAO data have shown that a slightly larger electron mass, $m_e/m_{e0} = 1.0101 \pm 0.0046$ (Planck+LB2S), is preferred and the standard value $m_e/m_{e0} = 1$ is more than 2σ away [25]. This analysis including ACT data indicates that the mean value of m_e/m_{e0} is about $\sim 1\%$ larger value of the electron mass as

$$\left\{ \begin{array}{l} m_e/m_{e0} = 1.0078 \pm 0.0047 \\ H_0 = 69.41 \pm 0.68 \text{ km s}^{-1} \text{ Mpc}^{-1} \\ n_s = 0.9721 \pm 0.0035 \end{array} \right. \quad (\text{P-ACT-LB2S}), \quad (11)$$

$$\left\{ \begin{array}{l} m_e/m_{e0} = 1.0081 \pm 0.0046 \\ H_0 = 69.42 \pm 0.68 \text{ km s}^{-1} \text{ Mpc}^{-1} \\ n_s = 0.9721 \pm 0.0035 \\ r = 0.0164^{+0.0066}_{-0.013} \end{array} \right. \quad (\text{P-ACT-BK-LB2S}). \quad (12)$$

It is worth emphasizing that the ACT data, which provide high-precision measurements of the CMB power spectrum in the high- l multipole range, support this slight preference for a larger electron mass. We also clarify that the varying electron mass model leads to a lower

Parameter	Λ CDM	varying m_e	EDE
$\Omega_b h^2$	0.02262 ± 0.00016	0.02298 ± 0.00021	0.02270 ± 0.00018
$\Omega_c h^2$	0.11785 ± 0.00072	0.1244 ± 0.0026	$0.1234^{+0.0019}_{-0.0056}$
m_e/m_{e0}		1.0174 ± 0.0065	
$f_{\text{EDE}}(z_c)$			< 0.0268
n_s	0.9764 ± 0.0067	0.9717 ± 0.0068	0.979 ± 0.013
H_0	68.36 ± 0.29	70.50 ± 0.86	$69.89^{+0.60}_{-1.6}$
σ_8	$0.8130^{+0.0049}_{-0.0055}$	0.841 ± 0.012	$0.8194^{+0.0071}_{-0.0088}$

Parameter	Λ CDM	varying m_e	EDE
$\Omega_b h^2$	0.02257 ± 0.00010	0.02269 ± 0.00012	0.02259 ± 0.00012
$\Omega_c h^2$	0.11765 ± 0.00065	0.1202 ± 0.0016	$0.1206^{+0.0010}_{-0.0032}$
m_e/m_{e0}		1.0078 ± 0.0047	
$f_{\text{EDE}}(z_c)$			< 0.0140
n_s	0.9750 ± 0.0030	0.9721 ± 0.0035	$0.9787^{+0.0036}_{-0.0051}$
H_0	68.35 ± 0.27	69.41 ± 0.68	$69.17^{+0.38}_{-0.90}$
σ_8	$0.8123^{+0.0045}_{-0.0051}$	0.8239 ± 0.0082	$0.8165^{+0.0054}_{-0.0068}$
T_{H_0}	5.35σ	3.43σ	3.62σ
T_{σ_8}	0.50σ	1.01σ	0.69σ

Table II: 68% constraints from ACT+LB2S (top) and P-ACT+LB2S (bottom) and the gaussian tension to other measurements

spectral index n_s , which brings the Starobinsky inflation model within the 2σ region and smooth hybrid inflation well fits with data.

In parallel, we have also investigated the axionlike EDE model to assess how it compares in addressing the Hubble tension and its impact on inflationary parameters. In contrast to

the varying electron mass model, we do not find significant favor of the existence of EDE:

$$\begin{cases} f_{\text{EDE}}(z_c) < 0.0140 \\ H_0 = 69.17_{-0.90}^{+0.38} \text{ km s}^{-1} \text{ Mpc}^{-1} \\ n_s = 0.9787_{-0.0051}^{+0.0036} \end{cases} \quad (\text{P-ACT-LB2S}), \quad (13)$$

$$\begin{cases} f_{\text{EDE}}(z_c) < 0.0144 \\ H_0 = 69.17_{-0.92}^{+0.38} \\ n_s = 0.9790_{-0.0051}^{+0.0037} \\ r = 0.0176_{-0.013}^{+0.0072} \end{cases} \quad (\text{P-ACT-BK-LB2S}). \quad (14)$$

The EDE scenario leads to a higher spectral index n_s , which brings the supersymmetric hybrid inflation model within the 2σ region rather than the Starobinsky model. Therefore, the choice of solution for the Hubble tension directly affects the choice of inflationary models.

ACKNOWLEDGMENTS

This work O.S. was in part supported by JSPS KAKENHI Grant No. 23K03402.

-
- [1] D. N. Spergel et al. (WMAP), *Astrophys. J. Suppl.* **148**, 175 (2003), [arXiv:astro-ph/0302209](#).
 - [2] P. A. R. Ade et al. (Planck), *Astron. Astrophys.* **571**, A16 (2014), [arXiv:1303.5076 \[astro-ph.CO\]](#).
 - [3] P. A. R. Ade et al. (Planck), *Astron. Astrophys.* **594**, A13 (2016), [arXiv:1502.01589 \[astro-ph.CO\]](#).
 - [4] N. Aghanim et al. (Planck), *Astron. Astrophys.* **641**, A6 (2020), [Erratum: *Astron. Astrophys.* 652, C4 (2021)], [arXiv:1807.06209 \[astro-ph.CO\]](#).
 - [5] T. Louis et al. (ACT), (2025), [arXiv:2503.14452 \[astro-ph.CO\]](#).
 - [6] E. Calabrese et al. (ACT), (2025), [arXiv:2503.14454 \[astro-ph.CO\]](#).
 - [7] F. Beutler, C. Blake, M. Colless, D. H. Jones, L. Staveley-Smith, L. Campbell, Q. Parker, W. Saunders, and F. Watson, *Mon. Not. Roy. Astron. Soc.* **416**, 3017 (2011), [arXiv:1106.3366 \[astro-ph.CO\]](#).

- [8] A. J. Ross, L. Samushia, C. Howlett, W. J. Percival, A. Burden, and M. Manera, *Mon. Not. Roy. Astron. Soc.* **449**, 835 (2015), [arXiv:1409.3242 \[astro-ph.CO\]](#).
- [9] S. Alam *et al.* (BOSS), *Mon. Not. Roy. Astron. Soc.* **470**, 2617 (2017), [arXiv:1607.03155 \[astro-ph.CO\]](#).
- [10] L. Breuval, A. G. Riess, S. Casertano, W. Yuan, L. M. Macri, M. Romaniello, Y. S. Murakami, D. Scolnic, G. S. Anand, and I. Soszyński, *Astrophys. J.* **973**, 30 (2024), [arXiv:2404.08038 \[astro-ph.CO\]](#).
- [11] K. C. Wong *et al.* (H0LiCOW), *Mon. Not. Roy. Astron. Soc.* **498**, 1420 (2020), [arXiv:1907.04869 \[astro-ph.CO\]](#).
- [12] E. Di Valentino *et al.* (CosmoVerse Network), *Phys. Dark Univ.* **49**, 101965 (2025), [arXiv:2504.01669 \[astro-ph.CO\]](#).
- [13] A. G. Adame *et al.* (DESI), *JCAP* **04**, 012 (2025), [arXiv:2404.03000 \[astro-ph.CO\]](#).
- [14] A. G. Adame *et al.* (DESI), *JCAP* **01**, 124 (2025), [arXiv:2404.03001 \[astro-ph.CO\]](#).
- [15] A. G. Adame *et al.* (DESI), *JCAP* **02**, 021 (2025), [arXiv:2404.03002 \[astro-ph.CO\]](#).
- [16] M. Abdul Karim *et al.* (DESI), (2025), [arXiv:2503.14739 \[astro-ph.CO\]](#).
- [17] M. Abdul Karim *et al.* (DESI), (2025), [arXiv:2503.14738 \[astro-ph.CO\]](#).
- [18] P. A. R. Ade *et al.* (BICEP, Keck), *Phys. Rev. Lett.* **127**, 151301 (2021), [arXiv:2110.00483 \[astro-ph.CO\]](#).
- [19] N. Schöneberg, G. Franco Abellán, A. Pérez Sánchez, S. J. Witte, V. Poulin, and J. Lesgourgues, *Phys. Rept.* **984**, 1 (2022), [arXiv:2107.10291 \[astro-ph.CO\]](#).
- [20] K. Hoshiya and Y. Toda, *Phys. Rev. D* **107**, 043505 (2023), [arXiv:2202.07714 \[astro-ph.CO\]](#).
- [21] O. Seto and Y. Toda, *Phys. Rev. D* **107**, 083512 (2023), [arXiv:2206.13209 \[astro-ph.CO\]](#).
- [22] O. Seto and Y. Toda, *Phys. Rev. D* **110**, 083501 (2024), [arXiv:2405.11869 \[astro-ph.CO\]](#).
- [23] Y. Toda, W. Giarè, E. Özülker, E. Di Valentino, and S. Vagnozzi, *Phys. Dark Univ.* **46**, 101676 (2024), [arXiv:2407.01173 \[astro-ph.CO\]](#).
- [24] Y. Toda and O. Seto, *Phys. Rev. D* **111**, 083551 (2025), [arXiv:2410.21925 \[astro-ph.CO\]](#).
- [25] Y. Toda and O. Seto, *Phys. Dark Univ.* **49**, 102035 (2025), [arXiv:2504.09136 \[astro-ph.CO\]](#).
- [26] T. Sekiguchi and T. Takahashi, *Phys. Rev. D* **103**, 083507 (2021), [arXiv:2007.03381 \[astro-ph.CO\]](#).
- [27] T. Sekiguchi and T. Takahashi, *Phys. Rev. D* **103**, 083516 (2021), [arXiv:2011.14481 \[astro-ph.CO\]](#).

- ph.CO].
- [28] L. Hart and J. Chluba, *Mon. Not. Roy. Astron. Soc.* **474**, 1850 (2018), [arXiv:1705.03925 \[astro-ph.CO\]](#).
 - [29] L. Hart and J. Chluba, *Mon. Not. Roy. Astron. Soc.* **493**, 3255 (2020), [arXiv:1912.03986 \[astro-ph.CO\]](#).
 - [30] J. Chluba and L. Hart, (2023), [arXiv:2309.12083 \[astro-ph.CO\]](#).
 - [31] T. L. Smith, D. Grin, D. Robinson, and D. Qi, *Phys. Rev. D* **99**, 043531 (2019), [arXiv:1808.07486 \[astro-ph.CO\]](#).
 - [32] G. P. Lynch, L. Knox, and J. Chluba, *Phys. Rev. D* **110**, 083538 (2024), [arXiv:2406.10202 \[astro-ph.CO\]](#).
 - [33] N. Schöneberg and L. Vacher, *JCAP* **03**, 004 (2025), [arXiv:2407.16845 \[astro-ph.CO\]](#).
 - [34] A. R. Khalife, M. B. Zanjani, S. Galli, S. Günther, J. Lesgourgues, and K. Benabed, *JCAP* **04**, 059 (2024), [arXiv:2312.09814 \[astro-ph.CO\]](#).
 - [35] J. Zhang and J. A. Frieman, *Phys. Rev. D* **107**, 043529 (2023), [arXiv:2211.03236 \[astro-ph.CO\]](#).
 - [36] K. L. Greene and F.-Y. Cyr-Racine, *JCAP* **10**, 065 (2023), [arXiv:2306.06165 \[astro-ph.CO\]](#).
 - [37] K. Greene and F.-Y. Cyr-Racine, *Phys. Rev. D* **110**, 043524 (2024), [arXiv:2403.05619 \[astro-ph.CO\]](#).
 - [38] V. Poulin, T. L. Smith, D. Grin, T. Karwal, and M. Kamionkowski, *Phys. Rev. D* **98**, 083525 (2018), [arXiv:1806.10608 \[astro-ph.CO\]](#).
 - [39] V. Poulin, T. L. Smith, T. Karwal, and M. Kamionkowski, *Phys. Rev. Lett.* **122**, 221301 (2019), [arXiv:1811.04083 \[astro-ph.CO\]](#).
 - [40] M. Braglia, W. T. Emond, F. Finelli, A. E. Gumrukcuoglu, and K. Koyama, *Phys. Rev. D* **102**, 083513 (2020), [arXiv:2005.14053 \[astro-ph.CO\]](#).
 - [41] P. Agrawal, F.-Y. Cyr-Racine, D. Pinner, and L. Randall, *Phys. Dark Univ.* **42**, 101347 (2023), [arXiv:1904.01016 \[astro-ph.CO\]](#).
 - [42] G. Ye and Y.-S. Piao, *Phys. Rev. D* **101**, 083507 (2020), [arXiv:2001.02451 \[astro-ph.CO\]](#).
 - [43] T. L. Smith, V. Poulin, and M. A. Amin, *Phys. Rev. D* **101**, 063523 (2020), [arXiv:1908.06995 \[astro-ph.CO\]](#).
 - [44] M.-X. Lin, G. Benevento, W. Hu, and M. Raveri, *Phys. Rev. D* **100**, 063542 (2019), [arXiv:1905.12618 \[astro-ph.CO\]](#).

- [45] F. Niedermann and M. S. Sloth, *Phys. Rev. D* **103**, L041303 (2021), [arXiv:1910.10739 \[astro-ph.CO\]](#).
- [46] F. Niedermann and M. S. Sloth, *Phys. Rev. D* **102**, 063527 (2020), [arXiv:2006.06686 \[astro-ph.CO\]](#).
- [47] O. Seto and Y. Toda, *Phys. Rev. D* **103**, 123501 (2021), [arXiv:2101.03740 \[astro-ph.CO\]](#).
- [48] J.-Q. Jiang and Y.-S. Piao, *Phys. Rev. D* **105**, 103514 (2022), [arXiv:2202.13379 \[astro-ph.CO\]](#).
- [49] G. Ye, J.-Q. Jiang, and Y.-S. Piao, *Phys. Rev. D* **106**, 103528 (2022), [arXiv:2205.02478 \[astro-ph.CO\]](#).
- [50] Z.-Y. Peng and Y.-S. Piao, *Phys. Rev. D* **109**, 023519 (2024), [arXiv:2308.01012 \[astro-ph.CO\]](#).
- [51] J.-P. Uzan, (2024), [arXiv:2410.07281 \[astro-ph.CO\]](#).
- [52] M. T. Murphy, A. L. Malec, and J. X. Prochaska, *Mon. Not. Roy. Astron. Soc.* **461**, 2461 (2016), [arXiv:1606.06293 \[astro-ph.CO\]](#).
- [53] T. M. Evans *et al.*, *Mon. Not. Roy. Astron. Soc.* **445**, 128 (2014), [arXiv:1409.1923 \[astro-ph.CO\]](#).
- [54] M. T. Murphy and K. L. Cooksey, *Mon. Not. Roy. Astron. Soc.* **471**, 4930 (2017), [arXiv:1708.00014 \[astro-ph.CO\]](#).
- [55] A. Songaila and L. L. Cowie, *Astrophys. J.* **793**, 103 (2014), [arXiv:1406.3628 \[astro-ph.CO\]](#).
- [56] D. Albornoz Vásquez, H. Rahmani, P. Noterdaeme, P. Petitjean, R. Srianand, and C. Ledoux, *Astron. Astrophys.* **562**, A88 (2014), [arXiv:1310.8569 \[astro-ph.CO\]](#).
- [57] M. Daprà, J. Bagdonaite, M. T. Murphy, and W. Ubachs, *Mon. Not. Roy. Astron. Soc.* **454**, 489 (2015), [arXiv:1508.07419 \[astro-ph.CO\]](#).
- [58] J. Bagdonaite, W. Ubachs, M. T. Murphy, and J. B. Whitmore, *Phys. Rev. Lett.* **114**, 071301 (2015), [arXiv:1501.05533 \[astro-ph.CO\]](#).
- [59] P. A. R. Ade *et al.* (Planck), *Astron. Astrophys.* **580**, A22 (2015), [arXiv:1406.7482 \[astro-ph.CO\]](#).
- [60] F. Beutler, C. Blake, M. Colless, D. H. Jones, L. Staveley-Smith, G. B. Poole, L. Campbell, Q. Parker, W. Saunders, and F. Watson, *Mon. Not. Roy. Astron. Soc.* **423**, 3430 (2012), [arXiv:1204.4725 \[astro-ph.CO\]](#).
- [61] S. Alam *et al.* (eBOSS), *Phys. Rev. D* **103**, 083533 (2021), [arXiv:2007.08991 \[astro-ph.CO\]](#).
- [62] C. Howlett, A. Lewis, A. Hall, and A. Challinor, *JCAP* **04**, 027 (2012), [arXiv:1201.3654](#)

- [astro-ph.CO].
- [63] J. Torrado and A. Lewis, *JCAP* **05**, 057 (2021), [arXiv:2005.05290 \[astro-ph.IM\]](#).
 - [64] A. Lewis, A. Challinor, and A. Lasenby, *Astrophys. J.* **538**, 473 (2000), [arXiv:astro-ph/9911177 \[astro-ph\]](#).
 - [65] D. Scott and A. Moss, *Mon. Not. Roy. Astron. Soc.* **397**, 445 (2009), [arXiv:0902.3438 \[astro-ph.CO\]](#).
 - [66] L. Pagano, J. M. Delouis, S. Mottet, J. L. Puget, and L. Vibert, *Astron. Astrophys.* **635**, A99 (2020), [arXiv:1908.09856 \[astro-ph.CO\]](#).
 - [67] M. S. Madhavacheril *et al.* (ACT), *Astrophys. J.* **962**, 113 (2024), [arXiv:2304.05203 \[astro-ph.CO\]](#).
 - [68] F. J. Qu *et al.* (ACT), *Astrophys. J.* **962**, 112 (2024), [arXiv:2304.05202 \[astro-ph.CO\]](#).
 - [69] N. Aghanim *et al.* (Planck), *Astron. Astrophys.* **641**, A5 (2020), [arXiv:1907.12875 \[astro-ph.CO\]](#).
 - [70] D. M. Scolnic *et al.* (Pan-STARRS1), *Astrophys. J.* **859**, 101 (2018), [arXiv:1710.00845 \[astro-ph.CO\]](#).
 - [71] B. Stözlner *et al.*, (2025), [arXiv:2503.19442 \[astro-ph.CO\]](#).
 - [72] K. Jedamzik, L. Pogosian, and G.-B. Zhao, *Commun. in Phys.* **4**, 123 (2021), [arXiv:2010.04158 \[astro-ph.CO\]](#).
 - [73] S. Vagnozzi, *Universe* **9**, 393 (2023), [arXiv:2308.16628 \[astro-ph.CO\]](#).
 - [74] D. Pedrotti, J.-Q. Jiang, L. A. Escamilla, S. S. da Costa, and S. Vagnozzi, *Phys. Rev. D* **111**, 023506 (2025), [arXiv:2408.04530 \[astro-ph.CO\]](#).
 - [75] W. Hu and S. Dodelson, *Ann. Rev. Astron. Astrophys.* **40**, 171 (2002), [arXiv:astro-ph/0110414](#).
 - [76] V. Poulin, T. L. Smith, R. Calderón, and T. Simon, (2025), [arXiv:2505.08051 \[astro-ph.CO\]](#).
 - [77] A. A. Starobinsky, *Phys. Lett. B* **91**, 99 (1980).
 - [78] G. Lazarides and C. Panagiotakopoulos, *Phys. Rev. D* **52**, R559 (1995), [arXiv:hep-ph/9506325](#).
 - [79] N. Okada and O. Seto, (2025), [arXiv:2506.15965 \[hep-ph\]](#).
 - [80] G. R. Dvali, Q. Shafi, and R. K. Schaefer, *Phys. Rev. Lett.* **73**, 1886 (1994), [arXiv:hep-ph/9406319](#).
 - [81] R. Jeannerot, S. Khalil, G. Lazarides, and Q. Shafi, *JHEP* **10**, 012 (2000), [arXiv:hep-ph/0002151](#).

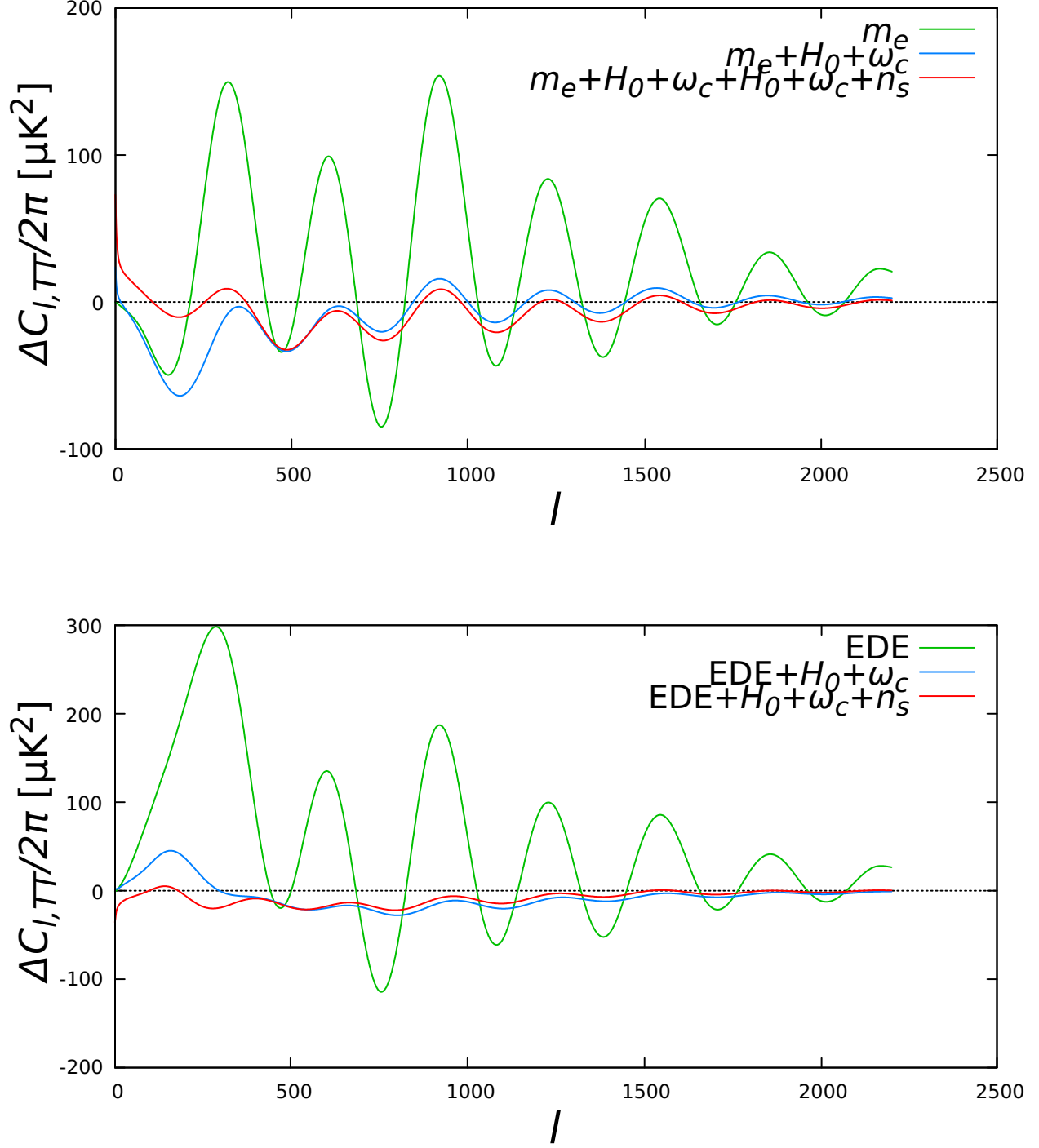


Figure 3: The CMB power spectrum difference relative to the ΛCDM model. The upper green curve shows the case with only a 2% increase in the electron mass. The blue curve additionally includes variations in H_0 , ω_c , and ω_b and the red curve further includes a variation in n_s according to Eq. (8). The bottom panel shows the same comparison but for the EDE model according to Eq. (10).

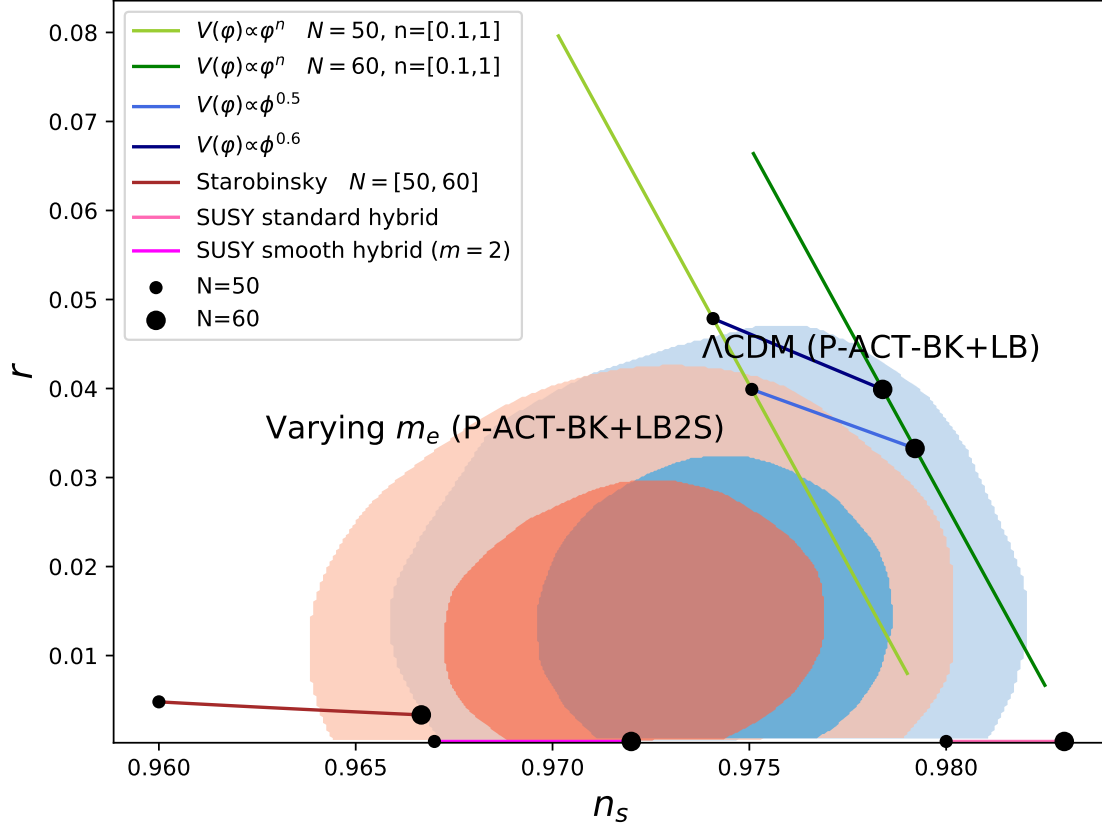


Figure 4: Constraints on n_s and r . The orange contour represents the varying m_e case using the P-ACT-BK+LB2S dataset, while the blue contours show the Λ CDM baseline for comparison from Ref. [6]. The green and yellow-green lines indicate predictions for different power-law potentials with the number of e-folds of inflation $N = 60$ and $N = 50$. The purple line indicates prediction for the Starobinsky model with the number of e-folds $N = 60$ to $N = 50$.

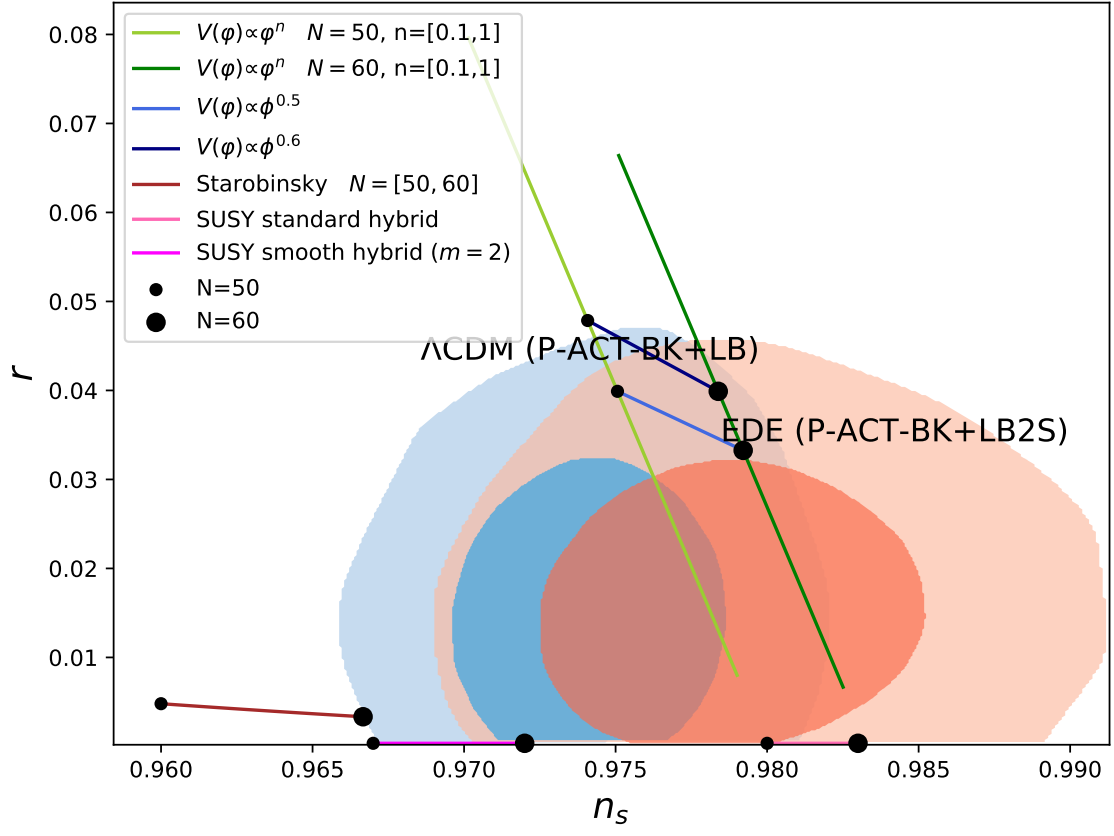


Figure 5: Same figure as Fig. 4 for EDE.