

MAViS: A Multi-Agent Framework for Long-Sequence Video Storytelling

Qian Wang

Virginia Tech. University Nanyang Technological University Virginia Tech. University
USA Singapore USA

yqwq1996@vt.edu

Ziqi Huang

ZIQI002@e.ntu.edu.sg

Ruoxi Jia

ruoxijia@vt.edug

Paul Debevec

Netflix Eyeline Studios
USA

debevec@scanlinevfx.com

Ning Yu*

Netflix Eyeline Studios
USA

ning.yu@scanlinevfx.com




Figure 1: With just a brief idea description, MAViS enables users to rapidly explore diverse visual storytelling and creative directions for sequential video generation by efficiently crafting high-quality, complete long-sequence videos.

Abstract

Despite recent advances, long-sequence video generation frameworks still suffer from significant limitations: poor assistive capability, sub-optimal visual quality, and limited expressiveness. To mitigate these limitations, we propose **MAViS**, a multi-agent collaborative framework designed to assist in long-sequence video storytelling by efficiently translating ideas into visual narratives. MAViS orchestrates specialized agents across multiple stages, including script writing, shot designing, character modeling, keyframe generation, video animation, and audio generation. In each stage, agents operate under the **3E Principle**—Explore, Examine, and Enhance—to ensure the completeness of intermediate outputs. Considering the capability limitations of current generative models, we propose the Script Writing Guidelines to optimize compatibility between scripts and generative tools. Experimental results demonstrate that MAViS achieves state-of-the-art performance in assistive capability, visual quality, and video expressiveness. Its modular framework further enables scalability with diverse generative models and tools. With just a brief idea description, MAViS enables users to rapidly explore diverse visual storytelling and creative directions for sequential video generation by

efficiently crafting high-quality, complete long-sequence videos. To the best of our knowledge, MAViS is the only framework that provides multimodal design output – videos with narratives and background music.

1 Introduction

In recent years, video generative models ([OpenAI, 2024](#); [MiniMax, 2024](#); [GenmoTeam, 2024](#)) have made substantial strides in text-to-video (T2V) and image-to-video (I2V) generation. While these methods demonstrate promising capabilities for shot-level creation, the generation of long videos remains a formidable challenge. Besides, the current scale of computing and data is insufficient to train a single end-to-end model capable of crafting high-quality, minute-long videos.

To overcome this limitation, prior works have explored extending existing video clips ([KlingAI, 2024](#); [Henschel et al., 2024](#); [Ge et al., 2022](#)), or composing sequences of keyframes ([Liu et al., 2024](#); [Yang et al., 2024b](#); [Rahman et al., 2023](#); [Wang et al., 2024a](#)), or integrating storytelling and video generation ([Yin et al., 2023b](#); [Zheng et al., 2025](#)). However, these approaches suffer from repetitive motion, lack of narrative cohesion, or result in static image series with limited visual expressions. To better align narrative planning with

*Corresponding author and project lead

Methods	Agentic	Script Writing	Shot Designing	Dynamic	ID Consistency	Audio	Assistive
Mora (Yuan et al., 2024)	✓	×	×	✓	×	×	✓
AesopAgent (Wang et al., 2024a)	✓	✓	×	×	✓	×	✓
MovieDreamer (Zhao et al., 2024)	×	×	×	✓	✓	×	×
DreamFactory (Xie et al., 2024)	✓	×	✓	✓	✓	×	×
VGoT (Zheng et al., 2025)	×	✓	×	✓	✓	×	✓
LCT (Guo et al., 2025)	×	×	×	✓	✓	×	×
MovieAgent (Wu et al., 2025b)	✓	×	✓	✓	✓	✓	×
MAViS (ours)	✓	✓	✓	✓	✓	✓	✓

Table 1: **Properties of MAViS vs Other Methods:** We summarize seven metrics for long-sequence video storytelling works. "Agentic": whether the system employs a multi-agent architecture; "Script Writing": ability generate scripts from user prompt; "Shot Designing.": support for structured shot designing and controllable narrative flow; "Dynamic": whether the generated video exhibits dynamic features; "ID Consistency": consistency in character identity across multiple shots; "Audio": whether the output includes synchronized audio; "Assistive": whether the pipeline is designed to support users in script writing, script planning, or model fine-tuning by streamlining processes.

video animation, MovieDreamer (Zhao et al., 2024) adopts an auto-regressive approach to generate key frames from input scripts, while Dreamfactory (Xie et al., 2024) and MovieAgent (Wu et al., 2025b) propose a hierarchical script–scene–shot pipeline. However, as shown in Table 1, these methods require substantial laborious effort from users for script writing and training LoRA models to maintain ID consistency, which significantly limits their assistive capability and hinders large-scale deployment.

In summary, current long-sequence video storytelling methods face three major limitations: 1) poor assistive capability, not supporting script writing, shot designing, and LoRA training to maintain ID consistency; 2) suboptimal visual quality, manifested in visual distortions, unnatural actions, and inaccurate object proportions; and 3) limited expressiveness, often resulting in repetitive actions and poorly structured shot compositions.

To address this, we introduce **MAViS**, a multi-agent collaborative framework designed to assist in long-sequence video storytelling by efficiently translating ideas into visual narratives. MAViS encompasses various stages, including script writing, shot designing, character modeling, keyframe generation, video animation, and audio generation. Given a brief idea description from the user, the script writing stage first generates a structured script with character definitions and shot outlines. The shot designing stage defines a series of shot-level elements to guide subsequent content generation, while character modeling ensures ID consistency via LoRA-trained appearances. During the keyframe generation stage, T2I models are employed to create the initial static frames for each shot, i.e., the keyframes, which are then expanded into full video sequences in the video animation

stage through I2V models, maintaining visual coherence and narrative fluency. Finally, voice-overs and background music (BGM) are added to each shot during the voice generation stage, resulting in a cohesive, long-sequence video.

Crucially, all stages operate under the **3E Principle**: - *Explore*: Initial generation of candidate outputs; - *Examine*: Reviewing the quality and completeness of the output; - *Enhance*: Iterative refinement and optimization. After multiple iterations, each stage passes the most complete version of its output to the next, enabling gradual optimization throughout the pipeline.

To mitigate the limitations of current generative models in maintaining background consistency, executing complex actions, and rendering fine-grained details, we propose the Script Writing Guidelines aimed at enhancing the compatibility between scripts and generative models, ultimately improving the expressiveness of the video storytelling. As illustrated in Figure 1, with just a brief idea description, MAViS enables users to rapidly explore diverse visual storytelling and creative directions for sequential video generation by efficiently crafting high-quality, complete long-sequence videos. Furthermore, its modular architecture ensures scalability with various generative tools and models.

Our contributions are summarized in three thrusts:

- We propose **MAViS**, a multi-agent collaborative framework that encompasses various stages including script writing, shot designing, character modeling, keyframe generation, video animation, and audio generation — forming a complete and scalable workflow for long video storytelling.

- We introduce the **3E Principle**—*Explore, Examine, Enhance*—to continuously optimize the out-

put of each stage. This iterative design ensures the completeness of the output at each stage.

- We propose the Script Writing Guidelines for long-sequence video storytelling to enhance the script-tool compatibility, ultimately improving the expressiveness of the video storytelling.

- Experiments demonstrate that MAViS achieves state-of-the-art performance and wins the most user preferences in terms of expressiveness and visual quality. With just a brief idea description from the user, MAViS efficiently generates high-quality and complete long-sequence video storytelling. To the best of our knowledge, MAViS is the only framework that provides multimodal design output.

2 Related Works

2.1 Video Generation

Long video generation (He et al., 2022; Ge et al., 2022; Wang et al., 2024c) aims to produce longer videos than previous text-to-video (T2V) (ModelScopeTeam, 2023; Wang et al., 2024b) and image-to-video (I2V) (Girdhar et al., 2023; Xing et al., 2025; Zhang et al., 2023) models. Auto-regressive approaches (Weng et al., 2024; Henschel et al., 2024) and video storytelling methods (Yin et al., 2023b; Zheng et al., 2025) suffer from repetitive motions with limited narrative development and poor visual quality. Meanwhile, commercial models (KlingAI, 2024; Runway, 2024a,b) support temporal extension. However, the duration of the generated videos remains constrained. In this work, MAViS uses cutting-edge video generation models to synthesize high-quality video clips and assembles them into long-sequence video storytelling.

2.2 AI Agents

AI agents (Yang et al., 2023a; Yin et al., 2023a; Li et al., 2023; Hong et al., 2023; Park et al., 2023), empowered by large language models (Brown et al., 2020; Touvron et al., 2023a,b), have shown broad applicability in reasoning, planning, web interaction, and visual generation. In video generation, systems (Yang et al., 2024a; Yuan et al., 2024; Wang et al., 2024a) explore world modeling, multi-agent coordination, and retrieval-augmented synthesis, yet often yield static content with limited transitions. Hierarchical pipelines (Xie et al., 2024; Wu et al., 2025b) introduce script-to-shot workflows but still rely on laborious scripting and LoRA tuning. In contrast, our MAViS leverages multi-agent collaboration to enable long-sequence video

storytelling.

3 MAViS

We propose **MAViS**, a multi-agent collaborative framework for long-sequence video storytelling that consists of various stages, including script writing, shot designing, character modeling, keyframe generation, video animation, and audio generation.

Given a user prompt P , as illustrated in Figure 2 MAViS aims to generate a long-sequence video storytelling that comprises N shots:

$$\mathcal{F} : P \rightarrow \hat{\mathcal{V}}, \quad \hat{\mathcal{V}} = \{\{V_j, A_j\} \mid j = 1, 2, \dots, N\}, \quad (1)$$

where \hat{V}_j is the video clip and \hat{A}_j is the audio track. To ensure the completeness and reliability of the generation pipeline, agents in each stage follow a unified **3E Principle**: *Explore*, *Examine*, and *Enhance*. Section 3.1 details the 3E principle, and Section 3.2 outlines the Script Writing Guidelines, followed by Section 3.3 to 3.6 introducing the agent design and working procedures of each stage.

3.1 3E Principle

Existing frameworks for long-sequence video storytelling adopt one-shot generation strategies. However, such approaches often prove inadequate in practice—scripts may not align with user intent, images or videos can exhibit distortions or unnatural actions, and audio tracks may be misaligned in duration. These issues highlight the necessity of adopting a multi-round generation–modification loop, rather than relying on one-shot generation. To address this, we introduce the **3E Principle**—*Explore*, *Examine*, *Enhance*—to guide intra-stage agents’ collaboration and progressively improve generation quality across iterations:

Explore: This stage represents the first attempt to generate content based on the current request and specification:

$$r_1 = G(p_1; g), \quad (2)$$

where p_1 denotes the initial generation request, g is the generation guidelines, such as guides of script-tool compatibility and output completeness. G is the generator, and r_1 is the resulting output.

Examine: The generated output is then examined to determine whether it satisfies the specification:

$$f_1 = E(r_1, g), \quad (3)$$

where E is the reviewer, and f_1 is the examination feedback of result r_1 based on the guidelines g .

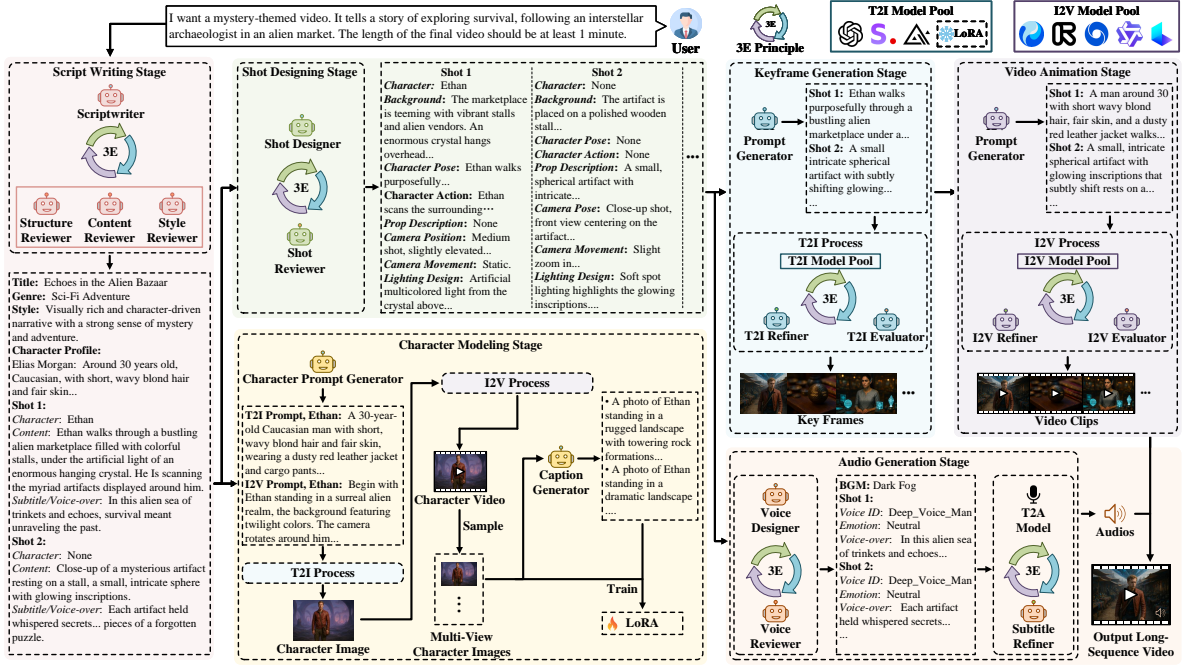


Figure 2: Illustration of MAViS framework.

Enhance: Based on the feedback and guidelines, the request is refined to improve quality in the next iteration:

$$p_{i+1} = R(p_i; f_i, g), \quad (4)$$

where R denotes the refiner, and p_{i+1} is the updated request for iteration $i + 1$. This new request serves as the input to the next round of Explore-Examine-Enhance, and the process continues iteratively until the output fully satisfies the specification.

After multiple Explore-Examine-Enhance iterations, each stage passes the most complete version of its output to the next, enabling gradual optimization throughout the pipeline. Given the limitations of individual agents, it may need to deploy multiple reviewers in parallel to ensure comprehensive assessment. Additionally, generating multiple candidates per iteration and enhancing the highest-scoring one can effectively reduce the total number of required iterations. Moreover, depending on the design, the generator and refiner may be implemented as a unified component.

3.2 Script Writing Guidelines

Given the limitations of current generative models in maintaining background consistency, executing complex actions, and rendering fine-grained details, certain scripts remain infeasible for video generation. To address this gap and improve the compatibility between scripts and generative models, we propose the Script Writing Guidelines for long-sequence storytelling. The Script Writing Guide-

lines comprises three components: the Structure Guide, which focuses on how scenes and shots are segmented and arranged; the Content Guide, which defines how much content a single shot should include; and the Style Guide, which ensures user-centric alignment, coherent pacing, logical flow, and structural completeness. Together, these guidelines constrain agent-based script writing and improve the expressiveness of the ultimate video storytelling.

Structure Guide Current video generation models have limited contextual modeling capacity; as a result, adjacent shots set within the same spatial environment often suffer from inconsistency in background elements. Therefore, scriptwriters should avoid placing successive shots in the same background and should minimize transitions between tightly connected spatial locations (e.g., from "outside the door" to "inside the room," or from one room to another). Moreover, to reduce the jarring effect of spatial jumps, it is recommended not to place the same character in consecutive shots unless narrative necessity dictates it.

To mitigate these issues while preserving narrative flow, transitional shots can be inserted. These may include close-ups of different characters, partial views of a character (e.g., hands, back), detailed shots of the environment, or important props. Such insertions help avoid background duplication while reinforcing the spatial or character continuity. Additionally, enhanced descriptions of both back-

ground and character appearance are encouraged to improve model alignment with visual and narrative consistency.

Content Guide Current video generation models struggle to synthesize multiple sequential actions within a single shot (e.g., running followed by walking and then dancing). Therefore, it is advisable to limit each shot to a single, simple action. Furthermore, generative models often fail to craft fine-grained visual elements accurately, such as textual content on smartphone screens or small patterns on objects. Scripts should avoid specifying such details.

Style Guide Within the Structure Guide and the Content Guide, a script may risk becoming fragmented or visually monotonous if not properly orchestrated. The style guide thus ensures harmonious pacing, visual diversity, and narrative logic. Moreover, the script’s tone and theme must align with the user’s request, and different genres require distinct narrative pacing—emotional and family-oriented scripts benefit from a slow, layered progression, while action-oriented scripts demand rapid and dynamic developments. Additionally, structural completeness is essential: every script must contain a title, character definitions, and a shot-by-shot script. Each shot should specify the character (or "None" if absent), shot content, and accompanying subtitle or voice-over. Subtitles must align semantically with the shot content.

3.3 Script Writing Stage

Upon receiving a brief user prompt, four agents—the Scriptwriter, the Structure Reviewer, the Content Reviewer, and the Style Reviewer—work collaboratively in the script writing stage to form a structured script.

The Scriptwriter G_{scr} first generate a draft script S_1 based on the user prompt P and the Script Writing Guidelines g_{scr} :

$$S_1 = G_{\text{scr}}(P, g_{\text{scr}}). \quad (5)$$

Following the 3E principle, at each iteration, the Structure Reviewer E_{str} , Content Reviewer E_{con} , and Style Reviewer E_{sty} examine the script S_i against the Structure Guide g_{str} , Content Guide g_{con} and Style Guide g_{sty} respectively, and provide feedback:

$$f_{\text{scr}}^i = [E_{\text{str}}(S_i, g_{\text{str}}), E_{\text{con}}(S_i, g_{\text{con}}), E_{\text{sty}}(S_i, g_{\text{sty}})], \quad (6)$$

where $g_{\text{scr}} = [g_{\text{str}}, g_{\text{con}}, g_{\text{sty}}]$. The Scriptwriter integrates these feedback to improve the script iter-

atively:

$$S_{i+1} = G_{\text{scr}}(f_{\text{scr}}^i; S_i, g_{\text{scr}}) \quad (7)$$

The Explore-Examine-Enhance loop continues until all reviewers reach a consensus that the script fully satisfies the guidelines after n iterations, and the Scriptwriter outputs the finalized version, represented as $S = C_{\text{scr}}(S_n)$.

3.4 Shot Designing Stage

In the shot-designing stage, the Shot Designer—responsible for generating detailed shot designs—and the Shot Reviewer—tasked with assessing the completeness and adherence of shot designs to predefined guidelines—play pivotal roles in transforming the high-level script into detailed shot elements suitable for downstream image and video generation. In detail, each shot is enriched with seven essential elements to enable precise visual control:

- *Background*: Specifies the spatial and environmental context of the shot, including location, time of day, season, weather conditions, and foreground-background composition.
- *Character Pose*: Describes the initial static state of characters, including posture, expression, and position when the shot begins.
- *Character Action*: Captures dynamic interactions or movements of characters throughout the shot.
- *Prop Description*: Defines non-character objects, including their form, texture, behavior, and placement.
- *Camera Position*: Specifies the camera’s initial angle, orientation, and distance from the scene.
- *Camera Movement*: Describes the movement mode and direction of the camera during the shot.
- *Lighting Design*: Defines lighting characteristics such as type, tone, brightness, and color temperature to convey atmosphere.

Similarly, following the 3E Principle, the Shot Designer generates an initial shot design from the script:

$$\hat{S}_1 = G_{\text{shot}}(S), \quad (8)$$

where the shot designing guide provides essential constraints to ensure completeness and stylistic alignment with the original script.

In each iteration i , the Shot Reviewer examines the completeness and appropriateness of the current design \hat{S}_i and provides feedback:

$$f_{\text{shot}}^i = E_{\text{shot}}(\hat{S}_i). \quad (9)$$

The Shot Designer then uses this feedback to enhance the design, until the Shot Reviewer deems the result satisfactory:

$$\hat{S}_{i+1} = G_{\text{shot}}(f_{\text{shot}}^i; \hat{S}_i), \quad \hat{S} = \hat{S}_n. \quad (10)$$

3.5 Character Modeling Stage

To ensure the ID consistency of characters across shots, in the character modeling stage, agents construct visual representations for each character and train a LoRA model. This process incorporates the Character Prompt Generator and Caption Generator, supported by reviewer agents for both image generation (T2I Evaluator and T2I Refiner) and video animation (I2V Evaluator and I2V Refiner).

The process begins with the Character Prompt Generator, which generates both text-to-image (T2I) and image-to-video (I2V) prompts for each character. T2I prompts aim to generate a frontal and naturally posed character image, while I2V prompts are used—together with the T2I images—to synthesize character-centric video clips that capture the subject from multiple angles. After both T2I and I2V processes, multi-view character images are sampled from the generated character video. The Caption Generator then generates structured captions for each sampled frame. These images and captions are subsequently used to train LoRA models (if needed).

Both the T2I and I2V processes follow the 3E Principle, but differ from script writing and shot designing in that each iteration generates multiple samples from the generative model pools. Specifically, in the i -th iteration, a set of candidate images is generated by the pool of T2I models \mathcal{M}_I using the current T2I prompt p_I^i :

$$\mathcal{I}_i = \{G_I^k(p_I^i), G_I^k \in \mathcal{M}_I, k = 1, 2, \dots, |\mathcal{M}_I|\}. \quad (11)$$

T2I Evaluator E_I scores candidates according to the image evaluation guide g_I , selects the best one I_i , and provides evaluation result f_I^i :

$$[I_i, f_I^i] = E_I(\mathcal{I}_i, g_I) \quad (12)$$

The T2I Refiner R_I then updates the prompt accordingly:

$$p_I^{i+1} = R_I(f_I^i, p_I^i) \quad (13)$$

After n iterations, the final image $I = I_n$ initiates the I2V process.

The I2V process mirrors the T2I process. First, a set of candidate videos is generated by the I2V model pool \mathcal{M}_V :

$$\mathcal{V}_i = \{G_V^k(I, p_V^i), G_V^k \in \mathcal{M}_V, k = 1, 2, \dots, |\mathcal{M}_V|\}. \quad (14)$$

The I2V Evaluator E_V evaluates these candidates according to the video evaluation guide g_V , selects the best one V_i , and provides evaluation result f_V^i . The I2V Refiner R_V updates the I2V prompt and generates the final video V_n after n iterations:

$$[V_i, f_V^i] = E_V(\mathcal{V}_i, g_V), \quad p_V^{i+1} = R_V(f_V^i, p_V^i), \quad V = V_n. \quad (15)$$

The difference is that the I2V process incorporates additional evaluation complexity. The image evaluation guide assesses candidates based on three primary axes: 1) *Visual Quality*: clarity, detail resolution, and aesthetic harmony; 2) *Naturalness*: identifying distortions, anatomical inaccuracies, or proportion inconsistencies; and 3) *Prompt Consistency*: if the image content aligns with the input prompt. In contrast, the video evaluation guide extends these criteria by introducing: 1) *Subject Consistency*: temporal stability in facial features, attire, hairstyle, and skin tone across frames; and 2) *Dynamics*: the richness, fluidity, and pacing of character movement throughout the clip. Together, the image and video evaluation guides work in concert to enforce the completeness of the final generation.

3.6 Generation Stages

The generation stages include: 1) the keyframe generation stage, which comprises the T2I Prompt Generator, T2I Evaluator, and T2I Refiner, responsible for generating the initial reference image for each shot; 2) the video animation stage, which includes the I2V Prompt Generator, I2V Evaluator, and I2V Refiner, and completes the video shot based on the keyframes; and 3) the audio generation stage, which consists of the Voice Designer, Voice Reviewer, and Subtitle Refiner, synthesizes voice-overs and background music aligned with the emotional rhythm of each shot.

First, in the keyframe generation stage, the T2I Prompt Generator uses shot-level elements—*Character*, *Background*, *Character Pose*, *Prop Description*, *Camera Position*, and *Lighting Design*—to construct T2I prompts, which are refined via the same T2I process in Section 3.5, utilizing the T2I model pool and the trained LoRA model, resulting in a set of keyframes $\{I_j \mid j = 1, 2, \dots, N\}$.

Second, in the video animation stage, the I2V Prompt Generator formulates I2V prompts using *Character*, *Background*, *Character Action*, *Prop Description*, *Camera Movement*, and *Lighting Design*. Again, following the same I2V process in-

Method	Keyframe Generation		Video Animation					
	CLIP \uparrow	Inception \uparrow	T. Flick. \uparrow	M. Smooth. \uparrow	Sub. Cons. \uparrow	Bg. Cons. \uparrow	Aesthetic \uparrow	I. Quality \uparrow
VGoT (Zheng et al., 2025)	22.37	8.53	99.00	99.31	98.94	98.74	80.11	64.59
Mora (Yuan et al., 2024)	33.98	12.68	97.32	99.23	95.23	94.88	64.36	71.48
MovieAgent (Wu et al., 2025b)	31.71	10.72	97.07	99.20	93.29	94.51	63.39	71.26
MAViS (ours)	34.22	12.81	99.09	99.53	95.72	96.12	63.17	72.91

Table 2: **Evaluation of Automatic Metrics for Keyframe Generation and Video Animation.** "T. Flick.", "M. Smooth.", "Sub. Cons.", "Bg. Cons.", "Aesthetic", and "I. Quality" refer to "Temporal Flickering", "Motion Smoothness", "Subject Consistency", "Background Consistency", 'Aesthetic Quality', and "Imaging Quality" from metrics in VBench (Huang et al., 2024), respectively. \uparrow indicates a higher value is more desired. **Bold** indicates the best results.

Method	Narrative \uparrow	Visual \uparrow	User Align. \uparrow	Sub. Cons. \uparrow	Sub. Natural. \uparrow	Bg. Cons. \uparrow	Bg. Real. \uparrow
VGoT (Zheng et al., 2025)	3.39	3.39	6.79	5.56	3.07	4.14	3.24
Mora (Yuan et al., 2024)	15.18	16.96	13.57	15.77	13.00	13.69	15.29
MovieAgent (Wu et al., 2025b)	9.46	11.79	11.96	12.37	12.27	12.07	10.97
MAViS (ours)	71.96	67.86	67.68	66.31	71.66	70.09	70.50

Table 3: **User Study on the Performance of Long-Sequence Video Storytelling** (Voting Results). "Narrative", "Visual", "User Align.", "Sub. Cons.", "Sub. Natural.", "Bg. Cons.", and "Bg. Real." refer to "Narrative Expressiveness", "Visual Quality", "User Prompt Alignment", "Subject Consistency", "Character Naturalness", "Background Consistency", and "Background Realism", respectively. \uparrow indicates a higher value is more desired. **Bold** indicates the best results.

roduced in Section 3.5, these prompts are used to generate video clips $\{V_j \mid j = 1, 2, \dots, N\}$.

After video animation, voice and music planning are initiated in the audio generation stage based on the 3E principle. The Voice Designer G_A selects background music for the entire script and configures voice IDs and emotional tones for each individual shot. The voice design is then reviewed by the Voice Reviewer E_A , who checks for compliance (e.g., music availability and voice-emotion appropriateness) and provides iterative feedback f_A^i to assist in refinement:

$$S_A^1 = G_A(S), \quad f_A^i = E_A(S_A^i), \quad S_A^{i+1} = G_A(S, f_A^i), \\ S_A = S_A^n. \quad (16)$$

Next, the T2A model G_A generates speech audio for each shot. The Subtitle Refiner R_A shortens the voice-over p_A to fit temporal constraints, ensuring compatibility with video animation:

$$A_j^i = G_A(p_{A,j}^i), \quad p_{A,j}^{i+1} = R_A(p_{A,j}^i; A_j^i, V_j), \quad A_j = A_j^n. \quad (17)$$

Finally, audio tracks are synchronized with video clips to form the final long-sequence video telling with synchronized visuals and sound: $\hat{\mathcal{V}} = \{\{V_j, A_j\} \mid j = 1, 2, \dots, N\}$.

4 Experiment

To evaluate the effectiveness of MAViS, we benchmark it against three long video generation baselines: VGoT, Mora, and MovieAgent, and conduct detailed ablation studies. We constructed a test set of 20 user prompts, each targeting a one-minute video for evaluation. We employ CLIP, Inception Score, and VBench (Huang et al., 2024) for quantitative evaluation, and conduct a user study for

subjective assessment. Further experimental settings, metrics, and baseline details are provided in the Appendix.

4.1 Performance Comparisons

We evaluate each method via automatic metrics and user study. It's worth noting that MAViS is the only framework that provides multimodal output – videos with narratives and BGM.

4.1.1 Automatic Metrics

Table 2 presents the shot-level evaluation results for both keyframe generation and video animation. MAViS achieves the highest scores in CLIP (4.22) and Inception (12.81) scores, attributed to the enhanced T2I quality enabled by the 3E Principle in the T2I process. In video animation, MAViS slightly lags behind VGoT in subject consistency and background consistency but outperforms all baselines in temporal flickering, motion smoothness, and image quality. This is partly because VGoT crafts videos with limited dynamics and highly saturated visuals, which improves intra-shot consistency and aesthetic quality but at the cost of realism. Overall, MAViS achieves the best comprehensive performance.

4.1.2 User Study

Table 3 summarizes the voting results from 60 evaluators across multiple aspects of comparison among the baselines. MAViS consistently outperforms all other methods in every evaluation dimension, with an average voting share of 69.44%. This highlights both the effectiveness of our architecture and the critical role of the 3E Principle.

Ablation	Narrative \uparrow	Visual \uparrow	User Align. \uparrow
w/o E_{str}	13.67	25.67	26.67
w/o E_{con}	32.33	18.67	26.67
w/o E_{sty}	20.00	26.67	20.00
MAViS (ours)	34.00	26.00	26.67

Table 4: **Ablation study on the Structure Reviewer E_{str} , the Content Reviewer E_{con} , and the Style Reviewer E_{sty} .** \uparrow indicates a higher value is more desired.

Gray-shaded cells indicate values that are significantly lower than the others.

Ablation	CLIP \uparrow	Inception \uparrow	Natural. \uparrow	Sub. Cons. \uparrow	Dyn. Deg. \uparrow
T2I					
w/o 3E	31.25	10.54	72.00	-	-
w 3E	34.22	12.81	98.00	-	-
I2V					
w/o 3E	32.05	11.22	60.00	3.0	44.58
w 3E	34.53	13.22	92.50	95.72	35.62

Table 5: **Ablation study of the 3E Principle in the T2I and I2V Processes.** "Natural." refers to the Naturalness score, \uparrow indicates a higher value is more desired.

Gray-shaded cells indicate values that are significantly lower.

4.2 Ablation Study

We conduct an ablation study to demonstrate the impact of the 3E Principle across different modules of the framework.

4.2.1 Script Writing Guidelines

In the script writing stage, based on the Script Writing Guidelines, the Structure Reviewer focuses on how scenes and shots are segmented and arranged, the Content Reviewer ensures that each shot can fully convey its intended content, and the Style Reviewer oversees global pacing, logical flow, structural coherence, and alignment with user requirements. Table 4 presents the effects of removing each reviewer from the pipeline. As shown, excluding the Structure Reviewer significantly impairs narrative expressiveness, removing the Content Reviewer degrades visual quality, and omitting the Style Reviewer leads to a loss in both narrative alignment and consistency with user intent. Optimal script generation is achieved only when all three reviewers collaborate.

4.2.2 3E Principle in T2I and I2V Processes

Since the evaluators and refiners in both the T2I and I2V processes cannot operate independently, we conduct an ablation study to evaluate the overall impact of the 3E Principle on these modules. The CLIP score, Inception score, Naturalness score (defined as the proportion of generated images or videos that appear physically plausible and naturally rendered), along with Subject Consistency and Dynamic Degree from the VBench metrics, are used to assess key aspects targeted by the T2I and I2V Evaluators—specifically, prompt consistency,

Ablation	C. Rate \uparrow	Ablation	C. Rate \uparrow	Ablation	C. Rate \uparrow
w/o E_{shot}	84.5	w/o E_A	92.0	w/o R_A	56.5
w E_{shot}	100.0	w/o E_A	100.0	w/o R_A	100.0

Table 6: **Ablation study on the Shot Reviewer E_{shot} , the Voice Reviewer E_A , and the Subtitle Refiner R_A .** "C. Rate" refers to "Compliance Rate". \uparrow indicates a higher value is more desired. Gray-shaded cells indicate values that are significantly lower.

visual quality, naturalness, subject consistency, and dynamics. As shown in Table 5, removing the 3E Principle leads to a noticeable drop in performance across both T2I and I2V outputs, particularly in terms of naturalness (72.0 \rightarrow 98.0 in T2I and 60.0 \rightarrow 92.5 in I2V). This highlights the critical role of the 3E Principle in improving generation quality. An exception is observed in the I2V process: the Dynamic Degree is higher without the 3E Principle (44.58 $>$ 35.63). This may be because high-dynamic videos are more prone to physical inconsistencies and instability, leading the agents to favor lower-dynamic, more stable results.

4.2.3 Shot Reviewer, Voice Reviewer, and Subtitle Refiner

As related, the Shot Reviewer assesses the completeness of the shot designs, the Voice Reviewer ensures the music availability and voice-emotion appropriateness of voice design, and the Subtitle Refiner shortens voice-over to match the duration limits of video clips. We use Compliance Rate—defined as the proportion of outputs that fully adhere to their respective guidelines—to evaluate the contributions of these agents. As shown in Table 6, removing these agents leads to a noticeable drop in compliance, particularly in voice-over generation, which in turn negatively impacts downstream content generation. These results underscore the necessity of the 3E Principle in shot designing, voice designing, and the speech audio generation.

5 Conclusion

In this work, we presented MAViS, a multi-agent collaborative framework designed to assist in long-sequence video storytelling. By orchestrating multiple stages within a unified pipeline, MAViS effectively addresses the key limitations of prior approaches—poor assistive capability, limited visual expressiveness, and incomplete outputs. Central to our framework is the 3E Principle (Explore, Examine, Enhance), which enables iterative refinement across all stages, maximizing output quality. Ad-

ditionally, our proposed Script Writing Guidelines improve compatibility between narrative structure and generative tools. Experimental results validate that MAViS significantly advances the assistive capability, visual quality, and expressiveness of long-sequence video storytelling.

References

- Josh Achiam, Steven Adler, Sandhini Agarwal, Lama Ahmad, Ilge Akkaya, Florencia Leoni Aleman, Diogo Almeida, Janko Altenschmidt, Sam Altman, Shyamal Anadkat, and 1 others. 2023. Gpt-4 technical report. *arXiv preprint arXiv:2303.08774*.
- Wang Ang and Ai et al. Baole. 2025. Wan: Open and advanced large-scale video generative models. *arXiv preprint arXiv:2503.20314*.
- Rohan Anil, Sebastian Borgeaud, Yonghui Wu, Jean-Baptiste Alayrac, Jiahui Yu, Radu Soricut, Johan Schalkwyk, Andrew M Dai, Anja Hauth, Katie Millican, and 1 others. 2023. Gemini: A family of highly capable multimodal models. *arXiv preprint arXiv:2312.11805*, 1.
- BlackForestLabs. 2023. Flux. <https://github.com/black-forest-labs/flux>.
- Tom Brown, Benjamin Mann, Nick Ryder, Melanie Subbiah, Jared D Kaplan, Prafulla Dhariwal, Arvind Neelakantan, Pranav Shyam, Girish Sastry, Amanda Askell, and 1 others. 2020. Language models are few-shot learners. *Advances in neural information processing systems*, 33:1877–1901.
- Siyu Cao, Hangting Chen, Peng Chen, Yiji Cheng, Yutao Cui, Xinchu Deng, Ying Dong, Kipper Gong, Tianpeng Gu, Xiusen Gu, and 1 others. 2025. Hunyuanimage 3.0 technical report. *arXiv preprint arXiv:2509.23951*.
- Rinon Gal, Yuval Alaluf, Yuval Atzmon, Or Patashnik, Amit H Bermano, Gal Chechik, and Daniel Cohen-Or. 2022. An image is worth one word: Personalizing text-to-image generation using textual inversion. *arXiv preprint arXiv:2208.01618*.
- Songwei Ge, Thomas Hayes, Harry Yang, Xi Yin, Guan Pang, David Jacobs, Jia-Bin Huang, and Devi Parikh. 2022. Long video generation with time-agnostic vqgan and time-sensitive transformer. In *European Conference on Computer Vision*, pages 102–118. Springer.
- GenmoTeam. 2024. Mochi 1. <https://github.com/genmoai/models>.
- Rohit Girdhar, Mannat Singh, Andrew Brown, Quentin Duval, Samaneh Azadi, Sai Saketh Rambhatla, Akbar Shah, Xi Yin, Devi Parikh, and Ishan Misra. 2023. Emu video: Factorizing text-to-video generation by explicit image conditioning. *arXiv preprint arXiv:2311.10709*.
- DeepMind Google. 2024. *Veo-2*.
- DeepMind Google. 2025. *Introducing gemini 2.5 flash image, our state-of-the-art image model*.
- Yuwei Guo, Ceyuan Yang, Ziyang Yang, Zhibei Ma, Zhi-jie Lin, Zhenheng Yang, Dahua Lin, and Lu Jiang. 2025. Long context tuning for video generation. *arXiv preprint arXiv:2503.10589*.
- Tiankai Hang, Shuyang Gu, Dong Chen, Xin Geng, and Baining Guo. 2024. Cca: Collaborative competitive agents for image editing. *arXiv preprint arXiv:2401.13011*.
- Yingqing He, Tianyu Yang, Yong Zhang, Ying Shan, and Qifeng Chen. 2022. Latent video diffusion models for high-fidelity long video generation. *arXiv preprint arXiv:2211.13221*.
- Roberto Henschel, Levon Khachatryan, Daniil Hayrapetyan, Hayk Poghosyan, Vahram Tadevosyan, Zhangyang Wang, Shant Navasardyan, and Humphrey Shi. 2024. Streaming2v: Consistent, dynamic, and extendable long video generation from text. *arXiv preprint arXiv:2403.14773*.
- Sirui Hong, Xiaowu Zheng, Jonathan Chen, Yuheng Cheng, Jinlin Wang, Ceyao Zhang, Zili Wang, Steven Ka Shing Yau, Zijuan Lin, Liyang Zhou, and 1 others. 2023. Metagpt: Meta programming for multi-agent collaborative framework. *arXiv preprint arXiv:2308.00352*.
- Ziqi Huang, Yinan He, Jiashuo Yu, Fan Zhang, Chenyang Si, Yuming Jiang, Yuanhan Zhang, Tianxing Wu, Qingyang Jin, Nattapol Chanpaisit, Yao-hui Wang, Xinyuan Chen, Limin Wang, Dahua Lin, Yu Qiao, and Ziwei Liu. 2024. VBench: Comprehensive benchmark suite for video generative models. In *Proceedings of the IEEE/CVF Conference on Computer Vision and Pattern Recognition*.
- Sangwon Jang, Jaehyeon Jo, Kimin Lee, and Sung Ju Hwang. 2024. *Identity decoupling for multi-subject personalization of text-to-image models*. In *The Thirty-eighth Annual Conference on Neural Information Processing Systems*.
- KlingAI. 2024. *Kling-v1.5*.
- Weijie Kong, Qi Tian, Zijian Zhang, Rox Min, Zuozhuo Dai, Jin Zhou, Jiangfeng Xiong, Xin Li, Bo Wu, Jianwei Zhang, and 1 others. 2024. Hunyuanvideo: A systematic framework for large video generative models. *arXiv preprint arXiv:2412.03603*.
- Guohao Li, Hasan Hammoud, Hani Itani, Dmitrii Khizbullin, and Bernard Ghanem. 2023. Camel: Communicative agents for "mind" exploration of large language model society. *Advances in Neural Information Processing Systems*, 36:51991–52008.
- Yitong Li, Zhe Gan, Yelong Shen, Jingjing Liu, Yu Cheng, Yuexin Wu, Lawrence Carin, David Carlson, and Jianfeng Gao. 2019. Storygan: A sequential

- conditional gan for story visualization. In *Proceedings of the IEEE/CVF conference on computer vision and pattern recognition*, pages 6329–6338.
- Xinyao Liao, Xianfang Zeng, Liao Wang, Gang Yu, Guosheng Lin, and Chi Zhang. 2025. Motionagent: Fine-grained controllable video generation via motion field agent. *arXiv preprint arXiv:2502.03207*.
- Chang Liu, Haoning Wu, Yujie Zhong, Xiaoyun Zhang, Yanfeng Wang, and Weidi Xie. 2024. Intelligent grimm-open-ended visual storytelling via latent diffusion models. In *Proceedings of the IEEE/CVF Conference on Computer Vision and Pattern Recognition*, pages 6190–6200.
- Shilong Liu, Hao Cheng, Haotian Liu, Hao Zhang, Feng Li, Tianhe Ren, Xueyan Zou, Jianwei Yang, Hang Su, Jun Zhu, and 1 others. 2025. Llava-plus: Learning to use tools for creating multimodal agents. In *European Conference on Computer Vision*, pages 126–142. Springer.
- Luma. 2024. [Dream machine](#).
- MiniMax. 2024. [Hailuoai](#).
- The ModelScopeTeam. 2023. [Modelscope: bring the notion of model-as-a-service to life](#).
- OpenAI. 2024. [Creating video from text](#).
- OpenAI. 2025. [Gpt image - openai platform](#). Accessed: 2025-04-30.
- Joon Sung Park, Joseph C O’Brien, Carrie J Cai, Meredith Ringel Morris, Percy Liang, and Michael S Bernstein. 2023. Generative agents: Interactive simulacra of human behavior. *arxiv*. *arXiv preprint ArXiv:2304.03442*.
- Tanzila Rahman, Hsin-Ying Lee, Jian Ren, Sergey Tulyakov, Shweta Mahajan, and Leonid Sigal. 2023. Make-a-story: Visual memory conditioned consistent story generation. In *Proceedings of the IEEE/CVF Conference on Computer Vision and Pattern Recognition*, pages 2493–2502.
- Aditya Ramesh, Mikhail Pavlov, Gabriel Goh, Scott Gray, Chelsea Voss, Alec Radford, Mark Chen, and Ilya Sutskever. 2021. Zero-shot text-to-image generation. In *International conference on machine learning*, pages 8821–8831. Pmlr.
- Robin Rombach, Andreas Blattmann, Dominik Lorenz, Patrick Esser, and Björn Ommer. 2022. High-resolution image synthesis with latent diffusion models. In *Proceedings of the IEEE/CVF conference on computer vision and pattern recognition*, pages 10684–10695.
- Nataniel Ruiz, Yuanzhen Li, Varun Jampani, Yael Pritch, Michael Rubinstein, and Kfir Aberman. 2023. Dreambooth: Fine tuning text-to-image diffusion models for subject-driven generation. In *Proceedings of the IEEE/CVF conference on computer vision and pattern recognition*, pages 22500–22510.
- Runway. 2024a. [Gen-3](#).
- Runway. 2024b. [Gen-4](#).
- Christoph Schuhmann, Romain Beaumont, Richard Vencu, Cade Gordon, Ross Wightman, Mehdi Cherti, Theo Coombes, Aarush Katta, Clayton Mullis, Mitchell Wortsman, and 1 others. 2022. Laion-5b: An open large-scale dataset for training next generation image-text models. *Advances in neural information processing systems*, 35:25278–25294.
- StabilityAI. 2024. [Stable diffusion 3.5](#).
- Hugo Touvron, Thibaut Lavril, Gautier Izacard, Xavier Martinet, Marie-Anne Lachaux, Timothée Lacroix, Baptiste Rozière, Naman Goyal, Eric Hambro, Faisal Azhar, and 1 others. 2023a. Llama: Open and efficient foundation language models. *arXiv preprint arXiv:2302.13971*.
- Hugo Touvron, Louis Martin, Kevin Stone, Peter Albert, Amjad Almahairi, Yasmine Babaei, Nikolay Bashlykov, Soumya Batra, Prajjwal Bhargava, Shrutu Bhosale, and 1 others. 2023b. Llama 2: Open foundation and fine-tuned chat models. *arXiv preprint arXiv:2307.09288*.
- Jiuniu Wang, Zehua Du, Yuyuan Zhao, Bo Yuan, Kexiang Wang, Jian Liang, Yaxi Zhao, Yihen Lu, Gengliang Li, Junlong Gao, and 1 others. 2024a. Aesopagent: Agent-driven evolutionary system on story-to-video production. *arXiv preprint arXiv:2403.07952*.
- Yaohui Wang, Xinyuan Chen, Xin Ma, Shangchen Zhou, Ziqi Huang, Yi Wang, Ceyuan Yang, Yinan He, Jiashuo Yu, Peiqing Yang, and 1 others. 2024b. Lavie: High-quality video generation with cascaded latent diffusion models. *IJCV*.
- Yaohui Wang, Xin Ma, Xinyuan Chen, Cunjian Chen, Antitza Dantcheva, Bo Dai, and Yu Qiao. 2024c. Leo: Generative latent image animator for human video synthesis. *International Journal of Computer Vision*, pages 1–13.
- Zhenyu Wang, Aoxue Li, Zhenguo Li, and Xihui Liu. 2024d. Genartist: Multimodal llm as an agent for unified image generation and editing. *arXiv preprint arXiv:2407.05600*.
- Zihao Wang, Shaofei Cai, Anji Liu, Yonggang Jin, Jinbing Hou, Bowei Zhang, Haowei Lin, Zhaofeng He, Zilong Zheng, Yaodong Yang, and 1 others. 2024e. Jarvis-1: Open-world multi-task agents with memory-augmented multimodal language models. *IEEE Transactions on Pattern Analysis and Machine Intelligence*.
- Wenming Weng, Ruoyu Feng, Yanhui Wang, Qi Dai, Chunyu Wang, Dacheng Yin, Zhiyuan Zhao, Kai Qiu, Jianmin Bao, Yuhui Yuan, and 1 others. 2024. Art-v: Auto-regressive text-to-video generation with diffusion models. In *Proceedings of the IEEE/CVF Conference on Computer Vision and Pattern Recognition*, pages 7395–7405.

- Qingyun Wu, Gagan Bansal, Jieyu Zhang, Yiran Wu, Beibin Li, Erkang Zhu, Li Jiang, Xiaoyun Zhang, Shaokun Zhang, Jiale Liu, and 1 others. 2024. Autogen: Enabling next-gen llm applications via multi-agent conversations. In *First Conference on Language Modeling*.
- Weijia Wu, Mingyu Liu, Zeyu Zhu, Xi Xia, Haoen Feng, Wen Wang, Kevin Qinghong Lin, Chunhua Shen, and Mike Zheng Shou. 2025a. Moviebench: A hierarchical movie level dataset for long video generation. In *Proceedings of the Computer Vision and Pattern Recognition Conference*, pages 28984–28994.
- Weijia Wu, Zeyu Zhu, and Mike Zheng Shou. 2025b. Automated movie generation via multi-agent cot planning. *arXiv preprint arXiv:2503.07314*.
- Zhifei Xie, Daniel Tang, Dingwei Tan, Jacques Klein, Tegawend F Bissyand, and Saad Ezzini. 2024. Dreamfactory: Pioneering multi-scene long video generation with a multi-agent framework. *arXiv preprint arXiv:2408.11788*.
- Jinbo Xing, Menghan Xia, Yong Zhang, Haoxin Chen, Wangbo Yu, Hanyuan Liu, Gongye Liu, Xintao Wang, Ying Shan, and Tien-Tsin Wong. 2025. Dynamicafter: Animating open-domain images with video diffusion priors. In *European Conference on Computer Vision*, pages 399–417. Springer.
- Tao Xu, Pengchuan Zhang, Qiuyuan Huang, Han Zhang, Zhe Gan, Xiaolei Huang, and Xiaodong He. 2018. AttnGAN: Fine-grained text to image generation with attentional generative adversarial networks. In *Proceedings of the IEEE conference on computer vision and pattern recognition*, pages 1316–1324.
- Deshun Yang, Luhui Hu, Yu Tian, Zihao Li, Chris Kelly, Bang Yang, Cindy Yang, and Yuexian Zou. 2024a. Worldgpt: a sora-inspired video ai agent as rich world models from text and image inputs. *arXiv preprint arXiv:2403.07944*.
- Hui Yang, Sifu Yue, and Yunzhong He. 2023a. Auto-gpt for online decision making: Benchmarks and additional opinions. *arXiv preprint arXiv:2306.02224*.
- Shuai Yang, Yuying Ge, Yang Li, Yukang Chen, Yixiao Ge, Ying Shan, and Yingcong Chen. 2024b. Seed-story: Multimodal long story generation with large language model. *arXiv preprint arXiv:2407.08683*.
- Zhengyuan Yang, Linjie Li, Jianfeng Wang, Kevin Lin, Ehsan Azarnasab, Faisal Ahmed, Zicheng Liu, Ce Liu, Michael Zeng, and Lijuan Wang. 2023b. [Mm-react: Prompting chatgpt for multimodal reasoning and action](#). *Preprint*, arXiv:2303.11381.
- Da Yin, Faeze Brahman, Abhilasha Ravichander, Khyathi Chandu, Kai-Wei Chang, Yejin Choi, and Bill Yuchen Lin. 2023a. Lumos: Learning agents with unified data, modular design, and open-source llms. In *ICLR 2024 Workshop on Large Language Model (LLM) Agents*.
- Shengming Yin, Chenfei Wu, Huan Yang, Jianfeng Wang, Xiaodong Wang, Minheng Ni, Zhengyuan Yang, Linjie Li, Shuguang Liu, Fan Yang, and 1 others. 2023b. Nuwa-xl: Diffusion over diffusion for extremely long video generation. *arXiv preprint arXiv:2303.12346*.
- Zhengqing Yuan, Yixin Liu, Yihan Cao, Weixiang Sun, Haolong Jia, Ruoxi Chen, Zhaoxu Li, Bin Lin, Li Yuan, Lifang He, and 1 others. 2024. Mora: Enabling generalist video generation via a multi-agent framework. *arXiv preprint arXiv:2403.13248*.
- Han Zhang, Tao Xu, Hongsheng Li, Shaoting Zhang, Xiaogang Wang, Xiaolei Huang, and Dimitris N Metaxas. 2017. Stackgan: Text to photo-realistic image synthesis with stacked generative adversarial networks. In *Proceedings of the IEEE international conference on computer vision*, pages 5907–5915.
- Shiwei Zhang, Jiayu Wang, Yingya Zhang, Kang Zhao, Hangjie Yuan, Zhiwu Qin, Xiang Wang, Deli Zhao, and Jingren Zhou. 2023. I2vgen-xl: High-quality image-to-video synthesis via cascaded diffusion models. *arXiv preprint arXiv:2311.04145*.
- Zhuosheng Zhang and Aston Zhang. 2024. [You only look at screens: Multimodal chain-of-action agents](#). *Preprint*, arXiv:2309.11436.
- Canyu Zhao, Mingyu Liu, Wen Wang, Weihua Chen, Fan Wang, Hao Chen, Bo Zhang, and Chunhua Shen. 2024. Moviedreamer: Hierarchical generation for coherent long visual sequence. *arXiv preprint arXiv:2407.16655*.
- Boyuan Zheng, Boyu Gou, Jihyung Kil, Huan Sun, and Yu Su. 2024. Gpt-4v (ision) is a generalist web agent, if grounded. *arXiv preprint arXiv:2401.01614*.
- Mingzhe Zheng, Yongqi Xu, Haojian Huang, Xuran Ma, Yexin Liu, Wenjie Shu, Yatian Pang, Feilong Tang, Qifeng Chen, Harry Yang, and 1 others. 2025. Videogen-of-thought: Step-by-step generating multi-shot video with minimal manual intervention. *arXiv preprint arXiv:2503.15138*.
- Cailin Zhuang, Ailin Huang, Wei Cheng, Jingwei Wu, Yaoqi Hu, Jiaqi Liao, Hongyuan Wang, Xinyao Liao, Weiwei Cai, Hengyuan Xu, and 1 others. 2025. Vistorybench: Comprehensive benchmark suite for story visualization. *arXiv preprint arXiv:2505.24862*.

A More Related Works

A.1 Video Generation

Long video generation (He et al., 2022; Ge et al., 2022; Wang et al., 2024c) aims to produce longer videos than previous text-to-video (T2V) (ModelScopeTeam, 2023; Wang et al., 2024b) and image-to-video (I2V) (Girdhar et al., 2023; Xing et al., 2025; Zhang et al., 2023) models. Auto-regressive approaches (Weng et al., 2024; Henschel et al., 2024) extend videos by conditioning on earlier frames, yet often result in repetitive motions with limited narrative development. Attempts to directly integrate storytelling and video generation (Yin et al., 2023b; Zheng et al., 2025) suffer from poor visual quality and unstructured video composition, leading to subpar viewer experiences. Meanwhile, commercial models have achieved notable success in both T2V (GenmoTeam, 2024; Kong et al., 2024; OpenAI, 2024) and I2V generation (Google, 2024; Luma, 2024; MiniMax, 2024; Ang and Baole, 2025), and some (KlingAI, 2024; Runway, 2024a,b) support temporal extension.

A.2 Image Generation

Recent advances in image generation (Li et al., 2019; Xu et al., 2018; Zhang et al., 2017; Ramesh et al., 2021) have been propelled by deep learning techniques. To fulfill the task of visual storytelling, some works (Liu et al., 2024; Yang et al., 2024b; Rahman et al., 2023) generate image sequences from text and image-caption pairs. To ensure subject consistency (Gal et al., 2022), DreamBooth (Ruiz et al., 2023) adopts subject-specific fine-tuning, while GPT-Image-1 (OpenAI, 2025) introduces context-aware generation for identity preservation. Recent models such as NanoBanana (Google, 2025) and HunyuanImage 3.0 (Cao et al., 2025) further advance high-fidelity and instruction-following generation, offering stronger semantic control and compositional reasoning capabilities. In this work, MAViS leverages off-the-shelf models to generate keyframes for each shot, which serve as the basis for subsequent video animation.

A.3 AI Agents

AI agents, empowered by large language models (Brown et al., 2020; Touvron et al., 2023a,b), have shown broad applicability in reasoning, planning, web interaction, and visual generation. General-purpose LLMs underpin agent frame-

works (Yang et al., 2023a; Yin et al., 2023a; Li et al., 2023; Hong et al., 2023; Park et al., 2023), while multimodal models (Achiam et al., 2023; Anil et al., 2023) extend agent capabilities across modalities (Yang et al., 2023b; Zhang and Zhang, 2024; Zheng et al., 2024; Wang et al., 2024e; Liu et al., 2025; Wang et al., 2024d; Hang et al., 2024; Liao et al., 2025). In video generation, systems (Yang et al., 2024a; Yuan et al., 2024; Wang et al., 2024a) explore world modeling, multi-agent coordination, and retrieval-augmented synthesis, yet often yield static content with limited transitions. Hierarchical pipelines (Xie et al., 2024; Wu et al., 2025b) introduce script-to-shot workflows but still rely on laborious scripting and LoRA tuning.

B Explanation and Discuss about the Script Writing Guideline

Due to space limitations in the main text, we provided only a brief overview of the Script Writing Guideline. In this section, we offer a more detailed explanation of the guideline and elaborate on the rationale behind each design constraint.

In the Script Writing Guideline, "*Scriptwriters should minimize transitions between tightly connected spatial locations*" refers to avoiding consecutive shots set in spatially adjacent backgrounds—for example, the first shot showing the character entering a room by going through a door, and the next shot showing the character from the front inside the room. Such transitions can break immersion due to background inconsistencies, such as mismatched door appearances between shots.

The script writing guidelines are based on practical experience to improve compatibility with generation tools. E.g., "*not to place the same character in consecutive shots*" stems from the fact that such sequences often involve multi-angle cuts in the same setting. Given current model limitations in maintaining background consistency, this approach is not yet reliably achievable.

The constraints in the script writing guideline are based on the following empirical observations:

- **Avoid placing successive shots in the same background:** We measured VBench background consistency for adjacent shots sharing the same background and found it to be only 78.42, compared to 95.88 of single-shot. This justifies avoiding such situations.
- **Minimize transitions between tightly connected spatial locations:** For pairs of shots with strong spa-

Methods	FID↓	Inception↑	CLIP↑
DreamFactory	7.03 [†]	169.71 [†]	30.92 [†]
MAViS	-	12.81	34.22

Table 7: Compare with DreamFactory (Xie et al., 2024). [†] denotes the reported score in the paper of the baseline method.

Methods	CLIP↑	Inception↑	AS↑	CLIP-sim↑
MovieDreamer	19.52 [†]	8.64 [†]	6.05 [†]	0.70 [†]
MAViS	34.22	12.81	7.25	0.71

Table 8: Compare with MovieDreamer (Zhao et al., 2024). [†] denotes the reported score in the paper of the baseline method. "AS" denotes Aesthetic Score used in (Schuhmann et al., 2022).

tial connections, we used GPT to assess whether their backgrounds were spatially related as described in the script. Only 26 out of 100 pairs were judged to be consistent, indicating such transitions should be avoided.

- **Avoid complex actions within a single shot:** Shots with complex actions achieved a VBench overall consistency of 23.25, compared to 27.76 for simple actions, suggesting simpler actions improve generation reliability.

- **Avoid fine-grained visual elements within a single shot:** Shots containing fine-grained visual elements scored 22.68 in VBench overall consistency, while those without such elements scored 27.76. Thus, they should be avoided.

- **Align style with user’s quest:** Using GPT to judge alignment with user instructions, only 82 out of 100 scripts were fully aligned without constraints, compared to 100 with constraints in place.

- **Ensure script structural completeness:** A complete structure is essential for enabling subsequent stages of the generation pipeline.

For more details, refer to the Script Writing Guideline, please refer to the system messages.

To evaluate the performance of MAViS, we compared it with three open-sourced long video generation frameworks. Further experimental details and results are provided in the Appendix.

C Implementation Details

All agents in our framework are implemented using AutoGen (Wu et al., 2024) and powered by GPT-4o (Achiam et al., 2023). The T2I model pool comprises FLUX.1 (BlackForestLabs, 2023), Stable Diffusion 3.5 (Rombach et al., 2022), and GPT-Image (OpenAI, 2025), while the I2V model pool includes Veo2 (Google, 2024), Gen-3 (Runway, 2024a), Gen-4 (Runway, 2024b), LUMA (Luma,

Methods	Aesthetic↑	Image Quality↑	Consistency (avg.)↑	P. Consistency↑
LCT	60.79 [†]	67.44 [†]	95.65 [†]	30.14 [†]
MAViS	63.17	72.91	95.92	34.22

Table 9: Compare with LCT (Guo et al., 2025). [†] denotes the reported score in the paper of the baseline method. "Consistency (avg.)" represents the average score of subject and background consistency. "P. Consistency" denotes Prompt Consistency.

2024), HunyuanVideo-I2V (Kong et al., 2024), and Wan2.1 (Ang and Baole, 2025). We use MUDI (Jang et al., 2024) for LoRA training and Hailuo (MiniMax, 2024) for the T2A generation. The maximum number of 3E iterations is set to 4 for script writing, shot designing, and voice designing; 2 for the T2I process; 1 for the I2V process; and 5 for subtitle refining. As the first work targeting the efficient translation of single lines of ideas to long-sequence video storytelling, no suitable benchmark dataset exists. Therefore, we constructed a test set of 20 user prompts, each targeting a one-minute video for evaluation.

To standardize intermediate outputs for downstream processes, we introduced a Script Consolidator agent in the Script Writing stage. This agent formats the script after each 3E iteration to ensure consistency. In both the T2I and I2V processes, due to limitations on the number of images that can be processed simultaneously, the T2I Evaluator and I2V Evaluator adopt a batched evaluation strategy. Following this, T2I Selector and I2V Selector agents are employed to select the best candidates based on all evaluation results. Specifically, the I2V Evaluator samples 8 evenly sampled frames from each video candidate for evaluation.

The T2I process in the Shot Designing stage mirrors that of Character Modeling, with the difference being that the T2I model pool in the Shot Designing stage incorporates the LoRA models trained during Character Modeling. We use MUDI (Jang et al., 2024) for LoRA training, which supports multi-subject generation, allowing a single LoRA to serve an entire script.

Given that different models in the I2V model pool require reference images at different resolutions, keyframes are center-cropped and resized before I2V execution according to model-specific requirements. To ensure consistency, all generated videos are center-cropped and resized to 1280×720 resolution.

The T2I model pool includes the open-source models FLUX (BlackForestLabs, 2023) and Sta-

Metric	Question
Narrative Expressiveness	Which video performed best overall in terms of narrative engagement, story coherence, and viewing experience?
Visual Quality	Which video was the most visually expressive in terms of emotion, atmosphere, and cinematic feel?
User Prompt Alignment	Which video best aligns with the original user prompt (e.g., character setup, plot elements, or keywords)?
Character Consistency	Which video had the most consistent character appearances across scenes? (clothing, hairstyle, facial features)
Character Naturalness	Which video had the most natural and correct character generation? Consider anatomical realism, physical motion plausibility, and the absence of duplicate or mistakenly generated characters.
Background Consistency	Which video had the most consistent and logically coherent background style across shots?
Background Realism	Which video had the most natural background elements and physically plausible movements?

Table 10: Metrics and Questions for User Study.

Method	Keyframe Generation		Video Animation					
	CLIP \uparrow	Inception \uparrow	T. Flick. \uparrow	M. Smooth. \uparrow	Sub. Cons. \uparrow	Bg. Cons. \uparrow	Aesthetic \uparrow	I. Quality \uparrow
VGoT (Zheng et al., 2025)	22.32	8.41	99.00	99.28	98.98	98.76	79.95	64.62
Mora (Yuan et al., 2024)	34.02	12.70	97.25	99.21	94.58	95.01	64.41	71.39
MovieAgent (Wu et al., 2025b)	31.64	10.69	97.05	99.18	93.44	94.62	63.38	91.25
MAViS (ours)	34.15	12.79	99.08	99.52	95.54	96.10	64.05	72.68

Table 11: Compare with baselines on MovieBench and ViStoryBench.

ble Diffusion 3.5 (StabilityAI, 2024), as well as the API-based GPT-Image (OpenAI, 2025). The I2V model pool comprises open-source models Hunyuan (Kong et al., 2024) and Wan2.1 (Ang and Baole, 2025), along with API-based models Gen3 (Runway, 2024a), Gen4 (Runway, 2024b), LUMA (Luma, 2024), and Veo2 (Google, 2024). For T2A, we use the Minimax Hailuo API (MiniMax, 2024). All experiments were conducted on one NVIDIA V100 GPUs.

More samples generated by MAViS framework are shown in Figure. 6 and Figure. 7.

C.1 Metrics

we constructed a test set of 20 user prompts, each targeting a one-minute video for evaluation. We employ CLIP and Inception Score to evaluate prompt consistency and generation quality in the keyframe generation stage, and use VBench (Huang et al., 2024) to assess video animation performance. Additionally, a user study is conducted to assess real user preferences and validate the practical effectiveness of MAViS and baselines. For all evaluation metrics, higher values indicate better performance.

C.2 Baselines

We compare MAViS with three long video generation baselines: VGoT, Mora, and MovieAgent. Among them, Mora and MovieAgent adopt a modular design and are equipped with the same image and video generation models as MAViS, and are also powered by GPT-4o. Since Mora and MovieAgent do not support script generation, we provide them with scripts formed by our script writing stge. For MovieAgent, which requires manual training of LoRA models, we generate character images based on the provided scripts and train LoRA

models for each script.

D Compare with More Baselines

In our experiments, we conducted direct comparisons with three open-source baselines: VGoT (Zheng et al., 2025), Mora (Yuan et al., 2024), and MovieAgent (Wu et al., 2025b). Subsequently, we compared our results with the reported performances of non-open-source baselines.

We first compare our method with DreamFactory (Xie et al., 2024). Given the scarcity of real videos in long-sequence video storytelling with assistive generation, computing the FID metric is not feasible. As shown in Table 7, MAViS achieves higher scores across most metrics; however, there is a substantial gap in Inception Score. We adopted a widely used implementation of the Inception Score, which may differ from the version used by DreamFactory, potentially leading to differences in score range. Since the baseline is not open-sourced, we are unable to verify the exact cause of this discrepancy.

Next, we compare our method with MovieDreamer (Zhao et al., 2024). As shown in Table 8, MAViS outperforms this baseline across all evaluation metrics.

Subsequently, we compare our method with LCT (Guo et al., 2025), using evaluation metrics sourced entirely from VBench. As shown in Table 9, MAViS consistently outperforms this baseline across all metrics.

E User Study

In the User Study, participants were asked to vote for the best video in each group based on seven evaluation criteria. As listed in Table 10, the criteria include: Narrative Expressiveness, Visual Quality,

I	Narrative	Visual	User Align.	C.Rate	Time(Second)
0	12.58	18.44	19.56	74.00	9.80
1	25.32	22.85	24.40	86.00	20.90
2	32.54	24.82	26.49	94.50	28.24
3	33.48	25.60	26.52	98.50	36.13
4	34.00	26.00	26.67	100.00	41.58

Table 12: Quality-Efficiency Analysis on scriptwriting.

I	CLIP	Inception	Natural.	C.Rate	Time(Second)
0	31.25	10.54	72.00	68.00	175.19
1	32.25	11.30	84.00	81.00	381.32
2	34.22	12.81	98.00	92.50	557.47
3	34.26	12.78	98.50	96.00	602.06

Table 13: Quality-Efficiency Analysis on Keyframe Generation.

User Prompt Alignment, Character Consistency, Character Naturalness, Background Consistency, and Background Realism. Prior to voting, detailed guidelines for each metric were provided to ensure consistency and reliability in evaluation. Some screenshots of the user study HTML interface is shown in Figures 3, 4, and 5.

F Evaluation on the Existing Dataset

We are establishing an efficient agentic system from users’ single line of ideas to final pixels plus other multimodalities. However, existing long video benchmarks, MovieBench (Wu et al., 2025a) and ViStoryBench (Zhuang et al., 2025), focus only on benchmarking T2I and I2V models’, not on the entire agentic system. In particular, they ignore the script generation and scripts’ compatibility with existing T2I and I2V models’ capabilities.

Nevertheless, we sampled three examples (each consisting of 10 shots) from both MovieBench and ViStoryBench. As shown in Table 11, MAViS consistently outperforms the compared methods.

G Quality-Efficiency Analysis

In the stages where the 3E principle is applied, we evaluated the impact of the maximum iteration number (I) on generation quality and time using the same metrics as in our paper. It’s worth noting that C. Rate refers to Compliance Rate, defined as the proportion of outputs that fully adhere to their respective guidelines. It is used to measure the success rate of each stage’s generation.

For script writing, as shown in Tabel 12, the performance is already satisfactory at $I = 2$. Increasing I further can improve generation quality with minimal impact on overall efficiency.

For keyframe generation, as shown in Tabel 13, the performance is already satisfactory at $I = 2$.

I	CLIP	Inception	Natural.	Sub. Cons.	Dyn. Deg.	C.Rate	Time(Minute)
0	32.05	11.22	60.00	93.00	44.58	72.50	61.17
1	34.53	13.22	92.50	95.72	35.62	86.00	124.21
2	34.62	13.31	95.00	95.51	35.68	94.00	176.77
3	34.35	13.18	96.50	95.46	35.54	98.00	215.38

Table 14: Quality-Efficiency Analysis on Video Animation.

I	Shot Designing		Voice Designing		Subtitle Refining	
	C.Rate	Time(Second)	C.Rate	Time(Second)	C.Rate	Time(Second)
0	84.50	24.34	92.00	5.62	56.50	1.58
1	89.00	73.49	95.00	13.48	86.00	2.83
2	94.00	122.352	98.50	26.19	92.50	3.95
3	97.00	161.21	97.00	161.21	98.00	4.36
4	98.50	195.86	99.00	29.84	99.50	4.84
5	100.00	231.60	100.00	31.68	100.00	4.89

Table 15: Quality-Efficiency Analysis on shot designing, voice designing, and subtitle refining.

Increasing I further can enhance generation quality, with only a slight impact on overall efficiency.

For video animation, as shown in Tabel 14, the performance is already satisfactory at $I = 2$. While increasing I can further improve quality, it has a significant impact on overall efficiency. Therefore, we set $I = 1$ for video animation in our experiments.

For shot designing, voice designing, and subtitle refining, as shown in Tabel 15, increasing I improves generation quality with minimal impact on overall efficiency. However, since errors in these stages can critically affect the entire generation process, we set $I = 5$ for these tasks in our experiments.

Additionally, since iterations may terminate before reaching the maximum iteration number, the generation time does not scale linearly with I .

User Study Questionnaire – Long-sequence AI Storytelling Video Evaluation

User Study Instructions

Thank you for participating in this user study! This questionnaire is designed to evaluate the quality of AI-generated long-sequence storytelling video. Your feedback is essential for improving the system and enhancing the expressiveness and consistency of the generated videos. There are a total of 10 groups of videos, which will take approximately 40 minutes.

Each group of videos is generated by the same User Input. For each question, please select the single **best-performing** video among the all options, and click the corresponding button (A, B, C, D). The order of the generated videos is randomly shuffled. Please make sure to carefully watch all videos before making your decision, rather than always selecting a specific position. Please vote based on your personal perception.

How to submit: Once you have finished all evaluations, click the "Submit" button to save your answers in a CSV file called **UserStudy_responses.csv**, which will be downloaded locally. Please send this file to Qian Wang via Slack or email at yqwq1996@hust.edu.cn.

If you have any questions or concerns, feel free to reach out. We appreciate your contribution to our research!

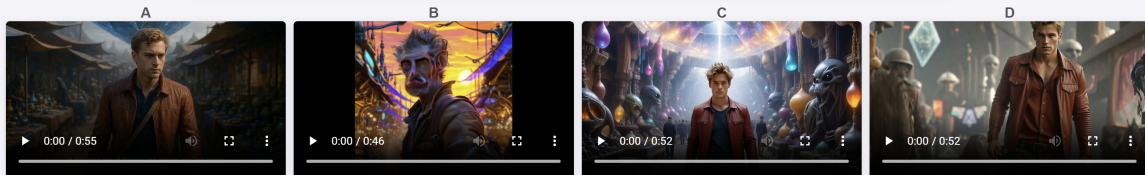


Figure 3: Screenshot of the user study HTML interface with instructions and generated video candidates.

User Input: I want a mystery-themed video. The story should explore the theme of survival, following an interstellar archaeologist in an alien marketplace. The length of the final video should be about 1 minute.

1. Which video performed best overall in terms of narrative engagement, story coherence, and viewing experience?

2. Which video was the most visually expressive in terms of emotion, atmosphere, and cinematic feel?

3. Which video best aligns with the original user prompt (e.g., character setup, plot elements, or keywords)?

4. Which video had the most consistent character appearances across scenes? (clothing, hairstyle, facial features)


5. Which video had the most natural and correct character generation? Consider anatomical realism, physical motion plausibility, and the absence of duplicate or mistakenly generated characters.

6. Which video had the most consistent and logically coherent background style across shots?

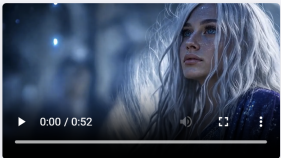
7. Which video had the most natural background elements and physically plausible movements?

Figure 4: Screenshot of the user study HTML interface with seven evaluation questions.


A



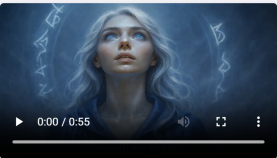
B



C



D



User Input: I want a sci-fi-themed video. The story should explore the theme of love, following a creature of myth in a magical academy. The length of the final video should be about 1 minute.

- Which video performed best overall in terms of narrative engagement, story coherence, and viewing experience?

A

B

C

D
- Which video was the most visually expressive in terms of emotion, atmosphere, and cinematic feel?

A

B

C

D
- Which video best aligns with the original user prompt (e.g., character setup, plot elements, or keywords)?

A

B

C

D
- Which video had the most consistent character appearances across scenes? (clothing, hairstyle, facial features)

A

B

C

D
- Which video had the most natural and correct character generation? Consider anatomical realism, physical motion plausibility, and the absence of duplicate or mistakenly generated characters.

Figure 5: Screenshot of the user study HTML interface with generated video candidates and seven evaluation questions.




Figure 6: More samples generated by MAViS framework.




Figure 7: More samples generated by MAViS framework.