

MAViS: A Multi-Agent Framework for Long-Sequence Video Storytelling

QIAN WANG, Virginia Tech. University, USA

ZIQI HUANG, Nanyang Technological University, Singapore

RUOXI JIA, Virginia Tech. University, USA

PAUL DEBEVEC, Netflix Eyeline Studios, USA

NING YU[†], Netflix Eyeline Studios, USA




Fig. 1. With just a brief user prompt, MAViS is capable of producing high-quality, expressive long-sequence video storytelling. More results are listed in the supplementary webpage.

Despite recent advances, long-sequence video generation frameworks still suffer from significant limitations: poor assistive capability, suboptimal visual quality, and limited expressiveness. To mitigate these limitations, we propose **MAViS**, an end-to-end multi-agent collaborative framework for long-sequence video storytelling. MAViS orchestrates specialized agents across multiple stages, including script writing, shot designing, character modeling, keyframe generation, video animation, and audio generation. In each stage, agents operate under the **3E Principle**—Explore, Examine, and Enhance—to ensure the completeness of intermediate outputs. Considering the capability limitations of current generative models, we propose the Script Writing Guidelines to optimize compatibility between scripts and generative tools. Experimental results demonstrate that MAViS achieves state-of-the-art performance in assistive capability, visual quality, and video expressiveness. Its modular framework further enables scalability with diverse generative models and tools. With just a brief user prompt, MAViS is capable of producing high-quality, expressive long-sequence video storytelling, significantly

improving the assistive capability of enriching inspirations and creativity for users. To the best of our knowledge, MAViS is the only framework that provides multimodal design output – videos with narratives and background music.

CCS Concepts: • **General and reference** → *General conference proceedings*; • **Computing methodologies** → **Intelligent agents**.

Additional Key Words and Phrases: Video Generation, Multi-modal Language Model Agent, Long-Sequence Video Storytelling, Video Agent

1 INTRODUCTION

In recent years, video generative models [8, 26, 28] have made substantial strides in text-to-video (T2V) and image-to-video (I2V) generation. While these methods demonstrate promising capabilities for shot-level creation, the generation of long videos remains a formidable challenge. Current scale of compute and data is insufficient to train a single end-to-end model capable of producing high-quality, minute-long videos.

To overcome this limitation, prior works have explored extending existing video clips [7, 14, 18], or composing sequences of keyframes [23, 31, 39, 52], or integrating storytelling and video

[†] Corresponding author and project lead.

Authors' addresses: Qian Wang, Virginia Tech. University, USA, yqwq1996@vt.edu; Ziqi Huang, Nanyang Technological University, Singapore, ZIQI002@e.ntu.edu.sg; Ruoxi Jia, Virginia Tech. University, USA, ruoxijia@vt.edu; Paul Debevec, Netflix Eyeline Studios, USA, debevec@scanlinevfx.com; Ning Yu[†], Netflix Eyeline Studios, USA, ning.yu@scanlinevfx.com.

Table 1. **Properties of MAViS vs Other Methods:** We summarize seven metrics for long-sequence video storytelling works. "Agentic": whether the system employs a multi-agent architecture; "Script Writing": ability to automatically generate scripts from user prompt; "Shot Designing": support for structured shot designing and controllable narrative flow; "Dynamic": whether the generated video exhibits dynamic features; "ID Consistency": consistency in character identity across multiple shots; "Audio": whether the output includes synchronized audio; "Automated": whether the pipeline can operate without the presence of user input in script writing, script planning, or model fine-tuning.

Methods	Agentic	Script Writing	Shot Designing	Dynamic	ID Consistency	Audio	Automated
Mora [56]	✓	×	×	✓	×	×	✓
AesopAgent [39]	✓	✓	×	×	✓	×	✓
MovieDreamer [60]	×	×	×	✓	✓	×	×
DreamFactory [47]	✓	×	✓	✓	✓	×	×
VGoT [62]	×	✓	×	✓	✓	×	✓
LCT [11]	×	×	×	✓	✓	×	×
MovieAgent [46]	✓	×	✓	✓	✓	✓	×
MAViS (ours)	✓	✓	✓	✓	✓	✓	✓

generation [55, 62]. However, these approaches often suffer from repetitive motion, lack of narrative cohesion, or result in static image series with limited visual expressions. To better align narrative planning with video animation, MovieDreamer [60] adopts an auto-regressive approach to generate key frames from input scripts, which are then expanded into videos via I2V models, while Dreamfactory [47] and MovieAgent [46] propose a hierarchical script–scene–shot pipeline. However, as shown in Table 1, these methods require substantial manual effort from users for script writing and training LoRA models to maintain character identity consistency, which significantly limits their assistive capability and hinders large-scale deployment.

In summary, current long-sequence video storytelling methods face three major limitations: 1) poor assistive capability, not supporting script writing, shot designing, and LoRA training to maintain character ID consistency; 2) suboptimal visual quality, manifested in visual distortions, unnatural actions, and inaccurate object proportions; and 3) limited expressiveness, often resulting in repetitive actions and poorly structured shot compositions.

To address this, we introduce **MAViS**, a multi-agent framework for end-to-end long-sequence video generation. MAViS encompasses various stages including script writing, shot designing, character modeling, keyframe generation, video animation, and audio generation. Given a brief user prompt, the script writing stage first generates a structured script with character definitions and shot outlines. The shot designing stage defines a series of shot-level elements to guide subsequent content generation, while character modeling ensures identity consistency via LoRA-trained appearances. During the keyframe generation stage, T2I models are employed to create the initial static frames for each shot, i.e. the keyframes, which are then expanded into full video sequences in the video animation stage through I2V models, maintaining visual coherence and narrative fluency. Finally, voice-overs and background music are automatically added to each shot during the voice generation stage, resulting in a cohesive long-sequence video.

Crucially, all stages operate under the **3E Principle**: - *Explore*: Initial generation of candidate outputs; - *Examine*: Reviewing the quality and completeness of the output; - *Enhance*: Iterative refinement and optimization. After multiple iterations, each stage passes

the most complete version of its output to the next, enabling gradual optimization throughout the end-to-end pipeline.

To mitigate the limitations of current generative models in maintaining background consistency, executing complex actions, and rendering fine-grained details, we propose the Script Writing Guidelines aimed at enhancing the compatibility between scripts and generative models, ultimately improving the expressiveness of the video storytelling. With just a brief user prompt, MAViS efficiently generates high-quality and complete long-sequence video storytelling, significantly improving the assistive capability of enriching inspirations and creativity for users. Furthermore, its modular architecture ensures scalability with various generative tools and models.

Our contributions are summarized in three thrusts:

- We propose **MAViS**, an end-to-end multi-agent framework that encompasses various stages including script writing, shot designing, character modeling, keyframe generation, video animation, and audio generation — forming a complete and scalable workflow for long video storytelling.
- We introduce the **3E Principle**—*Explore, Examine, Enhance*—to continuously optimize the output of each stage. This iterative design ensures the completeness of the output at each stage.
- We propose the Script Writing Guidelines for long-sequence video storytelling to enhance the script-tool compatibility, ultimately improving the expressiveness of the video storytelling.
- Experiments demonstrate that MAViS achieves state-of-the-art performance and win the most user preferences in terms of expressiveness and visual quality. With just a brief user prompt, MAViS efficiently generates high-quality and complete long-sequence video storytelling. To the best of our knowledge, MAViS is the only framework that provides multimodal design output.

2 RELATED WORKS

2.1 Image Generation

Recent advances in image generation [21, 32, 49, 57] have been propelled by deep learning techniques. To fulfill the task of visual storytelling, some works [23, 31, 52] generate image sequences from text

and image-caption pairs. To ensure subject consistency [6], Dream-Booth [34] adopts subject-specific fine-tuning, while GPT-Image-1 [29] introduces context-aware generation for identity preservation. In this work, MAViS leverages off-the-shelf models to generate keyframes for each shot, which serves as the basis for subsequent video animation.

2.2 Video Generation

Long video generation [7, 13, 41] aims to produce longer videos than previous text-to-video (T2V) [27, 40] and image-to-video (I2V) [9, 48, 58] models. Auto-regressive approaches [14, 44] extend videos by conditioning on earlier frames, yet often result in repetitive motions with limited narrative development. Attempts to directly integrate storytelling and video generation [55, 62] suffer from poor visual quality and unstructured video composition, leading to subpar viewer experiences. Meanwhile, commercial models have achieved notable success in both T2V [8, 19, 28] and I2V generation [2, 10, 25, 26], and some [18, 35, 36] support temporal extension. However, the duration of generated videos remains constrained. In this work, MAViS uses cutting-edge video generation models to synthesize high-quality video clips and assembles them into long-sequence video storytelling.

2.3 AI Agents

AI agents, empowered by large language models [5, 37, 38], multimodal architectures, and reinforcement learning, have shown broad applicability in reasoning, planning, web interaction, and visual generation. General-purpose LLMs underpin agent frameworks [15, 20, 30, 51, 54], while multimodal models [1, 3] extend agent capabilities across modalities [12, 22, 24, 42, 43, 53, 59, 61]. In video generation, systems [39, 50, 56] explore world modeling, multi-agent coordination, and retrieval-augmented synthesis, yet often yield static content with limited transitions. Hierarchical pipelines like Dreamfactory [47] and MovieAgent [46] introduce script-to-shot workflows but still rely on manual scripting and LoRA tuning. In contrast, our MAViS leverages multi-agent collaboration to enable long-sequence video storytelling.

3 MAViS

We propose **MAViS**, a multi-agent end-to-end framework for long-sequence video storytelling that consists of various stages, including script writing, shot designing, character modeling, keyframe generation, video animation, and audio generation.

Given a user prompt P , MAViS aims to generate a long-sequence video storytelling that comprises N shots:

$$\mathcal{F} : P \rightarrow \hat{\mathcal{V}}, \quad \hat{\mathcal{V}} = \{\{V_j, A_j\} \mid j = 1, 2, \dots, N\}, \quad (1)$$

where \hat{V}_j is the video clip and \hat{A}_j is the audio track. To ensure the completeness and reliability of the generation pipeline, agents in each stage follow a unified **3E Principle**: *Explore*, *Examine*, and *Enhance*. Section 3.1 details the 3E principle, and Section 3.2 outlines the Script Writing Guidelines, followed by Section 3.3 to 3.6 introducing the agent design and working procedures of each stage.

3.1 3E Principle

Existing frameworks for long-sequence video storytelling adopt one-shot generation strategies. However, such approaches often prove inadequate in practice—scripts may not align with user intent, images or videos can exhibit distortions or unnatural actions, and audio tracks may be misaligned in duration. These issues highlight the necessity of adopting a multi-round generation–modification loop, rather than relying on one-shot generation. To address this, we introduce the **3E Principle**—*Explore*, *Examine*, *Enhance*—to guide intra-stage agents’ collaboration and progressively improve generation quality across iterations:

Explore: This stage represents the first attempt to generate content based on the current request and specification:

$$r_1 = G(p_1; g), \quad (2)$$

where p_1 denotes the initial generation request, g is the generation guidelines, such as guides of script-tool compatibility and output completeness. G is the generator, and r_1 is the resulting output.

Examine: The generated output is then examined to determine whether it satisfies the specification:

$$f_1 = E(r_1, g), \quad (3)$$

where E is the reviewer, and f_1 is the examination feedback of result r_1 based on the guidelines g .

Enhance: Based on the feedback and guidelines, the generation request is refined to improve quality in the next iteration:

$$p_{i+1} = R(p_i; f_i, g), \quad (4)$$

where R denotes the refiner, and p_{i+1} is the updated request for iteration $i+1$. This new request serves as the input to the next round of Explore-Examine-Enhance, and the process continues iteratively until the output fully satisfies the specification.

After multiple Explore-Examine-Enhance iterations, each stage passes the most complete version of its output to the next, enabling gradual optimization throughout the pipeline. Given the limitations of individual agents, it may need to deploy multiple reviewers in parallel to ensure comprehensive assessment. Additionally, generating multiple candidates per iteration and enhancing the highest-scoring one can effectively reduce the total number of required iterations. Moreover, depending on the design, the generator and refiner may be implemented as a unified component.

3.2 Script Writing Guidelines

Given the limitations of current generative models in maintaining background consistency, executing complex actions, and rendering fine-grained details, certain scripts remain infeasible for video generation. To address this gap and improve the compatibility between scripts and generative models, we propose the Script Writing Guidelines for long-sequence storytelling. The Script Writing Guidelines comprises three components: the Structure Guide, which focuses on how scenes and shots are segmented and arranged; the Content Guide, which defines how much content a single shot should include; and the Style Guide, which ensures user-centric alignment, coherent pacing, logical flow, and structural completeness. Together, these guidelines constrain agent-based script writing and improve the expressiveness of the ultimate video storytelling.

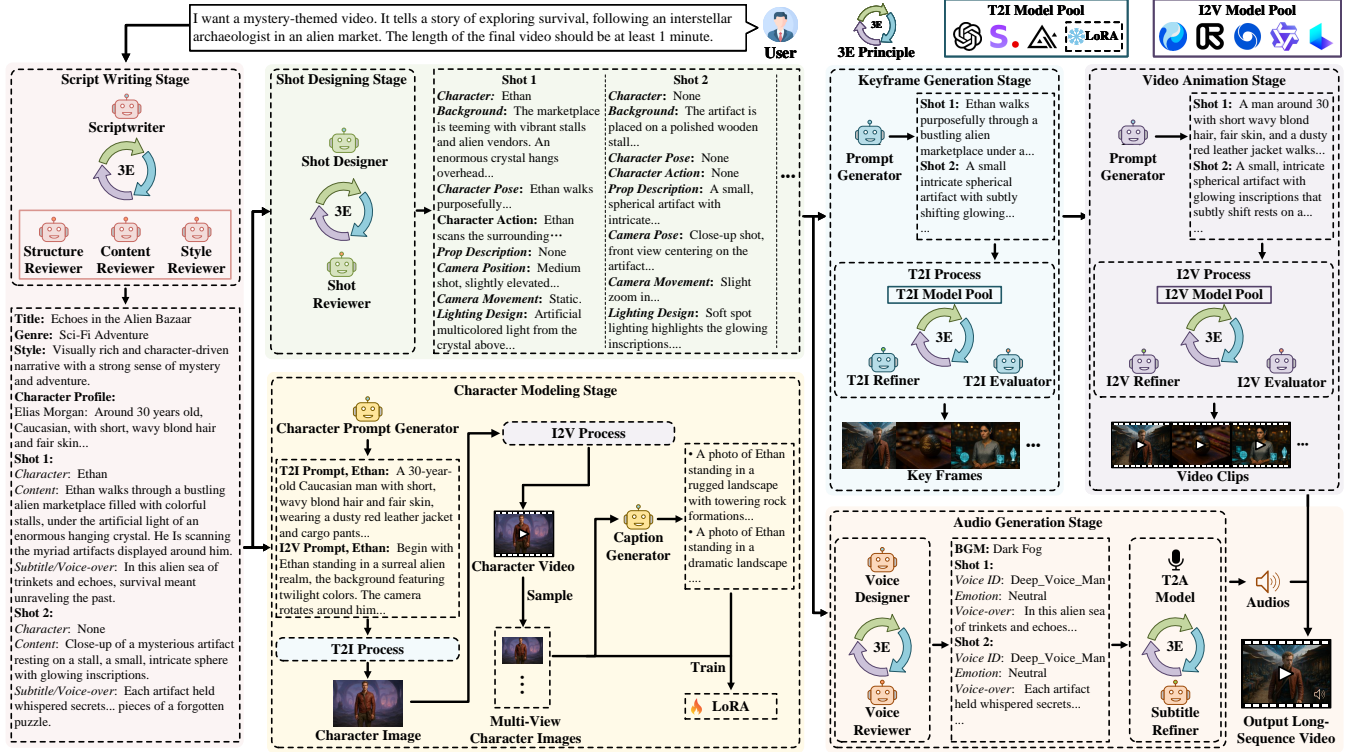


Fig. 2. Illustration of MAViS framework. See additional presentation in the supplementary video.

Structure Guide. Current video generation models have limited contextual modeling capacity; as a result, adjacent shots set within the same spatial environment often suffer from inconsistency in background elements. Therefore, scriptwriters should avoid placing successive shots in the same background and should minimize transitions between tightly connected spatial locations (e.g., from "outside the door" to "inside the room," or from one room to another). Moreover, to reduce the jarring effect of spatial jumps, it is recommended not to place the same character in consecutive shots unless narrative necessity dictates it.

To mitigate these issues while preserving narrative flow, transitional shots can be inserted. These may include close-ups of different characters, partial views of a character (e.g., hands, back), detailed shots of the environment, or important props. Such insertions help avoid background duplication while reinforcing the spatial or character continuity. Additionally, enhanced descriptions of both background and character appearance are encouraged to improve model alignment with visual and narrative consistency.

Content Guide. Current video generation models struggle to synthesize multiple sequential actions within a single shot (e.g., running followed by walking and then dancing). Therefore, it is advisable to limit each shot to a single, simple action. Furthermore, generative models often fail to produce fine-grained visual elements accurately, such as textual content on smartphone screens or small patterns on objects. Scripts should avoid specifying such details.

Style Guide. Within the Structure Guide and the Content Guide, a script may risk becoming fragmented or visually monotonous

if not properly orchestrated. The style guide thus ensures harmonious pacing, visual diversity, and narrative logic. Moreover, the script's tone and theme must align with the user's request, and different genres require distinct narrative pacing—emotional and family-oriented scripts benefit from a slow, layered progression, while action-oriented scripts demand rapid and dynamic developments. Additionally, structural completeness is essential: every script must contain a title, character definitions, and a shot-by-shot script. Each shot should specify the character (or "None" if absent), shot content, and accompanying subtitle or voice-over. Subtitles must align semantically with the shot content.

3.3 Script Writing Stage

Upon receiving a brief user prompt, four agents—the Scriptwriter, the Structure Reviewer, the Content Reviewer, and the Style Reviewer—work collaboratively in the script writing stage to produce a structured script.

The Scriptwriter G_{scr} first generate a draft script S_1 based on the user prompt P and the Script Writing Guidelines g_{scr} :

$$S_1 = G_{scr}(P, g_{scr}). \quad (5)$$

Following the 3E principle, at each iteration, the Structure Reviewer E_{str} , Content Reviewer E_{con} , and Style Reviewer E_{sty} examine the script S_i against the Structure Guide g_{str} , Content Guide g_{con} and Style Guide g_{sty} respectively, and provide feedback:

$$f_{scr}^i = [E_{str}(S_i, g_{str}), E_{con}(S_i, g_{con}), E_{sty}(S_i, g_{sty})], \quad (6)$$

where $g_{\text{scr}} = [g_{\text{str}}, g_{\text{con}}, g_{\text{sty}}]$. The Scriptwriter integrates these feedback to improve the script iteratively:

$$S_{i+1} = G_{\text{scr}}(f_{\text{scr}}^i; S_i, g_{\text{scr}}) \quad (7)$$

The Explore-Examine-Enhance loop continues until all reviewers reach a consensus that the script fully satisfies the guidelines after n iterations, and the Scriptwriter outputs the finalized version, represented as $S = C_{\text{scr}}(S_n)$.

3.4 Shot Designing Stage

In the shot-designing stage, the Shot Designer—responsible for generating detailed shot designs—and the Shot Reviewer—tasked with assessing the completeness and adherence of shot designs to predefined guidelines—play pivotal roles in transforming the high-level script into detailed shot elements suitable for downstream image and video generation. In detail, each shot is enriched with seven essential elements to enable precise visual control:

- *Background*: Specifies the spatial and environmental context of the shot, including location, time of day, season, weather conditions, and foreground-background composition.
- *Character Pose*: Describes the initial static state of characters, including posture, expression, and position when the shot begins.
- *Character Action*: Captures dynamic interactions or movements of characters throughout the shot.
- *Prop Description*: Defines non-character objects, including their form, texture, behavior, and placement.
- *Camera Position*: Specifies the camera's initial angle, orientation, and distance from the scene.
- *Camera Movement*: Describes the movement mode and direction of the camera during the shot.
- *Lighting Design*: Defines lighting characteristics such as type, tone, brightness, and color temperature to convey atmosphere.

Similarly, following the 3E Principle, the Shot Designer generates an initial shot design from the script:

$$\hat{S}_1 = G_{\text{shot}}(S), \quad (8)$$

where the shot designing guide provides essential constraints to ensure completeness and stylistic alignment with the original script.

In each iteration i , the Shot Reviewer examines the completeness and appropriateness of the current design \hat{S}_i and provides feedback:

$$f_{\text{shot}}^i = E_{\text{shot}}(\hat{S}_i). \quad (9)$$

The Shot Designer then uses this feedback to enhance the design:

$$\hat{S}_{i+1} = G_{\text{shot}}(f_{\text{shot}}^i; \hat{S}_i). \quad (10)$$

The process repeats until the Shot Reviewer deems the result satisfactory. The final shot design is denoted as $\hat{S} = \hat{S}_n$.

3.5 Character Modeling Stage

To ensure the identity consistency of characters across shots, in the character modeling stage, agents construct visual representations for each character and train a LoRA model. This process incorporates the Character Prompt Generator and Caption Generator, supported by reviewer agents for both image generation (T2I Evaluator and T2I Refiner) and video animation (I2V Evaluator and I2V Refiner).

The process begins with the Character Prompt Generator, which generates both text-to-image (T2I) and image-to-video (I2V) prompts for each character. T2I prompts aim to generate a frontal and naturally posed character image, while I2V prompts are used—together with the T2I images—to synthesize character-centric video clips that capture the subject from multiple angles. After both T2I and I2V processes, multi-view character images are sampled from the generated character video. The Caption Generator then produces structured captions for each sampled frame. These images and captions are subsequently used to train LoRA models (if needed).

Both the T2I and I2V processes follow the 3E Principle, but differ from script writing and shot designing in that each iteration produces multiple samples from the generative model pools. Specifically, in the i -th iteration, a set of candidate images is generated by the pool of T2I models \mathcal{M}_I using the current T2I prompt p_I^i :

$$\mathcal{I}_i = \{G_I^k(p_I^i), G_I^k \in \mathcal{M}_I, k = 1, 2, \dots, |\mathcal{M}_I|\}. \quad (11)$$

T2I Evaluator E_I scores candidates according to the image evaluation guide g_I , selects the best one I_i , and provides evaluation result f_I^i :

$$[I_i, f_I^i] = E_I(\mathcal{I}_i, g_I) \quad (12)$$

The T2I Refiner R_I then updates the prompt accordingly:

$$p_I^{i+1} = R_I(f_I^i, p_I^i) \quad (13)$$

After n iterations, the final image $I = I_n$ initiates the I2V process.

The I2V process mirrors the T2I process. First, a set of candidate videos is generated by the I2V model pool \mathcal{M}_V :

$$\mathcal{V}_i = \{G_V^k(I, p_V^i), G_V^k \in \mathcal{M}_V, k = 1, 2, \dots, |\mathcal{M}_V|\}. \quad (14)$$

The I2V Evaluator E_V evaluates these candidates according to the video evaluation guide g_V , selects the best one V_i , and provides evaluation result f_V^i . The I2V Refiner R_V updates the I2V prompt and produce the final video V_n after n iterations:

$$[V_i, f_V^i] = E_V(\mathcal{V}_i, g_V), \quad p_V^{i+1} = R_V(f_V^i, p_V^i), \quad V = V_n. \quad (15)$$

The difference is that the I2V process incorporates additional evaluation complexity. The image evaluation guide assesses candidates based on three primary axes: 1) *Visual Quality*: clarity, detail resolution, and aesthetic harmony; 2) *Naturalness*: identifying distortions, anatomical inaccuracies, or proportion inconsistencies; and 3) *Prompt Consistency*: if the image content aligns with the input prompt. In contrast, the video evaluation guide extends these criteria by introducing two additional dimensions: 1) *Subject Consistency*: temporal stability in facial features, attire, hairstyle, and skin tone across frames; and 2) *Dynamics*: the richness, fluidity, and pacing of character movement throughout the clip. Together, the image and video evaluation guides work in concert to enforce the completeness of the final generation.

3.6 generation Stages

The generation stages include: 1) the keyframe generation stage, which comprises the T2I Prompt Generator, T2I Evaluator, and T2I Refiner, responsible for generating the initial reference image for each shot (i.e., the keyframes); 2) the video animation stage, which includes the I2V Prompt Generator, I2V Evaluator, and I2V Refiner, and completes the video shot based on the keyframes; and

Table 2. **Evaluation of Automatic Metrics for Keyframe Generation and video animation.** "T. Flick.", "M. Smooth.", "Sub. Cons.", "Bg. Cons.", "Aesthetic", and "I. Quality" refer to "Temporal Flickering", "Motion Smoothness", "Subject Consistency", "Background Consistency", "Aesthetic Quality", and "Imaging Quality" from metrics in VBench [16], respectively. \uparrow indicates a higher value is more desired. **Bold** indicates the best results.

Method	Keyframe Generation		Video Animation					
	CLIP \uparrow	Inception \uparrow	T. Flick. \uparrow	M. Smooth. \uparrow	Sub. Cons. \uparrow	Bg. Cons. \uparrow	Aesthetic \uparrow	I. Quality \uparrow
VGoT [62]	22.37	8.53	99.00	99.31	98.94	98.74	80.11	64.59
Mora [56]	33.98	12.68	97.32	99.23	95.23	94.88	64.36	71.48
MovieAgent [46]	31.71	10.72	97.07	99.20	93.29	94.51	63.39	71.26
MAViS (ours)	34.22	12.81	99.09	99.53	95.72	96.12	63.17	72.91

Table 3. **User Study on the Performance of Long-Sequence Video Storytelling** (Voting Results). "Narrative", "Visual", "User Align.", "Sub. Cons.", "Sub. Natural.", "Bg. Cons.", and "Bg. Real." refer to "Narrative Expressiveness", "Visual Quality", "User Prompt Alignment", "Subject Consistency", "Character Naturalness", "Background Consistency", and "Background Realism", respectively. \uparrow indicates a higher value is more desired. **Bold** indicates the best results.

Method	Narrative \uparrow	Visual \uparrow	User Align. \uparrow	Sub. Cons. \uparrow	Sub. Natural. \uparrow	Bg. Cons. \uparrow	Bg. Real. \uparrow
VGoT [62]	3.39	3.39	6.79	5.56	3.07	4.14	3.24
Mora [56]	15.18	16.96	13.57	15.77	13.00	13.69	15.29
MovieAgent [46]	9.46	11.79	11.96	12.37	12.27	12.07	10.97
MAViS (ours)	71.96	67.86	67.68	66.31	71.66	70.09	70.50

3) the audio generation stage, which consists of the Voice Designer, Voice Reviewer, and Subtitle Refiner, synthesizes voice-overs and background music aligned with the emotional rhythm of each shot.

First, in the keyframe generation stage, the T2I Prompt Generator uses shot-level elements—*Character*, *Background*, *Character Pose*, *Prop Description*, *Camera Position*, and *Lighting Design*—to construct T2I prompts, which are refined via the same T2I process in Section 3.5, utilizing the T2I model pool and the trained LoRA model, resulting in a set of keyframes $\{I_j \mid j = 1, 2, \dots, N\}$.

Second, in the video animation stage, the I2V Prompt Generator formulates I2V prompts using *Character*, *Background*, *Character Action*, *Prop Description*, *Camera Movement*, and *Lighting Design*. Again, following the same I2V process introduced in Section 3.5, these prompts are used to generate video clips $\{V_j \mid j = 1, 2, \dots, N\}$.

After video animation, voice and music planning are initiated in the audio generation stage based on the 3E principle. The Voice Designer G_A selects background music for the entire script and configures voice IDs and emotional tones for each individual shot. The voice design is then reviewed by the Voice Reviewer E_A , who checks for compliance (e.g., music availability and voice-emotion appropriateness) and provides iterative feedback f_A^i to assist in refinement:

$$S_A^1 = G_A(S), \quad f_A^i = E_A(S_A^i), \quad S_A^{i+1} = G_A(S, f_A^i), \quad S_A = S_A^n. \quad (16)$$

Next, the T2A model G_A generates speech audio for each shot. The Subtitle Refiner R_A shortens the voice-over p_A to fit temporal constraints, ensuring compatibility with video animation:

$$A_j^i = G_A(p_{A,j}^i), \quad p_{A,j}^{i+1} = R_A(p_{A,j}^i; A_j^i, V_j), \quad A_j = A_j^n. \quad (17)$$

Finally, audio tracks are synchronized with video clips to produce the final long-sequence video telling with synchronized visuals and sound: $\hat{V} = \{\{V_j, A_j\} \mid j = 1, 2, \dots, N\}$.

4 EXPERIMENT

To evaluate the performance of MAViS, we compared it with three open-sourced long video generation frameworks and conducted fine-grained ablation studies. Further experimental details and results are provided in the supplementary material.

Implementation Details. All agents in our framework are implemented using AutoGen [45] and powered by GPT-4o [1]. The T2I model pool comprises FLUX.1 [4], Stable Diffusion 3.5 [33], and GPT-Image [29], while the I2V model pool includes Veo2 [10], Gen-3 [35], Gen-4 [36], LUMA [25], HunyuanVideo-I2V [19], and Wan2.1 [2]. We use MUDI [17] for LoRA training and Hailuo [26] for the T2A generation. The maximum number of 3E iterations is set to 4 for script writing, shot designing, and voice designing; 2 for the T2I process; 1 for the I2V process; and 5 for subtitle refining. As the first work targeting end-to-end long-sequence video storytelling, no suitable benchmark dataset exists. Therefore, we constructed a test set of 20 user prompts, each targeting a one-minute video for evaluation. All experiments were conducted on one NVIDIA V100 GPUs.

Metrics. We employ CLIP and Inception Score to evaluate prompt consistency and generation quality in the keyframe generation stage, and use VBench [16] to assess video animation performance. Additionally, a user study is conducted to assess real user preferences and validate the practical effectiveness of frameworks. For all evaluation metrics, higher values indicate better performance.

Baselines. We compare MAViS with three long video generation baselines: VGoT, Mora, and MovieAgent. Among them, Mora and MovieAgent adopt a modular design and are equipped with the same image and video generation models as MAViS, and are also powered by GPT-4o. Since Mora and MovieAgent do not support script generation, we provide them with scripts produced by our script writing stge. For MovieAgent, which requires manual training of LoRA models, we generate character images based on the provided scripts and train LoRA models for each script.

4.1 Performance Comparisons

We evaluate each method via automatic metrics and user study. It's worth noting that MAViS is the only framework that provides multimodal output – videos with narratives and background music.

4.1.1 Automatic Metrics. Table 2 presents the shot-level evaluation results for both keyframe generation and video animation. MAViS achieves the highest scores in CLIP (4.22) and Inception (12.81)

Table 4. **Ablation study on the Structure Reviewer E_{str} , the Content Reviewer E_{con} , and the Style Reviewer E_{sty} .** \uparrow indicates a higher value is more desired. Gray-shaded cells indicate values that are significantly lower than the others.

Ablation	Narrative \uparrow	Visual \uparrow	User Align. \uparrow
w/o E_{str}	13.67	25.67	26.67
w/o E_{con}	32.33	18.67	26.67
w/o E_{sty}	20.00	26.67	20.00
MAViS (ours)	34.00	26.00	26.67

Table 5. **Ablation study of the 3E Principle in the T2I and I2V Processes.** "Natural." refers to the Naturalness score, \uparrow indicates a higher value is more desired. Gray-shaded cells indicate values that are significantly lower.

Ablation	CLIP \uparrow	Inception \uparrow	Natural. \uparrow	Sub. Cons. \uparrow	Dyn. Deg. \uparrow
T2I					
w/o 3E	31.25	10.54	72.00	-	-
w 3E	34.22	12.81	98.00	-	-
I2V					
w/o 3E	32.05	11.22	60.00	3.0	44.58
w 3E	34.53	13.22	92.50	95.72	35.62

scores, attributed to the enhanced T2I quality enabled by the 3E Principle in the T2I process. In video animation, MAViS slightly lags behind VGoT in subject consistency and background consistency but outperforms all baselines in temporal flickering, motion smoothness, and image quality. This is partly because VGoT produces videos with limited dynamics and highly saturated visuals, which improves intra-shot consistency and aesthetic quality but at the cost of realism. Overall, MAViS achieves the best comprehensive performance.

4.1.2 User Study. Table 3 summarizes the voting results from 60 evaluators across multiple aspects of comparison among the baselines. MAViS consistently outperforms all other methods in every evaluation dimension, with an average voting share of 69.44%. This highlights both the effectiveness of our architecture and the critical role of the 3E Principle. Detailed settings of the user study are provided in the supplementary material.

4.2 Ablation Study

We conduct an ablation study to demonstrate the impact of the 3E Principle across different modules of the framework.

4.2.1 Script Writing Guidelines. In the script writing stage, based on the Script Writing Guidelines, the Structure Reviewer focuses on how scenes and shots are segmented and arranged, the Content Reviewer ensures that each shot can fully convey its intended content, and the Style Reviewer oversees global pacing, logical flow, structural coherence, and alignment with user requirements. Table 4 presents the effects of removing each reviewer from the pipeline. As shown, excluding the Structure Reviewer significantly impairs narrative expressiveness, removing the Content Reviewer degrades visual quality, and omitting the Style Reviewer leads to a loss in both narrative alignment and consistency with user intent. Optimal script generation is achieved only when all three reviewers collaborate.

4.2.2 3E Principle in T2I and I2V Processes. Since the evaluators and refiners in both the T2I and I2V processes cannot operate independently, we conduct an ablation study to evaluate the overall impact of the 3E Principle on these modules. The CLIP score, Inception score, Naturalness score (defined as the proportion of generated

Table 6. **Ablation study on the Shot Reviewer E_{shot} , the Voice Reviewer E_A , and the Subtitle Refiner R_A .** "C. Rate" refers to "Compliance Rate". \uparrow indicates a higher value is more desired. Gray-shaded cells indicate values that are significantly lower.

Ablation	C. Rate \uparrow	Ablation	C. Rate \uparrow	Ablation	C. Rate \uparrow
w/o E_{shot}	84.5	w/o E_A	92.0	w/o R_A	56.5
w E_{shot}	100.0	w/o E_A	100.0	w/o R_A	100.0

images or videos that appear physically plausible and naturally rendered), along with Subject Consistency and Dynamic Degree from the VBench metrics, are used to assess key aspects targeted by the T2I and I2V Evaluators—specifically, prompt consistency, visual quality, naturalness, subject consistency, and dynamics. As shown in Table 5, removing the 3E Principle leads to a noticeable drop in performance across both T2I and I2V outputs, particularly in terms of naturalness (72.0 \rightarrow 98.0 in T2I and 60.0 \rightarrow 92.5 in I2V). This highlights the critical role of the 3E Principle in improving generation quality. An exception is observed in the I2V process: the Dynamic Degree is higher without the 3E Principle (44.58 > 35.63). This may be because high-dynamic videos are more prone to physical inconsistencies and instability, leading the agents to favor lower-dynamic, more stable results when guided by the 3E Principle.

4.2.3 Shot Reviewer, Voice Reviewer, and Subtitle Refiner. As related, the Shot Reviewer assesses the completeness of the shot designs, the Voice Reviewer ensures the music availability and voice-emotion appropriateness of voice design, and the Subtitle Refiner shortens voice-over to match the duration limits of video clips. We use Compliance Rate—defined as the proportion of outputs that fully adhere to their respective guidelines—to evaluate the contributions of these agents. As shown in Table 6, removing these agents leads to a noticeable drop in compliance, particularly in voice-over generation, which in turn negatively impacts downstream content generation. These results underscore the necessity of the 3E Principle in shot designing, voice designing, and the speech audio generation.

5 CONCLUSION

In this work, we presented MAViS, a multi-agent end-to-end framework for long-sequence video storytelling. By orchestrating multiple stages within a unified pipeline, MAViS effectively addresses the key limitations of prior approaches — poor assistive capability, limited visual expressiveness, and incomplete outputs. Central to our framework is the 3E Principle (Explore, Examine, Enhance), which enables iterative refinement across all stages, maximizing output quality. Additionally, our proposed Script Writing Guidelines improve compatibility between narrative structure and generative tools. Experimental results validate that MAViS significantly advances the assistive capability, visual quality, and expressiveness of long-sequence video storytelling.

REFERENCES

- [1] Josh Achiam, Steven Adler, Sandhini Agarwal, Lama Ahmad, Ilge Akkaya, Florencia Leoni Aleman, Diogo Almeida, Janko Altschmidt, Sam Altman, Shyamal Anadkat, et al. 2023. Gpt-4 technical report. *arXiv preprint arXiv:2303.08774* (2023).
- [2] Wang Ang and Ai et al. Baole. 2025. Wan: Open and Advanced Large-Scale Video Generative Models. *arXiv preprint arXiv:2503.20314* (2025).

- [3] Rohan Anil, Sebastian Borgeaud, Yonghui Wu, Jean-Baptiste Alayrac, Jiahui Yu, Radu Soricut, Johan Schalkwyk, Andrew M Dai, Anja Hauth, Katie Millican, et al. 2023. Gemini: A family of highly capable multimodal models. *arXiv preprint arXiv:2312.11805* 1 (2023).
- [4] BlackForestLabs. 2023. FLUX. <https://github.com/black-forest-labs/flux>.
- [5] Tom Brown, Benjamin Mann, Nick Ryder, Melanie Subbiah, Jared D Kaplan, Prafulla Dhariwal, Arvind Neelakantan, Pranav Shyam, Girish Sastry, Amanda Askell, et al. 2020. Language models are few-shot learners. *Advances in neural information processing systems* 33 (2020), 1877–1901.
- [6] Rinon Gal, Yuval Alaluf, Yuval Atzmon, Or Patashnik, Amit H Bermano, Gal Chechik, and Daniel Cohen-Or. 2022. An image is worth one word: Personalizing text-to-image generation using textual inversion. *arXiv preprint arXiv:2208.01618* (2022).
- [7] Songwei Ge, Thomas Hayes, Harry Yang, Xi Yin, Guan Pang, David Jacobs, Jia-Bin Huang, and Devi Parikh. 2022. Long video generation with time-agnostic vgan and time-sensitive transformer. In *European Conference on Computer Vision*. Springer, 102–118.
- [8] GenmoTeam. 2024. Mochi 1. <https://github.com/genmoai/models>.
- [9] Rohit Girdhar, Mannat Singh, Andrew Brown, Quentin Duval, Samaneh Azadi, Sai Saketh Rambhatla, Akbar Shah, Xi Yin, Devi Parikh, and Ishan Misra. 2023. Emu video: Factorizing text-to-video generation by explicit image conditioning. *arXiv preprint arXiv:2311.10709* (2023).
- [10] DeepMind Google. 2024. Veo-2. <https://deepmind.google/technologies/veo/veo-2/>
- [11] Yuwei Guo, Ceyuan Yang, Ziyang Yang, Zhibei Ma, Zhijie Lin, Zhenheng Yang, Dahua Lin, and Lu Jiang. 2025. Long context tuning for video generation. *arXiv preprint arXiv:2503.10589* (2025).
- [12] Tiankai Hang, Shuyang Gu, Dong Chen, Xin Geng, and Baining Guo. 2024. CCA: Collaborative Competitive Agents for Image Editing. *arXiv preprint arXiv:2401.13011* (2024).
- [13] Yingqing He, Tianyu Yang, Yong Zhang, Ying Shan, and Qifeng Chen. 2022. Latent video diffusion models for high-fidelity long video generation. *arXiv preprint arXiv:2211.13221* (2022).
- [14] Roberto Henschel, Levon Khachatryan, Daniil Hayrapetyan, Hayk Poghosyan, Vahram Tadevosyan, Zhangyang Wang, Shant Navasardyan, and Humphrey Shi. 2024. Streamingt2v: Consistent, dynamic, and extendable long video generation from text. *arXiv preprint arXiv:2403.14773* (2024).
- [15] Sirui Hong, Xianwu Zheng, Jonathan Chen, Yuheng Cheng, Jinlin Wang, Ceyao Zhang, Zili Wang, Steven Ka Shing Yau, Zijuan Lin, Liyang Zhou, et al. 2023. Metagpt: Meta programming for multi-agent collaborative framework. *arXiv preprint arXiv:2308.00352* (2023).
- [16] Ziqi Huang, Yinan He, Jiahuo Yu, Fan Zhang, Chenyang Si, Yuming Jiang, Yuanhan Zhang, Tianxing Wu, Qingyang Jin, Nattapol Chanpaisit, Yaohui Wang, Xinyuan Chen, Limin Wang, Dahua Lin, Yu Qiao, and Ziwei Liu. 2024. VBench: Comprehensive Benchmark Suite for Video Generative Models. In *Proceedings of the IEEE/CVF Conference on Computer Vision and Pattern Recognition*.
- [17] Sangwon Jang, Jaehyeong Jo, Kimin Lee, and Sung Ju Hwang. 2024. Identity Decoupling for Multi-Subject Personalization of Text-to-Image Models. In *The Thirty-eighth Annual Conference on Neural Information Processing Systems*. <https://openreview.net/forum?id=tEeVPDaf>
- [18] KlingAI. 2024. Kling-V1.5. <https://klingai.com>
- [19] Weijie Kong, Qi Tian, Zijian Zhang, Rox Min, Zuozhuo Dai, Jin Zhou, Jiangfeng Xiong, Xin Li, Bo Wu, Jianwei Zhang, et al. 2024. HunyuanVideo: A Systematic Framework For Large Video Generative Models. *arXiv preprint arXiv:2412.03603* (2024).
- [20] Guohao Li, Hasan Hammoud, Hani Itani, Dmitrii Khizbullin, and Bernard Ghanem. 2023. Camel: Communicative agents for "mind" exploration of large language model society. *Advances in Neural Information Processing Systems* 36 (2023), 51991–52008.
- [21] Yitong Li, Zhe Gan, Yelong Shen, Jingjing Liu, Yu Cheng, Yuexin Wu, Lawrence Carin, David Carlson, and Jianfeng Gao. 2019. Storygan: A sequential conditional gan for story visualization. In *Proceedings of the IEEE/CVF conference on computer vision and pattern recognition*. 6329–6338.
- [22] Xinyao Liao, Xianfang Zeng, Liao Wang, Gang Yu, Guosheng Lin, and Chi Zhang. 2025. MotionAgent: Fine-grained Controllable Video Generation via Motion Field Agent. *arXiv preprint arXiv:2502.03207* (2025).
- [23] Chang Liu, Haoning Wu, Yujie Zhong, Xiaoyun Zhang, Yanfeng Wang, and Weidi Xie. 2024. Intelligent Grimm-Open-ended Visual Storytelling via Latent Diffusion Models. In *Proceedings of the IEEE/CVF Conference on Computer Vision and Pattern Recognition*. 6190–6200.
- [24] Shilong Liu, Hao Cheng, Haotian Liu, Hao Zhang, Feng Li, Tianhe Ren, Xueyan Zou, Jianwei Yang, Hang Su, Jun Zhu, et al. 2025. Llava-plus: Learning to use tools for creating multimodal agents. In *European Conference on Computer Vision*. Springer, 126–142.
- [25] Luma. 2024. Dream Machine. <https://lumalabs.ai>
- [26] MiniMax. 2024. HailuoAI. <https://hailuoai.com/video>
- [27] The ModelScopeTeam. 2023. ModelScope: bring the notion of Model-as-a-Service to life. <https://github.com/modelscope/modelscope>
- [28] OpenAI. 2024. Creating video from text. <https://openai.com/sora>
- [29] OpenAI. 2025. GPT Image - OpenAI Platform. <https://platform.openai.com/docs/guides/image-generation?image-generation-model=gpt-image-1> Accessed: 2025-04-30.
- [30] Joon Sung Park, Joseph C O'Brien, Carrie J Cai, Meredith Ringel Morris, Percy Liang, and Michael S Bernstein. 2023. Generative agents: Interactive simulacra of human behavior. *ArXiv. arXiv preprint arXiv:2304.03442* (2023).
- [31] Tanzila Rahman, Hsin-Ying Lee, Jian Ren, Sergey Tulyakov, Shweta Mahajan, and Leonid Sigal. 2023. Make-a-story: Visual memory conditioned consistent story generation. In *Proceedings of the IEEE/CVF Conference on Computer Vision and Pattern Recognition*. 2493–2502.
- [32] Aditya Ramesh, Mikhail Pavlov, Gabriel Goh, Scott Gray, Chelsea Voss, Alec Radford, Mark Chen, and Ilya Sutskever. 2021. Zero-shot text-to-image generation. In *International conference on machine learning*. Pmlr, 8821–8831.
- [33] Robin Rombach, Andreas Blattmann, Dominik Lorenz, Patrick Esser, and Björn Ommer. 2022. High-resolution image synthesis with latent diffusion models. In *Proceedings of the IEEE/CVF conference on computer vision and pattern recognition*. 10684–10695.
- [34] Nataniel Ruiz, Yuanzhen Li, Varun Jampani, Yael Pritch, Michael Rubinstein, and Kfir Aberman. 2023. Dreambooth: Fine tuning text-to-image diffusion models for subject-driven generation. In *Proceedings of the IEEE/CVF conference on computer vision and pattern recognition*. 22500–22510.
- [35] Runway. 2024. Gen-3. <https://runwayml.com/research/introducing-gen-3-alpha>
- [36] Runway. 2024. Gen-4. <https://runwayml.com/research/introducing-runway-gen-4>
- [37] Hugo Touvron, Thibaut Lavril, Gautier Izacard, Xavier Martinet, Marie-Anne Lachaux, Timothée Lacroix, Baptiste Rozière, Naman Goyal, Eric Hambro, Faisal Azhar, et al. 2023. Llama: Open and efficient foundation language models. *arXiv preprint arXiv:2302.13971* (2023).
- [38] Hugo Touvron, Louis Martin, Kevin Stone, Peter Albert, Amjad Almahairi, Yasmine Babaei, Nikolay Bashlykov, Soumya Batra, Prajwal Bhargava, Shrutie Bhosale, et al. 2023. Llama 2: Open foundation and fine-tuned chat models. *arXiv preprint arXiv:2307.09288* (2023).
- [39] Jiuniu Wang, Zehua Du, Yuyuan Zhao, Bo Yuan, Kexiang Wang, Jian Liang, Yaxi Zhao, Yihen Lu, Gengliang Li, Junlong Gao, et al. 2024. AesopAgent: Agent-driven Evolutionary System on Story-to-Video Production. *arXiv preprint arXiv:2403.07952* (2024).
- [40] Yaohui Wang, Xinyuan Chen, Xin Ma, Shangchen Zhou, Ziqi Huang, Yi Wang, Ceyuan Yang, Yinan He, Jiahuo Yu, Peiqing Yang, et al. 2024. LAVIE: High-Quality Video Generation with Cascaded Latent Diffusion Models. *IJCV* (2024).
- [41] Yaohui Wang, Xin Ma, Xinyuan Chen, Cunjian Chen, Antitza Dantcheva, Bo Dai, and Yu Qiao. 2024. Leo: Generative latent image animator for human video synthesis. *International Journal of Computer Vision* (2024), 1–13.
- [42] Zihao Wang, Shaofei Cai, Anji Liu, Yonggang Jin, Jinbing Hou, Bowei Zhang, Haowei Lin, Zhao Feng He, Zilong Zheng, Yaodong Yang, et al. 2024. Jarvis-1: Open-world multi-task agents with memory-augmented multimodal language models. *IEEE Transactions on Pattern Analysis and Machine Intelligence* (2024).
- [43] Zhenyu Wang, Aoxue Li, Zhenguo Li, and Xihui Liu. 2024. Genartist: Multimodal llm as an agent for unified image generation and editing. *arXiv preprint arXiv:2407.05600* (2024).
- [44] Wenming Wen, Ruoyu Feng, Yanhui Wang, Qi Dai, Chunyu Wang, Dacheng Yin, Zhiyuan Zhao, Kai Qiu, Jianmin Bao, Yuhui Yuan, et al. 2024. ART-V: Auto-Regressive Text-to-Video Generation with Diffusion Models. In *Proceedings of the IEEE/CVF Conference on Computer Vision and Pattern Recognition*. 7395–7405.
- [45] Qingyun Wu, Gagan Bansal, Jieyu Zhang, Yiran Wu, Beibin Li, Erkang Zhu, Li Jiang, Xiaoyun Zhang, Shaokun Zhang, Jiale Liu, et al. 2024. AutoGen: Enabling Next-Gen LLM Applications via Multi-Agent Conversations. In *First Conference on Language Modeling*.
- [46] Weijia Wu, Zeyu Zhu, and Mike Zheng Shou. 2025. Automated Movie Generation via Multi-Agent CoT Planning. *arXiv preprint arXiv:2503.07314* (2025).
- [47] Zhifei Xie, Daniel Tang, Dingwei Tan, Jacques Klein, Tegawend F Bissyand, and Saad Ezzini. 2024. Dreamfactory: Pioneering multi-scene long video generation with a multi-agent framework. *arXiv preprint arXiv:2408.11788* (2024).
- [48] Jinbo Xing, Menghan Xia, Yong Zhang, Haoxin Chen, Wangbo Yu, Hanyuan Liu, Gongye Liu, Xintao Wang, Ying Shan, and Tien-Tsin Wong. 2025. Dynamicrafter: Animating open-domain images with video diffusion priors. In *European Conference on Computer Vision*. Springer, 399–417.
- [49] Tao Xu, Pengchuan Zhang, Qiuyuan Huang, Han Zhang, Zhe Gan, Xiaolei Huang, and Xiaodong He. 2018. AttnGAN: Fine-grained text to image generation with attentional generative adversarial networks. In *Proceedings of the IEEE conference on computer vision and pattern recognition*. 1316–1324.
- [50] Deshun Yang, Luhui Hu, Yu Tian, Zihao Li, Chris Kelly, Bang Yang, Cindy Yang, and Yuexian Zou. 2024. WorldGPT: a Sora-inspired video AI agent as Rich world models from text and image inputs. *arXiv preprint arXiv:2403.07944* (2024).

- [51] Hui Yang, Sifu Yue, and Yunzhong He. 2023. Auto-gpt for online decision making: Benchmarks and additional opinions. *arXiv preprint arXiv:2306.02224* (2023).
- [52] Shuai Yang, Yuying Ge, Yang Li, Yukang Chen, Yixiao Ge, Ying Shan, and Yingcong Chen. 2024. Seed-story: Multimodal long story generation with large language model. *arXiv preprint arXiv:2407.08683* (2024).
- [53] Zhengyuan Yang, Linjie Li, Jianfeng Wang, Kevin Lin, Ehsan Azarnasab, Faisal Ahmed, Zicheng Liu, Ce Liu, Michael Zeng, and Lijuan Wang. 2023. MM-REACT: Prompting ChatGPT for Multimodal Reasoning and Action. *arXiv:2303.11381 [cs.CV]* <https://arxiv.org/abs/2303.11381>
- [54] Da Yin, Faeze Brahman, Abhilasha Ravichander, Khyathi Chandu, Kai-Wei Chang, Yejin Choi, and Bill Yuchen Lin. 2023. Lumos: Learning agents with unified data, modular design, and open-source llms. In *ICLR 2024 Workshop on Large Language Model (LLM) Agents*.
- [55] Shengming Yin, Chenfei Wu, Huan Yang, Jianfeng Wang, Xiaodong Wang, Minheng Ni, Zhengyuan Yang, Linjie Li, Shuguang Liu, Fan Yang, et al. 2023. Nuwa-xl: Diffusion over diffusion for extremely long video generation. *arXiv preprint arXiv:2303.12346* (2023).
- [56] Zhengqing Yuan, Yixin Liu, Yihan Cao, Weixiang Sun, Haolong Jia, Ruoxi Chen, Zhaoxu Li, Bin Lin, Li Yuan, Lifang He, et al. 2024. Mora: Enabling generalist video generation via a multi-agent framework. *arXiv preprint arXiv:2403.13248* (2024).
- [57] Han Zhang, Tao Xu, Hongsheng Li, Shaoting Zhang, Xiaogang Wang, Xiao lei Huang, and Dimitris N Metaxas. 2017. Stackgan: Text to photo-realistic image synthesis with stacked generative adversarial networks. In *Proceedings of the IEEE international conference on computer vision*. 5907–5915.
- [58] Shiwei Zhang, Jiayu Wang, Yingya Zhang, Kang Zhao, Hangjie Yuan, Zhiwu Qin, Xiang Wang, Deli Zhao, and Jingren Zhou. 2023. I2vgen-xl: High-quality image-to-video synthesis via cascaded diffusion models. *arXiv preprint arXiv:2311.04145* (2023).
- [59] Zhuosheng Zhang and Aston Zhang. 2024. You Only Look at Screens: Multimodal Chain-of-Action Agents. *arXiv:2309.11436 [cs.CL]* <https://arxiv.org/abs/2309.11436>
- [60] Canyu Zhao, Mingyu Liu, Wen Wang, Weihua Chen, Fan Wang, Hao Chen, Bo Zhang, and Chunhua Shen. 2024. Moviedreamer: Hierarchical generation for coherent long visual sequence. *arXiv preprint arXiv:2407.16655* (2024).
- [61] Boyuan Zheng, Boyu Gou, Jihyung Kil, Huan Sun, and Yu Su. 2024. Gpt-4v (ision) is a generalist web agent, if grounded. *arXiv preprint arXiv:2401.01614* (2024).
- [62] Mingzhe Zheng, Yongqi Xu, Haojian Huang, Xuran Ma, Yexin Liu, Wenjie Shu, Yatian Pang, Feilong Tang, Qifeng Chen, Harry Yang, et al. 2025. VideoGen-of-Thought: Step-by-step generating multi-shot video with minimal manual intervention. *arXiv preprint arXiv:2503.15138* (2025).

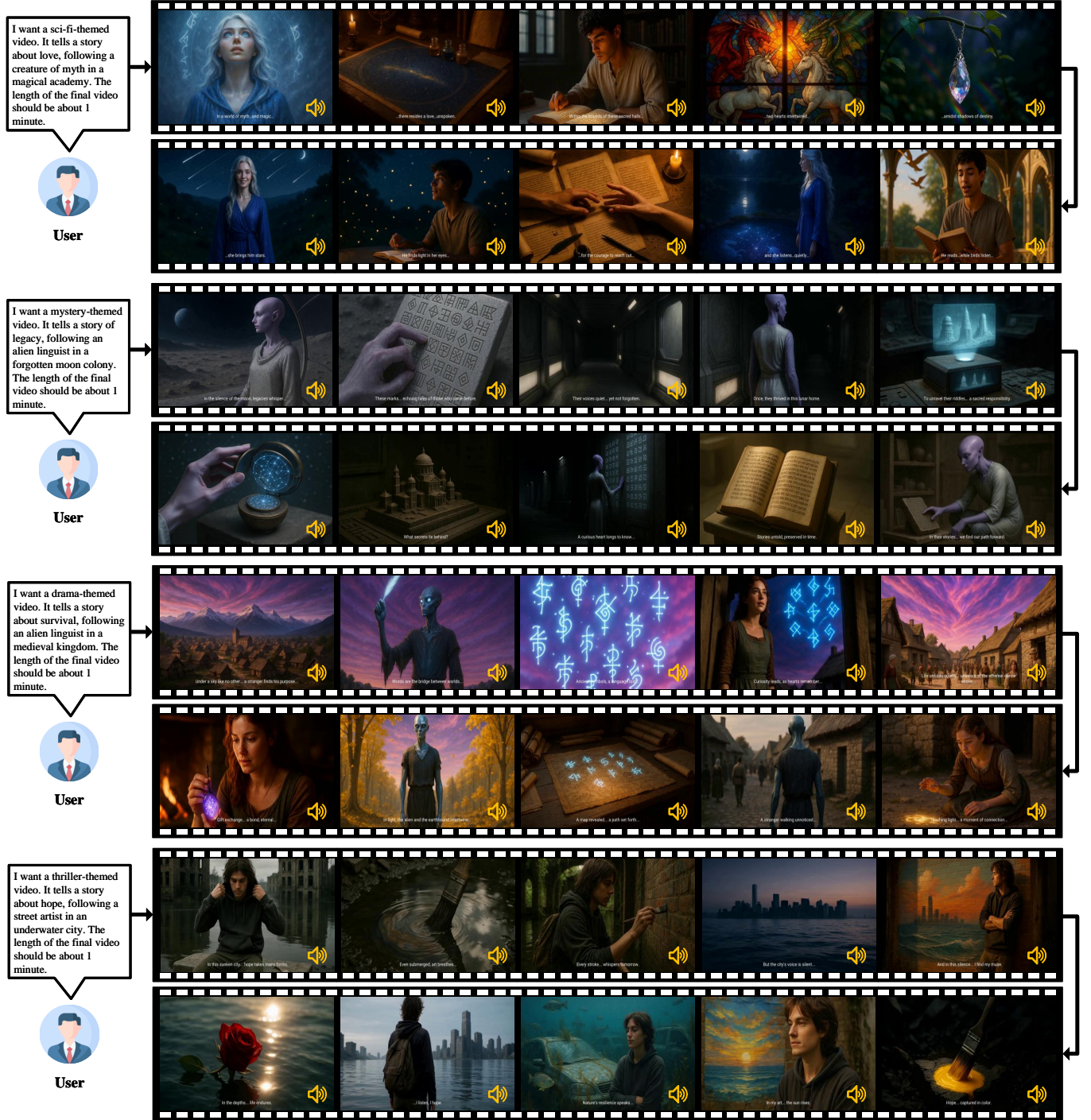


Fig. 3. More samples generated by MAVIS framework.




Fig. 4. More samples generated by MAViS framework.