

Improving Merge Pipeline Throughput in Continuous Integration via Pull Request Prioritization

Maximilian Jungwirth
BMW Group, University of Passau
Munich, Germany
maximilian.jungwirth@bmw.de

Martin Gruber
BMW Group
Munich, Germany
martin.gr.gruber@bmw.de

Gordon Fraser
University of Passau
Passau, Germany
gordon.fraser@uni-passau.de

Abstract—Integrating changes into large monolithic software repositories is a critical step in modern software development that substantially impacts the speed of feature delivery, the stability of the codebase, and the overall productivity of development teams. To ensure the stability of the main branch, many organizations use merge pipelines that test software versions before the changes are permanently integrated. However, the load on merge pipelines is often so high that they become bottlenecks, despite the use of parallelization. Existing optimizations frequently rely on specific build systems, limiting their generalizability and applicability. In this paper we propose to optimize the order of PRs in merge pipelines using practical build predictions utilizing only historical build data, PR metadata, and contextual information to estimate the likelihood of successful builds in the merge pipeline. By dynamically prioritizing likely passing PRs during peak hours, this approach maximizes throughput when it matters most. Experiments conducted on a real-world, large-scale project demonstrate that predictive ordering significantly outperforms traditional first-in-first-out (FIFO), as well as non-learning-based ordering strategies. Unlike alternative optimizations, this approach is agnostic to the underlying build system and thus easily integrable into existing automated merge pipelines.

Index Terms—Continuous Integration, Merge Pipelines, Build Prediction.

I. INTRODUCTION

Monorepos have gained substantial popularity among software engineering teams as they facilitate easy code sharing and thus reduce code duplication; they provide centralized third-party dependency management, mitigating the complexities of dependency hell; and they create a linear version history, which supports reproducible integration testing and simplifies the identification of changes that introduced faults [1]–[5]. However, the centralized nature of monorepos also introduces significant risks. A critical requirement for successful monorepo usage is maintaining a “green” mainline branch, where all builds pass successfully [6]. When developers branch off from a broken mainline, they may find themselves fixing the same issues repeatedly—issues that they did not introduce—leading to wasted effort and reduced overall efficiency.

Continuous integration (CI) practices address this challenge. However, traditional pre-merge testing that runs on feature branches does not guarantee that the same tests are still passing after the merge, as it neglects conflicts between concurrent changes happening on the mainline branch after the initial branch-off point. This limitation has led to the development of

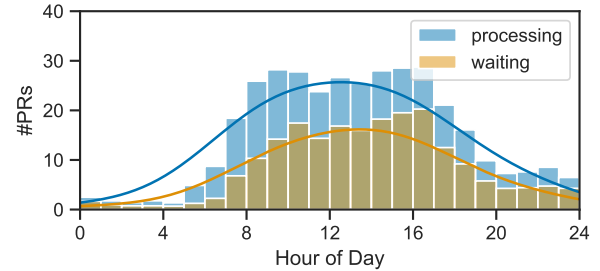


Figure 1: Average number of processing and waiting PRs in the merge pipelines of our case study throughout a day.

merge pipelines, which test incoming changes as they will be merged. Merge pipelines have been adopted by large organizations (Uber [6], AirBnB [7], Aviator [8]) and are supported by various CI systems (GitLab [9], GitHub [10], Zuul [11]).

While merge pipelines help maintaining a green mainline, they introduce new challenges. In large organizations, hundreds or even thousands of changes need to be merged every day, all passing through the merge pipeline, making it a potential bottleneck [6]. Resulting delays are especially costly during business hours when developer activity is at its peak (see Fig. 1).

Existing merge pipeline optimizations are often limited by the success rate of builds or require deep integration with the build system [6], which is why we propose a novel, build tool-agnostic approach that improves existing merge pipelines by delaying likely failing pull requests (PRs) when it matters most (i.e., during periods of peak developer activity) to increase throughput. We operationalize this approach using a predictive model that leverages historical build data, PR metadata, and contextual information to estimate the likelihood of a successful build in the merge pipeline for each PR. By prioritizing PRs based on their predicted success probability, our approach minimizes failed builds and enhances throughput, particularly under high developer activity, when delays and bottlenecks are most impactful. The approach itself is not tied to peak activity times, however its benefits are most prominent during these periods. Likely failing PRs need to be processed differently; as a simple initial mitigation we delay them to non-business hours, ensuring they are handled overnight when feedback times are not crucial, however, other strategies also are conceivable.

Our contributions include:

- A detailed analysis of existing merge pipeline systems, which have emerged in practice but have received limited attention in research, and their potential limitations.
- The design and implementation of a probabilistic model for predicting build outcomes in a merge pipeline context to optimize throughput during business hours.
- A snapshot- and simulation-based evaluation of our predictive ordering method against traditional first-in-first-out (FIFO) approach and non-learning based ordering.

The results of the evaluation show significant improvements of the pipeline throughput, which contributes to the overall goal of increasing developer productivity.

II. MERGE PIPELINES

Among the different stages in the CI process, merging is especially critical. Once a PR is approved and ready to be integrated, it is vital to ensure not only compatibility against the main branch but also against other PRs that may be merged before the current one. In high-velocity development environments, multiple PRs are often processed and merged nearly at the same time. High-velocity development environments are therefore facing the challenge that the integration of one PR can potentially affect the outcome of others. Ensuring that all such changes are compatible is essential to maintaining stability in the main branch. This requires testing new changes in the exact context in which they would be merged, i.e., a merge pipeline [6], [9]–[11]. Such testing guarantees that pre-merge checks are not broken by concurrently tested PRs, i.e., the mainline of the codebase remains stable at all time.

The simplest way to implement a merge pipeline is to sequentially test every incoming PR against the current head, wait until it finishes, merge it or reject it, and then proceed with the next one. However, this method proves ineffective in fast-paced environments with long pipeline execution times. For example, the monorepo containing BMW’s driving dynamics and autonomous driving software stack, which has an average testing time of 60 minutes per PR, meaning that a sequential merge pipeline would only allow merging 24 PRs per day. This is far too low compared to the daily churn rate of approximately 400 PRs awaiting merging. To handle this high volume of changes efficiently, some form of optimization is necessary to improve the throughput and scalability of the merge pipeline.

A. Parallelization in Merge Pipelines

To address the limitations of sequential testing in fast-paced development environments, practitioners have developed horizontal and vertical parallelizations for merge pipelines.

1) *Vertical Parallelization*: Vertical parallelization refers to concurrent testing of multiple PRs by stacking potential integration states on top of each other. The stacking can be further split into optimistic and pessimistic vertical parallelization.

a) *Optimistic Vertical Parallelization*: The CI system assumes that all pending changes in the merge pipeline will succeed [9]–[11]. Figure 2 visualizes optimistic vertical parallelization. In this setup, the merge pipeline assumes that

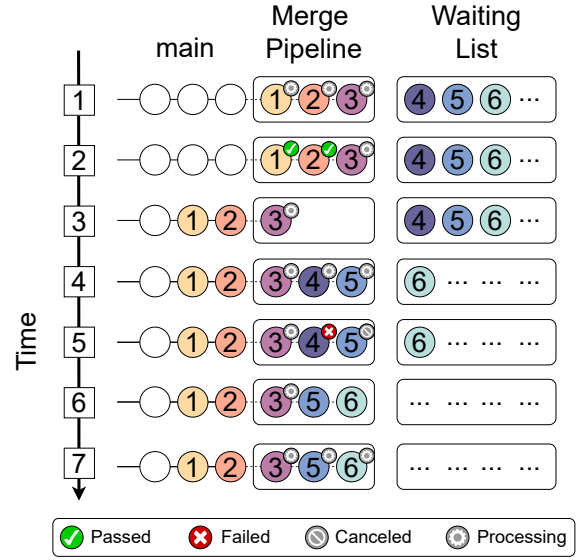


Figure 2: Illustration of optimistic vertical parallelization in a merge pipeline. Each PR speculates on the success of preceding PRs, leading to cascading failures when a PR fails.

changes will integrate successfully until proven otherwise. At [1] (time step one in Fig. 2), the system processes $PR1$, $PR2$, and $PR3$ in the pipeline. All three PRs run their respective test steps concurrently while speculating on the success of previous PRs (marked by dashed lines in Fig. 2). The system creates speculative integration states for $PR1$, $PR2$, and $PR3$. $PR1$ merges onto the current head of the main branch and executes its build and test steps. $PR2$ assumes that $PR1$ will integrate successfully and tests itself on a speculative integration state, which includes $PR1$ merged onto the main branch. Similarly, $PR3$ assumes the success of both $PR1$ and $PR2$ and tests itself on a speculative integration state that merges both preceding PRs onto the main branch. At [2], $PR1$ and $PR2$ complete their test steps successfully and clear the way for merging into the main branch at [3]. $PR3$ continues its test steps without interruption, as already speculated on the success of $PR1$ and $PR2$. At [4], the system enqueues $PR4$ and $PR5$, which start their processing in the available slots. These PRs assume the success of all preceding PRs as well, including $PR3$. At [5], $PR4$ fails its test steps, which triggers a cascading effect (which we call a *merge pipeline reset*). The pipeline cancels all the speculative integration states which speculated on the success of $PR4$, namely $PR5$. At [6], the system dequeues $PR4$ from the pipeline due to its failure. The system reschedules $PR5$ to restart its processing from scratch and speculates only on the success of $PR3$. Additionally, the system enqueues $PR6$ into the newly available processing slot to continue the pipeline’s progress. $PR3$ remains unaffected by the failure of $PR4$ and continues its test steps without interruption, as it did not speculate on the success of $PR4$. At [7], the pipeline resumes normal operations as $PR5$ and $PR6$ actively process. Real-world merge pipelines

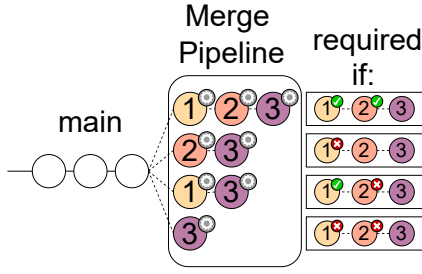


Figure 3: Illustration of fallback integration states in a merge pipeline. By precomputing integration states that account for potential PR failures, the system mitigates cascading failures and reduces latency, but at the cost of increased resource consumption.

typically have more processing slots than the three shown in the example, emphasizing how failures can have severe cascading effects, especially in environments with high failure rates or long-running pipeline executions [6].

b) Pessimistic Vertical Parallelization: Depending on the outcomes of the three PRs in the above example, Fig. 3 illustrates all possible integration states that the merge pipeline might execute for *PR1*, *PR2*, and *PR3*. To mitigate cascading effects of failures in merge pipelines, Uber [6] proposed to maintain fallback integration states and to process them concurrently. This involves speculating not only on the successful integration of all PRs in the pipeline, but also accounting for scenarios where some PRs fail (as shown in Fig. 3). Each fallback path represents a distinct speculative integration state. For example, in Fig. 3, the system precomputes and maintains all fallback states concurrently. If *PR1* fails, the pipeline immediately transitions to an integration state excluding *PR1* (i.e., the states that include *PR2* and *PR3*, or, if *PR2* also fails, the state with only *PR3*). By maintaining fallbacks, the system reduces latency and improves throughput by avoiding to restart the merge pipeline from scratch in the event of a failure.

However, this strategy introduces the risk of resource inefficiency, as fallback states that are precomputed but ultimately unused consume unnecessary computational resources. For instance, in Fig. 3, if *PR1*, *PR2*, and *PR3* all pass in the merge pipeline, the system only requires the three integration states speculatively stacked onto each other. Any additional precomputed integration states waste valuable resources. This inefficiency becomes apparent when comparing the three concurrently running builds in Fig. 2 at time step two to the eight concurrently running builds in Fig. 3. The system must carefully balance the number of fallback paths with the availability of computational resources and the typical failure patterns observed in the repository [6].

2) Horizontal Parallelization: While vertical parallelization processes multiple PRs by speculating on their pipeline results, horizontal parallelization aims to increase throughput by processing independent changes in parallel. This parallelization can be achieved in a static or dynamic manner.

a) Static Horizontal Parallelization: The simplest way of implementing horizontal parallelization is to statically define multiple merge pipelines along the repository structure (e.g., modules or projects). By doing so, changes within different parts of the code can progress independently, reducing contention and improving throughput for unrelated changes. Statically split pipelines maintain a consistent structure, which simplifies management and monitoring. However, this method may not optimally handle cross-cutting changes (e.g., cross-project breakages might slip through) or fluctuations in project activity levels (e.g., heavy load on an individual merge pipeline).

b) Dynamic Horizontal Parallelization: To overcome the limitations of static horizontal parallelization, an alternative is to dynamically test PRs independently based on their affected components or build targets. This strategy requires a build system that organizes the software into targets, representing collections of source files and their dependencies that collectively produce one or more executables (i.e., a test) [6]. Using this structure, the system constructs an acyclic dependency graph to execute the build targets of a software system in topological order, ensuring that build actions remain hermetic and consistent [6]. Dynamic testing of PRs begins by analyzing the affected build targets of incoming PRs, such as modified source files or dependencies. The system then evaluates PRs independently based on whether their affected targets overlap. If two PRs do not overlap in their affected areas, the system tests them without speculating on the outcome of other PRs.

This approach enables fine-grained parallelization and dynamically adapts to changing development patterns, thereby improving merge pipeline efficiency. For example, consider *PR1*, *PR2*, and *PR3*. If the dependency analysis identifies that *PR1* and *PR2* are independent, the system tests them in parallel without speculating on the outcome of the preceding PRs. As shown in Fig. 4 on the left, the system tests *PR1* and *PR2* independently. If *PR1* fails, the system reschedules only *PR3*, which depends on *PR1*. In contrast, when not performing independent testing (depicted on the right of Fig. 4), the failure of *PR1* would require rescheduling both *PR2* and *PR3*, as their integration states would depend on the outcome of *PR1*. However, implementing this strategy requires a build infrastructure capable of performing detailed dependency analysis, which may not be available in all environments. Additionally, the efficiency of this approach depends on the quality of the dependency definitions (which must remain minimal) and the granularity of the individual build targets.

B. Existing Merge Pipeline Systems

Several CI systems have implemented merge pipelines and their optimizations to address the challenges of high-velocity development environments. GitHub’s merge queue and GitLab’s merge train features support vertical parallelization with a configurable static window size [9], [10]. This allows for speculative merging and testing of multiple PRs simultaneously, improving throughput while maintaining build stability.

Zuul [11] uses a dynamic algorithm that adapts the window size to the current success rate of changes. This approach—

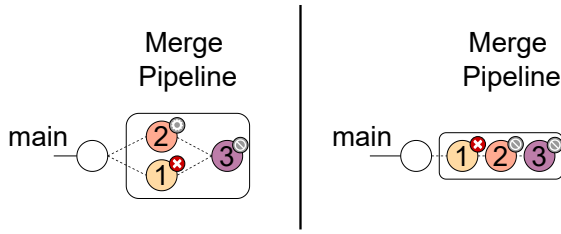


Figure 4: Comparison of PR testing strategies: (Left) Dynamic approach independently tests non-overlapping PRs using dependency analysis, minimizing rescheduling. (Right) Without dependency analysis, PR failures lead to unnecessary rescheduling of dependent and independent PRs.

inspired by the Transmission Control Protocol’s flow control mechanism—aims to minimize resource waste and increase throughput [11]. It initializes the window to a default value, which is increased by a fixed value for each successfully merged change, up to a predefined ceiling. When a PR fails its testing steps, the system halves the window size down to a predefined floor. This dynamic adjustment allows the window to contract rapidly when changes begin to fail and expand gradually as they succeed. Zuul [11] additionally enables distributing load horizontally into project-specific merge pipelines.

While these generic solutions improve throughput by processing multiple PRs in parallel (optimistic vertical parallelization) or by allowing the setup of multiple pipelines (static horizontal parallelization), their overall throughput is constrained by window sizes and PR success rates. These limitations can cause suboptimal performance in fast-paced environments with fluctuating workloads or high failure rates.

More tailored systems, as Uber’s SubmitQueue [6], implement a comprehensive approach to merge pipeline optimization using both pessimistic vertical and dynamic horizontal parallelization based on predictive modeling and conflict analysis on targets in the build graph. SubmitQueue performs conflict analysis based on build targets to determine which PRs or groups of PRs can be tested independently. Additionally, it uses machine learning to speculate on the pruned paths within the merge pipeline that are most likely to succeed. This probabilistic approach increases throughput and minimizes resource waste by scheduling the paths that are likely to succeed. Uber further improved their system by allowing smaller PRs to bypass larger ones, utilizing the commutativity of builds [12] and enhancing scheduling based on predicted build times [13]. AirBnB’s Evergreen system also uses optimistic vertical parallelization in combination with horizontal dynamic parallelization to test independent changes concurrently [7]. Aviator, building on top of Uber’s SubmitQueue [6], introduced a threshold to cut off speculations that are not worth building [8].

These sophisticated systems apply advanced techniques like predictive modeling based on build tool features and conflict analysis. However, these approaches rely heavily on strong assumptions about the build system, such as consistent build graph structures and the ability to precisely analyze

conflicts between PRs. The assumption that such information is available may not hold for more general or heterogeneous build systems, limiting the applicability of such solutions. Furthermore, adopting Uber’s approach may require a complete overhaul of existing CI infrastructure, as it depends on a deep integration of a sophisticated build systems. This reduces its accessibility for organizations that rely on standard CI tools and those unable to invest in significant infrastructure changes.

In contrast, the approach presented in this study achieves significant improvements in throughput without requiring substantial changes to existing CI systems. By leveraging predictive modeling using widely available, language-agnostic, information, our method avoids relying on rigid assumptions about the build system, making it more broadly applicable and easier to integrate into standard CI practices.

III. PRIORITIZE: PREDICTIVE PRIORITIZATIONS IN MERGE PIPELINES

To address the limitations (e.g., deep integration of sophisticated build systems) of existing merge pipeline optimizations, we propose a novel, practical approach that reorders PRs within the merge pipeline in order to increase throughput by prioritizing PRs that are likely to pass. This strategy, called *PRIoritize*, aims to optimize pipeline throughput during peak activity periods—the time when high throughputs in merge pipelines are most needed—by dynamically adjusting the scheduling of PRs. Rather than relying on static configurations or requiring complete infrastructure overhauls, our approach integrates easily into existing CI systems and focuses on improving efficiency during high developer activity.

The core idea of our approach is to prioritize PRs with a higher probability of success and deprioritize those likely to fail. By doing so, we reduce the risk of pipeline resets and cascading delays, ensuring that successful changes are integrated promptly. During peak developer activity, when the volume of incoming PRs is highest, our system reserves pipeline capacity for PRs with a lower failure likelihood. Waiting PRs are ranked based on their failure likelihood. When k spots become available in the merge pipeline, the k waiting PRs with the lowest failure likelihood are inserted into the merge pipeline. Typically, merge pipelines complete one at a time, and the system checks for available free slots. However, in scenarios where the window size increases or due to infrastructure-related issues, it is possible for multiple builds to finish simultaneously, resulting in more than one slot becoming available. By prioritizing likely passing changes, the system reduces delays, improves developer productivity, and minimizes disruptions caused by pipeline resets. Conversely, PRs with higher failure likelihood scores are processed during off-peak hours.

Likely failing PRs can of course be handled in different ways; in this paper we reorder likely failing PRs to process them during off-peak hours. This approach is straightforward, enables systematic experimentation through simulations, and aligns with scenarios like that of BMW, where peak and off-peak hours are well-defined. To avoid that developers of likely failing builds might experience longer wait times, we propose investigating

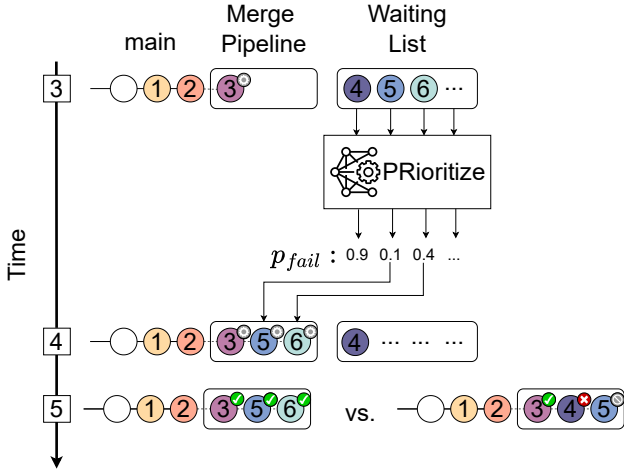


Figure 5: Illustration of the *PRioritize* approach, showcasing its ability to optimize pipeline throughput by strategically selecting PRs based on failure likelihood scores.

additional mechanisms, such as giving developers the option to re-review their PRs in the context of the updated mainline and resubmitting them to the pre-merge CI pipeline, or using explainable AI methods to provide insights into what causes PRs to be predicted to fail. This would address potential problems proactively, reducing delays in subsequent processing cycles. Importantly, even with poor model performance, the worst-case scenario is not a broken main branch but merely longer waiting times for some developers, since all changes are still individually tested. This can be continuously monitored and evaluated, allowing for quick response by disabling the approach and reverting. By introducing *PRioritize*, we aim to establish a baseline for future research in this field, such as on other means to treat likely failing PRs.

The advantages of the prioritization are exemplified in Fig. 2 at [3] (time step three). At this point, *PR1* and *PR2* successfully merge, creating two available slots in the merge pipeline. As illustrated in Fig. 5, *PRioritize* intercepts this process and calculates failure likelihood scores for all pending PRs. Using these scores, *PRioritize* inserts PRs that have a lower probability of failure. In this scenario, it selects *PR5* and *PR6*, which are inserted at [4] (as shown in Fig. 5), but deprioritizes *PR4*. By doing so, *PRioritize* avoids unnecessary resets at [5]. Consequently, *PR3*, *PR5*, and *PR6* successfully complete all test steps and are ready for merging. This reduces cascading delays, which would occur if the pipeline inserted PRs in default order (*PR4* and *PR5*). A sequential insertion would lead to a reset at [5] (right), requiring the rescheduled processing of *PR5* and insertion of *PR6* later. By optimizing the sequence of PRs, *PRioritize* enhances the overall pipeline throughput. Activating this method during business hours maximizes its effectiveness, when there is a high volume of queued PRs to select from.

While *merge pipeline resets* may still occur during off-peak hours, this timing minimizes their impact on productivity; developers typically do not require fast feedback overnight, as

their primary concern is that their PRs are processed by the next business day. By shifting resets to non-business hours, the system keeps peak hours free for processing PRs that are more likely to succeed, ensuring smoother and faster development workflows when developers are most active. Our approach is designed to integrate incrementally with existing CI systems. By augmenting current pipelines with predictive modeling, organizations can achieve significant throughput improvements without requiring extensive infrastructure changes. This makes our method a practical and cost-effective solution.

To achieve this prioritization and calculate failure likelihood scores, we leverage machine learning. While the pre-merge pipeline ensures that all PRs in the merge pipeline individually build and pass their test stages, the merge pipeline offers a different context, as PRs are not evaluated in isolation but against the current state of the main branch. The predictions are therefore made at the PR level, where the model estimates the likelihood of a PR causing a failure when enqueued in the context of merge pipelines based on features extracted from PR metadata and CI history of the individual PR. To enable the model to learn this specific context and identify patterns of which PRs fail in the merge pipeline, it requires training exclusively on historical data from the merge pipeline itself.

IV. IMPLEMENTATION OF PRIORITIZE

This section describes the implementation details of our predictive model for prioritizing PRs in merge pipelines.

A. Input Features

Given the size, complexity, and diversity of codebases using merge pipelines [4], [6], [14], it is important to use features that are both language-agnostic and easily retrievable in large-scale systems. Our feature set can be broadly categorized into two groups: PR-Metadata and CI-History.

1) *PR-Metadata*: This category includes features related to the PR itself, capturing the characteristics of the changes being proposed. The features related to diffs, such as changed lines or files, are relative to the current head of the main branch when the PR was enqueued for processing in the merge pipeline.

- *#additions*: Number of lines added in the PR.
- *#changed_files*: Number of files changed in the PR.
- *#comments*: Number of comments in the PR.
- *#commits*: Number of commits in the PR.
- *#deletions*: Number of lines deleted in the PR.
- *#depends_on*: Number of other PRs this PR depends on. In our setup, dependencies are explicitly specified using Zuul CI's dependency management feature for cross-repository changes in our virtual monorepo. This feature may not be available in traditional monorepos that handle such dependencies via single PRs.
- *#reviews*: Number of review comments in the PR; more discussion may be evidence of quality issues or controversial changes.
- *changed_files*: Cluster identifier of changed files in the PR. We used a Bag-of-Words model [15] to transform the file names into a vector. To reduce dimensionality and

make the data suitable for machine-learning, we used a K-Nearest-Neighbor Classifier [16].

- *is_cyclic_dependent*: Boolean indicating whether the PR is cyclic-dependent with another one due to BMW’s virtual monorepo [14]. Cyclic dependencies can impact systems, as they often indicate changes across project boundaries.
- *pr_created*: Time in hours since the PR was created; the longer a PR has been waiting, the larger the potential drift compared to the main branch.

2) *CI-History*: This category captures features related to the CI history of the PR, allowing the model to learn from prior results. Specifically, we use pre-merge CI history features, as PRs typically pass through the merge pipeline only once (only if they fail they are enqueued a second time). Consequently, features related to the merge pipeline would often contain sparse or empty values due to the lack of historical data. However, we also incorporate merge pipeline features, as they help identify PRs that are likely to cause failures in the merge pipeline. This combination of pre-merge CI history and merge pipeline features proved to deliver the best performance in our approach.

- *#files_in_prev_resets*: Number of files modified in PRs that triggered a merge-queue failure.
- *#pre-merge_failures*: Number of failed pre-merge pipeline runs for the PR.
- *#pre-merge_runs*: Number of all pre-merge pipeline runs (passed and failed) for the PR.
- *#previous_merge_failures*: Number of previous merge pipeline failures for the PR.
- *avg_pre-merge_duration*: Average duration of pre-merge pipeline runs for the PR.
- *change_queue*: Numerical encoding indicating in which merge pipeline the PR is enqueued. In CI systems employing multiple merge pipelines, failure patterns can vary across queues. This feature enables the model to capture such differences. Although training separate models for each pipeline is possible, we achieved a better performance using this discriminative feature, which allows the model discover general, as well as pipeline-specific patterns.
- *last_pre-merge_failure*: Time since the last failed pre-merge pipeline run for the PR.
- *last_pre-merge_run*: Time since the last pre-merge pipeline run for the PR.

We selected the features based on insights from our large-scale CI systems, and insights from prior research [17]–[19]. For example, features such as *#pre-merge_failures* and *last_pre-merge_failure* draw inspiration from prior work that emphasizes the importance of historical failure data in predictive modeling [17]–[19]. Similarly, PR-specific metadata such as *#changed_files* and *#additions* align with established practices in evaluating the complexity and risk of changes [17]–[19]. While the specific feature set reflects the implementation for our case study, the features are language-agnostic and should be applicable to other CI environments using merge pipelines.

B. Training

Although some features relate to pre-merge pipeline data and changes relative to an earlier state of the main branch, the training data itself requires a representative dataset of historical CI merge pipeline events, including labeled PR outcomes (we opt to label failing PRs with 1 and failing with 0). These labels allow the model to predict failure likelihood scores, which we then use to rank waiting PRs. Since passing PRs outnumber failing ones, the dataset is imbalanced. To address this class imbalance, one approach is to include only passing PRs that were processed concurrently before a failing PR in the same merge pipeline. Such passing PRs provide contextual information, enabling the model to learn patterns that distinguish between passing and failing PRs more effectively.

C. Model

To address the challenges of imbalanced datasets and the complexity of scaling in continuous systems, it is important to use a model that is robust against imbalanced data and minimizes preprocessing requirements. Based on previous research [18], [19], we therefore use Gradient Boosted Decision Trees [20], implemented via the Python library XGBoost [21], as it satisfies these requirements. XGBoost simplifies the preprocessing pipeline by not requiring feature scaling [17] and is particularly effective for imbalanced data [20].

We tuned the hyperparameters of XGBoost using Bayesian optimization with cross-validation (implemented in the bayesian-optimization Python package [22]), aiming to maximize the Precision-Recall Area Under the Curve. The hyperparameters tuned include: *max_depth*, *min_child_weight*, *gamma*, *subsample*, *colsample_bytree*, *learning_rate*, *reg_alpha*, and *reg_lambda*. The general methodology can be applied to other contexts as well.

V. CASE STUDY

To evaluate our approach, we conducted a case study within BMW using CI replays to simulate real-world scenarios without impacting the production environment. This aim of this study is to address the following research questions:

- RQ1 (Snapshots):** How well can *PRioritize* delay failing PRs?
RQ2 (Simulation): How well can *PRioritize* increase throughput in merge pipelines during business hours?

A. Monorepo and CI Infrastructure at BMW

BMW employs a virtual monorepo at the driving dynamics and autonomous driving departments that consolidates several submodules and third-party dependencies into a single workspace. This monorepo serves as the foundation for our driving dynamics and autonomous driving software. The virtual monorepo approach is adopted due to legal restrictions and to limit visibility across our collaboration partners. It comprises approximately 80 million lines of code spanning multiple programming languages, with C++ being the predominant choice for in-car software and Python for tooling [14], [23].

We use Zuul [11] as our CI system. Zuul employs the concept of pipelines, which represent workflows consisting

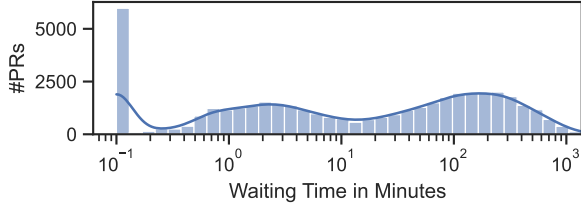


Figure 6: Distribution of waiting times of PRs in the merge pipelines at BMW.

of jobs planned for execution. A pipeline is triggered by specific events, with each job performing a distinct task such as running a test suite. Our pipelines are executed at various points in the development lifecycle. Pre-merge pipelines run fast, stable tests tailored for each project scope to provide quick feedback before changes are merged. Merge pipelines ensure compatibility between concurrent changes, while post-merge pipelines execute time-consuming or flaky tests after changes are integrated into the main branch. Periodic pipelines perform scheduled tasks, such as dependency management and monitoring.

B. Merge Pipelines at BMW

To handle the scale of development activities, we use Zuul’s vertical optimistic parallelization with a contracting window of size 7–25. When a failure occurs we halve the window size and for every successful merge we increase it by one. We also apply horizontal scaling through three independent merge pipelines across our driving dynamics and autonomous driving software stack, each pipeline serving a specific project scope. Overnight, these pipelines are consolidated into a single pipeline to merge dependent PRs across all pipelines. The separation of merge pipelines was introduced to increase throughput while addressing scaling limits and maintaining confidence in identifying breakages across the stack.

On average, over 400 changes are merged daily across our merge pipelines, highlighting the scale and complexity of our software integration process. Currently, PRs in our pipelines experience an average of 50 minutes of waiting time before processing begins (cf. Fig. 6), in addition to 60 minutes of processing time. This indicates a significant opportunity for optimization, particularly during business hours when developers are actively waiting for their changes to be merged. Improved scheduling during these hours could reduce delays, enabling developers to iterate faster and increase productivity.

BMW has defined business hours (noticeable in Fig. 1) because the geographical spread of its developers is limited, which allows for targeted optimizations during peak activity periods. Outside of business hours, the waiting time is less critical, as the primary concern for developers is whether their PRs are successfully merged by the time they return. Addressing inefficiencies during peak hours remains a priority to ensure seamless integration and minimize disruptions to the workflow. This underscores the need for smarter scheduling to enhance

Table I: Characteristics of the train and test dataset used in the case study. (*The testset contains only data from business days within the given time period.)

| | FAILED | PASSED | START | END | DAYS |
|--------------|--------|--------|------------|------------|------|
| Train | 670 | 4000 | 2024-10-22 | 2025-02-23 | 89 |
| Test* | 506 | 7221 | 2025-02-24 | 2025-03-15 | 15 |

the efficiency of our merge pipelines and better accommodate the demands of high-velocity development environments.

C. Dataset

To create our training dataset, we logged merge pipeline activities over a span of approximately four months (2024-10-22 to 2025-02-23) covering 89 days. We excluded 16 days with major infrastructure issues, as well as the period between the Christmas holidays (2024-12-20 to 2025-01-08), as there was no active development during this time. The resulting dataset contains 670 failing and 4000 passing builds from our three merge pipelines (see Table I). We included only the passing builds that were executed before and in parallel with a failing one in a single merge pipeline, as outlined in Section IV-B. Additionally, we treated rescheduled PRs after a failure as not failed (because they did not cause the failure); instead, we evaluated their outcome based on the next iteration. Failures due to dependencies on a failing PR were filtered out.

The test dataset spans 15 business days, from 2025-02-24 to 2025-03-14. The split between training (89 days) and test data (15 business days) was chosen based on temporal considerations rather than a standard percentage split. The 89-day training period ensures sufficient samples for machine learning, particularly given the class imbalance of fewer failing than passing PRs. The 15-day test period represents a recent, representative evaluation window that maintains realistic experimental conditions while providing fresh data for validation. This temporal approach better reflects real-world deployment scenarios where models train on historical data and predict future outcomes. To ensure robustness and prevent data leakage. This approach respects the temporal order of events, ensuring that the test dataset reflects the natural evolution of the system and does not include information from the future during model training. No further filtering was used in order to simulate real-world deployment scenarios. It contains 506 failing PRs and 7221 passing PRs in the merge pipeline.

To address RQ1, we reconstructed snapshots of the merge pipeline, including the currently processed PRs and the waiting list, which allows us to compare our approach against the baseline in a pointwise manner. For RQ2, we utilized all PRs to simulate the merge pipeline and demonstrate whether our approach increases the throughput during business hours.

D. Baselines

In this study, we compare the performance of our proposed predictive PR ordering method against several non-learning-based reordering baselines, designed using our domain know-

ledge and practical assumptions about factors that influence the likelihood of our PRs pass in our merge pipelines.

The first baseline orders the waiting PRs in ascending order along the number of pre-merge failures (*#pre-merge_failures*), prioritizing PRs submitted by developers with a lower historical frequency of pre-merge failures. The intuition behind this approach is that PRs associated with fewer failures are more likely to succeed and, therefore, should be processed earlier to minimize the risk of pipeline resets. The second baseline prioritizes PRs based on the number of changed lines (*#changed_lines*) with the rationale that smaller PRs are less complex and less likely to introduce errors. Similarly, the third baseline uses the number of changed files (*#changed_files*) as a criterion, assuming that PRs affecting fewer files are less prone to conflicts or failures. The last baseline considers the time since the last pre-merge failure (*last_pre-merge_failure*), with the idea that PRs submitted by developers with a longer gap since their last failure are more likely to succeed.

These baseline approaches are evaluated alongside our proposed method (*PRioritize*), which employs a predictive model. The model leverages historical build data, PR metadata, and contextual information to estimate the likelihood of a successful build for each PR and dynamically optimizes their ordering in the merge pipeline. While we expect the predictive model to outperform the baseline heuristics due to its ability to combine and utilize multiple factors simultaneously, we include these baselines to demonstrate the value of the additional effort required to implement *PRioritize*.

E. Evaluation and Simulation Environment

To answer RQ1, we evaluate the effectiveness of the *PRioritize* approach in deprioritizing failing PRs using 506 snapshots of the merge pipeline each containing one of the failing PRs from our test dataset. Each snapshot represents the state of the pipeline at the moment a failure occurs. These snapshots include both the PRs currently being processed and those waiting in the queue. Since merge pipelines operate as continuous systems where PRs are enqueued whenever developers consider them ready for merging, the arrivals of PRs follow a largely chaotic pattern. With thousands of developers working independently without coordinating every submission decision, the order in which PRs enter the merge pipeline is mostly left to chance rather than being consciously controlled. While there can be dependencies across PRs submitted by developers, such as shared code changes or sequential updates, which influence the order and timing of their arrival, the overall submission pattern remains largely uncoordinated. To account for this, we simulate a FIFO baseline at each snapshot by randomly shuffling the PRs 10 000 times. This simulated FIFO baseline provides a reference for comparing *PRioritize* and other heuristic-based approaches. We use the simulated 10 000 FIFO datapoints for each snapshot to calculate the *absolute failure rank*, which is the average absolute rank of the failing PR across the 10 000 permutations for each snapshot. For the baseline heuristics, the absolute failure rank is determined by sorting the PRs based on the given method in each snapshot and

reporting the absolute rank of the failing PR. To account for the random nature of learning based approaches, we assessed *PRioritize* absolute failure ranks for each snapshot averaged over ten times including retraining. To measure the effectiveness of each approach, we calculate the delay by subtracting the absolute failure rank of *PRioritize* and the heuristic baselines from the simulated FIFO absolute failure rank for each snapshot. This comparison allows us to evaluate how effectively the different approaches delay failing PRs. To assess statistical significance, we apply the Wilcoxon signed-rank test [24] at $\alpha = 0.05$ to determine whether the absolute ranks achieved by *PRioritize* and the heuristic baselines are significantly larger than those of FIFO across the 506 snapshots. Additionally, we use the Vargha-Delaney A_{12} [25] effect size.

For RQ2, we simulate the real-world performance and throughput impact of our approach during our business hours (9:00 AM to 5:00 PM) to assess its effectiveness in improving throughput during high-peak periods. While the snapshot-based evaluation provides insights into prioritization performance, it does not fully capture the practical benefits in dynamic, real-world scenarios. The simulation replicates the behavior of our three merge pipelines, incorporating critical factors such as PR outcomes, interdependencies, scheduling constraints, and execution times. This setup models the processing of PRs under varying workloads, specifically evaluating scenarios with window sizes of 5, 10, 15, and 20 waiting PRs. For each of the 15 days covered by the test dataset, we enqueue PRs in the order they actually arrived on the day. Whenever a PR is completed by the simulated merge pipelines, the next PR to be processed is selected from the window of succeeding PRs, ranked using the actual order, *PRioritize*, or one of the baselines. If a failing PR is processed, then the simulation replicates the actual reset behavior of the merge pipelines.

Since the simulation only considers business hours (8 hours) but the test dataset contains the PRs of the entire day, we can observe variations in throughput per day, quantified as the number of merged PRs across our three merge pipelines for each of the 15 days. To account for the random nature of *PRioritize* we averaged over ten retries of the simulation including retraining. The statistical significance of throughput improvements is assessed using the Wilcoxon signed-rank test [24] at $\alpha = 0.05$. Specifically, we apply the test to evaluate whether the daily throughput of the 15 simulated days, measured as the number of merged PRs across the three merge pipelines, is significantly higher for *PRioritize* and the heuristics compared to the baseline FIFO approach. Additionally, we use the Vargha-Delaney A_{12} [25] effect size.

F. Threats to Validity

1) *External Validity*: The generalizability of our findings is limited by the specific industrial context of BMW. While our CI and code infrastructure may be representative for other large-scale automotive software-systems, the results might not generalize to other domains. We gave detailed insights into our context and refrained from using context-specific features, relying on readily available features in large-scale systems.

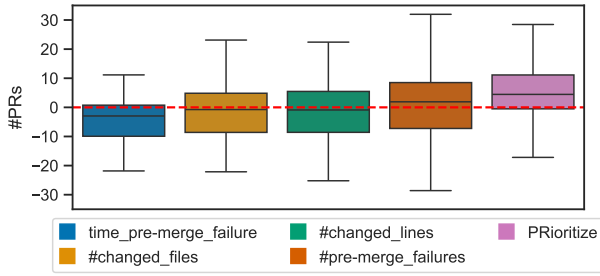


Figure 7: Distribution of the delays of failing PRs in number of PRs per merge pipeline snapshot compared against the simulated FIFO baseline (red dashed line).

2) *Construct Validity*: The pointwise comparison on merge pipeline snapshots (RQ1) quantifies effectiveness under controlled conditions, but may not reflect real-world improvements. We also conducted a realistic simulation (RQ2) replicating merge pipeline behavior, including PR processing times and dependencies. Combining both analyses helps mitigate this threat to validity.

3) *Internal Validity*: Our approach relies on historical build data, PR metadata, and execution logs, which may contain inaccuracies due to system errors or manual interventions. We validated the data by excluding days with major infrastructure issues and monitored for significant changes during the study period to reduce bias.

VI. RESULTS

This section outlines the results using snapshots (RQ1) and the simulation of our merge pipelines (RQ2).

A. RQ1: Delaying Likely Failing PRs in Snapshots

To assess the effectiveness of our model in delaying failing PRs, we evaluate its performance using snapshots of our merge pipeline, comparing the delay in PRs per merge-pipeline failure against a simulated FIFO baseline.

Figure 7 shows that *PRioritize* achieves the highest delays, with a mean of 5.94 PRs and a median of 4.45 PRs, outperforming all other approaches. *PRioritize* exhibits the smallest interquartile range of 11.64 PRs, indicating more consistent performance across different scenarios. Importantly, *PRioritize* is the only approach that significantly outperforms the FIFO baseline, as evidenced by an effect size of $A_{12} = 0.69$ and $p < 0.01$. In contrast, other heuristics either fail to delay failing PRs or perform worse than the FIFO baseline. For example, *time_pre-merge_failure* has a mean delay of -5.40 PRs, a median delay of -2.96 PRs performing worse than FIFO. The effect size ($A_{12} = 0.36$) indicates a small effect size, with $p \approx 1.0$, confirming no significant improvement over FIFO. Similarly, *#changed_files* and *#changed_lines* perform poorly, with mean delays of -3.25 PRs and -1.76 PRs, respectively, and median delays of -0.76 PRs and -0.90 PRs with negligible effect sizes (0.46 and 0.52) and no statistical significance ($p > 0.05$). *#pre-merge_failures* exhibits a slight improvement over the FIFO baseline, with a mean delay of 1.88 PRs and a median

Table II: Average number of merged PRs per day across our three merge-queues. Statistically significant differences to the FIFO baseline ($p < 0.05$) are marked in bold.

| | #merged PRs | compared to FIFO | Vargha-Delaney |
|-------------------------------|-------------|------------------|----------------|
| Waiting PRs: 5 | | | |
| <i>PRioritize</i> | 206 | +7 | 0.59 |
| <i>#pre-merge_failures</i> | 205 | +6 | 0.56 |
| <i>#changed_lines</i> | 187 | -12 | 0.37 |
| <i>#changed_files</i> | 191 | -8 | 0.35 |
| <i>last_pre-merge_failure</i> | 189 | -10 | 0.38 |
| Waiting PRs: 10 | | | |
| <i>PRioritize</i> | 212 | +13 | 0.59 |
| <i>#pre-merge_failures</i> | 210 | +11 | 0.60 |
| <i>#changed_lines</i> | 189 | -10 | 0.37 |
| <i>#changed_files</i> | 189 | -10 | 0.32 |
| <i>last_pre-merge_failure</i> | 187 | -12 | 0.35 |
| Waiting PRs: 15 | | | |
| <i>PRioritize</i> | 211 | +12 | 0.63 |
| <i>#pre-merge_failures</i> | 206 | +7 | 0.58 |
| <i>#changed_lines</i> | 183 | -16 | 0.29 |
| <i>#changed_files</i> | 190 | -9 | 0.38 |
| <i>last_pre-merge_failure</i> | 182 | -17 | 0.27 |
| Waiting PRs: 20 | | | |
| <i>PRioritize</i> | 212 | +13 | 0.66 |
| <i>#pre-merge_failures</i> | 207 | +8 | 0.57 |
| <i>#changed_lines</i> | 179 | -20 | 0.24 |
| <i>#changed_files</i> | 189 | -10 | 0.36 |
| <i>last_pre-merge_failure</i> | 182 | -17 | 0.28 |

delay of 1.90 PRs, alongside an effect size of 0.53. However, the improvement is negligible and not statistically significant ($p > 0.05$). These results highlight that *PRioritize* significantly outperforms all other approaches, achieving the highest and most consistent delays for failing PRs while demonstrating meaningful improvements over the FIFO baseline.

Summary RQ1: *PRioritize* significantly outperforms FIFO, achieving the highest average delay of failing PRs (5.94 PRs) with a medium effect size ($A_{12} = 0.69$). Other heuristics perform worse or show negligible improvements over FIFO.

B. RQ2: Throughput Improvements in the Simulation

To evaluate the real-world performance of *PRioritize* (i.e., the increase in throughput that it creates), we use a simulation of our merge pipelines to assess its impact on the number of merged PRs compared to heuristic-based baselines.

Table II shows the total number of merged PRs for the *PRioritize* model and the baseline heuristics. Across all the waiting PR windows (5, 10, 15, and 20), *PRioritize* consistently achieves the highest number of merged PRs, merging up to 212 PRs on average per day, compared to the FIFO baseline's 199 PRs. The *#pre-merge_failures* heuristic performs second-best, merging up to 207 PRs, but other heuristics such as *#changed_lines* and *time_pre-merge_failure* perform poorly, merging fewer PRs than the baseline. The boxplot in Fig. 8 shows the difference in the number of merged PRs compared

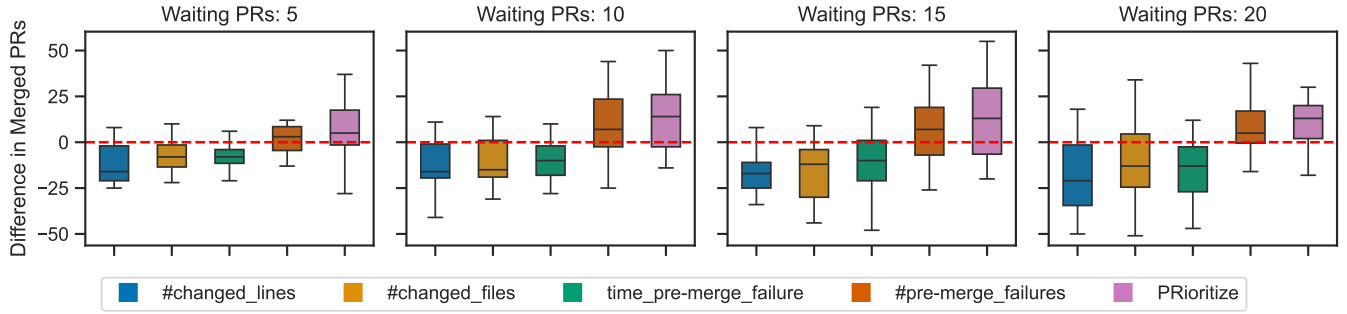


Figure 8: Difference in average number of merged PRs per day compared to the FIFO baseline (red dashed line) for each simulated window of waiting PRs (5, 10, 15, and 20).

to the baseline. *PRioritize* demonstrates statistically significant improvements, with p -values ranging from 0.02 to 0.06, and effect sizes up to $A_{12} = 0.66$. Heuristic-based baselines offer only slight improvements, with effect sizes ranging from 0.56 for *#pre-merge_failures* to 0.24 for *#changed_lines*.

In addition to its overall performance, *PRioritize* demonstrates effective scaling across varying workloads. As the number of waiting PRs increases, the difference in performance between *PRioritize* and the FIFO baseline becomes more pronounced. For instance, with 20 waiting PRs, *PRioritize* merges 212 PRs, which is 13 more than FIFO, while with only 5 waiting PRs, the improvement is 7 PRs. This trend indicates that *PRioritize* benefits from more waiting PRs, as it has more PRs to prioritize and optimize. In contrast, heuristics such as *#changed_lines* and *time_pre-merge_failure* often perform worse as the number of waiting PRs increased.

These results demonstrate that *PRioritize* scales effectively across varying workloads and maximizes throughput during business hours, where developer productivity is critical.

Summary RQ2: The results of the simulation show that *PRioritize* significantly improves throughput by up to 13 PRs in merge pipelines during business hours per day. This represents a 7 % improvement compared to the FIFO baseline.

VII. RELATED WORK

A. Merge Pipeline Systems

General-purpose merge pipeline systems, such as GitHub’s merge queue [10], GitLab’s merge train [9], and Zuul gate queue [11], support a wide range of software with optimistic vertical and static horizontal parallelization. However, they might face throughput challenges in high-demand environments with high failure rates. These limitations motivated us to enhance these systems, improving throughput without significant infrastructure changes. More advanced systems, like Uber’s SubmitQueue [6], address these challenges using pessimistic vertical and dynamic horizontal parallelization with deep integration of sophisticated build systems [6]–[8], [13]. Uber further enhanced their system by exploiting the commutativity of merging PRs [12] and better scheduling by runtime prediction [13]. While effective, such methods rely on

rigid assumptions and specialized infrastructure, limiting their applicability. In contrast, our approach uses widely available, language-agnostic information, enabling practical and scalable improvements within standard CI environments.

B. Build Result Prediction

While defect prediction [26]–[30] primarily focuses on identifying defects in source files, build failures in CI systems can arise from a variety of changes beyond source code modifications (e.g., updating the version of a dependency). As a result, defect prediction techniques cannot be directly applied to build failure prediction [18]. Therefore, various techniques have been applied to predict build outcomes, including data stream mining [31] and evolutionary search algorithms [32]. However, machine learning techniques remain the most commonly used approach [18], [19], [33]–[38]. These models leverage a diverse set of features extracted from sources such as version control systems and historical build outcomes [18], [19].

Building on prior work, we tailored our feature set and labeling specifically to predict build outcomes in the context of merge pipelines, as PRs are known to build in isolation since they already passed through the pre-merge pipeline.

VIII. CONCLUSIONS AND FUTURE WORK

Based on our analysis of existing merge pipeline systems and their optimizations, we proposed *PRioritize*, a practical approach that leverages build outcome prediction to delay likely failing PRs outside of business hours. Based on the encouraging results of our evaluation, we are now working on enabling this approach in production, aiming to further validate its impact and benefits to real-world development workflows.

The build prediction in our approach can also be used to further optimize merge pipelines, such as by batching PRs predicted to pass, allowing the pipeline to execute one build step for multiple changes. Since merge pipelines typically create speculative integration states, the build prediction might be further improved by incorporating predictions for the exact states that will run in the pipeline. To support further research and development in this area, we have made our implementation publicly available at: <http://doi.org/10.6084/m9.figshare.29136350>

REFERENCES

- [1] J. Levenberg, "Why google stores billions of lines of code in a single repository," *Communications of the ACM*, pp. 78–87, 2016.
- [2] B. Harry, "The largest git repo on the planet," 2017. [Online]. Available: <https://devblogs.microsoft.com/bharry/the-largest-git-repo-on-the-planet/>
- [3] D. Goode, "Scaling mercurial at facebook," 2014. [Online]. Available: <https://engineering.fb.com/2014/01/07/core-infra/scaling-mercurial-at-facebook/>
- [4] A. Lucido, "Uber technology day: Monorepo to multirepo and back again," 2017. [Online]. Available: <https://www.youtube.com/watch?v=IV8-1S28ycM>
- [5] T. Mens and A. Decan, "An overview and catalogue of dependency challenges in open source software package registries," in *Belgium-Netherlands Software Evolution Workshop*, vol. 3941, 2024, pp. 160–176.
- [6] S. Ananthanarayanan, M. S. Ardekani, D. Haenikel, B. Varadarajan, S. Soriano, D. Patel, and A. Adl-Tabatabai, "Keeping master green at scale," in *Proceedings of EuroSys Conference*, 2019, pp. 29:1–29:15.
- [7] J. Kudelka and J. Snyder. (2022) Evergreen: Building airbnb's merge queue with kafka streams. [Online]. Available: <https://www.confluent.io/events/kafka-summit-london-2022/evergreen-building-airbnbs-merge-queue-with-kafka-streams/>
- [8] A. Jain. (2023) Merge strategies to keep builds healthy at scale. [Online]. Available: <https://www.aviator.co/blog/merge-strategies-at-scale/>
- [9] GitLab. (2025) Gitlab docs. [Online]. Available: https://docs.gitlab.com/ci/pipelines/merge_trains/
- [10] GitHub. (2025) Github docs. [Online]. Available: <https://docs.github.com/en/repositories/configuring-branches-and-merges-in-your-repository/configuring-pull-request-merges/managing-a-merge-queue>
- [11] Zuul project contributors. (2025) Zuul - a project gating system. [Online]. Available: <https://zuul-ci.org/docs/zuul/>
- [12] L. Zhongpeng and W. Matthew. (2023) Bypassing large diffs in submitqueue. [Online]. Available: <https://www.uber.com/en-DE/blog/bypassing-large-diffs-in-submitqueue/>
- [13] D. Juloori, Z. Lin, M. Williams, E. Shin, and S. Mahajan, "CI at scale: Lean, green, and fast," *International Conference on Software Engineering: Software Engineering in Practice Track (ICSE-SEIP)*, 2025.
- [14] M. Jungwirth, S. Rummert, A. Scott, and G. Fraser, "Shifting gears in continuous integration: BMW's strategies for high-velocity builds," in *International Conference on Software Testing, Verification and Validation Workshops (ICST-Workshops)*. IEEE, 2025, pp. 158–159.
- [15] Z. S. Harris, "Distributional structure," *Word*, vol. 10, no. 2-3, pp. 146–162, 1954.
- [16] E. Fix, *Discriminatory analysis: nonparametric discrimination, consistency properties*, 1985, vol. 1.
- [17] M. Machalica, A. Samykin, M. Porth, and S. Chandra, "Predictive test selection," in *International Conference on Software Engineering: Software Engineering in Practice Track (ICSE-SEIP)*, 2019, pp. 91–100.
- [18] B. Chen, L. Chen, C. Zhang, and X. Peng, "BUILDFAST: history-aware build outcome prediction for fast feedback and reduced cost in continuous integration," in *International Conference on Automated Software Engineering (ASE)*, 2020, pp. 42–53.
- [19] G. Sun, S. Habchi, and S. McIntosh, "Ravenbuild: Context, relevance, and dependency aware build outcome prediction," *International Symposium on Foundations of Software Engineering (FSE)*, vol. 1, pp. 996–1018, 2024.
- [20] T. Chen and C. Guestrin, "Xgboost: A scalable tree boosting system," in *International Conference on Knowledge Discovery and Data Mining (KDD)*, 2016, pp. 785–794.
- [21] XGBoost Developers. (2022) Xgboost documentation. [Online]. Available: <https://xgboost.ai/>
- [22] F. Nogueira. (2014–) Bayesian Optimization: Open source constrained global optimization tool for Python. [Online]. Available: <https://github.com/bayesian-optimization/BayesianOptimization>
- [23] D. Schwendner, M. Jungwirth, M. Gruber, M. Knoche, D. Merget, and G. Fraser, "Practical pipeline-aware regression test optimization for continuous integration," *International Conference on Software Testing, Verification and Validation (ICST)*, pp. 371–381, 2025.
- [24] R. F. Woolson, "Wilcoxon signed-rank test," *Encyclopedia of biostatistics*, vol. 8, 2005.
- [25] A. Vargha and H. D. Delaney, "A critique and improvement of the cl common language effect size statistics of mcgraw and wong," *Journal of Educational and Behavioral Statistics*, vol. 25, no. 2, pp. 101–132, 2000.
- [26] N. E. Fenton and M. Neil, "A critique of software defect prediction models," *ACM Transactions on Software Engineering and Methodology*, vol. 25, no. 5, pp. 675–689, 1999.
- [27] M. D'Ambros, M. Lanza, and R. Robbes, "Evaluating defect prediction approaches: a benchmark and an extensive comparison," *Empirical Software Engineering*, vol. 17, no. 4-5, pp. 531–577, 2012.
- [28] M. Tan, L. Tan, S. Dara, and C. Mayeux, "Online defect prediction for imbalanced data," in *International Conference on Software Engineering (ICSE)*, 2015, pp. 99–108.
- [29] L. Madeyski and M. Kawalerowicz, "Continuous defect prediction: the idea and a related dataset," in *International Conference on Mining Software Repositories (MSR)*, 2017, pp. 515–518.
- [30] Z. Wan, X. Xia, A. E. Hassan, D. Lo, J. Yin, and X. Yang, "Perceptions, expectations, and challenges in defect prediction," *ACM Transactions on Software Engineering and Methodology*, vol. 46, no. 11, pp. 1241–1266, 2020.
- [31] J. Finlay, R. Pears, and A. M. Connor, "Data stream mining for predicting software build outcomes using source code metrics," *Information & Software Technology*, vol. 56, no. 2, pp. 183–198, 2014.
- [32] I. Saidani, A. Ouni, M. Chouchen, and M. W. Mkaouer, "Predicting continuous integration build failures using evolutionary search," *Inf. Softw. Technol.*, vol. 128, p. 106392, 2020.
- [33] X. Jin and F. Servant, "A cost-efficient approach to building in continuous integration," in *International Conference on Software Engineering (ICSE)*, 2020, pp. 13–25.
- [34] F. Hassan and X. Wang, "Change-aware build prediction model for stall avoidance in continuous integration," in *ACM/IEEE International Symposium on Empirical Software Engineering and Measurement*, 2017, pp. 157–162.
- [35] D. M. Kamath, E. Fernandes, B. Adams, and A. E. Hassan, "On combining commit grouping and build skip prediction to reduce redundant continuous integration activity," *Empirical Software Engineering*, vol. 29, no. 6, p. 145, 2024.
- [36] A. Ni and M. Li, "Cost-effective build outcome prediction using cascaded classifiers," in *International Conference on Mining Software Repositories (MSR)*, 2017, pp. 455–458.
- [37] X. Jin and F. Servant, "Hybridcisave: A combined build and test selection approach in continuous integration," *ACM Transactions on Software Engineering and Methodology*, vol. 32, no. 4, pp. 93:1–93:39, 2023.
- [38] R. Abdalkareem, S. Mujahid, and E. Shihab, "A machine learning approach to improve the detection of CI skip commits," *IEEE Transactions on Software Engineering*, vol. 47, no. 12, pp. 2740–2754, 2021.

All online resources accessed on 2025–05–13.