

*Keywords:* Data integration, Transfer learning, Empirical Bayes, Frequentist properties, Variable selection

## EMPIRICAL BAYES FOR DATA INTEGRATION

PAUL ROGNON-VAEL, POMPEU FABRA UNIVERSITY  
AND DAVID ROSSELL, POMPEU FABRA UNIVERSITY

**ABSTRACT.** We discuss the use of empirical Bayes for data integration, in the sense of transfer learning. Our main interest is in settings where one wishes to learn structure (e.g. feature selection) and one only has access to incomplete data from previous studies, such as summaries, estimates or lists of relevant features. We discuss differences between full Bayes and empirical Bayes, and develop a computational framework for the latter. We discuss how empirical Bayes attains consistent variable selection under weaker conditions (sparsity and betamin assumptions) than full Bayes and other standard criteria do, and how it attains faster convergence rates. Our high-dimensional regression examples show that fully Bayesian inference enjoys excellent properties, and that data integration with empirical Bayes can offer moderate yet meaningful improvements in practice.

## 1. INTRODUCTION

Data integration is the task of combining multiple datasets or sources of information into a single analysis. It has the potential to improve inference and/or predictions, particularly in settings where data are scarce relative to the problem’s complexity (number of parameters, models or questions being considered). This is a standard statistical problem that is receiving renewed attention within the context of transfer learning. Therein, one wishes to transfer findings obtained from a setting where one has large or cheaply obtained data, to another setting where data are scarcer or costlier. We discuss the role of empirical Bayes methodology for data integration. In contrast to parameter estimation or prediction problems, which have been better studied, we focus on structural learning. By structural learning we refer to model selection tasks where one seeks to learn about structural features of the data-generating truth, say whether a parameter is zero, and we use variable selection as a canonical example.

There are two main scenarios where one may seek to integrate data, illustrated in Figure 1. The first (left panel) is when one has full access to multiple datasets. For example, one wishes to study multiple cancer types, and one has a separate dataset for each cancer type. Or, one has data from multiple schools and wants to learn common traits for low academic performance. We refer to this scenario as *data integration with full data*. There is a well-developed literature for this setting. A popular approach is to use hierarchical models that share information across datasets, see for instance Gelman and Hill (2007) for a monograph on mixed effects models. For data integration in covariance models see Avalos-Pacheco et al. (2022); Chandra et al. (2024), in clustering see Lock and Dunson (2013) and in functional data analysis see Yang et al. (2015). See also Jacob et al. (2017); Nott et al. (2023) and references therein for data integration strategies when the assumed model is misspecified.

Our main focus is in the second scenario (Figure 1, right), which occurs when one is interested in a single dataset  $\mathbf{y}$ , and one only has full access to that data. One also has other information that could be useful, for example summaries of previous datasets (denoted  $\mathbf{Z} = (\mathbf{z}_1, \dots, \mathbf{z}_q)$  in Figure 1). This second scenario is probably more common and certainly more challenging, because one does not have full access to the previous data and the provided summaries may be poor. An application that we illustrate later is a gene expression study in human colon cancer, where one has a list of genes that were found to be important in mice. The data analyst has full access to the human data, but only the list of genes from the mice experiment. We refer to this scenario as *data integration with meta-covariates*, i.e. with summaries  $\mathbf{Z}$  that may be informative as to what parameters are more likely to play an important role in the main data of interest. Although this scenario received less attention than data integration with full data, there is a literature on the topic. To mention some examples, Stingo et al. (2011); Cassese et al. (2014) proposed Bayesian variable selection for gene expression where prior inclusion probabilities depend on biological knowledge and meta-covariates. Chen et al. (2021) predicted disease outcomes by allowing LASSO penalties to depend on functional annotations. In causal analysis, Belloni et al. (2012); Antonelli and Dominici (2021); Papaspiliopoulos et al. (2025) penalized the inclusion of control covariates using their

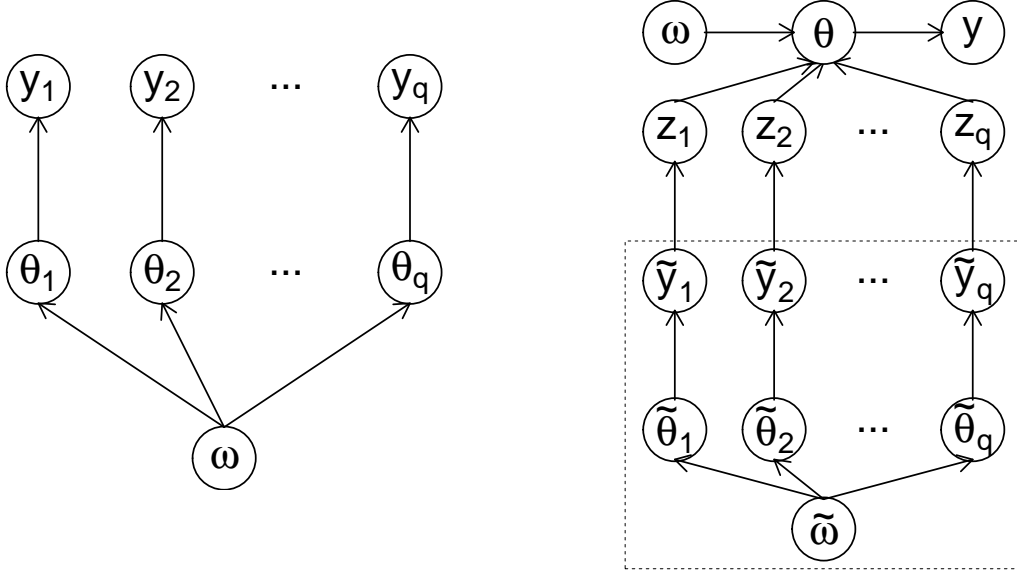


FIGURE 1. Data integration with full data (left) and with meta-covariates (right). With full data one observes  $q$  datasets with underlying parameters  $\theta_1, \dots, \theta_q$  with a hyper-parameter that allows sharing information. With meta-covariates one has access to summaries  $z_1, \dots, z_q$  extracted from unobserved data  $\tilde{y}_1, \dots, \tilde{y}_q$ . These summaries inform the parameter  $\theta$  governing the dataset of interest  $y$

degree of association with the treatment of interest. See van de Wiel et al. (2019) for an overview on the use of meta-covariates in regression. Beyond regression, in Gaussian graphical models Peterson et al. (2016) and Jewson et al. (2023) used node and edge covariates to drive prior edge inclusion probabilities. And in factor models, Schiavon et al. (2022) used meta-covariates to determine non-zero loadings.

Bayesian statistics provide a natural framework to integrate prior data such as meta-covariates into the analysis pipeline. In principle it suffices to set a prior on the parameters of interest ( $\theta$  in Figure 1, right panel) that depends on the meta-covariates  $\mathbf{Z}$  and some hyper-parameters  $\omega$ . There may be situations where an expert is willing to set such a prior subjectively. For example a biologist believes that if a gene is known to be involved in gastrointestinal cancer, then it has 0.9 prior probability of also being involved in colorectal cancer. Alas this situation is rather rare: experts do not have such a precise knowledge of  $\omega$ , and it is cumbersome to specify such a prior when there are  $q > 1$  meta-covariates. This is important because, if the prior grossly failed to reflect the true effect of  $\mathbf{Z}$  (i.e., the expert provided a poor prior for  $\omega$ ), then one may obtain worse inference than if  $\mathbf{Z}$  were not used at all.

Our goal is to explain how empirical Bayes can be a useful strategy for data integration. By modeling the relation between the meta-covariates  $\mathbf{Z}$  and the parameters  $\theta$  governing

the observed data  $\mathbf{y}$ , one may learn  $\boldsymbol{\omega}$  and hence integrate  $\mathbf{Z}$  in a way that's less sensitive to misspecification. We remark that empirical Bayes can be seen as a frequentist method where the model-fitting criteria are based on Bayesian thinking, and as such it can help reconcile long-standing debates between frequentist and Bayesian inference, see for example Efron (2024) for a recent discussion.

The paper is structured as follows. Section 2 reviews basic notions related to empirical Bayes and to the frequentist validity of Bayesian methods, in the more common setting of data integration with full data. We also point to some literature discussing the benefits of empirical Bayes, which largely focus on parameter estimation and the full data setting. In Section 3 we outline an empirical Bayes framework for data integration with meta-covariates. For concreteness we focus on variable selection, but the setup extends directly to more general settings. Section 4 summarizes the scarce theory on structural learning with meta-covariates. In particular, we discuss how a simple form of meta-covariate (partitioning the parameters into blocks) leads to consistent model selection in settings where it is otherwise mathematically impossible (milder sparsity or betamin conditions), and that it improves consistency rates. By model selection (sometimes referred to support recovery) we mean identifying the subset of covariates truly associated to  $\mathbf{y}$ . We claim no methodological novelty for Sections 2- 3. They are however not just a survey, rather they reflect the views of the authors on using empirical Bayes for data integration. Similarly, the main novelty in Section 4 is adapting results from Rognon-Vael et al. (2025) to a Bayesian setting. In Section 5 we present some new results that relate to computational algorithms to estimate the hyper-parameters  $\hat{\boldsymbol{\omega}}$ . A practical challenge is that evaluating the log marginal likelihood  $p(\mathbf{y} \mid \boldsymbol{\omega})$  requires a sum over models (e.g.  $2^p$  models in regression). We prove that its gradient can be evaluated in a linear cost in  $p$  in fairly general settings, propose an Expectation-Maximization (EM, Dempster et al. (1977)) algorithm, for which we derive simplified gradients and Hessians. In Section 6 we present simulated examples and an application to colon cancer data. These illustrate that fully Bayesian inference enjoys excellent properties and that its results are often fairly aligned with those from empirical Bayes. However in some settings, including our colon cancer example, there can be moderate but non-negligible differences between the two frameworks. Section 7 concludes.

## 2. EMPIRICAL BAYES

We start by discussing a purely frequentist interpretation of Bayesian inference. The interpretation holds exactly when the prior matches a certain data-generating truth, and asymptotically under certain settings. We discuss how this motivates the use of empirical Bayes as an attempt to improve the frequentist properties of Bayesian inference, and explain how fully Bayesian inference cannot attain such an improvement. We end by mentioning pitfalls of empirical Bayes and how to ameliorate them.

To interpret Bayesian inference from a frequentist standpoint, it may be easiest to consider an example. Consider a setting where repeated experiments are conducted, with data from experiment  $b$  generated as  $\mathbf{y}^{(b)} \sim p(\mathbf{y}^{(b)} \mid \boldsymbol{\theta}^{(b)})$ , and where the data-generating parameters  $\boldsymbol{\theta}^{(b)}$  are drawn from some distribution  $p(\boldsymbol{\theta})$ . The usual frequentist

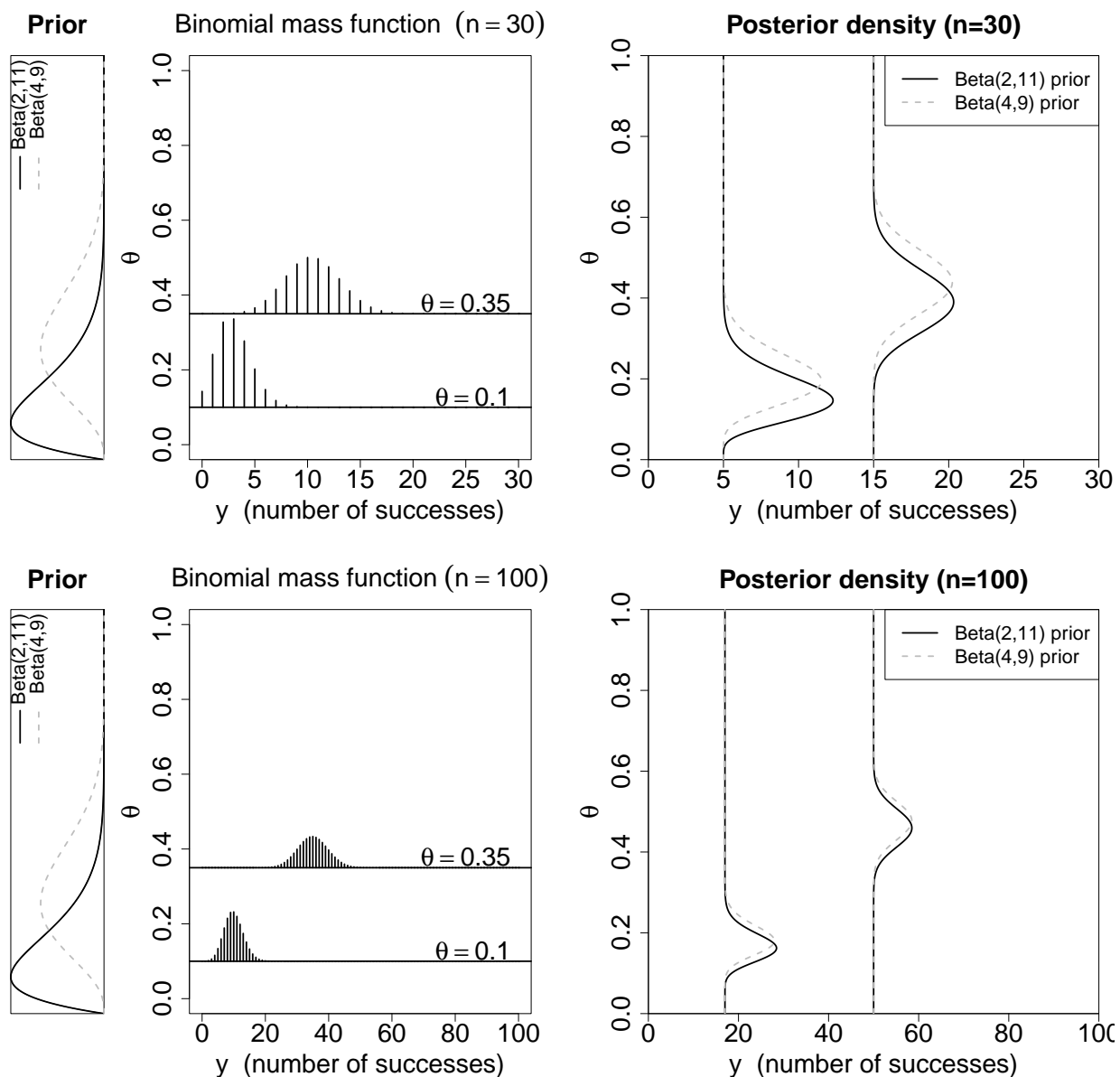


FIGURE 2. Multiple Binomial experiments are conducted with  $n = 30$  (top) and  $n = 100$  (bottom). The left panels display two prior distributions and the Binomial distribution for success probabilities  $\theta = 0.1$  and  $\theta = 0.35$ . The right panels display the posterior distribution from experiments with  $y = 5$  and  $y = 15$  (top), and  $y = 17$  and  $y = 50$  (bottom)

setting envisions conducting repeated studies with the same exact parameter  $\theta^{(1)} = \theta^{(2)} = \dots$  (i.e.  $p(\theta)$  is a point mass), whereas here we envision a frequentist setting where each experiment has its own data-generating  $\theta^{(b)} \sim p(\theta)$ . In a Bayesian analysis, one also specifies a prior  $\pi(\theta)$ , which in general will not match  $p(\theta)$ . For example, a pharmaceutical company conducts repeated experiments over time to assess the efficacy of drugs  $b = 1, 2, \dots$ . One observes the number of cured patients  $y^{(b)} \sim \text{Beta}(n^{(b)}, \theta^{(b)})$  and the parameter of interest is the curing probability  $\theta^{(b)}$ . Suppose that, unknown to the company, truly  $\theta^{(b)} \sim \text{Beta}(2, 11)$  independently across  $b$  (i.e.,  $p(\theta)$  is given by this Beta distribution). Figure 2 shows an illustration for  $n = 30$  and  $n = 100$ . For simplicity it assumes that  $n^{(1)} = n^{(2)} = \dots = n$ , and that the experiments are independent (given  $\theta^b$ ). The left panels show the  $\text{Beta}(2, 11)$  density, two realizations  $\theta^{(b)} = 0.1$  and  $0.35$  from this  $p(\theta)$ , and the corresponding Binomial probability mass functions. Suppose that the data analyst sets independent  $\text{Beta}(a, b)$  priors to each  $\theta^{(b)}$ , denoted  $\pi(\theta^{(b)})$  earlier, for some  $a, b > 0$ . The right panels show the posterior distributions  $\pi(\theta^{(b)} | y^{(b)})$  for two putative  $y^{(b)}$  if the data analyst were to use the correct  $\text{Beta}(2, 11)$  prior (black solid lines), where by correct we mean matching the data-generating truth. These posteriors are the frequentist distribution of the  $\theta^{(b)}$ 's conditional on the observed  $y^{(b)}$ , that is  $\pi(\theta^{(b)} | y^{(b)}) = p(\theta^{(b)} | y^{(b)})$  where  $p(\theta^{(b)} | y^{(b)}) \propto p(y^{(b)} | \theta^{(b)})p(\theta^{(b)})$ . No Bayesian interpretation is needed:  $(\theta^{(b)}, y^{(b)})$  have a frequentist distribution,  $p(\theta^{(b)} | y^{(b)})$  is a well-defined frequentist object, and posterior inference is well-calibrated from a frequentist standpoint.

Figure 2 also shows another posterior that only has a Bayesian interpretation, obtained by setting a  $\text{Beta}(4, 9)$  prior (dashed grey lines). The new posterior no longer has a direct frequentist interpretation under the data-generating  $p(\theta)$ , but as  $n$  grows (bottom panels) both posteriors converge to the same answer by virtue of the Bernstein-von Mises theorem (see van der Vaart (1998), Theorem 10.1, for example). That is, even if one sets the wrong (in a frequentist sense) prior, when certain limiting results apply the posterior asymptotically has a valid frequentist interpretation. Alas, such limiting theorems typically apply to regular finite-dimensional models, and high-dimensional settings where  $\dim(\theta^{(b)}) \gg n$  must be handled with more care.

The empirical Bayes framework, proposed by Robbins (1992), replaces a fully Bayesian prior  $\pi(\theta | \omega)$  (possibly completed by a hyper-prior  $\pi(\omega)$ ) by a data-based prior  $\pi(\theta | \hat{\omega})$ , where  $\hat{\omega}$  is usually obtained via marginal likelihood or variations thereof (see Sections 3 and 5). The hope is that  $\pi(\theta | \hat{\omega})$  is close to the data-generating  $p(\theta)$  and hence gives better frequentist properties than  $\pi(\theta)$ . Robbins (1992) considered parameter estimation settings akin to Figure 2, where one learns about  $\theta^{(b)}$  by using data  $y^{(b')}$  from other experiments  $b' \neq b$ , by letting  $\hat{\omega}$  and hence also  $\pi(\theta^{(b)} | y, \hat{\omega})$  depend on such  $y^{(b')}$ . For a review of empirical Bayes in estimation see Carlin and Louis (2000) (Chapter 3) and for theory see Butucea and Comte (2009); Efron (2016). As mentioned earlier, here we are more interested in data integration and structural learning than in estimation.

Under suitable assumptions, if  $\pi(\theta | \omega)$  is a parametric prior then asymptotically  $\hat{\omega}$  maximizes the prior density of the data-generating  $\theta^*$  (Petrone et al., 2014). See Rousseau and Szabo (2017) for non-parametric extensions. A natural question is whether a fully

Bayesian framework, one where  $\omega$  is not estimated from data, shares such a frequentist interpretation. The answer is that not always. In some settings the empirical Bayes posterior  $\pi(\theta \mid \mathbf{y}, \hat{\omega})$  asymptotically matches  $\pi(\theta \mid \mathbf{y})$  from a fully Bayesian analysis (Petrone et al., 2014), extending the Bernstein-von Mises argument given above, whereas in others empirical and full Bayes cannot be reconciled. In Section 3 we discuss intuitively why empirical and full Bayes may give different answers in our data integration setting, in Section 4 we give precise conditions when this occurs, and in Section 6 we show via examples that the differences are usually not large but that they can be non-negligible. See also Scott and Berger (2010) for a discussion in the multiple testing and variable selection settings.

We remark that there are also pitfalls to empirical Bayes. A first concern for Bayesians is that, by setting a data-dependent  $\pi(\theta \mid \hat{\omega})$ , Bayesian updating is no longer coherent. By coherence we refer to the standard desideratum that, if one observes the data  $\mathbf{y} = (\mathbf{y}_1, \mathbf{y}_2)$  as two separate batches, the posterior  $\pi(\theta \mid \mathbf{y}) \propto p(\mathbf{y} \mid \theta)\pi(\theta)$  is equal to the posterior under the sequential updating  $\pi(\theta \mid \mathbf{y}) \propto p(\mathbf{y}_2 \mid \theta)\pi(\theta \mid \mathbf{y}_1)$ . If  $\pi(\theta)$  is replaced by  $\pi(\theta \mid \hat{\omega})$ , where  $\hat{\omega}$  depends on  $\mathbf{y}$ , such coherence no longer holds. The second concern is more critical in that it also applies to non-Bayesians. The empirical Bayes estimate  $\hat{\omega}$  may collapse onto degenerate solutions, e.g. where  $\pi(\theta \mid \hat{\omega})$  assigns prior probability 0 or 1 to a parameter being zero, resulting in poor inference. We discuss some practical solutions to such degeneracies in Section 3.

### 3. FRAMEWORK

We lay out an empirical Bayes framework for data integration via meta-covariates. The framework is not new, see van de Wiel et al. (2019) and references therein. Consider a setting where the main data records an outcome  $\mathbf{y} = (y_1, \dots, y_n)^T \in \mathbb{R}^n$  for  $n$  individuals and  $p$  covariates  $\mathbf{x}_i \in \mathbb{R}^p$  for  $i = 1, \dots, n$ . For each covariate  $j = 1, \dots, p$ , one also has a vector of  $q$  meta-covariates  $\mathbf{z}_j \in \mathbb{R}^q$ . We denote by  $\mathbf{X}$  the  $n \times p$  covariates matrix with  $i^{th}$  row equal to  $\mathbf{x}_i$ , and by  $\mathbf{Z}$  the  $p \times q$  metacovariates matrix with  $\mathbf{z}_j$  as its  $j^{th}$  row. We remark that the framework can be easily extended to other settings such as graphical models or factor models (Peterson et al., 2016; Schiavon et al., 2022; Jewson et al., 2023), but for simplicity here we focus on regression.

Before proceeding, we discuss some examples to make ideas concrete. Suppose that one wants to study the association between colon cancer survival ( $y_i$ ) and gene expression ( $\mathbf{x}_i$ ), and one has three lists of genes found to be associated to gastrointestinal, endometrial and ovarian cancer survival. Here,  $\mathbf{z}_j \in \{0, 1\}^3$  indicates whether gene  $j$  is included in these 3 lists. The meta-covariates  $\mathbf{z}_j$  may contain further information, such as the biological pathways that each gene is known to be associated with, or whether the covariate corresponds to clinical variable, known risk factors, genomic data, etc. As another example, the director of a school wishes to identify socio-demographic covariates  $\mathbf{X}$  associated with academic performance  $\mathbf{y}$ . The director has reports giving estimated covariate effects  $\mathbf{Z}$  in other schools, but does not have access to the full data from those schools.

**3.1. Empirical vs. full Bayes.** As discussed, the key idea is to set a prior  $\pi(\boldsymbol{\theta} \mid \mathbf{Z}, \boldsymbol{\omega})$  that depends on the meta-covariates  $\mathbf{Z}$  via hyper-parameters  $\boldsymbol{\omega}$ , and where  $\boldsymbol{\omega}$  is estimated via empirical Bayes. For simplicity we denote  $\pi(\boldsymbol{\theta} \mid \boldsymbol{\omega}) := \pi(\boldsymbol{\theta} \mid \mathbf{Z}, \boldsymbol{\omega})$ . We are primarily interested in structural learning where one considers (possibly many) different models for  $\boldsymbol{\theta}$ . We denote such models generically by  $\boldsymbol{\gamma} \in \Gamma$ , where  $\Gamma$  is the set of possible models. For example, in variable selection we have  $\boldsymbol{\theta} = (\theta_1, \dots, \theta_p)^T$  regression parameters and the models are indexed by  $\boldsymbol{\gamma} = (\gamma_1, \dots, \gamma_p) \in \{0, 1\}^p$ , where  $\gamma_j = \mathbb{I}(\theta_j \neq 0)$  is an inclusion indicator for covariate  $j = 1, \dots, p$ . One may also have parameters that are present in all models, such as the error variance or covariates that one forces to be included in the model, but we omit these from the notation for simplicity. Formally, each model  $\boldsymbol{\gamma}$  has its own likelihood  $p(\mathbf{y} \mid \boldsymbol{\theta}, \boldsymbol{\gamma})$ , and the joint fully Bayesian model is

$$p(\mathbf{y}, \boldsymbol{\theta}, \boldsymbol{\gamma}) = p(\mathbf{y} \mid \boldsymbol{\theta}, \boldsymbol{\gamma})\pi(\boldsymbol{\theta} \mid \boldsymbol{\gamma})\pi(\boldsymbol{\gamma}),$$

where  $\pi(\boldsymbol{\gamma})$  is some given model prior. Using Bayes formula, posterior model probabilities are given by  $p(\boldsymbol{\gamma} \mid \mathbf{y}) \propto p(\mathbf{y} \mid \boldsymbol{\gamma})\pi(\boldsymbol{\gamma})$ , where

$$p(\mathbf{y} \mid \boldsymbol{\gamma}) = \int p(\mathbf{y} \mid \boldsymbol{\theta}, \boldsymbol{\gamma})d\Pi(\boldsymbol{\theta} \mid \boldsymbol{\gamma})$$

is the so-called marginal likelihood of model  $\boldsymbol{\gamma}$ , and  $\Pi(\boldsymbol{\theta} \mid \boldsymbol{\gamma})$  the prior measure on the parameters under  $\boldsymbol{\gamma}$ .

To achieve data integration within full Bayes, one would replace  $\pi(\boldsymbol{\gamma})$  by some  $\pi(\boldsymbol{\gamma} \mid \boldsymbol{\omega})$  that depends on the meta-covariates  $\mathbf{Z}$ , and then set a hyper-prior  $\pi(\boldsymbol{\omega})$ . For example, one may set prior inclusion probabilities  $\pi(\gamma_j = 1 \mid \boldsymbol{\omega})$  that depend on the  $j^{\text{th}}$  parameter's covariates  $\mathbf{z}_j$  via a logistic regression with linear predictor  $\mathbf{z}_j^T \boldsymbol{\omega}$ . The issue is that such a fully Bayesian framework gives posterior probabilities  $\pi(\boldsymbol{\gamma} \mid \mathbf{y}) \propto p(\mathbf{y} \mid \boldsymbol{\gamma})\pi(\boldsymbol{\gamma})$ , where

$$\pi(\boldsymbol{\gamma}) = \int \pi(\boldsymbol{\gamma} \mid \boldsymbol{\omega})d\Pi(\boldsymbol{\omega}).$$

By definition  $\pi(\boldsymbol{\gamma})$  does not depend on  $\mathbf{y}$ , it is a quantity defined a priori, and hence it cannot take advantage of learning  $\hat{\boldsymbol{\omega}}$  from  $\mathbf{y}$ . That is, although such  $\pi(\boldsymbol{\gamma})$  depends on meta-covariates, this dependence is set entirely a priori. For example, suppose that one wants to set different prior inclusion probabilities  $\pi(\gamma_j = 1)$  for each  $j$ , but one wishes to learn them from the data, and sets an exchangeable  $\pi(\boldsymbol{\gamma} \mid \boldsymbol{\omega})$ . This task is not possible because  $\pi(\boldsymbol{\gamma})$  is exchangeable (it's a mixture of exchangeable  $\pi(\boldsymbol{\gamma} \mid \boldsymbol{\omega})$ ).

Here we consider an empirical Bayes framework where one sets  $\pi(\boldsymbol{\gamma} \mid \hat{\boldsymbol{\omega}})$  that depends on  $\mathbf{Z}$  and where  $\hat{\boldsymbol{\omega}}$  is learned from the observed  $\mathbf{y}$ . Since  $\pi(\boldsymbol{\gamma} \mid \hat{\boldsymbol{\omega}})$  may be quite different from the  $\pi(\boldsymbol{\gamma})$  used in a fully Bayes setting, in settings where the (marginal) likelihood  $p(\mathbf{y} \mid \boldsymbol{\gamma})$  does not fully dictate inference even asymptotically (e.g. high-dimensional settings where prior regularization can be critical), the empirical and full Bayes solutions may not match as  $n$  grows. In other situations where the combination of  $p(\mathbf{y} \mid \boldsymbol{\gamma})$  and  $p(\boldsymbol{\gamma})$  are sufficiently informative, the fully Bayesian solution matches the empirical Bayes solution asymptotically (Petrone et al., 2014).

We remark that in the framework above only the model prior  $\pi(\boldsymbol{\gamma} \mid \boldsymbol{\omega})$  depends on  $\mathbf{Z}$ , but it is also possible to consider a prior on parameters  $\pi(\boldsymbol{\theta} \mid \boldsymbol{\gamma}, \boldsymbol{\omega})$  that depends on



$\omega$ . For example, Jewson et al. (2023) considered a spike-and-slab graphical model where the slab’s mean and variance depend on  $\mathbf{Z}$ . The theory of Section 4 can be extended to such settings, but the computational algorithms in Section 5 get more involved, and in particular some of the simplified gradients given there no longer apply.

**3.2. Hyper-parameter estimation in empirical Bayes.** A possible strategy to obtain  $\hat{\omega}$  is to maximize the log-marginal likelihood

$$\log p(\mathbf{y} \mid \omega) = \log \left( \sum_{\gamma \in \Gamma} p(\mathbf{y} \mid \gamma, \omega) \pi(\gamma \mid \omega) \right).$$

However in our setting maximizing  $p(\mathbf{y} \mid \omega)$  may lead to degenerate priors. Specifically,  $\hat{\omega}$  may lead to prior inclusion probabilities  $\pi(\gamma_j = 1 \mid \mathbf{y}, \hat{\omega})$  that are either 1 or 0 for all covariates  $j$ , see Section 5.1. Practical fixes include constraining the support of  $\omega$  such that the degeneracies cannot occur, considering two-step solutions where one does not fully maximize  $\log p(\mathbf{y} \mid \omega)$  or setting a minimally informative prior on  $\omega$ . The theory in Section 4 discusses such a two-step solution, which we use there because it facilitates theoretical analysis. The results therein show that, for the particular case where one has a single meta-covariate and a particular initial choice of  $\omega$ , the two-step solution asymptotically avoids degeneracies. More generally however, we advocate for setting minimally informative priors on  $\omega$  that avoid the degeneracies for finite  $n$  and in more general settings (e.g. more than one covariate), by setting zero prior density to problematic  $\omega$  values. We next discuss such a possible minimally informative prior, which is based on the idea that prior inclusion probabilities should not be excessively close to 0 or 1, and which we use for our examples in Section 6.

Suppose that  $\pi(\gamma \mid \omega) = \prod_{j=1}^p \pi(\gamma_j \mid \omega)$  and that  $\pi(\gamma_j = 1 \mid \omega) = m_j(\omega)$  for some invertible function  $m_j$ . By default, take the inverse logit function  $m_j(\omega) = 1/(1 + e^{-\mathbf{z}_j^T \omega})$ , for its interpretability and because it leads to some computational simplifications (Section 5). Consider the prior  $\omega \sim N(\mathbf{0}, g\mathbf{V})$  for some known  $\mathbf{V}$  where, taking inspiration from the popular Zellner prior, by default we set  $\mathbf{V} = (\mathbf{Z}^T \mathbf{Z}/p)^{-1}$ . The scaling by  $p$  facilitates interpretability: if the columns in  $\mathbf{Z}$  (other than the intercept) have zero column means, then  $\mathbf{V}$  is equal to the sample precision (inverse covariance) matrix of  $\mathbf{Z}$  multiplied by  $g$ .

We next discuss how to set a minimally informative default for  $g$ . The idea is to set  $g$  such that  $\pi(\omega)$  is unlikely to generate a value of  $\omega$  that leads to some prior inclusion probabilities that are very close to 0 or 1. In more detail, note that the prior inclusion probabilities  $m_j(\omega)$  are random, since they depend on  $\omega$ . We propose setting  $g$  such that all  $m_j(\omega) \in (0.001, 0.999)$  with prior probability  $P(m_j(\omega) \in [0.001, 0.999]) \geq 0.95$ . Consider for example the inverse logit function, we then seek

$$0.95 \leq P(m_j(\omega) \in [0.001, 0.999]) \Rightarrow g \leq \frac{1}{v_j} \left( \frac{\log(0.001/0.999)}{\Phi^{-1}(0.05/2)} \right)^2,$$

where  $\Phi^{-1}$  is the standard normal quantile function,  $v_j = \mathbf{z}_j^T \mathbf{V} \mathbf{z}_j$ , and we used that  $\mathbf{z}_j^T \omega \sim N(0, gv_j)$ . We hence take  $g$  by replacing  $v_j$  above by  $\max_{j=1}^p v_j$ .

#### 4. THEORY FOR VARIABLE SELECTION CONSISTENCY

We consider a simplified setting where one has a high-dimensional linear regression  $\mathbf{y} \sim N(\mathbf{X}\boldsymbol{\theta}, \phi I)$ , where  $\phi > 0$  is the error variance, and a single discrete meta-covariate  $z_j \in \{1, \dots, B\}$  that splits covariates  $j = 1, \dots, p$  into  $B$  blocks. Letting  $\gamma_j = \mathbf{I}(\theta_j \neq 0)$  as before, we consider a model prior  $\pi(\boldsymbol{\gamma} \mid \boldsymbol{\omega}) = \prod_{j=1}^p \text{Bern}(\gamma_j; \omega_{z_j})$ , where  $\boldsymbol{\omega} = (\omega_1, \dots, \omega_B) \in [0, 1]^B$  are prior inclusion probabilities for each block. The number of covariates  $p$  can grow with  $n$ . To ease the exposition and proofs, we assume that  $\phi$  is known and that one sets Zellner's prior

$$\pi(\boldsymbol{\theta}_\gamma \mid \boldsymbol{\gamma}) = N(\boldsymbol{\theta}_\gamma; \mathbf{0}, g\phi(\mathbf{X}_\gamma^T \mathbf{X}_\gamma/n)^{-1}),$$

where  $\boldsymbol{\theta}_\gamma = \{\theta_j : \gamma_j = 1\}$  are the non-zero parameters under model  $\boldsymbol{\gamma}$ ,  $\mathbf{X}_\gamma$  the corresponding columns of  $\mathbf{X}$  and  $g > 0$  a given prior dispersion. Our results can be extended to unknown  $\phi$  and to other Gaussian priors by placing eigenvalue conditions on  $\mathbf{X}_\gamma^T \mathbf{X}_\gamma$ , for example those listed in Sections 2.3-2.4 of Rossell (2022). In particular, one could consider a block-dependent prior dispersion, but we do not do this here for brevity and because its main role would be to induce block-dependent sparsity, which is already achieved by  $\boldsymbol{\omega}$ . Throughout, we assume that one constrains attention to models such that  $\mathbf{X}_\gamma$  has full column rank for any  $\boldsymbol{\gamma} \in \Gamma$ , and that the true model lies in the set of considered models.

We provide two main results. Theorem 1 in Section 4.1 states that, when  $\boldsymbol{\omega}$  satisfies certain conditions, the posterior distribution on models  $\pi(\boldsymbol{\gamma} \mid \mathbf{y}, \boldsymbol{\omega})$  concentrates on  $\boldsymbol{\gamma}^* = (\gamma_1^*, \dots, \gamma_p^*)$ , where  $\gamma_j^* = \mathbf{I}(\theta_j^* \neq 0)$  and  $\boldsymbol{\theta}^*$  is the data-generating parameter. Theorem 1 hold under milder conditions than those required when setting equal prior inclusion probabilities in all blocks  $\omega_1 = \dots = \omega_B$  (obviously, since we consider a strictly wider set of  $\boldsymbol{\omega}$  values), and also than those required by the Beta-Binomial model prior of Scott and Berger (2010), and by any standard (non block-dependent)  $L_0$  criterion. The interest of Theorem 1 is that it gives the best possible consistency result attainable by integrating the meta-covariates  $\mathbf{Z}$ , if an oracle were to set  $\boldsymbol{\omega}$  to an ideal value. Theorem 2 in Section 4.2 shows that, under slightly stronger conditions, one can obtain  $\hat{\boldsymbol{\omega}}$  that also leads to consistent model selection under milder conditions than under  $\omega_1 = \dots = \omega_B$ , a Beta-Binomial model prior, and standard  $L_0$  criteria.

**4.1. Improved consistency with data integration.** We denote by  $p_b = \sum_{j=1}^p \mathbf{I}(z_j = b)$  the number of variables in block  $b$ , by  $p_{\boldsymbol{\gamma}, b} = \sum_{j=1}^p \gamma_j \mathbf{I}(z_j = b)$  the number of those selected by  $\boldsymbol{\gamma}$ , and by  $s_b = \sum_{j=1}^p \gamma_j^* \mathbf{I}(z_j = b)$  the number of truly active variables in block  $b$ . We denote by  $\mathbf{X}_\gamma$  the subset of columns of  $\mathbf{X}$  selected by  $\boldsymbol{\gamma}$  (i.e., such that  $\gamma_j = 1$ ), and  $\mathbf{X}_{\boldsymbol{\gamma}^* \setminus \boldsymbol{\gamma}}$  those selected by  $\boldsymbol{\gamma}^*$  but not  $\boldsymbol{\gamma}$ . Under the priors set above, simple algebra shows that

$$(1) \quad \frac{\pi(\boldsymbol{\gamma}^* \mid \mathbf{y}, \boldsymbol{\omega})}{\pi(\boldsymbol{\gamma} \mid \mathbf{y}, \boldsymbol{\omega})} = \exp \left\{ -\frac{gnW_{\boldsymbol{\gamma}\boldsymbol{\gamma}^*}}{2\phi(1+gn)} \right\} \prod_{b=1}^B \left( \frac{\omega_b}{(1+gn)^{1/2}(1-\omega_b)} \right)^{p_{\boldsymbol{\gamma}^*, b} - p_{\boldsymbol{\gamma}, b}}$$

where  $W_{\boldsymbol{\gamma}\boldsymbol{\gamma}^*} = \hat{\boldsymbol{\theta}}_\gamma^T \mathbf{X}_\gamma^T \mathbf{X}_\gamma \hat{\boldsymbol{\theta}}_\gamma - \hat{\boldsymbol{\theta}}_{\boldsymbol{\gamma}^*}^T \mathbf{X}_{\boldsymbol{\gamma}^*}^T \mathbf{X}_{\boldsymbol{\gamma}^*} \hat{\boldsymbol{\theta}}_{\boldsymbol{\gamma}^*}$  and  $\hat{\boldsymbol{\theta}}_\gamma = (\mathbf{X}_\gamma^T \mathbf{X}_\gamma)^{-1} \mathbf{X}_\gamma^T \mathbf{y}$  is the least-squares estimate. The first term on the right-hand side in (1) compares the sum of

squared residuals between  $\gamma$  and  $\gamma^*$ , and hence rewards goodness-of-fit, whereas the second term is a complexity penalty. Its logarithm is  $\sum_{b=1}^B (p_{\gamma,b} - p_{\gamma^*,b}) \kappa_b$ , where

$$(2) \quad \kappa_b = \frac{1}{2} \log(1 + gn) + \log(1/\omega_b - 1)$$

plays a key role in our conditions, which we now state.

**A1.** The number of blocks  $B$  is constant.

**A2.** For each block  $b$ , there exists  $f_b \rightarrow \infty$  (as  $n \rightarrow \infty$ ) such that for sufficiently large  $n$ ,  $\kappa_b = \log(p_b - s_b) + f_b$ .

**A3.** For each block  $b$ , there exists  $g_b \rightarrow \infty$  such that for sufficiently large  $n$ ,

$$\sqrt{\frac{(1 - \nu)n\phi^{-1}\rho(\mathbf{X})}{6}} \theta_{\min,b}^* - \sqrt{\kappa_b} = \sqrt{\log(s_b)} + g_b,$$

where  $\theta_{\min,b} = \min_{z_j=b, \theta_j^* \neq 0} |\theta_j^*|$ ,  $\nu := \frac{1}{2}(1 + \max_b \log(p_b - s_b)/\kappa_b) \in (\frac{1}{2}, 1)$ ,

$$(3) \quad \rho(\mathbf{X}) = \min_{\gamma: \gamma \not\subseteq \gamma^*} \lambda_{\min} \left( \frac{1}{n} \mathbf{X}_{\gamma^* \setminus \gamma}^\top (I - \mathbf{P}_\gamma) \mathbf{X}_{\gamma^* \setminus \gamma} \right),$$

$\lambda_{\min}$  denotes the smallest eigenvalue, and  $\mathbf{P}_\gamma = \mathbf{X}_\gamma (\mathbf{X}_\gamma^\top \mathbf{X}_\gamma)^{-1} \mathbf{X}_\gamma^\top$  is the usual projection matrix onto the column span of  $\mathbf{X}_\gamma$ .

Assumption A2 requires  $\kappa_b$  to be large enough, that is that the prior penalizes sufficiently complex models. A3 is a betamin condition on the smallest non-zero parameter  $\theta_{\min,b}^*$  in block  $b$ . The quantity  $\rho(\mathbf{X})$  is non-negative and relates to how distinguishable non-overfitted models  $\gamma$  are from  $\gamma^*$ . More specifically,  $\frac{1}{n} \mathbf{X}_{\gamma^* \setminus \gamma}^\top (I - \mathbf{P}_\gamma) \mathbf{X}_{\gamma^* \setminus \gamma}$  is the sample covariance of the residuals when regressing  $\mathbf{X}_{\gamma^* \setminus \gamma}$  on  $\mathbf{X}_\gamma$ , and  $\rho(\mathbf{X}) = 1$  in a simplest orthonormal case where  $\mathbf{X}^\top \mathbf{X} = nI$ . Assumptions A2-A3 are fairly minimal. For orthonormal designs A2-A3 are similar to Assumptions A4-A5 in Rognon-Vael et al. (2025), which the authors showed to be near-necessary. Also, when applied to the  $B = 1$  blocks setting, these conditions are very similar (and in some settings, slightly weaker) than those required by  $L_0$  criteria that know the true model size analyzed in Wainwright (2009). Further, Rognon-Vael et al. (2025) (Sections 4.3 and S7) showed that A2-A3 match necessary conditions for consistent model recovery in a wide range of regimes, and that A2-A3 are milder than those required when one uses standard  $L_0$  criteria or a Beta-Binomial model prior.

**Theorem 1.** *If Assumptions A1 holds and  $\omega$  satisfies A2 and A3, then  $\lim_{n \rightarrow \infty} E[\pi(\gamma^* | \mathbf{y}, \omega)] = 1$ .*

Theorem 1 shows that  $\pi(\gamma^* | \mathbf{y}, \omega)$  converges to 1 in the  $L_1$  sense. Its proof also provides bounds for the convergence rate, which we omit here for simplicity. By Proposition 1 in Rossell (2022), such  $L_1$  convergence rates bound the frequentist probability of a wrong model selection, as well as type I and II error probabilities.

**4.2. Consistency for empirical Bayes.** Theorem 1 gives a range of block-based  $\omega$  leading to consistent model selection. We now show that it is possible to obtain a data-based  $\hat{\omega}$  that also leads to consistent model selection. We analyze the following two-step procedure.

- (1) Set  $\hat{\omega}_b^{(0)} = 1/(p+1)$  for  $b = 1, \dots, B$ , so that  $\kappa_b^{(0)} = \log(p) + \frac{1}{2} \log(1 + gn)$ .
- (2) Set  $\hat{\omega}_b^{(1)} = \frac{1}{p_b} \sum_{z_j=b} \pi(\gamma_j = 1 \mid \mathbf{y}, \hat{\omega}^{(0)})$ , and  $\kappa_b^{(1)} = \log(1/\hat{\omega}_b^{(0)} - 1) + \frac{1}{2} \log(1 + gn)$ .

This procedure can be seen as first taking  $\hat{\omega}_b^{(0)} = 1/(p+1)$  in all blocks, which is a sparse choice assuming a constant prior expected number of active covariates as  $p$  grows. If one sets  $\hat{\omega}_b^{(0)} = c/(p+1)$  for constant  $c$ , our theory continues to hold with minor modifications. In Step 2, one obtains  $\hat{\omega}_b^{(1)}$  by taking the average posterior inclusion probability in block  $b$ , given the data and  $\hat{\omega}^{(0)}$ . Formally, Step 2 is a fixed-point iteration aimed at setting  $\nabla_{\omega} \log p(\mathbf{y} \mid \omega) = \mathbf{0}$ , see the discussion after Theorem 3 in Section 5.1.

The consistency of the two-step procedure can be established under slightly stronger conditions than A2-A3, called A4-A6 below, but still milder than those attainable by a model prior that does not use the meta-covariates. To discuss these assumptions, we introduce a notion of small, intermediate and large truly active signals  $|\theta_j^*|/\sqrt{\phi}$  in each block, denoted  $S_b^S$ ,  $S_b^I$ , and  $S_b^L$  respectively. Let  $\bar{\lambda}$  be the largest eigenvalue of  $\mathbf{X}_{\gamma^*}^T \mathbf{X}_{\gamma^*}$  and  $\kappa_b$  as defined in (2), then

$$\begin{aligned} S_b^S(\kappa_b) &:= \left\{ j : z_j = b, \theta_j^* \neq 0, \sqrt{n\bar{\lambda}}|\theta_j^*|/\sqrt{\phi} = o(\sqrt{\kappa_b}) \right\} \\ S_b^L(\kappa_b) &:= \left\{ j : z_j = b, \theta_j^* \neq 0, \sqrt{\frac{(1-\nu)n\rho(\mathbf{X})}{6\phi}}|\theta_j^*| - \sqrt{\kappa_b} = \sqrt{\ln(s_b)} + g_b \right\}. \\ S_b^I(\kappa_b) &:= \{j : z_j = b\} \setminus (S_b^L(\kappa_b) \cup S_b^S(\kappa_b)). \end{aligned}$$

We are now ready to state the conditions. Condition A4 imposes a mild bound on number of truly active covariates. A5 is a slightly stronger version of A3, requiring that the number of large signals is not too small, where as A6 requires that the number of small signals is not too large. Both conditions are stated in terms of  $\kappa_b^{(0)}$  defined in Step 1. Intuitively, if there were too many small signals or too few large signals relative to  $\kappa_b^{(0)}$ , then  $\hat{\omega}_b^{(1)}$  would be a poor estimator of the proportion of truly active covariates in block  $b$ , and the posterior would not be guaranteed to concentrate on  $\gamma^*$ .

**A4.** The total number of truly active covariates  $\sum_{b=1}^B s_b = o(\sqrt{1 + gn})$ .

**A5.** For each block  $b$ , there exists  $a_b \rightarrow \infty$  such that for sufficiently large  $n$ ,

$$\sqrt{\frac{(1-\psi)n\phi^{-1}\rho(\mathbf{X})}{6}}\theta_{\min,b}^* - \sqrt{\log\left(\frac{p_b}{|S_b^L(\kappa_b^{(0)})|} - 1\right) + \frac{1}{2}\log(1 + gn)} = \sqrt{\log(s_b)} + a_b.$$

$$\text{where } \psi = \frac{1}{2} \left( 1 + \max_b \log(p_b - s_b) / (\log(p_b/s_b - 1) + \log(1 + gn)/2) \right).$$

**A6.** For each block  $b$ , it holds that  $|S_b^I(\kappa_b^{(0)})| = O(1)$  and  $|S_b^S(\kappa_b^{(0)})| = O(p_b - s_b)$ .

**Theorem 2.** *If Assumptions A1, A4, A5 and A6 hold, then  $\lim_{n \rightarrow \infty} E[\pi(\gamma^* \mid \mathbf{y}, \hat{\omega}^{(1)})] = 1$ .*

## 5. COMPUTATIONAL FRAMEWORK

We discuss computational algorithms to obtain the empirical Bayes estimate  $\hat{\omega} = \arg \max_{\omega} \log \pi(\omega \mid \mathbf{y}) = \arg \max_{\omega} \log p(\mathbf{y} \mid \omega) + \log \pi(\omega) =$

$$(4) \quad \arg \max_{\omega} \log \left( \sum_{\gamma} p(\mathbf{y} \mid \gamma) \pi(\gamma \mid \omega) \right) - \frac{1}{2g} \omega^T \mathbf{V}^{-1} \omega,$$

where  $(g, \mathbf{V})$  are as in Section 3.2. Directly maximizing (4) poses a computational challenge, because it involves a prohibitive sum over all models  $\gamma$ , e.g.  $2^p$  in regression. We next discuss some strategies that render this problem tractable.

In Section 5.1 we provide results showing that maximizing (4) is amenable to stochastic gradient methods, as long as one can quickly evaluate  $p(\mathbf{y} \mid \gamma)$  for any given model  $\gamma$ . We remark that  $p(\mathbf{y} \mid \gamma)$  is only available in closed-form for specific models such as linear or additive regression with Gaussian outcomes. However, in practice one can use Laplace approximations and recent extensions like the approximate Laplace approximation (Kass et al., 1990; Rossell et al., 2021; Rossell and Rubio, 2021), which allow to quickly approximate  $p(\mathbf{y} \mid \gamma)$  in popular models such as generalized linear and generalized additive models. Hence, the results in Section 5.1 can be useful for a relatively wide model class. Section 5.2 extends the results of Section 5.1 to the setting of an EM algorithm that eases somewhat the computational burden of the stochastic gradients from Section 5.1. Finally, in Section 5.3 we discuss how to go beyond a point estimate  $\hat{\omega}$  to obtain a full posterior  $\pi(\omega \mid \mathbf{y})$ , and briefly discuss strategies for the case where  $p(\mathbf{y} \mid \gamma)$  cannot be easily computed. We remark that  $\log \pi(\omega \mid \mathbf{y})$  is typically multi-modal, hence gradient-based methods find a local mode, whereas sampling  $\pi(\omega \mid \mathbf{y})$  may be more effective at exploring multiple modes.

**5.1. Gradient-based methods.** Our main results are as follows. First, Theorem 3 shows that under fairly general conditions the gradient of (4) can be evaluated as a sum over only  $p$  terms. We then derive an EM algorithm to obtain a local mode for (4) that also only requires sums over  $p$  terms (Corollary 1), and brings some further simplifications. Finally, Proposition 1 shows that in an important particular case where the meta-covariates  $\mathbf{Z}$  partition the parameters into blocks, the M-step is available essentially in closed-form. For example, the partition could be given by a list of covariates found to be relevant in a prior study, or by clustering the covariates into blocks using  $\mathbf{Z}$ . More specifically, the main implication of Theorem 3 is that, if  $\pi(\gamma \mid \omega)$  factors, then  $\nabla_{\omega} \log p(\mathbf{y} \mid \omega)$  can be evaluated as a sum over  $p$  terms. Theorem 3 is not limited to  $\pi(\gamma_j = 1 \mid \omega)$  given by the logit function: one may parameterize  $\pi(\gamma_j = 1 \mid \omega)$  using an arbitrary function  $m_j(\cdot)$ , including non-parametric choices. Theorem 3 is a novel result that is related to Proposition 3.1 in Papaspiliopoulos et al. (2025) and Lemma S0.1 in Rognon-Vael et al. (2025), but is more general as these authors considered different settings to ours and only the logit function.

**Theorem 3.** Let  $\pi(\gamma \mid \mathbf{y}, \omega) \propto p(\mathbf{y} \mid \gamma)\pi(\gamma \mid \omega)$  for an arbitrary model prior  $\pi(\gamma \mid \omega)$ . Then

$$\nabla_{\omega} \log p(\mathbf{y} \mid \omega) = E_{\gamma} [\nabla_{\omega} \log \pi(\gamma \mid \omega) \mid \mathbf{y}, \omega] = \sum_{\gamma} \pi(\gamma \mid \mathbf{y}, \omega) \nabla_{\omega} \log \pi(\gamma \mid \omega).$$

If  $\pi(\gamma \mid \omega) = \prod_{j=1}^p \text{Bern}(\gamma_j; m_j(\omega))$  for a given differentiable  $m_j(\omega)$ , then

$$\nabla_{\omega} \log p(\mathbf{y} \mid \omega) = \sum_{j=1}^p \frac{\nabla_{\omega} m_j(\omega)}{m_j(\omega)[1 - m_j(\omega)]} [\pi(\gamma_j = 1 \mid \mathbf{y}, \omega) - \pi(\gamma_j = 1 \mid \omega)].$$

Further,  $\nabla_{\omega} \log p(\mathbf{y} \mid \omega) = \sum_{j=1}^p \mathbf{z}_j [\pi(\gamma_j = 1 \mid \mathbf{y}, \omega) - \pi(\gamma_j = 1 \mid \omega)]$  for the inverse logit function  $m_j(\omega) = (1 + e^{-\mathbf{z}_j^T \omega})^{-1}$ .

Beyond computation, Theorem 3 provides intuition for the empirical Bayes solution, and for the degeneracies associated to maximizing  $p(\mathbf{y} \mid \omega)$  mentioned in Section 3.2. Said interpretation is simplest when  $\pi(\gamma \mid \omega) = \prod_{j=1}^p \text{Bern}(\gamma_j; m_j(\omega))$  and  $m_j(\omega)$  is the inverse logit function. Then, setting  $\nabla_{\omega} \log p(\mathbf{y} \mid \omega) = \mathbf{0}$  is equivalent to

$$\sum_{j=1}^p \mathbf{z}_j \pi(\gamma_j = 1 \mid \omega) = \sum_{j=1}^p \mathbf{z}_j \pi(\gamma_j = 1 \mid \mathbf{y}, \omega).$$

That is, the inner-products between the columns of  $\mathbf{Z}$  and the vector of prior inclusion probabilities  $(\pi(\gamma_1 = 1 \mid \omega), \dots, \pi(\gamma_p = 1 \mid \omega))$  must be equal to the inner products with the posterior inclusion probabilities. For example, if  $\mathbf{Z}$  divides covariates into  $B$  blocks, this implies that the average prior and posterior inclusion probabilities within each block must be equal. This is on the one hand intuitive, one sets higher prior inclusion probabilities in the blocks where the corresponding posterior probabilities are higher. On the other hand the expression for the gradient highlights the degeneracy problem: if  $\omega$  is such that all  $\pi(\gamma_j = 1 \mid \omega)$  is equal to either 1 or 0 for all  $j$ , then  $\pi(\gamma_j = 1 \mid \mathbf{y}, \omega) = \pi(\gamma_j = 1 \mid \omega)$  and  $\nabla_{\omega} \log p(\mathbf{y} \mid \omega) = \mathbf{0}$ . This issue can be addressed by setting a minimally informative  $\pi(\omega)$  (Section 3.2).

Theorem 3 enables the use of stochastic gradient methods where one uses samples from  $\pi(\gamma \mid \mathbf{y}, \omega)$  to estimate  $\nabla_{\omega} \log p(\mathbf{y} \mid \omega)$ . In principle, for each newly considered  $\omega$  one must obtain new samples from the corresponding  $\pi(\gamma \mid \mathbf{y}, \omega)$ . This is less cumbersome than it might first appear. First,  $\pi(\gamma \mid \mathbf{y}, \omega) \propto p(\mathbf{y} \mid \gamma)\pi(\gamma \mid \omega)$  where  $p(\mathbf{y} \mid \gamma)$  does not depend on  $\omega$ . Hence, once  $p(\mathbf{y} \mid \gamma)$  is first computed, it can be stored and re-used for all  $\pi(\gamma \mid \omega)$ . Second, if one has samples from  $\pi(\gamma \mid \mathbf{y}, \omega)$  one may use sequential Monte Carlo to sample from  $\pi(\gamma \mid \mathbf{y}, \omega')$ , and the associated weights are simply  $\pi(\gamma \mid \omega')/\pi(\gamma \mid \omega)$ . Third, we next derive an EM that allows one to do multiple updates of  $\omega$  using a single set of samples from  $\pi(\gamma \mid \omega)$  at each EM iteration.

**5.2. Expectation-Maximization algorithm.** Consider an EM algorithm setting where the likelihood for the full data  $(\mathbf{y}, \gamma)$  is given by  $p(\mathbf{y}, \gamma \mid \omega) \propto p(\mathbf{y} \mid \gamma)\pi(\gamma \mid \omega)$ , and where  $\gamma$  are the latent variables in the usual definition of the EM algorithm. The algorithm requires an E-step where one obtains the expected full data log-likelihood with respect to  $\gamma$ , given the data  $\mathbf{y}$  and the current parameter estimate  $\hat{\omega}^{(k)}$ . This requires

obtaining  $\pi(\gamma \mid \mathbf{y}, \hat{\omega}^{(k)})$  and, if an exact computation is too costly (one cannot enumerate all models), one may use a stochastic EM algorithm where  $\pi(\gamma \mid \mathbf{y}, \hat{\omega}^{(k)})$  is replaced by the frequency of posterior samples visiting model  $\gamma$ . Given such  $\pi(\gamma \mid \mathbf{y}, \hat{\omega}^{(k)})$ , the M-step seeks to maximize

$$E_{\gamma} [\log p(\mathbf{y} \mid \gamma) + \log \pi(\gamma \mid \omega) \mid \mathbf{y}, \omega = \hat{\omega}^{(k)}] + \log \pi(\omega) = c + f(\omega) + \log \pi(\omega),$$

where  $c$  is a constant that does not depend on  $\omega$  and

$$f(\omega) = \sum_{\gamma} \pi(\gamma \mid \mathbf{y}, \hat{\omega}^{(k)}) \log \pi(\gamma \mid \omega).$$

This expression is analogous to that in Theorem 3, replacing  $\pi(\gamma \mid \mathbf{y}, \omega)$  by  $\pi(\gamma \mid \mathbf{y}, \hat{\omega}^{(k)})$ . Also similar to Theorem 3, Corollary 1 gives an expression to evaluate  $\nabla_{\omega} f(\omega)$  using only  $p$  operations when  $\pi(\gamma \mid \omega)$  factors.

**Corollary 1.** *If  $\pi(\gamma \mid \omega) = \prod_{j=1}^p \text{Bern}(\gamma_j \mid m_j(\omega))$ , then*

$$\nabla_{\omega} f(\omega) = \sum_{j=1}^p \frac{\nabla_{\omega} m_j(\omega)}{m_j(\omega)[1 - m_j(\omega)]} [\pi(\gamma_j = 1 \mid \mathbf{y}, \hat{\omega}) - \pi(\gamma_j = 1 \mid \omega)].$$

*In the particular case  $m_j(\omega) = 1/(1 + e^{z_j^T \omega})$ , then  $\nabla_{\omega} f(\omega) = \mathbf{Z}^T [\hat{\boldsymbol{\pi}} - \mathbf{m}(\omega)]$  and  $\nabla_{\omega}^2 f(\omega) = -\mathbf{Z}^T \mathbf{D}(\omega) \mathbf{Z}$  where  $\hat{\boldsymbol{\pi}} = (\pi(\gamma_1 \mid \mathbf{y}, \hat{\omega}), \dots, \pi(\gamma_p \mid \mathbf{y}, \hat{\omega}))^T$ ,  $\mathbf{m}(\omega) = (m_1(\omega), \dots, m_p(\omega))^T$  and  $\mathbf{D}(\omega) = \text{diag}(m_1(\omega), \dots, m_p(\omega))$ .*

Briefly, each M-step requires solving  $\nabla_{\omega} f(\omega) = \mathbf{A}[\hat{\boldsymbol{\pi}} - \mathbf{m}(\omega)] = \mathbf{0}$ , where  $\mathbf{A}$  is the  $q \times p$  matrix with  $j^{\text{th}}$  column equal to  $[\nabla_{\omega} m_j(\omega)]/(m_j(\omega)[1 - m_j(\omega)])$ ,  $\mathbf{m}(\omega) \in \mathbb{R}^p$  the vector with  $j^{\text{th}}$  entry equal to  $m_j(\omega)$ , and  $\hat{\boldsymbol{\pi}} \in \mathbb{R}^p$  the vector with  $j^{\text{th}}$  entry  $\pi(\gamma_j = 1 \mid \mathbf{y}, \hat{\omega})$ . One may use any standard optimization algorithm, and in our examples we used Newton-Raphson. When  $m_j(\omega)$  is the inverse logit function, it is easy to see that the objective function of the M-step is strictly concave and therefore the maximum, if it exists, is unique.

Finally, we consider in Proposition 1 an important particular case where the M-step has a particularly simple solution. The result holds when  $\mathbf{Z}$  has  $q$  unique and linearly independent rows. This occurs when  $\mathbf{Z}$  divides the covariates into  $q$  blocks, and when the rows of  $\mathbf{Z}$  are clustered into  $q$  blocks, and one replaces  $\mathbf{Z}$  by the mean of the assigned cluster. The solution requires a univariate function  $h()$  that can be easily evaluated using Newton's method.

**Proposition 1.** *Let  $\mathbf{U}$  be the sub-matrix containing the unique rows of the  $p \times q$  matrix  $\mathbf{Z}$ . Suppose that  $\mathbf{U}$  has  $q$  rows and rank  $q$ ,  $m_j(\omega) = 1/(1 + e^{-z_j^T \omega})$ , and  $\omega \sim N(\mathbf{0}, g(\mathbf{Z}^T \mathbf{Z}/p)^{-1})$ . Then  $\nabla_{\omega} f(\hat{\omega}) + \nabla_{\omega} \log \pi(\hat{\omega}) = \mathbf{0}$ , where  $\hat{\omega} = \mathbf{U}^{-1} \tilde{\omega}$  and  $\tilde{\omega}_j = h(a_j, gp)$ , where  $h(a, c)$  is the solution to  $1/(1 + e^{-w}) + w/c = a$ ,  $a_j = \sum_{i=1}^p \tilde{z}_{ij}^T \hat{\pi}_i / \sum_{i=1}^p z_{ij}$ ,  $\tilde{\mathbf{Z}} = \mathbf{Z} \mathbf{U}^{-1}$  and  $\hat{\boldsymbol{\pi}}$  is as in Corollary 1.*

**5.3. Other computational methods.** An alternative to obtaining a point estimate  $\hat{\omega}$  maximizing the posterior  $\pi(\omega | \mathbf{y})$  is to approximate this posterior with MCMC. That is, one performs fully Bayesian inference using  $\pi(\omega | \mathbf{y})$ , obtains  $\hat{\omega}$  as some sensible posterior summary such as the posterior mean, and finally uses a second MCMC run to approximate  $\pi(\theta | \mathbf{y}, \hat{\omega})$ . Here we do not discuss the many options available in the MCMC literature, but rather outline strategies that are relatively simple to implement.

A first option is to use the gradients derived in Section 5.1 within stochastic gradient MCMC (see Nemeth and Fearnhead (2021) for a review). Alternatively, it is often simple to design an MCMC algorithm to sample either from  $\pi(\gamma, \omega | \mathbf{y})$  or from  $\pi(\theta, \gamma, \omega | \mathbf{y})$ . For example, this strategy was used by Jewson et al. (2023) in Gaussian graphical model setting. Briefly, given some initialization  $(\gamma^{(0)}, \omega^{(0)})$ , one may use a block Gibbs sampler where its iteration  $l = 1, 2, \dots$  proceeds as follows:

- (1) Sample  $\gamma^{(l)} \sim \pi(\gamma | \mathbf{y}, \omega^{(l-1)}) \propto p(\mathbf{y} | \gamma) \pi(\gamma | \omega^{(l-1)})$ .
- (2) Sample  $\omega^{(l)} \sim \pi(\omega | \mathbf{y}, \gamma^{(l)}) \propto \pi(\gamma^{(l)} | \omega) \pi(\omega)$ .

Upon convergence,  $\omega^{(l)}$  is by definition a sample from  $\pi(\omega | \mathbf{y})$ . One may set  $\hat{\omega}$  to the posterior mean  $L^{-1} \sum_{l=1}^L \omega^{(l)}$  (possibly after discarding a burn-in period), or to some Monte Carlo estimate of the posterior mode. Step 1 requires sampling from the posterior of the model  $\gamma$  given hyper-parameters  $\omega = \omega^{(l-1)}$ . This step has the same complexity as sampling  $\gamma$  in a fully Bayesian setting where no data integration is performed. Step 1 is easy to implement as long as one can compute or approximate  $p(\mathbf{y} | \gamma)$ , as is the case for generalized linear and generalized additive models, for example (see the opening of Section 5 for some discussion). Step 2 is typically also easy. First, note that  $\omega$  is often low-dimensional and that  $\nabla_{\omega} \log \pi(\gamma | \omega)$  is usually easy to obtain (else, one can use automatic differentiation), enabling the use of gradient-based methods such as Hamiltonian Monte Carlo. Second, if  $\pi(\gamma | \omega) = \prod_j \text{Bern}(\gamma_j; m_j(\omega))$  where  $m_j$  is the inverse logit (or some other suitable) function, Step 2 requires sampling from the posterior of a logistic regression model where the observed outcomes are  $\gamma_1^{(l)}, \dots, \gamma_p^{(l)}$ , for which a plethora of algorithms are available.

If marginal likelihoods  $p(\mathbf{y} | \gamma)$  in Step 1 are hard to approximate, one could alternatively sample  $\theta^{(l)} \sim \pi(\theta | \mathbf{y})$  using PDMPs such as the sticky Zig-Zag sampler (Bierkens et al., 2023), and subsequently obtain  $\gamma^{(l)}$  as a deterministic function of  $\theta^{(l)}$ . Briefly, PDMPs only require being able to evaluate the likelihood  $\pi(\mathbf{y} | \theta)$ , and can handle situations where  $\pi(\theta | \omega)$  is such that some singletons have non-zero prior probability. For example, in variable selection we have non-zero  $\pi(\theta_j = 0 | \omega)$  and, after sampling  $\theta^{(l)} \sim \pi(\theta | \mathbf{y}, \omega)$ , one simply computes  $\gamma_j^{(l)} = \mathbb{I}(\theta_j^{(l)} \neq 0)$ .

If one only seeks a point estimate  $\hat{\omega}$ , there's yet another strategy. One can replace the model selection prior  $\pi(\theta | \omega)$ , which places positive probability to zero parameter values, by a continuous prior that sets high probability close to zero (George and McCulloch, 1993). Typically this is achieved by replacing Dirac measures at 0 by Gaussian or Laplace distributions that have zero mean and small variance. In this setting it is possible to devise an EM algorithm to find a local mode of  $\pi(\theta, \omega | \mathbf{y})$  (Rockova and George, 2014; Avalos-Pacheco et al., 2022). Briefly, the algorithm views  $\gamma$  as a latent variable and defines a



complete-data likelihood  $p(\mathbf{y}, \boldsymbol{\gamma} \mid \boldsymbol{\theta}, \boldsymbol{\omega})$ , similarly to the EM algorithm outlined in Section 5.2, except that the parameters are now  $(\boldsymbol{\theta}, \boldsymbol{\omega})$  rather than only  $\boldsymbol{\omega}$ . This strategy can be very fast computationally, because the EM updates do not involve integrals over  $\boldsymbol{\gamma}$  and they may be even available in closed-form. Alas, the value of  $\boldsymbol{\omega}$  featuring in the mode of  $\pi(\boldsymbol{\theta}, \boldsymbol{\omega} \mid \mathbf{y})$  is different from the mode of  $\pi(\boldsymbol{\omega} \mid \mathbf{y})$ . Whereas the latter has been well-studied theoretically (see Section 2), the former lacks theoretical guarantees (to our knowledge). Unless such guarantees are provided, we do not recommend this strategy.

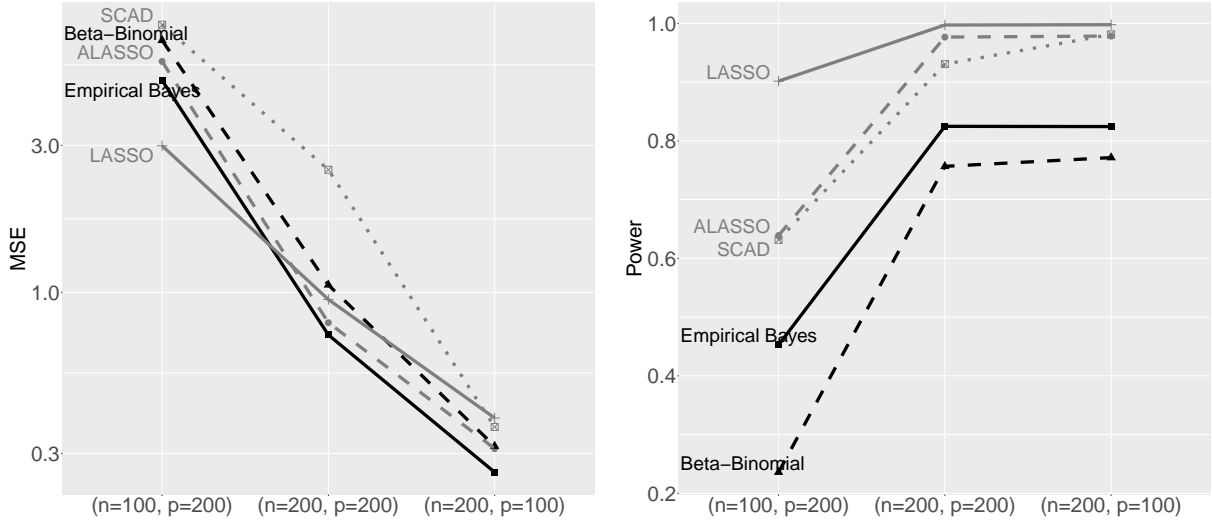
## 6. EXAMPLES

To assess the improvements in inference brought by data integration, we compared the performance of our empirical Bayes framework relative to an analogous framework where  $\mathbf{Z}$  only contains the intercept. We also considered a fully Bayesian counterpart that sets a Beta-Binomial model prior (Scott and Berger, 2010), which in our experience is an excellent default, and three penalized likelihood methods. The latter are the LASSO (Tibshirani, 1996), adaptive LASSO (ALASSO, Zou (2006)) and SCAD (Fan and Li, 2001), and we set their penalization parameters with 10-fold cross-validation using functions `mylars` and `ncvreg` in R packages `parcor` 0.2.6 and `ncvreg` 3.15.0 (respectively).

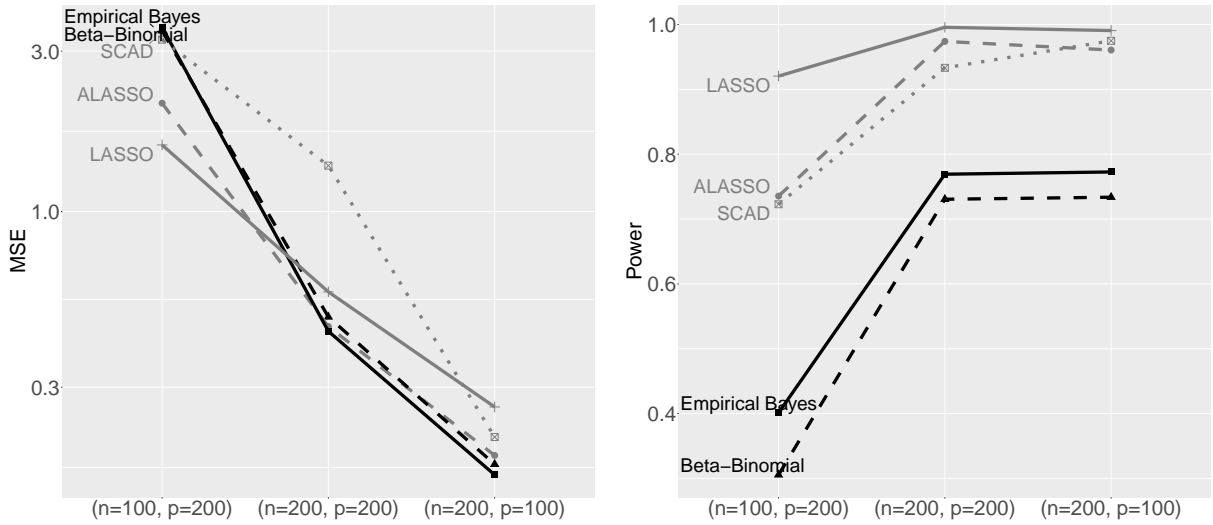
For our empirical Bayes methodology we used the EM algorithm from Section 5, which we implemented in function `modelSelection_eBayes` in R package `mombf`, using 1,000 full Gibbs iterations (i.e.  $1000p$  model updates) to estimate log-gradients and Hessians at each hyper-parameter value  $\boldsymbol{\omega}$ . For fully Bayesian inference under the Beta-Binomial prior we used function `modelSelection`, also at `mombf`. In both cases, we used 5,000 full Gibbs iterations to explore the model space. Regarding the prior on the coefficients, we set a product MOM prior with default prior dispersion ( $g = 1/3$ , after the columns in  $\mathbf{X}$  are standardized to unit sample variance) (Johnson and Rossell, 2012; Rossell and Telesca, 2017). As a sensitivity analysis, we also obtained results using Zellner’s unit information prior. For clarity of the figures and space constraints, Zellner’s prior results are in the supplement. The prior on the error variance was set to a (minimally informative) inverse gamma(0.01, 0.01). The R code to reproduce our analyses is at [https://github.com/davidrusi/paper\\_examples/tree/main/2025\\_dataintegration\\_eBayes](https://github.com/davidrusi/paper_examples/tree/main/2025_dataintegration_eBayes).

**6.1. Simulation study.** We considered five simulation scenarios that differ in the degree of informativeness of the external data  $\mathbf{Z}$ . In all scenarios,  $\mathbf{Z}$  contains an intercept and two meta-covariates generated from standard Gaussians with 0.5 correlation. Variable inclusion indicators were simulated using  $\pi(\gamma_j = 1 \mid \mathbf{z}_j) = 1/(1 + e^{-\omega_0 - \omega_1 z_{j1} - \omega_2 z_{j2}})$ , where  $\omega_0 = \log(0.05/0.95)$  and  $\omega_2 = 0$  in all five scenarios. That is, our empirical Bayes model prior was estimated using the two meta-covariates, but the second meta-covariate was truly non-informative. The scenarios differ only in  $\omega_1$ : Scenario 1 is a strongly informative case where  $\omega_1 = 2$ , Scenario 2 a moderately informative case where  $\omega_1 = 1$ , and Scenario 3 a non-informative case where  $\omega_1 = 0$ . Scenarios 4 and 5 were added for further exploration, by setting  $\omega_1 = 1.5$  and  $0.75$  respectively. The results are similar to those from Scenarios 1 and 3, hence we refer the reader to the supplementary results. The regression parameters  $\theta_j$  for the active covariates ( $\gamma_j = 1$ ) were set uniformly spaced in  $[1/3, 2/3]$ . We chose this range because  $\theta_j \notin [1/3, 1/2]$  were not very informative: all

Scenario 1 ( $\omega_1 = 2, \omega_2 = 0$ )



Scenario 2 ( $\omega_1 = 1, \omega_2 = 0$ )



Scenario 3 ( $\omega_1 = 0, \omega_2 = 0$ )

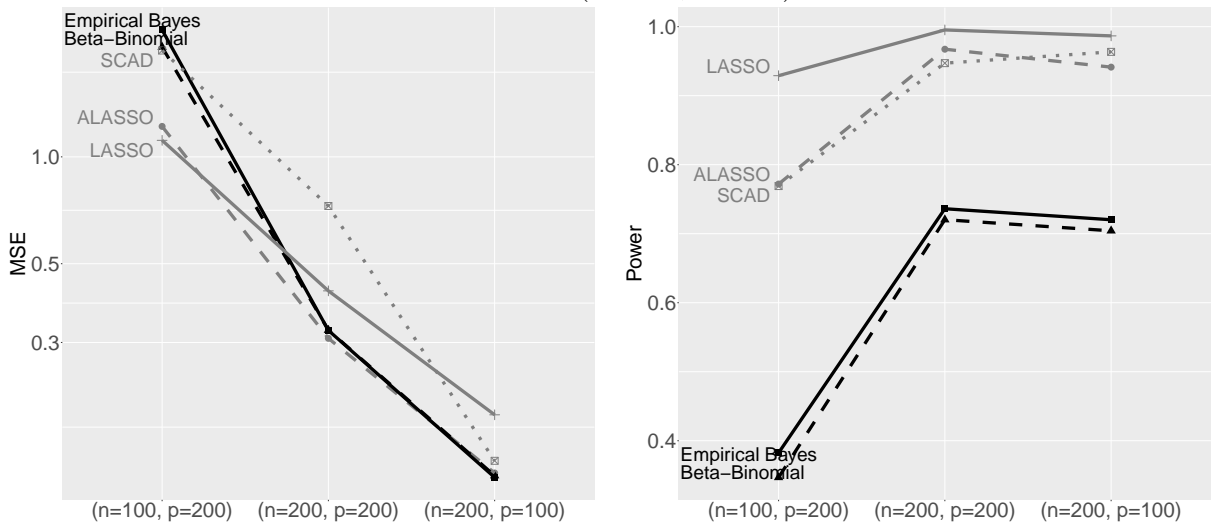


FIGURE 3. Mean squared estimation error (left) and power (right) in simulation study

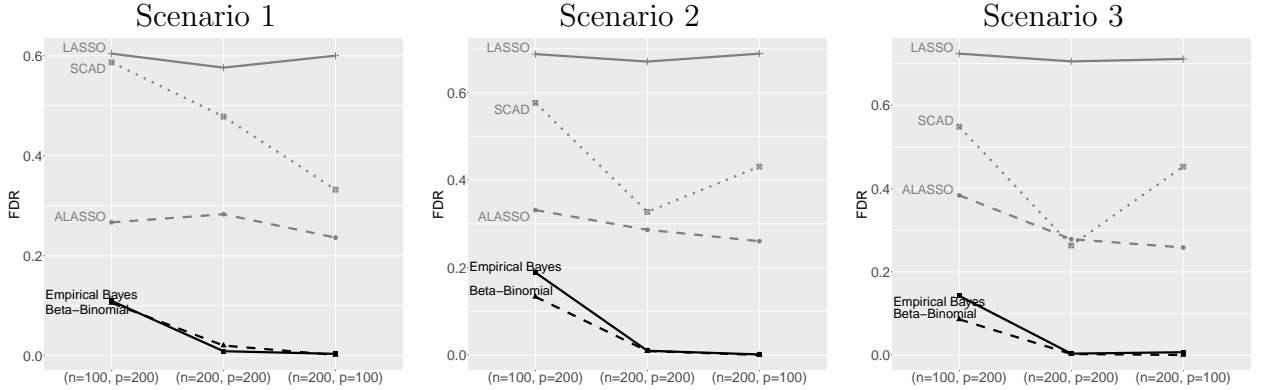


FIGURE 4. False discovery rate in simulation study. Scenario 1 corresponds to  $(\omega_1 = 2, \omega_2 = 0)$ , Scenario 2 to  $(\omega_1 = 1, \omega_2 = 0)$  and Scenario 3 to  $(\omega_1 = 0, \omega_2 = 0)$

methods had a high power to detect  $\theta_j > 2/3$ , and low power to detect  $\theta_j < 1/3$ . In all settings, covariate values were drawn from a multivariate Gaussian with zero means, unit variances, and pairwise correlations  $\text{cor}(x_{ij}, x_{il}) = 0.5$  for  $j \neq l$ .

In each simulation scenario we considered three combinations of  $n$  and  $p$ . The most challenging one features  $(n = 100, p = 200)$ , then we also considered  $(n = 200, p = 200)$  and  $(n = 200, p = 100)$ . For each of these combinations, we generated 100 independent datasets and we report averaged results. For Bayesian methods, the point estimate was the Bayesian model averaging estimator. To obtain the frequentist power (proportion of truly active covariates that were selected) and false discovery rate (FDR, average proportion of false positives among the selected covariates), variable selection was based on their posterior inclusion probability being  $\geq 0.95$ .

Figure 3 displays the mean squared parameter estimation error (MSE) of the point estimates  $\hat{\theta}$ , and the power. Figure 4 displays the FDR. To assess the potential benefits of data integration, the main comparisons of interest are our empirical Bayes framework vs. its counterpart where  $\mathbf{Z}$  only features the intercept, and vs. the Beta-Binomial prior. To avoid cluttering the figures do not include the results for the intercept-only empirical Bayes. These are in the supplement, and show that the power and MSE are extremely similar to the Beta-Binomial and the FDR to empirical Bayes using all the meta-covariates. The main findings are that in Scenario 1 the empirical Bayes model prior attained significantly higher power and lower MSE than the Beta-Binomial (and the intercept-only empirical Bayes), and to a lesser extent also in Scenario 2. The improvements in power were marked in some cases, e.g. from 0.25 to 0.45 in Scenario 1 when  $(n = 100, p = 200)$ . The FDR was similar in most cases, except in Scenarios 2 and 3 where for the  $(n = 100, p = 200)$  case the FDR was higher for empirical Bayes. Overall, these results show that data integration can significantly improve inference when some of the meta-covariates are truly informative. In Scenario 3, where the meta-covariates were completely uninformative, the MSE and power of the empirical Bayes prior was similar

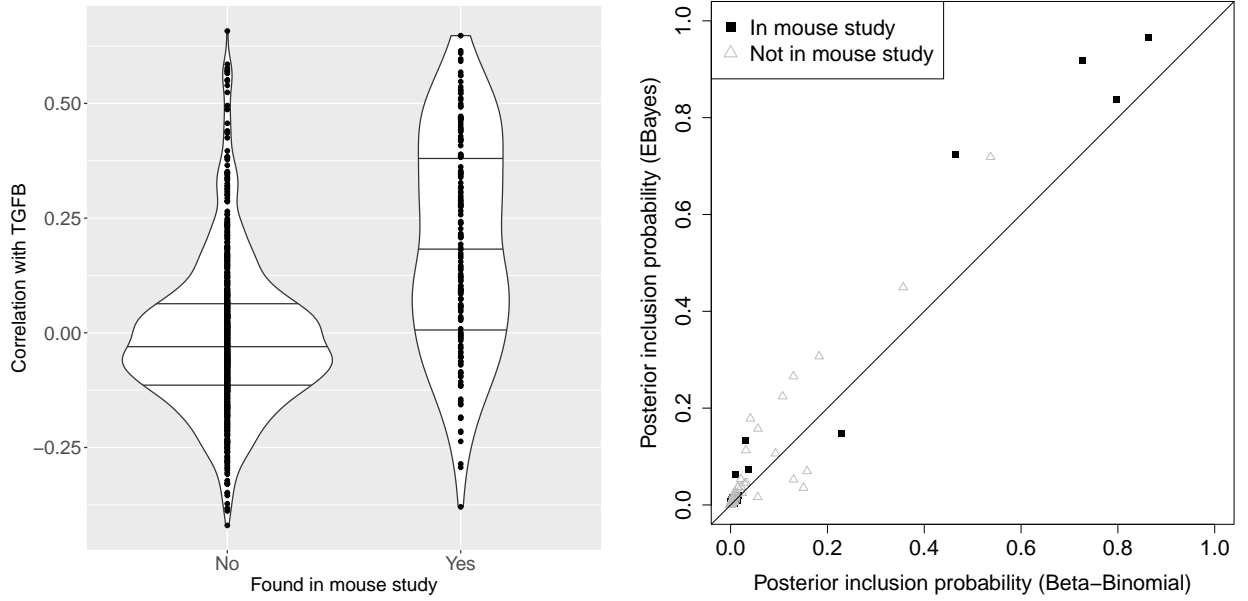


FIGURE 5. TGFB data. Left: marginal correlations with the outcome vs. gene being in/out the mouse list Right: posterior inclusion probabilities using empirical Bayes vs. using Beta-Binomial prior

to the Beta-Binomial, and the FDR was similar to that in Scenario 2. In Scenario 3 we do not expect empirical Bayes to help, but reassuringly it does not hurt much either. As mentioned, the results when using Zellner’s prior on the coefficients were qualitatively similar, see the supplementary results.

Penalized likelihood methods attained higher power but incurred a much higher FDR, roughly in the  $(0.3, 0.7)$  range, which would be deemed too high in most applications. This is not an issue per se, given that these methods are more geared towards estimation than false discovery control. The predictive accuracy of LASSO and adaptive LASSO (ALASSO) ranged from slightly better to slightly worse than for the Bayesian methods, depending on the setting.

**6.2. Colon cancer.** In molecular biology it is common to use animal models (e.g. mice) to study genomic mechanisms such as gene expression. Findings from such studies often serve as a basis to study human diseases, for example to assess whether genes that played key roles in the animal model are also important in humans. Here we assess the performance of our empirical Bayes methodology in such a transfer learning task (from animal models to humans) in colon cancer.

Specifically, Calon et al. (2012) compared mice where gene TGFB was silenced to mice where it was not, found a list of 172 genes that were associated to TGFB, and showed that TGFB plays a crucial role in colon cancer progression. We consider a colon cancer dataset analyzed in Rossell and Telesca (2017), which measures the expression of TGFB plus  $p = 1,000$  genes (including the 172 genes from the mouse list) for  $n = 262$  human

Gene	EBayes ( $R^2 = 0.527$ )			Beta-Binomial ( $R^2 = 0.488$ )		
	$E(\theta_j   \mathbf{y})$	95% interval	PIP	$E(\theta_j   \mathbf{y})$	95% interval	PIP
CILP	0.23	(0.14, 0.32)	0.96	0.23	(0.00, 0.34)	0.86
GAS1	0.33	(0.00, 0.45)	0.92	0.25	(0.00, 0.47)	0.73
HIC1	0.24	(0.00, 0.38)	0.84	0.22	(0.00, 0.39)	0.80
ESM1	0.15	(0.00, 0.27)	0.72	0.09	(0.00, 0.27)	0.46
KCNJ5-AS1	0.15	(0.00, 0.26)	0.72	0.10	(0.00, 0.26)	0.54

TABLE 1. TGFB data. BMA estimates and 95% intervals for genes with  $\pi(\gamma_j = 1 | \mathbf{y}) > 0.5$  (PIP) in either the empirical Bayes or Beta-Binomial based analysis.  $R^2$  is the squared correlation between the outcome and its leave-one-out prediction

patients. Both TGFB and the other genes were standardized to zero mean and unit variance. Given the importance of TGFB in colon cancer, it is of interest to understand how its expression is associated to other genes. To this end, we used our methodology to regress TGFB on the 1,000 genes, using as a meta-covariate the binary indicator of whether the gene was in the mouse shortlist or not. Hence,  $\mathbf{Z}$  is a  $1000 \times 2$  matrix containing the intercept and said indicator (to be specific, coded with a sum-to-zero constraint, so that it is orthogonal to the intercept).

As a purely exploratory analysis, TGFB showed stronger correlations with genes inside the mouse shortlist than with genes outside, see Figure 5 (left). While this suggests that the mouse findings may have value for humans, these correlations only measure marginal association, and are not concluding evidence that the mouse study helped identify genes that are predictive of TGFB (i.e., conditionally associated with TGFB, given all other genes). To assess this rigorously, we performed Bayesian variable selection with our empirical Bayes framework. For comparison, we repeated the exercise under a Beta-Binomial prior, which does not use the mouse data. We report results when using the pMOM prior on parameters, the results for Zellner’s prior are almost identical and are in the supplement. The estimated empirical Bayes prior inclusion probabilities were 0.032 for genes in the mouse list and 0.015 for those outside. Figure 5 (right) shows the posterior inclusion probabilities (PIPs) for all genes using empirical Bayes and using the Beta-Binomial. While the PIP for most genes was close to 0 under both, there are non-negligible differences for genes with large PIPs. Table 1 shows genes with  $\text{PIP} > 0.5$  under either analysis. Empirical Bayes assigned higher PIPs to all these genes, e.g. 2 had  $\text{PIP} > 0.9$  and 5 had  $\text{PIP} > 0.5$ , whereas for the Beta-Binomial there were 0 and 4 genes respectively.

These differences in PIP are not huge, but they can have practical implications. For example, if one sets a stringent PIP threshold such as 0.95, only empirical Bayes would find a gene associated to TGFB. This gene is CILP, a cartilage intermediate layer protein that has been independently found to be associated to colon cancer progression (Wang et al., 2023). At a 0.9 threshold a second gene emerges, GAS1. This is a growth-arrest specific gene that is associated to colon cancer metastasis (Li et al., 2016). Note that

both CILP and GAS1 were in the mouse shortlist, as well as HIC1 and ESM1, but not KCNJ5-AS1.

While this discussion already suggests that the empirical Bayes findings are supported by the biological literature, we conducted two more analyses to further assess that using the mouse-based meta-covariates gave better inference. First, we used leave-one-out cross-validation to assess the accuracy of the Bayesian model averaging predictions. Specifically, we computed the  $R^2$  coefficient between out-of-sample predictions and observations (i.e. their squared correlation), obtaining  $R^2 = 0.527$  for empirical Bayes and 0.488 for the Beta-Binomial. That is, adding the mouse data gave slightly higher out-of-sample predictive accuracy. Second, there is the question of whether the estimated  $\hat{\omega}_2 = 0.74$  is significantly different from 0. To assess this in an independent fashion from our Bayesian analysis, we used the hyper-parameter estimates from the leave-one-out exercise to obtain a jackknife confidence interval. Said interval was (0.68, 0.82), and all the estimated  $\omega_2$  were  $> 0.64$ , providing strong evidence that truly  $\omega_2 \neq 0$  and that the mouse findings are informative for humans.

## 7. DISCUSSION

Bayesian inference is naturally suited to incorporate previous data or knowledge into the current analysis. Fully Bayesian inference is a powerful framework that is particularly well-suited to this task when one is willing to set a moderately informative prior linking the current and previous data or parameters. In most situations full Bayes enjoys excellent properties. In particular, as  $n$  grows its solution often matches that of empirical Bayes and enjoys a frequentist interpretation as conditional probabilities on parameters given the data, under repeated sampling of both data and parameters. There are situations when full and empirical Bayes do not match asymptotically, these are somewhat extreme settings where the prior plays a critical role. In our data integration context, this occurs for example when parameters are divided into two blocks and one is much sparser than the other. From a theoretical viewpoint, it is interesting that the mathematical conditions for model selection consistency are milder when integrates data. As future work, it would be interesting to consider more complex models than linear regression, and cases where  $\mathbf{Z}$  contains many meta-covariates. It would also be interesting to compare our results to those obtained when doing data integration with full data. From a practical viewpoint, in most of our examples the benefits of data integration were moderate but non-negligible.

Performing data integration via empirical Bayes has a computational cost, due to adding more layers to the model. We discussed simple strategies that rendered computations feasible in our examples, but more work in this area is needed. Particularly as one considers transfer learning in large models, where data integration seems particularly promising.

## ACKNOWLEDGMENTS

PRV acknowledges the support of Departament de Recerca i Universitats de la Generalitat de Catalunya and the European Social Fund. DR was funded by grant Consolidación investigadora CNS2022-135963 by the Agencia Española de Investigación (AE),

and PID2022-138268NB-I00 by Ministerio de Ciencia e Innovación (MICIN)/Agencia Española de Investigación(AEI)/10.13039/501100011033 /Fondo Europeo de Desarrollo Regional (FEDER).

## SUPPLEMENTARY MATERIAL

The sections below contain proofs and additional data analysis results.

Additionally, folder 2025\_dataintegration\_eBayes contains data and R scripts to reproduce our results, available at [https://github.com/davidrusi/paper\\_examples](https://github.com/davidrusi/paper_examples).

## 8. SUPPLEMENTARY CODE

R code to reproduce our examples is available at [https://github.com/davidrusi/paper\\_examples/tree/main](https://github.com/davidrusi/paper_examples/tree/main)

## 9. PROOF OF THEOREM 3

Since  $p(\mathbf{y} \mid \boldsymbol{\omega}) = \sum_{\gamma} p(\mathbf{y} \mid \gamma) \pi(\gamma \mid \boldsymbol{\omega})$  and  $\nabla_{\boldsymbol{\omega}} \log \pi(\gamma \mid \boldsymbol{\omega}) = [\nabla_{\boldsymbol{\omega}} \pi(\gamma \mid \boldsymbol{\omega})] / \pi(\gamma \mid \boldsymbol{\omega})$ , we have that

$$\begin{aligned} \nabla_{\boldsymbol{\omega}} \log p(\mathbf{y} \mid \boldsymbol{\omega}) &= \frac{\nabla_{\boldsymbol{\omega}} p(\mathbf{y} \mid \boldsymbol{\omega})}{p(\mathbf{y} \mid \boldsymbol{\omega})} = \frac{\sum_{\gamma} p(\mathbf{y} \mid \gamma) \nabla_{\boldsymbol{\omega}} \pi(\gamma \mid \boldsymbol{\omega})}{p(\mathbf{y} \mid \boldsymbol{\omega})} = \\ &= \frac{\sum_{\gamma} p(\mathbf{y} \mid \gamma) \pi(\gamma \mid \boldsymbol{\omega}) \nabla_{\boldsymbol{\omega}} \log \pi(\gamma \mid \boldsymbol{\omega})}{p(\mathbf{y} \mid \boldsymbol{\omega})} = \sum_{\gamma} \pi(\gamma \mid \mathbf{y}, \boldsymbol{\omega}) \nabla_{\boldsymbol{\omega}} \log \pi(\gamma \mid \boldsymbol{\omega}), \end{aligned}$$

as we wished to prove.

In the particular case where  $\pi(\gamma \mid \boldsymbol{\omega}) = \prod_{j=1}^p \pi(\gamma_j \mid \boldsymbol{\omega})$ , we get

$$\nabla_{\boldsymbol{\omega}} \log \pi(\gamma \mid \boldsymbol{\omega}) = \sum_{j=1}^p \nabla_{\boldsymbol{\omega}} \log \pi(\gamma_j \mid \boldsymbol{\omega}) = \sum_{j=1}^p \frac{\nabla_{\boldsymbol{\omega}} \pi(\gamma_j \mid \boldsymbol{\omega})}{\pi(\gamma_j \mid \boldsymbol{\omega})}.$$

Let  $\pi(\gamma_j \mid \boldsymbol{\omega}) = m_j(\boldsymbol{\omega})^{\gamma_j} [1 - m_j(\boldsymbol{\omega})]^{1-\gamma_j}$  for an arbitrary differentiable  $m_j(\cdot)$ . Then

$$\begin{aligned} \nabla_{\boldsymbol{\omega}} \pi(\gamma_j \mid \boldsymbol{\omega}) &= \begin{cases} \nabla_{\boldsymbol{\omega}} m_j(\boldsymbol{\omega}) = \frac{\nabla_{\boldsymbol{\omega}} m_j(\boldsymbol{\omega})}{m_j(\boldsymbol{\omega})} \pi(\gamma_j \mid \boldsymbol{\omega}), & \text{if } \gamma_j = 1 \\ -\nabla_{\boldsymbol{\omega}} m_j(\boldsymbol{\omega}) = -\frac{\nabla_{\boldsymbol{\omega}} m_j(\boldsymbol{\omega})}{1-m_j(\boldsymbol{\omega})} \pi(\gamma_j \mid \boldsymbol{\omega}), & \text{if } \gamma_j = 0 \end{cases} \\ (5) \quad &= \pi(\gamma_j \mid \boldsymbol{\omega}) \nabla_{\boldsymbol{\omega}} m_j(\boldsymbol{\omega}) \left[ \frac{\gamma_j}{m_j(\boldsymbol{\omega})} - \frac{1-\gamma_j}{1-m_j(\boldsymbol{\omega})} \right] = \pi(\gamma_j \mid \boldsymbol{\omega}) \frac{\nabla_{\boldsymbol{\omega}} m_j(\boldsymbol{\omega})}{m_j(\boldsymbol{\omega}) [1-m_j(\boldsymbol{\omega})]} [\gamma_j - m_j(\boldsymbol{\omega})]. \end{aligned}$$

This gives that

$$\begin{aligned} \nabla_{\boldsymbol{\omega}} \log p(\mathbf{y} \mid \boldsymbol{\omega}) &= E \left[ \sum_{j=1}^p \frac{\nabla_{\boldsymbol{\omega}} m_j(\boldsymbol{\omega})}{m_j(\boldsymbol{\omega}) [1-m_j(\boldsymbol{\omega})]} [\gamma_j - m_j(\boldsymbol{\omega})] \mid \mathbf{y}, \boldsymbol{\omega} \right] \\ &= \sum_{j=1}^p \frac{\nabla_{\boldsymbol{\omega}} m_j(\boldsymbol{\omega})}{m_j(\boldsymbol{\omega}) [1-m_j(\boldsymbol{\omega})]} [\pi(\gamma_j = 1 \mid \mathbf{y}, \boldsymbol{\omega}) - \pi(\gamma_j = 1 \mid \boldsymbol{\omega})], \end{aligned}$$

as we wished to prove. In the particular case where  $m_j(\boldsymbol{\omega}) = (1 + e^{\mathbf{z}_j^T \boldsymbol{\omega}})^{-1}$ , we have  $\nabla_{\boldsymbol{\omega}} m_j(\boldsymbol{\omega}) = \mathbf{z}_j e^{\mathbf{z}_j^T \boldsymbol{\omega}} / (1 + e^{\mathbf{z}_j^T \boldsymbol{\omega}})^2 = \mathbf{z}_j m_j(\boldsymbol{\omega}) [1 - m_j(\boldsymbol{\omega})]$ , and then  $\nabla_{\boldsymbol{\omega}} \log p(\mathbf{y} \mid \boldsymbol{\omega}) = \sum_{j=1}^p \mathbf{z}_j [\pi(\gamma_j = 1 \mid \mathbf{y}, \boldsymbol{\omega}) - \pi(\gamma_j = 1 \mid \boldsymbol{\omega})]$ .

## 10. PROOF OF COROLLARY 1

The gradient of  $f(\boldsymbol{\omega}) = \sum_{\gamma} \pi(\gamma \mid \mathbf{y}, \hat{\boldsymbol{\omega}}^{(k)}) \log \pi(\gamma \mid \boldsymbol{\omega})$  is  $\nabla_{\boldsymbol{\omega}} f(\boldsymbol{\omega}) = \sum_{\gamma} \pi(\gamma \mid \mathbf{y}, \hat{\boldsymbol{\omega}}^{(k)}) \nabla_{\boldsymbol{\omega}} \log \pi(\gamma \mid \boldsymbol{\omega})$ . Using (5), we obtain that

$$\begin{aligned} \nabla_{\boldsymbol{\omega}} f(\boldsymbol{\omega}) &= \sum_{\gamma} \pi(\gamma \mid \mathbf{y}, \hat{\boldsymbol{\omega}}^{(k)}) \sum_{j=1}^p \frac{\nabla_{\boldsymbol{\omega}} m_j(\boldsymbol{\omega})}{m_j(\boldsymbol{\omega}) [1 - m_j(\boldsymbol{\omega})]} [\gamma_j - \pi(\gamma_j = 1 \mid \boldsymbol{\omega})] \\ &= \sum_{j=1}^p \frac{\nabla_{\boldsymbol{\omega}} m_j(\boldsymbol{\omega})}{m_j(\boldsymbol{\omega}) [1 - m_j(\boldsymbol{\omega})]} [\pi(\gamma_j = 1 \mid \mathbf{y}, \hat{\boldsymbol{\omega}}) - \pi(\gamma_j = 1 \mid \boldsymbol{\omega})]. \end{aligned}$$

In the particular case where  $m_j(\boldsymbol{\omega}) = (1 + e^{\mathbf{z}_j^T \boldsymbol{\omega}})^{-1}$ , from Theorem 3 we have that  $[\nabla_{\boldsymbol{\omega}} m_j(\boldsymbol{\omega})] / (m_j(\boldsymbol{\omega}) [1 - m_j(\boldsymbol{\omega})]) = \mathbf{z}_j$  and then  $\nabla_{\boldsymbol{\omega}} f(\boldsymbol{\omega}) = \sum_{j=1}^p \mathbf{z}_j [\pi(\gamma_j = 1 \mid \mathbf{y}, \hat{\boldsymbol{\omega}}) - \pi(\gamma_j = 1 \mid \boldsymbol{\omega})] = \mathbf{Z}^T [\hat{\boldsymbol{\pi}}(\boldsymbol{\omega}) - \mathbf{m}(\boldsymbol{\omega})]$ . The expression for the hessian  $\nabla_{\boldsymbol{\omega}}^2 f(\boldsymbol{\omega})$  follows from straightforward calculus.

## 11. PROOF OF PROPOSITION 1

The goal is to find  $\boldsymbol{\omega}$  such that  $\nabla_{\boldsymbol{\omega}} f(\boldsymbol{\omega}) + \nabla_{\boldsymbol{\omega}} \log \pi(\boldsymbol{\omega}) = \mathbf{0}$ . Plugging in the expression for  $\nabla_{\boldsymbol{\omega}} f(\boldsymbol{\omega})$  and  $\nabla_{\boldsymbol{\omega}} \log \pi(\boldsymbol{\omega}) = -\frac{1}{g} \mathbf{V}^{-1} \boldsymbol{\omega}$ , where  $\mathbf{V}^{-1} = (\mathbf{Z}^T \mathbf{Z}) / p$ , we seek  $\boldsymbol{\omega}$  such that

$$\mathbf{Z}^T [\hat{\boldsymbol{\pi}} - \mathbf{m}(\boldsymbol{\omega})] - \frac{1}{gp} \mathbf{Z}^T \mathbf{Z} \boldsymbol{\omega} = 0 \Leftrightarrow \mathbf{Z}^T \left[ \mathbf{m}(\boldsymbol{\omega}) + \frac{1}{gp} \mathbf{Z} \boldsymbol{\omega} \right] = \mathbf{Z}^T \hat{\boldsymbol{\pi}},$$

where  $m_j(\boldsymbol{\omega}) = 1 / (1 + e^{-\mathbf{z}_j^T \boldsymbol{\omega}})$ . The  $q \times q$  matrix  $\mathbf{U}$  contains the unique rows in  $\mathbf{Z}$  and is full-rank, hence  $\tilde{\mathbf{Z}} = \mathbf{Z} \mathbf{U}^{-1}$  is a matrix whose unique rows equal the identity matrix. Define  $\tilde{\boldsymbol{\omega}} = \mathbf{U} \boldsymbol{\omega}$  and consider the problem of finding  $\tilde{\boldsymbol{\omega}}$  such that  $\tilde{\mathbf{Z}}^T [\tilde{\mathbf{m}}(\tilde{\boldsymbol{\omega}}) - (gp)^{-1} \tilde{\mathbf{Z}} \tilde{\boldsymbol{\omega}}] = \tilde{\mathbf{Z}}^T \hat{\boldsymbol{\pi}}$ , where  $\tilde{m}_j(\tilde{\boldsymbol{\omega}}) = 1 / (1 + e^{-\tilde{\mathbf{z}}_j^T \tilde{\boldsymbol{\omega}}})$ . We first show how to obtain  $\tilde{\boldsymbol{\omega}}$ , and subsequently that one can find  $\boldsymbol{\omega}$  from  $\tilde{\boldsymbol{\omega}}$ .

To obtain  $\tilde{\boldsymbol{\omega}}$ , intuitively this is simple because the subset of unique rows in  $\tilde{\mathbf{Z}}$  is the identity matrix. Specifically, the  $j^{th}$  equation in  $\tilde{\mathbf{Z}}^T [\tilde{\mathbf{m}}(\tilde{\boldsymbol{\omega}}) - (gp)^{-1} \tilde{\mathbf{Z}} \tilde{\boldsymbol{\omega}}] = \tilde{\mathbf{Z}}^T \hat{\boldsymbol{\pi}}$  is

$$\begin{aligned} \sum_{i=1}^p \mathbf{I}(\tilde{z}_{ij} = 1) \left[ \frac{1}{1 + e^{-\tilde{\mathbf{z}}_i^T \tilde{\boldsymbol{\omega}}}} + \frac{\tilde{\mathbf{z}}_i^T \tilde{\boldsymbol{\omega}}}{gp} \right] &= \tilde{\mathbf{z}}_{\cdot j}^T \hat{\boldsymbol{\pi}} \Rightarrow \\ \frac{1}{1 + e^{-\tilde{\omega}_j}} + \frac{\tilde{\omega}_j}{gp} &= \frac{\tilde{\mathbf{z}}_j^T \hat{\boldsymbol{\pi}}}{\sum_{i=1}^p \mathbf{I}(\tilde{z}_{ij} = 1)} = \frac{\tilde{\mathbf{z}}_{\cdot j}^T \hat{\boldsymbol{\pi}}}{\tilde{\mathbf{z}}_{\cdot j}^T \mathbf{1}}, \end{aligned}$$

where  $\tilde{\mathbf{z}}_{\cdot j}$  is the  $j^{th}$  column in  $\tilde{\mathbf{Z}}$ , and we used that  $\tilde{\mathbf{z}}_i^T \tilde{\boldsymbol{\omega}} = \tilde{\omega}_j$ , since  $\tilde{z}_{il} = 1$  for  $l = j$  and  $= 0$  otherwise. We hence have that  $\tilde{\omega}_j = h(\tilde{\mathbf{z}}_{\cdot j}^T \hat{\boldsymbol{\pi}} / \tilde{\mathbf{z}}_{\cdot j}^T \mathbf{1}, gp)$ , where  $h(a, c)$  denotes the solution (in terms of  $w$ ) to  $1 / (1 + e^{-w}) + w / c = a$ . For the case  $c = \infty$ ,  $h(a, \infty) =$



$\log(a/(1-a))$ . More generally, the solution to this univariate equation can be easily found via Newton-Raphson.

To complete the proof, define  $\hat{\omega} = \mathbf{U}^{-1}\tilde{\omega}$ , so that  $\tilde{\mathbf{Z}}\tilde{\omega} = \mathbf{Z}\mathbf{U}^{-1}\mathbf{U}\hat{\omega} = \mathbf{Z}\hat{\omega}$ , and therefore  $\mathbf{m}(\hat{\omega}) = \tilde{\mathbf{m}}(\tilde{\omega})$ . By definition of  $\tilde{\omega}$  we have that

$$\tilde{\mathbf{Z}}^T[\tilde{\mathbf{m}}(\tilde{\omega}) - \frac{\tilde{\mathbf{Z}}\tilde{\omega}}{gp}] = \tilde{\mathbf{Z}}^T\hat{\pi} \Rightarrow (\mathbf{U}^{-1})^T[\mathbf{Z}^T\mathbf{m}(\hat{\omega}) - \frac{\mathbf{Z}\hat{\omega}}{gp}] = (\mathbf{U}^{-1})^T\mathbf{Z}^T\hat{\pi}$$

which implies that  $\mathbf{Z}^T[\mathbf{m}(\hat{\omega}) - (gp)^{-1}\mathbf{Z}\hat{\omega}] = \mathbf{Z}^T\hat{\pi}$ , as we wished to prove.

## 12. PROOFS OF THEOREMS 1 AND 2

**12.1. Auxiliary results.** In this subsection we give a series of results instrumental to the proofs of Theorems 1 and Theorem 3. We start by recalling some notation and introducing new one. Recall, in (1) and (2) we defined for any  $\omega_1, \dots, \omega_B$ ,

$$(6) \quad \begin{aligned} \hat{\boldsymbol{\theta}}_{\gamma} &= (\mathbf{X}_{\gamma}^T \mathbf{X}_{\gamma})^{-1} \mathbf{X}_{\gamma}^T \mathbf{y} \\ \kappa_b &= \frac{1}{2} \log(1 + gn) + \log(1/\omega_b - 1). \end{aligned}$$

In addition, for any set of variable indices  $\gamma$ ,  $\gamma_b$  denotes the set of indices in  $\gamma$  that are in block  $b$ . For any two models  $\gamma$  and  $\tilde{\gamma}$ , let

$$(7) \quad \begin{aligned} \Delta(\gamma, \tilde{\gamma}) &:= \sum_{b=1}^B (p_{\gamma,b} - p_{\tilde{\gamma},b}) \kappa_b, \\ \Gamma(\gamma, \tilde{\gamma}) &:= \gamma \cup \gamma^*, \\ L(\gamma, \tilde{\gamma}) &:= \frac{1}{\phi} \hat{\boldsymbol{\theta}}_{\gamma}^T \mathbf{X}_{\gamma}^T \mathbf{X}_{\gamma} \hat{\boldsymbol{\theta}}_{\gamma} - \frac{1}{\phi} \hat{\boldsymbol{\theta}}_{\tilde{\gamma}}^T \mathbf{X}_{\tilde{\gamma}}^T \mathbf{X}_{\tilde{\gamma}} \hat{\boldsymbol{\theta}}_{\tilde{\gamma}}, \\ \mu(\gamma, \tilde{\gamma}) &:= \frac{1}{\phi} \|(I_n - P_{\tilde{\gamma}}) \mathbf{X}_{\gamma \setminus \tilde{\gamma}} \boldsymbol{\theta}_{\gamma \setminus \tilde{\gamma}}^*\|^2, \end{aligned}$$

where  $P_{\tilde{\gamma}} = \mathbf{X}_{\tilde{\gamma}} (\mathbf{X}_{\tilde{\gamma}}^T \mathbf{X}_{\tilde{\gamma}})^{-1} \mathbf{X}_{\tilde{\gamma}}^T$ . Then  $\Delta(\gamma, \tilde{\gamma})$  is the difference in penalty between in  $\gamma$  and  $\tilde{\gamma}$ ,  $\Gamma(\gamma, \tilde{\gamma})$  is the union model between  $\gamma$  and  $\tilde{\gamma}$ ,  $L(\gamma, \tilde{\gamma})$  is the difference in the squared  $\ell_2$  norms of the fitted values under  $\gamma$  and  $\tilde{\gamma}$ . In addition,  $\mu(\gamma, \tilde{\gamma})$  is the projection of the true signals in  $\gamma$  missing in  $\tilde{\gamma}$  in the space of residuals of  $\tilde{\gamma}$ , it appears as a noncentrality parameter of the chi-squared distribution discussed in Lemma 1 below.

For any set of  $\omega_1, \dots, \omega_B$  and corresponding  $\kappa_1, \dots, \kappa_B$ , let

$$(8) \quad \begin{aligned} S_b^S(\kappa) &:= \left\{ j : z_j = b, \theta_j^* \neq 0, \sqrt{n\bar{\lambda}}|\theta_j^*| = o(\sqrt{\kappa_b}) \right\}, \\ S_b^L(\kappa) &:= \left\{ j : z_j = b, \theta_j^* \neq 0, \sqrt{\frac{(1-\nu)n\rho(\mathbf{X})}{6}}|\theta_j^*| - \sqrt{\kappa_b} = \sqrt{\log(s_b)} + g_b \right\}, \\ S_b^I(\kappa) &:= \{j : z_j = b\} \setminus (S_b^L(\kappa) \cup S_b^S(\kappa)). \end{aligned}$$

where  $\bar{\lambda}$  is the largest eigenvalue of  $\mathbf{X}_{\gamma^*}^T \mathbf{X}_{\gamma^*}$ . Finally, let  $\mathcal{T}(\kappa)$  be the set of models that contain all large signals in  $S^L(\kappa) = \cup_{b=1}^B S_b^L(\kappa)$ , and neither truly inactive parameters nor

small signals in  $S^S(\kappa) = \cup_{b=1}^b S_b^S(\kappa)$ . That is,

$$(9) \quad \mathcal{T}(\kappa) := \left\{ \gamma \mid \gamma = S^L(\kappa) \cup R, R \in \mathcal{P}(S^I(\kappa)) \right\},$$

where for a set  $A$ ,  $\mathcal{P}(A)$  denotes the power set of  $A$ .

12.1.1. *Distributional properties and tail bounds.*

**Lemma 1.** *Let  $\gamma, \tilde{\gamma}$  be any two nested models such that  $\gamma \subseteq \tilde{\gamma}$ . Then*

$$L(\tilde{\gamma}, \gamma) \sim \chi_{|\tilde{\gamma} \setminus \gamma|}^2(\mu(\tilde{\gamma}, \gamma)),$$

where  $\chi_k^2(\mu)$  denotes, when  $\mu > 0$ , the noncentral chi-squared distribution with  $k$  degrees of freedom and noncentrality parameter  $\mu$  and, when  $\mu = 0$ , the chi-squared distribution with  $k$  degrees of freedom  $\chi_k^2$ .

*Proof.* Proved as Lemma S7 in Rossell (2022).  $\square$

**Lemma 2.** *For any  $\tilde{\gamma} \subseteq \gamma^*$  such that  $\tilde{\gamma} \not\subseteq \gamma$ , let  $\Gamma(\gamma, \tilde{\gamma}) = \gamma \cup \tilde{\gamma}$ . The non-centrality parameter defined in (7) satisfies:*

$$(10) \quad \mu_{\Gamma(\gamma, \tilde{\gamma}), \gamma} \geq n \phi^{-1} \rho(\mathbf{X}) \sum_{j=1}^b |\tilde{\gamma}_b \setminus \gamma_b| \min_{i \in \tilde{\gamma}_b \setminus \gamma_b} \theta_i^{*2}.$$

*Proof.* The non-centrality parameter  $\mu(\Gamma(\gamma, \tilde{\gamma}), \gamma)$ , as defined in (7), satisfies

$$\begin{aligned} \mu(\Gamma(\gamma, \tilde{\gamma}), \gamma) &= \phi^{-1} \|(I_n - P_\gamma) \mathbf{X}_{\Gamma(\gamma, \tilde{\gamma}) \setminus \gamma} \boldsymbol{\theta}_{\Gamma(\gamma, \tilde{\gamma}) \setminus \gamma}^*\|^2 \\ &= \phi^{-1} \|(I_n - P_\gamma) \mathbf{X}_{\tilde{\gamma} \setminus \gamma} \boldsymbol{\theta}_{\tilde{\gamma} \setminus \gamma}^*\|^2 \\ &= n \phi^{-1} \boldsymbol{\theta}_{\tilde{\gamma} \setminus \gamma}^{*T} \left( \frac{1}{n} \mathbf{X}_{\tilde{\gamma} \setminus \gamma}^T (I_n - P_\gamma) \mathbf{X}_{\tilde{\gamma} \setminus \gamma} \right) \boldsymbol{\theta}_{\tilde{\gamma} \setminus \gamma}^* \\ &\geq n \phi^{-1} \lambda_{\min} \left( \frac{1}{n} \mathbf{X}_{\tilde{\gamma} \setminus \gamma}^T (I_n - P_\gamma) \mathbf{X}_{\tilde{\gamma} \setminus \gamma} \right) \|\boldsymbol{\theta}_{\tilde{\gamma} \setminus \gamma}^*\|^2, \end{aligned}$$

where the second equality follows from observing that  $\Gamma(\gamma, \tilde{\gamma}) \setminus \gamma = \tilde{\gamma} \setminus \gamma$ . Since  $\tilde{\gamma}$  is a subset of  $\gamma^*$ , by reordering columns,  $\mathbf{X}_{\gamma^* \setminus \gamma} = [\mathbf{X}_{\tilde{\gamma} \setminus \gamma}, \mathbf{X}_{\gamma^* \setminus (\gamma \cup \tilde{\gamma})}]$  and therefore  $\frac{1}{n} \mathbf{X}_{\tilde{\gamma} \setminus \gamma}^T (I_n - P_\gamma) \mathbf{X}_{\tilde{\gamma} \setminus \gamma}$  is a principal submatrix of  $\frac{1}{n} \mathbf{X}_{\gamma^* \setminus \gamma}^T (I_n - P_\gamma) \mathbf{X}_{\gamma^* \setminus \gamma}$ . Hence, Cauchy's interlacing theorem gives that  $\lambda_{\min} \left( \frac{1}{n} \mathbf{X}_{\tilde{\gamma} \setminus \gamma}^T (I_n - P_\gamma) \mathbf{X}_{\tilde{\gamma} \setminus \gamma} \right) \geq \lambda_{\min} \left( \frac{1}{n} \mathbf{X}_{\gamma^* \setminus \gamma}^T (I_n - P_\gamma) \mathbf{X}_{\gamma^* \setminus \gamma} \right)$ . Finally, by definition of  $\rho(\mathbf{X})$  in (3) we have that  $\lambda_{\min} \left( \frac{1}{n} \mathbf{X}_{\gamma^* \setminus \gamma}^T (I_n - P_\gamma) \mathbf{X}_{\gamma^* \setminus \gamma} \right) \geq \rho(\mathbf{X})$ , and further noting that  $\|\boldsymbol{\theta}_{\tilde{\gamma} \setminus \gamma}^*\|^2 \geq \sum_{j=1}^b |\tilde{\gamma}_b \setminus \gamma_b| \min_{i \in \tilde{\gamma}_b \setminus \gamma_b} \theta_i^{*2}$  gives the desired result.  $\square$

**Lemma 3.** *For any  $\gamma$  and  $\tilde{\gamma} \subseteq \gamma^*$ ,*

$$(11) \quad \mu(\Gamma(\gamma, \tilde{\gamma}), \tilde{\gamma}) \leq n \phi^{-1} \bar{\lambda} \sum_{j=1}^b |(\gamma_b^* \cap \gamma_b) \setminus \tilde{\gamma}_b| \max_{i \in (\gamma_b^* \cap \gamma_b) \setminus \tilde{\gamma}_b} \theta_i^{*2}$$

where  $\bar{\lambda} := \lambda_{\max} \left( \frac{1}{n} \mathbf{X}_{\gamma^*}^\top \mathbf{X}_{\gamma^*} \right)$ , and

$$(12) \quad \mu(\Gamma(\gamma, \tilde{\gamma}), \tilde{\gamma}) \geq n \phi^{-1} \lambda_{\min} \left( \frac{1}{n} \mathbf{X}_{\gamma^*}^\top \mathbf{X}_{\gamma^*} \right) \sum_{j=1}^b |(\gamma_b^* \cap \gamma_b) \setminus \tilde{\gamma}_b| \min_{i \in (\gamma_b^* \cap \gamma_b) \setminus \tilde{\gamma}_b} \theta_i^{*2}$$

*Proof.* Using the definition of  $\mu(\mathbf{\Gamma}(\gamma, \tilde{\gamma}), \tilde{\gamma})$  in (7), we have that

$$\begin{aligned}
\mu(\mathbf{\Gamma}(\gamma, \tilde{\gamma})) &= \phi^{-1} \boldsymbol{\theta}_{\mathbf{\Gamma}(\gamma, \tilde{\gamma}) \setminus \tilde{\gamma}}^*{}^T \mathbf{X}_{\mathbf{\Gamma}(\gamma, \tilde{\gamma}) \setminus \tilde{\gamma}}^T (I_n - P_{\tilde{\gamma}}) \mathbf{X}_{\mathbf{\Gamma}(\gamma, \tilde{\gamma}) \setminus \tilde{\gamma}} \boldsymbol{\theta}_{\mathbf{\Gamma}(\gamma, \tilde{\gamma}) \setminus \tilde{\gamma}}^* \\
&= \phi^{-1} \boldsymbol{\theta}_{\gamma \setminus \tilde{\gamma}}^*{}^T \mathbf{X}_{\gamma \setminus \tilde{\gamma}}^T (I_n - P_{\tilde{\gamma}}) \mathbf{X}_{\gamma \setminus \tilde{\gamma}} \boldsymbol{\theta}_{\gamma \setminus \tilde{\gamma}}^* \\
(13) \quad &= \phi^{-1} \boldsymbol{\theta}_{(\gamma^* \cap \gamma) \setminus \tilde{\gamma}}^*{}^T \mathbf{X}_{(\gamma^* \cap \gamma) \setminus \tilde{\gamma}}^T (I_n - P_{\tilde{\gamma}}) \mathbf{X}_{(\gamma^* \cap \gamma) \setminus \tilde{\gamma}} \boldsymbol{\theta}_{(\gamma^* \cap \gamma) \setminus \tilde{\gamma}}^*
\end{aligned}$$

where the second equality follows from  $\mathbf{\Gamma}(\gamma, \tilde{\gamma}) \setminus \tilde{\gamma} = \gamma \setminus \tilde{\gamma}$  and the third equality from  $\boldsymbol{\theta}_{\gamma \setminus \gamma^*}^* = 0$ . We start by showing the upper bound in (11). Denote for any square matrix  $A$ , its largest eigenvalue  $\lambda_{\max}(A)$ . By (13), we have that

$$\mu(\mathbf{\Gamma}(\gamma, \tilde{\gamma})) \leq n\phi^{-1} \lambda_{\max} \left( \frac{1}{n} \mathbf{X}_{(\gamma^* \cap \gamma) \setminus \tilde{\gamma}}^T (I_n - P_{\tilde{\gamma}}) \mathbf{X}_{(\gamma^* \cap \gamma) \setminus \tilde{\gamma}} \right) \|\boldsymbol{\theta}_{(\gamma^* \cap \gamma) \setminus \tilde{\gamma}}^*\|_2^2.$$

Let  $B := \frac{1}{n} \mathbf{X}_{(\gamma^* \cap \gamma) \setminus \tilde{\gamma}}^T (I_n - P_{\tilde{\gamma}}) \mathbf{X}_{(\gamma^* \cap \gamma) \setminus \tilde{\gamma}}$ ,  $C := \frac{1}{n} \mathbf{X}_{(\gamma^* \cap \gamma) \cup \tilde{\gamma}}^T \mathbf{X}_{(\gamma^* \cap \gamma) \cup \tilde{\gamma}}$  and  $D := \frac{1}{n} \mathbf{X}_{\tilde{\gamma}}^T \mathbf{X}_{\tilde{\gamma}}$ .  $D$  is a principal submatrix of  $C$  and  $B$  is the Schur complement of  $D$  of  $C$ . The inverse  $B^{-1}$  is then a principal submatrix of  $C^{-1}$ , and by Cauchy's interlacing theorem we have that  $\lambda_{\min}(B^{-1}) \geq \lambda_{\min}(C^{-1})$  and then  $\lambda_{\max}(B) \leq \lambda_{\max}(C)$ . Since  $\tilde{\gamma} \subseteq \gamma^*$  by assumption, we also have that  $(\gamma^* \cap \gamma) \cup \tilde{\gamma} \subseteq \gamma^*$ , then by interlacing again  $\lambda_{\max}(C) \leq \lambda_{\max} \left( \frac{1}{n} \mathbf{X}_{\gamma^*}^T \mathbf{X}_{\gamma^*} \right) = \bar{\lambda}$ . The upper bound in (11) follows from the latter inequality and also observing that  $\|\boldsymbol{\theta}_{(\gamma^* \cap \gamma) \setminus \tilde{\gamma}}^*\|_2^2 \leq \sum_{j=1}^b |(\gamma_b^* \cap \gamma_b) \setminus \tilde{\gamma}_b| \max_{i \in (\gamma_b^* \cap \gamma_b) \setminus \tilde{\gamma}_b} \theta_i^{*2}$ .

We now derive the lower bound in (12). By (13), we have that

$$\mu(\mathbf{\Gamma}(\gamma, \tilde{\gamma})) \geq n\phi^{-1} \lambda_{\min} \left( \frac{1}{n} \mathbf{X}_{(\gamma^* \cap \gamma) \setminus \tilde{\gamma}}^T (I_n - P_{\tilde{\gamma}}) \mathbf{X}_{(\gamma^* \cap \gamma) \setminus \tilde{\gamma}} \right) \|\boldsymbol{\theta}_{(\gamma^* \cap \gamma) \setminus \tilde{\gamma}}^*\|_2^2.$$

Recall that  $B^{-1}$  is a principal submatrix of  $C^{-1}$ , hence by interlacing  $\lambda_{\max}(B^{-1}) \leq \lambda_{\max}(C^{-1})$  and  $\lambda_{\min}(B) \geq \lambda_{\min}(C)$ . Since  $\tilde{\gamma} \subseteq \gamma^*$  by assumption, we have that  $(\gamma^* \cap \gamma) \cup \tilde{\gamma} \subseteq \gamma^*$ , and hence  $\lambda_{\min}(C) \geq \lambda_{\min} \left( \frac{1}{n} \mathbf{X}_{\gamma^*}^T \mathbf{X}_{\gamma^*} \right)$ . The bound in (12) is obtained by using the latter inequality and noting that also  $\|\boldsymbol{\theta}_{(\gamma^* \cap \gamma) \setminus \tilde{\gamma}}^*\|_2^2 \geq \sum_{j=1}^b |(\gamma_b^* \cap \gamma_b) \setminus \tilde{\gamma}_b| \min_{i \in (\gamma_b^* \cap \gamma_b) \setminus \tilde{\gamma}_b} \theta_i^{*2}$ .  $\square$

**Lemma 4.** Let  $W \sim \chi_{\nu}^2(\mu)$  with  $\mu \geq 0$ , then for any  $w > \mu + \nu$

$$P(W > w) \leq e^{-\left(\frac{w+\mu}{2} - \sqrt{2w(2\mu+\nu)-2\mu\nu-\nu^2}\right)}.$$

Moreover, assume  $w$ ,  $\nu$  and  $\mu$  are functions of  $n$  such that  $w$  is increasing,  $\nu = o(w)$ , and  $\mu = o(w)$ . Then, for any  $\phi \in (0, 1)$  and  $n$  large enough

$$P(W > w) \leq e^{-\phi \frac{w}{2}}.$$

*Proof.* Proved as Lemma S1.4. in Rognon-Vael et al. (2025).  $\square$

**Lemma 5.** Let  $W \sim \chi_{\nu}^2(\mu)$  with  $\mu > 0$ . For any  $w < \mu$ ,

$$P(W < w) \leq \frac{e^{-\frac{1}{2}(\sqrt{\mu}-\sqrt{w})^2}}{(\mu/w)^{\nu/4}}.$$

*Proof.* Proved as Lemma S1.5. in Rognon-Vael et al. (2025).  $\square$

**Lemma 6.** Let  $W \sim \chi_\eta^2(\mu)$  with  $\mu \geq 0$ . Assume that  $h, c, \eta$  and  $\mu$  are functions of  $n$  such that  $h$  is positive and increasing,  $c$  is positive,  $\eta = o(c \log(h))$ , and  $\mu = o(c \log(h))$ . Let  $\bar{u}, \underline{u}$  in  $(0, 1)$  such that  $1 > \bar{u} > \underline{u} \geq (1 + h^\psi e^{-(\eta+\mu)/c})^{-1}$  where  $\psi \in (0, 1)$ , then for every  $n$  large enough, we have

$$\int_{\underline{u}}^{\bar{u}} P\left(W > c \log\left(\frac{h}{1/u-1}\right)\right) du \leq \frac{1}{h^\psi} \left(\bar{u} - \underline{u} + \log\left(\frac{\bar{u}}{\underline{u}}\right)\right).$$

*Proof.* For any  $u \in [\underline{u}, \bar{u}]$ , we have  $c \log\left(\frac{h}{1/u-1}\right) \geq c \log\left(\frac{h}{1/\underline{u}-1}\right)$ . Since  $\underline{u} \geq (1 + h^\psi e^{-(\eta+\mu)/c})^{-1}$  by assumption we also have that, for any  $u \in (\underline{u}, \bar{u})$ ,

$$c \log\left(\frac{h}{1/u-1}\right) \geq c(1-\psi) \log(h) + \eta + \mu.$$

It follows,

$$\frac{\eta}{c \log\left(\frac{h}{1/u-1}\right)} \leq \frac{\eta}{c(1-\psi) \log(h) + \eta + \mu} \quad \text{and} \quad \frac{\mu}{c \log\left(\frac{h}{1/u-1}\right)} \leq \frac{\mu}{c(1-\psi) \log(h) + \eta + \mu}.$$

By assumption  $\eta = o(c \log(h))$  and  $\mu = o(c \log(h))$ , then for any  $u \in (\underline{u}, \bar{u})$ ,  $\eta = o\left(c \log\left(\frac{h}{1/u-1}\right)\right)$  and  $\mu = o\left(c \log\left(\frac{h}{1/u-1}\right)\right)$ . By Lemma 4, for any  $\psi \in (0, 1)$  and every  $n$  large enough,

$$(14) \quad \int_{\underline{u}}^{\bar{u}} P\left(W > c \log\left(\frac{h}{1/u-1}\right)\right) du < \frac{1}{h^\psi} \int_{\underline{u}}^{\bar{u}} (1/u-1)^\psi du.$$

Applying the change of variables  $v = 1/u - 1$  to the integral on the right-hand side above gives

$$(15) \quad \int_{\underline{u}}^{\bar{u}} (1/u-1)^\psi du = \int_{1/\bar{u}-1}^{1/\underline{u}-1} \frac{v^\psi}{(v+1)^2} dv.$$

Rewrite  $v^\psi = (v-1+1)^\psi$ . Since  $\bar{u} < 1$ , we have that for any  $v > 1/\bar{u} - 1$ ,  $v-1 > -1$ . Note that for any  $x \geq -1$  and  $r \in [0, 1]$   $(1+x)^r \leq 1+rx$ . Then, for any  $v > 1/\bar{u} - 1$ ,  $v^\psi = (v-1+1)^\psi \leq 1 + \psi(v-1) \leq 1 + \psi(v+1)$ . Applying this last inequality to the right-hand side in (15) gives

$$(16) \quad \int_{\underline{u}}^{\bar{u}} (1/u-1)^\psi du < \int_{1/\bar{u}-1}^{1/\underline{u}-1} \frac{1}{(v+1)^2} + \frac{\psi}{v+1} dv = \bar{u} - \underline{u} + \psi \log\left(\frac{\bar{u}}{\underline{u}}\right).$$

The result follows inputting the bound from (16) in (14) and using that  $\psi < 1$  and  $\log(\bar{u}/\underline{u}) \geq 0$  ( $\underline{u} \leq \bar{u}$ ).  $\square$

**Lemma 7.** Let  $W \sim \chi_\eta^2(\mu)$  with  $\mu \geq 0$ . Assume that  $h, c, \eta$  and  $\mu$  are functions of  $n$  such that  $h$  is positive and increasing,  $c$  is positive,  $\eta = o(c \log(h))$ , and  $\mu = o(c \log(h))$ . Then for any  $\alpha \in (0, 1)$  and every large enough  $n$ , we have

$$\int_0^1 P\left(W > c \log\left(\frac{h}{1/u-1}\right)\right) du = o(h^{-\alpha}).$$

*Proof.* Since a probability is bounded by 1, for any  $a \in (0, 1)$ ,

$$(17) \quad \int_0^1 P\left(W > c \log\left(\frac{h}{1/u - 1}\right)\right) du \leq 2a + \int_a^{1-a} P\left(W > c \log\left(\frac{h}{1/u - 1}\right)\right) du.$$

Take  $a = (1 + h^\psi e^{-(\eta+\mu)/c})^{-1}$  for some  $\psi \in (\alpha, 1)$ . By Lemma 6 with  $\underline{u} = a$  and  $\bar{u} = 1 - a$ , we have that

$$\int_0^1 P\left(W > c \log\left(\frac{h}{1/u - 1}\right)\right) du \leq \frac{2}{1 + h^\psi e^{-(\eta+\mu)/c}} + \frac{1 - 2a + \log(h^\psi e^{-(\eta+\mu)/c})}{h^\psi}.$$

Since  $1 + h^\psi e^{-(\eta+\mu)/c} > h^\psi e^{-(\eta+\mu)/c}$  and  $1 - 2a - \frac{\eta+\mu}{c} \leq \log(h^\psi)$  for every  $n$  large enough, we have

$$\int_0^1 P\left(W > 2 \log\left(\frac{h}{1/u - 1}\right)\right) du \leq h^{-\psi} (2e^{(\eta+\mu)/c} + 2 \log(h^\psi))$$

We have that

$$(18) \quad \frac{h^{-\psi} 2e^{(\eta+\mu)/c}}{h^{-\alpha}} = e^{-(\psi-\alpha) \log(h) + \log(2) + (\eta+\mu)/c} = e^{-(\psi-\alpha) \log(h) \left(1 - \frac{\eta+\mu}{c(\psi-\alpha) \log(h)} - \frac{\log(2)}{(\psi-\alpha) \log(h)}\right)}$$

and similarly that

$$(19) \quad \frac{h^{-\psi} 2 \log(h^\psi)}{h^{-\alpha}} = e^{-(\psi-\alpha) \log(h) \left(1 - \frac{\log(\psi \log(h))}{(\psi-\alpha) \log(h)} - \frac{\log(2)}{(\psi-\alpha) \log(h)}\right)}.$$

Since  $\alpha < \psi$  as stated above, and by assumption  $h$  is increasing,  $\eta = o(c \log(h))$  and  $\mu = o(c \log(h))$ , both expressions in (18) and (19) vanish as  $n$  grows. Hence,

$$\int_0^1 P\left(W > 2 \log\left(\frac{h}{1/u - 1}\right)\right) du = o(h^{-\alpha}).$$

□

### 12.1.2. Bound on individual expected posterior model probability.

**Lemma 8.** For any  $\tilde{\gamma} \subseteq \gamma^*$  and  $\gamma \neq \tilde{\gamma}$ , denote  $A_{\tilde{\gamma}} := \nu \Delta(\gamma, \tilde{\gamma}) + \frac{1-\nu}{6} \mu(\Gamma(\gamma, \tilde{\gamma}), \gamma)$  (cf (7)). Suppose that, for some  $\nu \in (1/2, 1]$ , it holds that  $A_{\tilde{\gamma}} > 0$ , and  $|\gamma \setminus \tilde{\gamma}| = o(A_{\tilde{\gamma}})$ . For any  $\psi \in (0, 1)$  and every  $n$  large enough,

$$E(\pi(\gamma \mid \mathbf{y}, \omega)) \leq e^{-\psi A_{\tilde{\gamma}}}.$$

*Proof.* For any  $\gamma \neq \tilde{\gamma}$ , since  $\sum_{\gamma} \pi(\gamma \mid \mathbf{y}, \omega) = 1$ , we have the following bound on the posterior probability

$$(20) \quad \pi(\gamma \mid \mathbf{y}, \omega) = \frac{\pi(\gamma \mid \mathbf{y}, \omega)}{\sum_{\delta} \pi(\delta \mid \mathbf{y}, \omega)} = \left[1 + \sum_{\delta: \delta \neq \gamma} \frac{\pi(\delta \mid \mathbf{y}, \omega)}{\pi(\gamma \mid \mathbf{y}, \omega)}\right]^{-1} \leq \left[1 + \frac{\pi(\tilde{\gamma} \mid \mathbf{y}, \omega)}{\pi(\gamma \mid \mathbf{y}, \omega)}\right]^{-1}$$

where the last inequality follows from  $\sum_{\delta: \delta \notin \{\gamma, \tilde{\gamma}\}} \pi(\delta \mid \mathbf{y}, \omega) / \pi(\gamma \mid \mathbf{y}, \omega) \geq 0$ . By (20) and using that for any random variable  $Z \geq 0$ ,  $E(Z) = \int_0^\infty P(Z > u) du$ , we have that

$$E[\pi(\gamma \mid \mathbf{y}, \omega)] \leq \int_0^1 P\left(\left[1 + \frac{\pi(\tilde{\gamma} \mid \mathbf{y}, \omega)}{\pi(\gamma \mid \mathbf{y}, \omega)}\right]^{-1} \geq u\right) du.$$

and inverting and taking logarithm on both sides of the inequality within the probability in the right-hand side, we get

$$(21) \quad E[\pi(\gamma \mid \mathbf{y}, \omega)] \leq \int_0^1 P\left(\log \frac{\pi(\tilde{\gamma} \mid \mathbf{y}, \omega)}{\pi(\gamma \mid \mathbf{y}, \omega)} \leq \log\left(\frac{1}{u} - 1\right)\right) du.$$

Simple algebra shows that

$$(22) \quad \frac{\pi(\tilde{\gamma} \mid \mathbf{y}, \omega)}{\pi(\gamma \mid \mathbf{y}, \omega)} = \exp\left\{-\frac{gn(\hat{\boldsymbol{\theta}}_\gamma^T \mathbf{X}_\gamma^T \mathbf{X}_\gamma \hat{\boldsymbol{\theta}}_\gamma - \hat{\boldsymbol{\theta}}_{\tilde{\gamma}}^T \mathbf{X}_{\tilde{\gamma}}^T \mathbf{X}_{\tilde{\gamma}} \hat{\boldsymbol{\theta}}_{\tilde{\gamma}})}{2\phi(1+gn)}\right\} \prod_{b=1}^B \left(\frac{\omega_b}{(1+gn)^{1/2}(1-\omega_b)}\right)^{p_{\tilde{\gamma},b}-p_{\gamma,b}}$$

Inputting (22) in (21), and using the notation in (6) and (7), we have

$$\begin{aligned} E[\pi(\gamma \mid \mathbf{y}, \omega)] &\leq \int_0^1 P\left(\frac{gnL(\tilde{\gamma}, \gamma)}{2(1+gn)} + \Delta(\gamma, \tilde{\gamma}) \leq \log\left(\frac{1}{u} - 1\right)\right) du \\ &= \int_0^1 P\left(-\frac{gnL(\tilde{\gamma}, \gamma)}{2(1+gn)} - \left(\Delta(\gamma, \tilde{\gamma}) - \log\left(\frac{1}{u} - 1\right)\right) \geq 0\right) du. \end{aligned}$$

The second step of the proof is to use the union bound to upper bound the probability in the integrand above. By adding and resting  $\phi^{-1}\hat{\boldsymbol{\theta}}_{\Gamma(\gamma, \tilde{\gamma})}^T \mathbf{X}_{\Gamma(\gamma, \tilde{\gamma})}^T \mathbf{X}_{\Gamma(\gamma, \tilde{\gamma})} \hat{\boldsymbol{\theta}}_{\Gamma(\gamma, \tilde{\gamma})}$  to  $L(\tilde{\gamma}, \gamma)$ , we get

$$L(\tilde{\gamma}, \gamma) = L(\Gamma(\gamma, \tilde{\gamma}), \gamma) - L(\Gamma(\gamma, \tilde{\gamma}), \tilde{\gamma}).$$

For any  $\nu \in \mathbb{R}$ ,

$$\begin{aligned} -\frac{gnL(\tilde{\gamma}, \gamma)}{2(1+gn)} - \left(\Delta(\gamma, \tilde{\gamma}) - \log\left(\frac{1}{u} - 1\right)\right) &= \left(\frac{gnL(\Gamma(\gamma, \tilde{\gamma}), \gamma)}{2(1+gn)} - \log\left(\frac{e^{\nu\Delta(\gamma, \tilde{\gamma})}}{\frac{1}{u} - 1}\right)\right) \\ &\quad - \left(\frac{gnL(\Gamma(\gamma, \tilde{\gamma}), \tilde{\gamma})}{2(1+gn)} + (1-\nu)\Delta(\gamma, \tilde{\gamma})\right). \end{aligned}$$

Observe that for any random variables  $U, V$ , and any  $\epsilon, \nu' \geq 0$ , the event  $\{U - V \geq 0\}$  implies  $\{U \geq \nu'\epsilon\} \cup \{V < \nu'\epsilon\}$ . Let  $U = \frac{gnL(\Gamma(\gamma, \tilde{\gamma}), \gamma)}{2(1+gn)} - \log\left(\frac{e^{\nu\Delta(\gamma, \tilde{\gamma})}}{\frac{1}{u} - 1}\right)$  and  $V = \frac{gnL(\Gamma(\gamma, \tilde{\gamma}), \tilde{\gamma})}{2(1+gn)} + (1-\nu)\Delta(\gamma, \tilde{\gamma})$ . Take  $\epsilon = \mu(\Gamma(\gamma, \tilde{\gamma}), \gamma)$  and  $\nu' = \frac{1}{6}(1-\nu)$ , and observe that  $A_{\tilde{\gamma}} := \nu\Delta(\gamma, \tilde{\gamma}) + \frac{1-\nu}{6}\mu(\Gamma(\gamma, \tilde{\gamma}), \gamma) = \nu\Delta(\gamma, \tilde{\gamma}) + \nu'\mu(\Gamma(\gamma, \tilde{\gamma}), \gamma)$ . We then have

$$\begin{aligned} \{U \geq \nu'\epsilon\} &= \left\{\frac{gnL(\Gamma(\gamma, \tilde{\gamma}), \gamma)}{2(1+gn)} \geq \log\left(\frac{e^{\nu\Delta(\gamma, \tilde{\gamma})}}{\frac{1}{u} - 1}\right) + \nu'\mu(\Gamma(\gamma, \tilde{\gamma}), \gamma)\right\} \\ &= \left\{\frac{gnL(\Gamma(\gamma, \tilde{\gamma}), \gamma)}{2(1+gn)} \geq \log\left(\frac{e^{A_{\tilde{\gamma}}}}{\frac{1}{u} - 1}\right)\right\} \end{aligned}$$

and,

$$\begin{aligned} \{V < \nu'\epsilon\} &= \left\{\frac{gnL(\Gamma(\gamma, \tilde{\gamma}), \tilde{\gamma})}{2(1+gn)} < -(1-\nu)\Delta(\gamma, \tilde{\gamma}) + \nu'\mu(\Gamma(\gamma, \tilde{\gamma}), \gamma)\right\} \\ &= \left\{\frac{gnL(\Gamma(\gamma, \tilde{\gamma}), \tilde{\gamma})}{2(1+gn)} < \nu'(\mu(\Gamma(\gamma, \tilde{\gamma}), \gamma) - 6\Delta(\gamma, \tilde{\gamma}))\right\}. \end{aligned}$$

By the union bound we have that

$$(23) \quad \begin{aligned} E[\pi(\gamma \mid \mathbf{y}, \boldsymbol{\omega})] &\leq \int_0^1 P\left(\frac{gnL(\mathbf{\Gamma}(\gamma, \tilde{\gamma}), \gamma)}{2(1+gn)} \geq \log\left(\frac{e^{A_{\tilde{\gamma}}}}{\frac{1}{u}-1}\right)\right) du \\ &\quad + P\left(\frac{gnL(\mathbf{\Gamma}(\gamma, \tilde{\gamma}), \tilde{\gamma})}{2(1+gn)} < \nu'(\mu(\mathbf{\Gamma}(\gamma, \tilde{\gamma}), \gamma) - 6\Delta(\gamma, \tilde{\gamma}))\right). \end{aligned}$$

The third and final step of the proof is to upper bound each of the terms in the right-hand side of (23). The intuition is that both  $\tilde{\gamma}$  and  $\gamma$  are nested within  $\mathbf{\Gamma}(\gamma, \tilde{\gamma})$ , and therefore  $L(\mathbf{\Gamma}(\gamma, \tilde{\gamma}), \tilde{\gamma})$  and  $L(\mathbf{\Gamma}(\gamma, \tilde{\gamma}), \gamma)$  follow chi-squared distributions. We first bound the first term. If  $\gamma \subset \tilde{\gamma}$  then  $\mathbf{\Gamma}(\gamma, \tilde{\gamma}) = \tilde{\gamma}$ ,  $L(\mathbf{\Gamma}(\gamma, \tilde{\gamma}), \tilde{\gamma}) = 0$ , and this term is zero. Suppose now that  $\gamma \not\subset \tilde{\gamma}$ . Then, by Lemma 1,  $L(\mathbf{\Gamma}(\gamma, \tilde{\gamma}), \tilde{\gamma}) \sim \chi_{|\mathbf{\Gamma}(\gamma, \tilde{\gamma}) \setminus \tilde{\gamma}|}^2(\mu(\mathbf{\Gamma}(\gamma, \tilde{\gamma}), \tilde{\gamma}))$  with  $|\mathbf{\Gamma}(\gamma, \tilde{\gamma}) \setminus \tilde{\gamma}| = |\gamma \setminus \tilde{\gamma}|$ . By assumption,  $A_{\tilde{\gamma}} > 0$ ,  $|\gamma \setminus \tilde{\gamma}| = o(\log(e^{A_{\tilde{\gamma}}}))$  and  $\mu(\mathbf{\Gamma}(\gamma, \tilde{\gamma}), \tilde{\gamma}) = o(\log(e^{A_{\tilde{\gamma}}}))$ , then by Lemma 7, for  $\alpha \in (\psi, 1)$  and  $c = 2(1+gn)/gn > 0$ , and every  $n$  large enough,

$$(24) \quad \int_0^1 P\left(\frac{gnL(\mathbf{\Gamma}(\gamma, \tilde{\gamma}), \gamma)}{2(1+gn)} > \log\left(\frac{e^{A_{\tilde{\gamma}}}}{\frac{1}{u}-1}\right)\right) du < e^{-\alpha A_{\tilde{\gamma}}}.$$

We now bound the second term in (23). If  $\gamma \supset \tilde{\gamma}$ , then  $\mathbf{\Gamma}(\gamma, \tilde{\gamma}) = \gamma$ ,  $L(\mathbf{\Gamma}(\gamma, \tilde{\gamma}), \gamma) = 0$ ,  $\mu(\mathbf{\Gamma}(\gamma, \tilde{\gamma}), \gamma) = 0$ , and this term is zero. Alternatively, if  $\gamma \not\supset \tilde{\gamma}$  then, by Lemma 1,  $L(\mathbf{\Gamma}(\gamma, \tilde{\gamma}), \gamma) \sim \chi_{|\mathbf{\Gamma}(\gamma, \tilde{\gamma}) \setminus \gamma|}^2(\mu(\mathbf{\Gamma}(\gamma, \tilde{\gamma}), \gamma))$  with  $|\mathbf{\Gamma}(\gamma, \tilde{\gamma}) \setminus \gamma| = |\tilde{\gamma} \setminus \gamma|$ . Clearly, when  $\mu(\mathbf{\Gamma}(\gamma, \tilde{\gamma}), \gamma) \leq 6\Delta(\gamma, \tilde{\gamma})$  this term is also zero, so suppose that  $\mu(\mathbf{\Gamma}(\gamma, \tilde{\gamma}), \gamma) > 6\Delta(\gamma, \tilde{\gamma})$ . We have

$$P\left(\frac{gnL(\mathbf{\Gamma}(\gamma, \tilde{\gamma}), \tilde{\gamma})}{2(1+gn)} < \nu'(\mu(\mathbf{\Gamma}(\gamma, \tilde{\gamma}), \gamma) - 6\Delta(\gamma, \tilde{\gamma}))\right) \leq P\left(\frac{gnL(\mathbf{\Gamma}(\gamma, \tilde{\gamma}), \tilde{\gamma})}{2(1+gn)} < \nu'\mu(\mathbf{\Gamma}(\gamma, \tilde{\gamma}), \gamma)\right)$$

and, by Lemma 5 and using that  $\nu' \in (0, \frac{1}{12})$ , we obtain that

$$P\left(\frac{gnL(\mathbf{\Gamma}(\gamma, \tilde{\gamma}), \tilde{\gamma})}{2(1+gn)} < \nu'\mu(\mathbf{\Gamma}(\gamma, \tilde{\gamma}), \gamma)\right) \leq \left(2\nu'\left(1 + \frac{1}{gn}\right)\right)^{\frac{|\tilde{\gamma} \setminus \gamma|}{4}} e^{-\frac{1}{2}\left(1 - \sqrt{2\nu'\left(1 + \frac{1}{gn}\right)}\right)^2 \mu(\mathbf{\Gamma}(\gamma, \tilde{\gamma}), \gamma)}.$$

Since  $\nu' < \frac{1}{12}$  and  $\frac{1}{gn} \rightarrow 0$ , for  $n$  large enough  $2\nu'\left(1 + \frac{1}{gn}\right) < \frac{1}{6}$  and  $\frac{1}{2}\left(1 - \sqrt{2\nu'\left(1 + \frac{1}{gn}\right)}\right)^2 > \frac{1}{2}\left(1 - \sqrt{1/6}\right)^2 > 1/6$ , we have

$$P\left(\frac{gnL(\mathbf{\Gamma}(\gamma, \tilde{\gamma}), \tilde{\gamma})}{2(1+gn)} < \nu'\mu(\mathbf{\Gamma}(\gamma, \tilde{\gamma}), \gamma)\right) \leq \left(\frac{1}{6}\right)^{\frac{|\tilde{\gamma} \setminus \gamma|}{4}} e^{-\frac{1}{6}\mu(\mathbf{\Gamma}(\gamma, \tilde{\gamma}), \gamma)}.$$

Since  $\mu(\mathbf{\Gamma}(\gamma, \tilde{\gamma}), \gamma) > 6\Delta(\gamma, \tilde{\gamma})$ , we also have

$$A_{\tilde{\gamma}} = \nu'\mu(\mathbf{\Gamma}(\gamma, \tilde{\gamma}), \gamma) + \nu\Delta(\gamma, \tilde{\gamma}) < \frac{1-\nu}{6}\mu(\mathbf{\Gamma}(\gamma, \tilde{\gamma}), \gamma) + \frac{\nu}{6}\mu(\mathbf{\Gamma}(\gamma, \tilde{\gamma}), \gamma) = \frac{1}{6}\mu(\mathbf{\Gamma}(\gamma, \tilde{\gamma}), \gamma).$$

It follows

$$(25) \quad P\left(\frac{gnL(\mathbf{\Gamma}(\gamma, \tilde{\gamma}), \tilde{\gamma})}{2(1+gn)} < \nu'\mu(\mathbf{\Gamma}(\gamma, \tilde{\gamma}), \gamma)\right) \leq \left(\frac{1}{4}\right)^{\frac{|\tilde{\gamma} \setminus \gamma|}{6}} e^{-A_{\tilde{\gamma}}} \leq e^{-A_{\tilde{\gamma}}} \leq e^{-\alpha A_{\tilde{\gamma}}}$$

Summing the bounds in (24) and (25) gives that for every  $n$  large enough  $E[\pi(\gamma \mid \mathbf{y}, \boldsymbol{\omega})] < 2e^{-\alpha A_{\tilde{\gamma}}}$ . Since  $\psi < \alpha$ , for every  $n$  large enough, we have that  $E[\pi(\gamma \mid \mathbf{y}, \boldsymbol{\omega})] < e^{-\psi A_{\tilde{\gamma}}}$  as we wished to prove.  $\square$

### 12.1.3. Convergence to a reduced set of models.

**Lemma 9.** *Assume A1–A2 hold for  $\omega_1, \dots, \omega_B$ ,  $|S^I(\kappa)| = O(1)$  and  $|S_b^S(\kappa)| = O(p_b - s_b)$  (cf (8)) for every  $b = 1, \dots, B$ . Then,*

$$\lim_{n \rightarrow \infty} \sum_{\gamma \notin \mathcal{T}(\kappa)} E(\pi(\gamma \mid \mathbf{y}, \boldsymbol{\omega})) = 0$$

*Proof.* The first step of the proof is to use Lemma 8 to bound individual  $E(\pi(\gamma \mid \mathbf{y}, \boldsymbol{\omega}))$  for every  $\gamma \notin \mathcal{T}(\kappa)$  with Lemma 8 taking  $\tilde{\gamma} = \tilde{\gamma}(\gamma) \in \mathcal{T}(\kappa)$  that depends on  $\gamma$ . Intuitively,  $\tilde{\gamma}(\gamma)$  contains large truly non-zero parameters that are missed by  $\gamma$ , and hence  $\tilde{\gamma}(\gamma)$  should be chosen over  $\gamma$  asymptotically. More precisely, we choose  $\tilde{\gamma}(\gamma) \in \mathcal{T}(\kappa)$  such that  $\tilde{\gamma}(\gamma) \setminus \gamma \subseteq S^L(\kappa)$  and the elements in  $\gamma \setminus \tilde{\gamma}(\gamma)$  are either inactive or in  $S^S(\kappa)$ . The latter condition and Assumption A2 ensure that the assumptions of Lemma 8 are met. We then get a bound  $E(\pi(\gamma \mid \mathbf{y}, \boldsymbol{\omega})) \leq e^{-\psi A_{\tilde{\gamma}(\gamma)}}$  for every large enough  $n$  and any  $\psi \in (0, 1)$ , where  $A_{\tilde{\gamma}(\gamma)} = \nu \Delta(\gamma, \tilde{\gamma}(\gamma)) + \frac{1-\nu}{6} \mu(\Gamma(\tilde{\gamma}, \gamma), \gamma)$  (cf (7)),  $\nu \in (1/2, 1)$  is defined in (8) and  $\Gamma(\tilde{\gamma}, \gamma) = \gamma \cup \tilde{\gamma}(\gamma)$ . The second step is to obtain a lower bound for  $A_{\tilde{\gamma}(\gamma)}$ , which gives an upper bound for  $E(\pi(\gamma \mid \mathbf{y}, \boldsymbol{\omega}))$ . The final step is to get an upper-bound  $\sum_{\gamma \in \gamma \setminus \mathcal{T}(\kappa)} E(\pi(\gamma \mid \mathbf{y}, \boldsymbol{\omega}))$  that vanishes (as  $n$  grows) under the assumptions of Lemma 9.

For the first step of the proof, recall that the set  $\mathcal{T}(\kappa)$  contains all the models that are the union of  $S^L(\kappa)$  (large signals) and some subset of  $S^I(\kappa)$  (intermediate signals). For any  $\gamma \notin \mathcal{T}(\kappa)$ , take the unique  $\tilde{\gamma}(\gamma) \in \mathcal{T}(\kappa)$  such that  $\tilde{\gamma}(\gamma) = [\gamma \cap S^I(\kappa)] \cup S^L(\kappa)$ , which implies  $\gamma \cap S^I(\kappa) = \tilde{\gamma}(\gamma) \cap S^I(\kappa)$ . That is,  $\tilde{\gamma}(\gamma)$  contains all the large signals plus the intermediate signals in  $\gamma$ . To show that  $E(\pi(\gamma \mid \mathbf{y}, \boldsymbol{\omega})) \leq e^{-\psi A_{\tilde{\gamma}(\gamma)}}$  we show that  $A_{\tilde{\gamma}(\gamma)}$  satisfies the conditions of Lemma 8, taking  $T = \tilde{\gamma}(\gamma)$ . That is, we wish to show that three conditions hold:  $A_{\tilde{\gamma}(\gamma)} > 0$ ,  $|\gamma \setminus \tilde{\gamma}(\gamma)| = o(A_{\tilde{\gamma}(\gamma)})$ , and  $\mu(\Gamma(\tilde{\gamma}, \gamma), \tilde{\gamma}(\gamma)) = o(A_{\tilde{\gamma}(\gamma)})$ .

Observe that  $\Delta(\gamma, \tilde{\gamma}(\gamma))$ , defined in (7), can be rewritten as  $\Delta(\gamma, \tilde{\gamma}(\gamma)) = \sum_{b=1}^B (|\gamma_b \setminus \tilde{\gamma}(\gamma)_b| - |\tilde{\gamma}(\gamma)_b \setminus \gamma_b|) \kappa_b$  and then:

$$A_{\tilde{\gamma}(\gamma)} = \sum_{b=1}^B |\gamma_b \setminus \tilde{\gamma}(\gamma)_b| \nu \kappa_b + \frac{1-\nu}{6} \mu(\Gamma(\tilde{\gamma}, \gamma), \gamma) - \sum_{b=1}^B |\tilde{\gamma}(\gamma)_b \setminus \gamma_b| \nu \kappa_b$$

Since  $\nu < 1$ ,  $(1 - \nu)/6 > 0$ , by Lemma 2, for every  $n$  we have

$$(26) \quad A_{\tilde{\gamma}(\gamma)} \geq \sum_{b=1}^B |\gamma_b \setminus \tilde{\gamma}(\gamma)_b| \nu \kappa_b + \sum_{b=1}^B |\tilde{\gamma}(\gamma)_b \setminus \gamma_b| \left( \frac{1-\nu}{6} n \phi^{-1} \rho(\mathbf{X}) \min_{i \in \tilde{\gamma}(\gamma)_b \setminus \gamma_b} \theta_i^{*2} - \nu \kappa_b \right).$$

We have that  $\tilde{\gamma}(\gamma) \subseteq (S^I(\kappa) \cup S^L(\kappa))$  since  $\tilde{\gamma}(\gamma) \in \mathcal{T}(\kappa)$  and that  $\tilde{\gamma}(\gamma) \cap S^I(\kappa) = \gamma \cap S^I(\kappa)$ . It follows that  $\tilde{\gamma}(\gamma) \setminus \gamma \subseteq S^L(\kappa)$ . By definition of  $S^L(\kappa)$ , the rightmost component in (26) is nonnegative and, if  $|\tilde{\gamma}(\gamma) \setminus \gamma| \neq 0$ , it is positive, for every  $n$  large enough. By Assumption A2, component  $\nu \sum_{b=1}^B |\gamma_b \setminus \tilde{\gamma}(\gamma)_b| \kappa_b$  is nonnegative, and, if  $|\gamma \setminus \tilde{\gamma}(\gamma)| \neq 0$ , positive. Now,  $\gamma \neq \tilde{\gamma}(\gamma)$  implies that necessarily  $|\gamma \setminus \tilde{\gamma}(\gamma)| \neq 0$  or



$|\tilde{\gamma}(\gamma) \setminus \gamma| \neq 0$  and then, for every  $n$  large enough,  $A_{\tilde{\gamma}(\gamma)} > 0$ , establishing the first condition required by Lemma 8. Regarding its second condition, if  $|\gamma \setminus \tilde{\gamma}(\gamma)| = 0$ , we immediately have  $|\gamma \setminus \tilde{\gamma}(\gamma)| = o(A_{\tilde{\gamma}(\gamma)})$ . If  $|\gamma \setminus \tilde{\gamma}(\gamma)| \neq 0$ , since the rightmost component in (26) is nonnegative, we have

$$\frac{|\gamma \setminus \tilde{\gamma}(\gamma)|}{A_{\tilde{\gamma}(\gamma)}} \leq \left[ \nu \sum_{b=1}^B \frac{|\gamma_b \setminus \tilde{\gamma}(\gamma)_b|}{|\gamma \setminus \tilde{\gamma}(\gamma)|} \kappa_b \right]^{-1} \leq \left[ \nu \min_{b=1, \dots, B} \kappa_b \right]^{-1}$$

where the last inequality follows from  $\sum_{b=1}^B \frac{|\gamma_b \setminus \tilde{\gamma}(\gamma)_b|}{|\gamma \setminus \tilde{\gamma}(\gamma)|} = 1$ . By Assumption A2,  $\min_{b=1, \dots, B} \kappa_b \rightarrow \infty$  as  $n \rightarrow \infty$  and hence  $|\gamma \setminus \tilde{\gamma}(\gamma)| = o(A_{\tilde{\gamma}(\gamma)})$  when  $|\gamma \setminus \tilde{\gamma}(\gamma)| \neq 0$  too.

Finally, consider the third condition in Lemma 8. Note that, since  $\tilde{\gamma}(\gamma) \in \mathcal{T}(\kappa)$ , we have that  $S^L(\kappa) \subseteq \tilde{\gamma}(\gamma)$ . Moreover we have  $\gamma \cap S^I(\kappa) = \tilde{\gamma}(\gamma) \cap S^I(\kappa)$ . It follows that  $\gamma \setminus \tilde{\gamma}(\gamma) \subseteq (S^I(\kappa) \cup S^L(\kappa))^C$ , that is the elements of  $\gamma \setminus \tilde{\gamma}(\gamma)$  are either inactive or belong to  $S^S(\kappa)$ . If  $\gamma \cap S^S(\kappa) = \emptyset$  then  $\gamma \setminus \tilde{\gamma}(\gamma) \subseteq (\gamma^*)^C$  and we immediately get  $\mu(\Gamma(\tilde{\gamma}, \gamma), \tilde{\gamma}(\gamma)) = o(A_{\tilde{\gamma}(\gamma)})$  because  $\theta_{\gamma \setminus \tilde{\gamma}(\gamma)}^* = \mu(\Gamma(\tilde{\gamma}, \gamma), \tilde{\gamma}(\gamma)) = 0$ . Assume now that  $\gamma \cap S^S(\kappa) \neq \emptyset$ . Using that the rightmost component in (26) is nonnegative and Lemma 3, we have

$$\frac{\mu(\Gamma(\tilde{\gamma}, \gamma), \tilde{\gamma}(\gamma))}{A_{\tilde{\gamma}(\gamma)}} \leq \frac{\mu(\Gamma(\tilde{\gamma}, \gamma), \tilde{\gamma}(\gamma))}{\nu \sum_{b=1}^B |\gamma_b \setminus \tilde{\gamma}(\gamma)_b| \kappa_b} \leq \frac{n \phi^{-1} \bar{\lambda} \sum_{b=1}^B |(\gamma_b^* \cap \gamma_b) \setminus \tilde{\gamma}(\gamma)_b| \max_{i \in (\gamma_b^* \cap \gamma_b) \setminus \tilde{\gamma}(\gamma)_b} \theta_i^{*2}}{\nu \sum_{b=1}^B |\gamma_b \setminus \tilde{\gamma}(\gamma)_b| \kappa_b}.$$

Observe that for all  $b = 1, \dots, B$ ,  $\gamma_b \setminus \tilde{\gamma}(\gamma)_b \supseteq (\gamma_b^* \cap \gamma_b) \setminus \tilde{\gamma}(\gamma)_b$  and then  $|\gamma_b \setminus \tilde{\gamma}(\gamma)_b| \geq |(\gamma_b^* \cap \gamma_b) \setminus \tilde{\gamma}(\gamma)_b|$ . We then get

$$\frac{\mu(\Gamma(\tilde{\gamma}, \gamma), \tilde{\gamma}(\gamma))}{A_{\tilde{\gamma}(\gamma)}} \leq \frac{n \phi^{-1} \bar{\lambda} \sum_{b=1}^B |(\gamma_b^* \cap \gamma_b) \setminus \tilde{\gamma}(\gamma)_b| \max_{i \in (\gamma_b^* \cap \gamma_b) \setminus \tilde{\gamma}(\gamma)_b} \theta_i^{*2}}{\nu \sum_{b=1}^B |(\gamma_b^* \cap \gamma_b) \setminus \tilde{\gamma}(\gamma)_b| \kappa_b}.$$

Moreover, since  $\gamma \setminus \tilde{\gamma}(\gamma) \subseteq (S^I(\kappa) \cup S^L(\kappa))^C$  as discussed earlier, we have, for all  $b = 1, \dots, B$ ,  $(\gamma_b^* \cap \gamma_b) \setminus \tilde{\gamma}(\gamma)_b \subseteq S_b^S(\kappa)$ . It follows  $\max_{i \in (\gamma_b^* \cap \gamma_b) \setminus \tilde{\gamma}(\gamma)_b} \theta_i^{*2} \leq \max_{i \in S_b^S(\kappa)} \theta_i^{*2}$  and

$$(27) \quad \frac{\mu(\Gamma(\tilde{\gamma}, \gamma), \tilde{\gamma}(\gamma))}{A_{\tilde{\gamma}(\gamma)}} \leq \frac{n \phi^{-1} \bar{\lambda} \sum_{b=1}^B |(\gamma_b^* \cap \gamma_b) \setminus \tilde{\gamma}(\gamma)_b| \max_{i \in S_b^S(\kappa)} \theta_i^{*2}}{\nu \sum_{b=1}^B |(\gamma_b^* \cap \gamma_b) \setminus \tilde{\gamma}(\gamma)_b| \kappa_b}.$$

Let  $\bar{r} := \sum_{b=1}^B n \phi^{-1} \bar{\lambda} \max_{i \in S_b^S(\kappa)} \theta_i^{*2} / (\nu \kappa_b)$ . We show next that  $\bar{r}$  is an upper bound on  $\mu(\Gamma(\tilde{\gamma}, \gamma), \tilde{\gamma}(\gamma)) / A_{\tilde{\gamma}(\gamma)}$ . By restricting the sum in  $\bar{r}$  to the  $b$  such that  $|(\gamma_b^* \cap \gamma_b) \setminus \tilde{\gamma}(\gamma)_b| \neq 0$  and multiplying the numerator and denominator of the summand by  $|(\gamma_b^* \cap \gamma_b) \setminus \tilde{\gamma}(\gamma)_b|$ , we get

$$(28) \quad \bar{r} \geq \sum_{b=1, |(\gamma_b^* \cap \gamma_b) \setminus \tilde{\gamma}(\gamma)_b| \neq 0}^B \frac{|(\gamma_b^* \cap \gamma_b) \setminus \tilde{\gamma}(\gamma)_b| n \phi^{-1} \bar{\lambda} \max_{i \in S_b^S(\kappa)} \theta_i^{*2}}{|(\gamma_b^* \cap \gamma_b) \setminus \tilde{\gamma}(\gamma)_b| \nu \kappa_b}$$

Note that for any collections  $(\alpha_j, \delta_j) \in \mathcal{R} \times \mathcal{R} \setminus \{0\}$ ,  $b = 1, \dots, B$ , we have

$$(29) \quad \sum_{b=1}^B \frac{\alpha_j}{\delta_j} = \sum_{b=1}^B \frac{\alpha_j \frac{1}{\delta_j} (\delta_j + \sum_{l \neq b} \delta_l)}{\sum_{b=1}^B \delta_j} = \frac{\sum_{b=1}^B \alpha_j (1 + \sum_{l \neq b} \frac{\delta_l}{\delta_j})}{\sum_{b=1}^B \delta_j}$$

Using the property in (29) in the right-hand side of (28), we get

$$\begin{aligned}\bar{r} &\geq \frac{\sum_{b=1, |(\gamma_b^* \cap \gamma_b) \setminus \tilde{\gamma}(\gamma)_b| \neq 0}^B |(\gamma_b^* \cap \gamma_b) \setminus \tilde{\gamma}(\gamma)_b| n \phi^{-1} \bar{\lambda} \max_{i \in S_b^S(\kappa)} \theta_i^{*2} \left(1 + \sum_{l \neq b} \frac{|(\gamma_l^* \cap \gamma_l) \setminus \tilde{\gamma}(\gamma)_l| \nu \kappa_l}{|(\gamma_b^* \cap \gamma_b) \setminus \tilde{\gamma}(\gamma)_b| \nu \kappa_b}\right)}{\sum_{b=1, |(\gamma_b^* \cap \gamma_b) \setminus \tilde{\gamma}(\gamma)_b| \neq 0}^B |(\gamma_b^* \cap \gamma_b) \setminus \tilde{\gamma}(\gamma)_b| \nu \kappa_b} \\ &\geq \frac{\sum_{b=1}^B |(\gamma_b^* \cap \gamma_b) \setminus \tilde{\gamma}(\gamma)_b| n \phi^{-1} \bar{\lambda} \max_{i \in S_b^S(\kappa)} \theta_i^{*2}}{\sum_{b=1}^B |(S \cap \gamma_b) \setminus \tilde{\gamma}(\gamma)_b| \nu \kappa_b}\end{aligned}$$

where last inequality follows from  $\left(1 + \sum_{l \neq b} \frac{|(\gamma_l^* \cap \gamma_l) \setminus \tilde{\gamma}(\gamma)_l| \nu \kappa_l}{|(\gamma_b^* \cap \gamma_b) \setminus \tilde{\gamma}(\gamma)_b| \nu \kappa_b}\right) \geq 1$  for all  $b$  and from the identity  $\sum_{b=1, |(\gamma_b^* \cap \gamma_b) \setminus \tilde{\gamma}(\gamma)_b| \neq 0}^B |(\gamma_b^* \cap \gamma_b) \setminus \tilde{\gamma}(\gamma)_b| \nu \kappa_b = \sum_{b=1}^B |(\gamma^* \cap \gamma_b) \setminus \tilde{\gamma}(\gamma)_b| \nu \kappa_b$ . Then, by (27),

$$\frac{\mu(\Gamma(\tilde{\gamma}, \gamma), \tilde{\gamma}(\gamma))}{A_{\tilde{\gamma}(\gamma)}} \leq \bar{r} = \sum_{b=1}^B \frac{n \phi^{-1} \bar{\lambda} \max_{i \in S_b^S(\kappa)} \theta_i^{*2}}{\nu \kappa_b}.$$

By definition of  $S_b^S(\kappa)$ ,  $n \phi^{-1} \bar{\lambda} \max_{i \in S_b^S(\kappa)} \theta_i^{*2} = o(\kappa_b)$  for all  $b$  and  $\mu(\Gamma(\tilde{\gamma}, \gamma), \tilde{\gamma}(\gamma)) = o(A_{\tilde{\gamma}(\gamma)})$  when  $\gamma \cap S^S(\kappa) \neq \emptyset$  too. We can now apply Lemma 8 and get that for every  $\gamma \in \gamma \setminus \mathcal{T}(\kappa)$ , for any  $\psi \in (0, 1)$  and every  $n$  large enough,  $E(\pi(\gamma | \mathbf{y}, \boldsymbol{\omega})) \leq e^{-\psi A_{\tilde{\gamma}(\gamma)}}$ .

The second step of the proof is to lower-bound  $A_{\tilde{\gamma}(\gamma)} = \nu \Delta(\gamma, \tilde{\gamma}(\gamma)) + \frac{1-\nu}{6} \mu(\Gamma(\tilde{\gamma}, \gamma), \gamma)$ . Let

$$A_{\tilde{\gamma}(\gamma)}^* := \nu \sum_{b=1}^B |\gamma_b \setminus \tilde{\gamma}(\gamma)_b| \kappa_b + \sum_{b=1}^B |\tilde{\gamma}(\gamma)_b \setminus \gamma_b| \left( \frac{1-\nu}{6} n \phi^{-1} \rho(\mathbf{X}) \min_{i \in S_b^L(\kappa)} \theta_i^{*2} - \nu \kappa_b \right)$$

Recall that, for every  $b$ ,  $\tilde{\gamma}(\gamma)_b \setminus \gamma_b \subseteq S_b^L(\kappa)$ . We have then  $\min_{i \in \tilde{\gamma}(\gamma)_b \setminus \gamma_b} \theta_i^{*2} \geq \min_{i \in S_b^L(\kappa)} \theta_i^{*2}$ , and by (26),  $A_{\tilde{\gamma}(\gamma)} \geq A_{\tilde{\gamma}(\gamma)}^*$ . It follows that for any  $\psi \in (0, 1)$  and for all  $n$  large enough,

$$(30) \quad E(\pi(\gamma | \mathbf{y}, \boldsymbol{\omega})) \leq e^{-\psi A_{\tilde{\gamma}(\gamma)}^*}.$$

To conclude the second part of the proof we lower-bound  $\psi A_{\tilde{\gamma}(\gamma)}^* = \sum_{b=1}^B |\gamma_b \setminus \tilde{\gamma}(\gamma)_b| \psi \nu \kappa_b + \sum_{b=1}^B |\tilde{\gamma}(\gamma)_b \setminus \gamma_b| \psi \left( \frac{1-\nu}{6} n \phi^{-1} \rho(\mathbf{X}) \min_{i \in S_b^L(\kappa)} \theta_i^{*2} - \nu \kappa_b \right)$ . To do this, we obtain a lower bound for  $\psi \nu \kappa_b$  and for  $\psi \left( \frac{1-\nu}{6} n \phi^{-1} \rho(\mathbf{X}) \min_{i \in S_b^L(\kappa)} \theta_i^{*2} - \nu \kappa_b \right)$ .

The definition of  $S_b^L(\kappa)$  implies there exists some  $g'_b \rightarrow \infty$  such that

$$(31) \quad \frac{(1-\nu) n \phi^{-1} \rho(\mathbf{X})}{6} \min_{i \in S_b^L(\kappa)} \theta_i^{*2} - \kappa_b = \log(s_b) + g'_b.$$

Let  $\delta \in (0, 1)$  and denote  $\bar{\gamma}_b = \max \left\{ \frac{2 \log(p_b - s_b)}{f_b}, \frac{2 \log(s_b)}{g'_b} \right\}$ , where  $f_b$  is given in Assumption A2. Take  $\psi = \max_{b=1, \dots, B} \frac{\xi + \delta + \bar{\gamma}_b}{1 + \bar{\gamma}_b}$  for some  $\xi \in (0, 1 - \delta)$  then  $\psi \in (0, 1)$  and we have, for

every  $b = 1, \dots, B$ ,

$$(32) \quad \psi > \frac{\delta + \frac{2\log(p_b - s_b)}{f_b}}{1 + \frac{2\log(p_b - s_b)}{f_b}} = \frac{\delta f_b/2 + \log(p_b - s_b)}{f_b/2 + \log(p_b - s_b)}$$

$$(33) \quad \psi > \frac{\delta + \frac{2\log(s_b)}{g'_b}}{1 + \frac{2\log(s_b)}{g'_b}} = \frac{\delta g'_b/2 + \log(s_b)}{g'_b/2 + \log(s_b)} \geq \frac{\delta g'_b/2 + \log(s_b)}{g'_b + \log(s_b)}.$$

Recall that Assumptions A2 defines  $f_b = \kappa_b - \log(p_b - s_b)$  and  $\nu = \frac{1}{2}(1 + \max_b \frac{\log(p_b - s_b)}{\kappa_b})$  respectively. Hence,

$$\nu \kappa_b \geq \frac{1}{2} \left( 1 + \frac{\log(p_b - s_b)}{\kappa_b} \right) \kappa_b = \log(p_b - s_b) + \frac{1}{2}(\kappa_b - \log(p_b - s_b)) = \log(p_b - s_b) + \frac{1}{2}f_b.$$

Hence, by (32), we have

$$(34) \quad \psi \nu \kappa_b \geq \psi \left( \log(p_b - s_b) + \frac{1}{2}f_b \right) \geq \log(p_b - s_b) + \delta \frac{1}{2}f_b.$$

Further,

$$(35) \quad \psi \left( \frac{1-\nu}{6} n \phi^{-1} \rho(\mathbf{X}) \min_{i \in S_b^L(\kappa)} \theta_i^{*2} - \nu \kappa_b \right) \geq \psi(\log(s_b) + g'_b) \geq \log(s_b) + \delta \frac{1}{2}g'_b.$$

where the first inequality follows from (31) and the second inequality from (33). In (30),  $\psi A_{\tilde{\gamma}(\gamma)}^* = \sum_{b=1}^B |\gamma_b \setminus \tilde{\gamma}(\gamma)_b| \psi \nu \kappa_b + \sum_{b=1}^B |\tilde{\gamma}(\gamma)_b \setminus \gamma_b| \psi \left( \frac{1-\nu}{6} n \phi^{-1} \rho(\mathbf{X}) \min_{i \in S_b^L(\kappa)} \theta_i^{*2} - \nu \kappa_b \right)$ .

Then by (34) and (35), we get

$$(36) \quad E(\pi(\gamma \mid \mathbf{y}, \omega)) \leq \exp \left\{ - \sum_{b=1}^B |\gamma_b \setminus \tilde{\gamma}(\gamma)_b| (\log(p_b - s_b) + \delta \frac{f_b}{2}) - \sum_{b=1}^B |\tilde{\gamma}(\gamma)_b \setminus \gamma_b| (\log(s_b) + \delta \frac{g'_b}{2}) \right\}.$$

For the final step of the proof, denote  $\mathcal{S} = \sum_{\gamma \notin \mathcal{T}(\kappa)} E(\pi(\gamma \mid \mathbf{y}, \omega))$  for convenience. By (36) we have

$$\mathcal{S} \leq \sum_{\gamma \notin \mathcal{T}(\kappa)} e^{-\sum_{b=1}^B |\gamma_b \setminus \tilde{\gamma}(\gamma)_b| (\log(p_b - s_b) + \delta \frac{f_b}{2}) - \sum_{b=1}^B |\tilde{\gamma}(\gamma)_b \setminus \gamma_b| (\log(s_b) + \delta \frac{g'_b}{2})}.$$

We split the sum in the right-hand side above into sums over models  $\gamma$  such that  $\tilde{\gamma}(\gamma) = \tilde{\gamma}$  for some  $\tilde{\gamma} \in \mathcal{T}(\kappa)$ . Denote for any  $\tilde{\gamma} \in \mathcal{T}(\kappa)$ ,  $\mathbf{\Gamma}(\tilde{\gamma}) := \{\gamma \notin \mathcal{T}(\kappa) \mid \tilde{\gamma}(\gamma) = \tilde{\gamma}\}$ , then

$$(37) \quad \mathcal{S} \leq \sum_{\tilde{\gamma} \in \mathcal{T}(\kappa)} \sum_{\gamma \in \mathbf{\Gamma}(\tilde{\gamma})} e^{-\sum_{b=1}^B |\gamma_b \setminus T_b| (\log(p_b - s_b) + \delta \frac{f_b}{2}) - \sum_{b=1}^B |T_b \setminus \gamma_b| (\log(s_b) + \delta \frac{g'_b}{2})}.$$

The right hand-side of (37) is composed of a double sum over  $\tilde{\gamma} \in \mathcal{T}(\kappa)$  and over  $\gamma \in \mathbf{\Gamma}(\tilde{\gamma})$ . Consider the sum over  $\gamma \in \mathbf{\Gamma}(\tilde{\gamma})$ , add  $\tilde{\gamma}$  to it, and denote it

$$(38) \quad \mathcal{S}(\tilde{\gamma}) = \sum_{\gamma \in \mathbf{\Gamma}(\tilde{\gamma}) \cup \tilde{\gamma}} e^{-\sum_{b=1}^B |\gamma_b \setminus T_b| (\log(p_b - s_b) + \delta \frac{f_b}{2}) - \sum_{b=1}^B |T_b \setminus \gamma_b| (\log(s_b) + \delta \frac{g'_b}{2})}.$$

In the summand in the right-hand side of (38), the case  $\gamma = \tilde{\gamma}$  correspond to  $|\gamma_b \setminus \tilde{\gamma}(\gamma)_b| = |\tilde{\gamma}(\gamma)_b \setminus \gamma_b| = 0$  for all  $b$  and the summand is then 1. By (37), we then get that

$$(39) \quad \mathcal{S} \leq \sum_{\tilde{\gamma} \in \mathcal{T}(\kappa)} (\mathcal{S}(\tilde{\gamma}) - 1).$$

For each  $\tilde{\gamma} = \tilde{\gamma}(\gamma)$ , we further split  $\mathcal{S}(\tilde{\gamma})$  into sums over subsets of models  $\gamma$  that have  $u_b$  more parameters than  $\tilde{\gamma}(\gamma)$  in block  $b$ , and are missing  $w_b$  parameters from  $\tilde{\gamma}(\gamma)$  in block  $b$ . Specifically, consider models  $\gamma$  such that, for all  $b$ ,  $|\gamma_b \setminus \tilde{\gamma}(\gamma)_b| = u_b$  and  $|\tilde{\gamma}(\gamma)_b \setminus \gamma_b| = w_b$  with  $u_b \in \{0, \dots, p_b - s_b, \dots, p_b - s_b + |S_b^S(\kappa)|\}$  and  $w_b \in \{0, \dots, |S_b^L(\kappa)|\}$ . Denote by

$$S_{\mathbf{w}}^{\mathbf{u}}(\tilde{\gamma}) = \sum_{\gamma \in \Gamma(\tilde{\gamma}) \cup \tilde{\gamma}: \forall b, |\gamma_b \setminus \gamma_b^*| = u_b, |\gamma_b^* \setminus \gamma_b| = w_b} e^{-\sum_{b=1}^B u_b \left( \log(p_b - s_b) + \delta \frac{f_b}{2} \right) - \sum_{b=1}^B w_b \left( \log(s_b) + \delta \frac{g'_b}{2} \right)}.$$

We get

$$(40) \quad \mathcal{S}(\tilde{\gamma}) = \sum_{w_1=0}^{|S_1^L(\kappa)|} \cdots \sum_{w_b=0}^{|S_b^L(\kappa)|} \sum_{u_1=0}^{p_1 - s_1 + |S_1^S(\kappa)|} \cdots \sum_{u_b=0}^{p_b - s_b + |S_b^S(\kappa)|} S_{\mathbf{w}}^{\mathbf{u}}(\tilde{\gamma}).$$

The number of models missing, for all  $b$ ,  $w_b$  out of the  $|S_b^L(\kappa)|$  large active parameters and having  $u_b$  inactive or small active parameters from  $B_b$  is  $\prod_{b=1}^B \binom{p_b - s_b + |S_b^S(\kappa)|}{u_b} \binom{|S_b^L(\kappa)|}{w_b}$ . We thus have

$$\begin{aligned} S_{\mathbf{w}}^{\mathbf{u}}(\tilde{\gamma}) &= \left( \prod_{b=1}^B \binom{p_b - s_b + |S_b^S(\kappa)|}{u_b} \binom{|S_b^L(\kappa)|}{w_b} \right) e^{-\sum_{b=1}^B u_b \left( \log(p_b - s_b) + \delta \frac{f_b}{2} \right) - \sum_{b=1}^B w_b \left( \log(s_b) + \delta \frac{g'_b}{2} \right)} \\ &= \prod_{b=1}^B \binom{p_b - s_b + |S_b^S(\kappa)|}{u_b} e^{-u_b \left( \log(p_b - s_b) + \delta \frac{f_b}{2} \right)} \binom{|S_b^L(\kappa)|}{w_b} e^{-w_b \left( \log(s_b) + \delta \frac{g'_b}{2} \right)}. \end{aligned}$$

Inputting the expression above in (40) and factorizing over terms in  $u_b$  and  $w_b$  gives

$$\begin{aligned} \mathcal{S}(\tilde{\gamma}) &\leq \prod_{b=1}^B \left( \sum_{u_b=0}^{p_b - s_b + |S_b^S(\kappa)|} \binom{p_b - s_b + |S_b^S(\kappa)|}{u_b} e^{-u_b \left( \log(p_b - s_b) + \delta \frac{f_b}{2} \right)} \right) \\ &\quad \cdot \left( \sum_{w_b=0}^{|S_b^L(\kappa)|} \binom{|S_b^L(\kappa)|}{w_b} e^{-w_b \left( \log(s_b) + \delta \frac{g'_b}{2} \right)} \right). \end{aligned}$$

A standard bound on binomial coefficient for  $1 \leq k \leq n$  is

$$(41) \quad \binom{n}{k} \leq \left( \frac{n e}{k} \right)^k \leq (n e)^k = e^{k(\log(n)+1)}.$$

By the bound in (41) and taking the terms in  $u_b = 0$  and  $w_b = 0$  out of the sums above, we have

$$(42) \quad \mathcal{S}(\tilde{\gamma}) \leq \prod_{b=1}^B \left( 1 + \sum_{u_b=1}^{p_b-s_b+|S_b^S(\kappa)|} e^{-u_b \left( \delta \frac{f_b}{2} - \log \left( 1 + \frac{|S_b^S(\kappa)|}{p_b-s_b} \right) - 1 \right)} \right) \\ \cdot \left( 1 + \sum_{w_b=1}^{|S_b^L(\kappa)|} e^{-w_b \left( \delta \frac{g'_b}{2} + \log \left( \frac{s_b}{|S_b^L(\kappa)|} \right) - 1 \right)} \right).$$

Denote

$$d_b = e^{1 + \log \left( 1 + \frac{|S_b^S(\kappa)|}{p_b-s_b} \right) - \delta \frac{f_b}{2}}, \quad h_b = e^{1 - \log \left( \frac{s_b}{|S_b^L(\kappa)|} \right) - \delta \frac{g'_b}{2}}.$$

By assumption  $|S_b^S(\kappa)| = O(p_b - s_b)$ , and by definition of  $|S_b^L(\kappa)|$  we have  $s_b \geq |S_b^L(\kappa)|$ . By Assumption A2 and the definition of  $|S_b^L(\kappa)|$ , we also have  $f_b \rightarrow \infty$  and  $g'_b \rightarrow \infty$ , and then  $\lim_{n \rightarrow \infty} d_b = \lim_{n \rightarrow \infty} h_b = 0$ . Using the properties of geometric series, for every  $j$  we have

$$1 + \sum_{u_b=1}^{p_b-s_b+|S_b^S(\kappa)|} e^{-u_b \left( \delta \frac{f_b}{2} - \log \left( 1 + \frac{|S_b^S(\kappa)|}{p_b-s_b} \right) - 1 \right)} = \frac{1 - d_b^{p_b-s_b+|S_b^S(\kappa)|+1}}{1 - d_b} \\ 1 + \sum_{w_b=1}^{|S_b^L(\kappa)|} e^{-w_b \left( \delta \frac{g'_b}{2} + \log \left( \frac{s_b}{|S_b^L(\kappa)|} \right) - 1 \right)} = \frac{1 - h_b^{|S_b^L(\kappa)|+1}}{1 - h_b},$$

where both expressions converge to 1 as  $n$  grows. By (39) and (42):

$$\mathcal{S} \leq \sum_{\tilde{\gamma} \in \mathcal{T}(\kappa)} \left( \prod_{b=1}^B \left( \frac{1 - d_b^{p_b-s_b+|S_b^S(\kappa)|+1}}{1 - d_b} \right) \left( \frac{1 - h_b^{|S_b^L(\kappa)|+1}}{1 - h_b} \right) - 1 \right).$$

Each of the summand vanishes as  $n \rightarrow \infty$ . Moreover, by assumption  $|S^I(\kappa)| = O(1)$  and then  $|\mathcal{T}(\kappa)| = 2^{|S^I(\kappa)|} = O(1)$ . We thus have  $\lim_{n \rightarrow \infty} \mathcal{S} = \lim_{n \rightarrow \infty} \sum_{\gamma \notin \mathcal{T}(\kappa)} E(\pi(\gamma | \mathbf{y}, \boldsymbol{\omega})) = 0$ . □

#### 12.1.4. Convergence of the expected sum of posterior inclusion probabilities.

**Lemma 10.** Assume A1–A2 hold for  $\omega_1, \dots, \omega_B$ ,  $|S^I(\kappa)| = O(1)$  and  $|S_b^S(\kappa)| = O(p_b - s_b)$  for every  $j = 1, \dots, b$ . Then

$$\frac{|S_b^L(\kappa)|}{p_b} \leq \lim_{n \rightarrow \infty} E \left( \frac{1}{p_b} \sum_{z_j=b} \pi(\gamma_j | \mathbf{y}, \boldsymbol{\omega}) \right) \leq \frac{s_b - |S_b^S(\kappa)|}{p_b} \quad \text{for all } j = 1, \dots, b.$$

*Proof.* Denote

$$A_b := \frac{1}{p_b} \sum_{z_j=b} \sum_{\gamma \in \mathcal{T}(\kappa) | j \in \gamma} \pi(\gamma | \mathbf{y}, \boldsymbol{\omega}) \quad \text{and} \quad C_b := \frac{1}{p_b} \sum_{z_j=b} \sum_{\gamma \notin \mathcal{T}(\kappa) | j \in \gamma} \pi(\gamma | \mathbf{y}, \boldsymbol{\omega}).$$

For every  $j = 1, \dots, b$ , we have the decomposition

$$(43) \quad \frac{1}{p_b} \sum_{z_j=b} \pi(\gamma_j \mid \mathbf{y}, \omega) = \frac{\sum_{z_j=b} \sum_{\gamma \mid j \in \gamma} \pi(\gamma \mid \mathbf{y}, \omega)}{p_b} = A_b + C_b.$$

To show the lower bound, we decompose  $A_b$

$$\begin{aligned} A_b &= \sum_{\gamma \in \mathcal{T}(\kappa)} \pi(\gamma \mid \mathbf{y}, \omega) \sum_{z_j=b} \frac{I(j \in \gamma_b)}{p_b} \\ &= \sum_{\gamma \in \mathcal{T}(\kappa)} \pi(\gamma \mid \mathbf{y}, \omega) \sum_{j \mid z_j=b, j \in S_b^L(\kappa)} \frac{I(j \in \gamma_b)}{p_b} + \sum_{\gamma \in \mathcal{T}(\kappa)} \pi(\gamma \mid \mathbf{y}, \omega) \sum_{j \mid z_j=b, j \notin S_b^L(\kappa)} \frac{I(j \in \gamma_b)}{p_b} \\ (44) &= \frac{|S_b^L(\kappa)|}{p_b} \sum_{\gamma \in \mathcal{T}(\kappa)} \pi(\gamma \mid \mathbf{y}, \omega) + \sum_{\gamma \in \mathcal{T}(\kappa)} \pi(\gamma \mid \mathbf{y}, \omega) \sum_{j \mid z_j=b, j \notin S_b^L(\kappa)} \frac{I(j \in \gamma_b)}{p_b}. \end{aligned}$$

where the last equality follows from  $I(j \in \gamma_b) = 1$  for all  $j \in S^L(\kappa)$  when  $\gamma \in \mathcal{T}(\kappa)$ . The rightmost term above and  $C_b$  are nonnegative, then by the linearity of the expectation

$$E\left(\frac{1}{p_b} \sum_{z_j=b} \pi(\gamma_j \mid \mathbf{y}, \omega)\right) \geq \frac{|S_b^L(\kappa)|}{p_b} \sum_{\gamma \in \mathcal{T}(\kappa)} E(\pi(\gamma \mid \mathbf{y}, \omega)).$$

By Lemma 9,  $\lim_{n \rightarrow \infty} \sum_{\gamma \in \mathcal{T}(\kappa)} E(\pi(\gamma \mid \mathbf{y}, \omega)) = 1$ . It follows that

$$\lim_{n \rightarrow \infty} E\left(\frac{1}{p_b} \sum_{z_j=b} \pi(\gamma_j \mid \mathbf{y}, \omega)\right) \geq \frac{|S_b^L(\kappa)|}{p_b} \quad \text{for every } j = 1, \dots, b.$$

We now prove the upper bound. Recall that  $\mathcal{T}(\kappa)$  by definition includes models that have no small signals, i.e. all parameters are in  $S^L(\kappa) \cup S^I(\kappa)$ . That is, for all  $\gamma \in \mathcal{T}(\kappa)$ , we have that  $I(j \in \gamma_b) = 0$  for all  $j \in \{j \mid z_j = b, j \notin (S_b^L(\kappa) \cup S_b^I(\kappa))\}$ . Hence,  $A_b$  in (44) satisfies

$$\begin{aligned} A_b &= \frac{|S_b^L(\kappa)|}{p_b} \sum_{\gamma \in \mathcal{T}(\kappa)} \pi(\gamma \mid \mathbf{y}, \omega) + \sum_{\gamma \in \mathcal{T}(\kappa)} \pi(\gamma \mid \mathbf{y}, \omega) \sum_{j \in S_b^I(\kappa)} \frac{I(j \in \gamma_b)}{p_b} \\ &\leq \frac{|S_b^L(\kappa)|}{p_b} \sum_{\gamma \in \mathcal{T}(\kappa)} \pi(\gamma \mid \mathbf{y}, \omega) + \frac{|S_b^I(\kappa)|}{p_b} \sum_{\gamma \in \mathcal{T}(\kappa)} \pi(\gamma \mid \mathbf{y}, \omega) \end{aligned}$$

where the inequality follows from  $\sum_{j \in S_b^I(\kappa)} I(j \in \gamma_b) \leq |S_b^I(\kappa)|$  for all  $\gamma$ . By (43), we then have

$$(45) \quad \frac{1}{p_b} \sum_{z_j=b} \pi(\gamma_j \mid \mathbf{y}, \omega) \leq \frac{|S_b^L(\kappa)| + |S_b^I(\kappa)|}{p_b} \sum_{\gamma \in \mathcal{T}(\kappa)} \pi(\gamma \mid \mathbf{y}, \omega) + C_b.$$

Moreover, for every  $j = 1, \dots, b$ ,  $C_b$  satisfies

$$(46) \quad C_b = \sum_{\gamma \notin \mathcal{T}(\kappa)} \pi(\gamma \mid \mathbf{y}, \omega) \sum_{z_j=b} \frac{I(j \in \gamma_b)}{p_b} \leq \sum_{\gamma \notin \mathcal{T}(\kappa)} \pi(\gamma \mid \mathbf{y}, \omega)$$

where the inequality follows from  $\sum_{z_j=b} \frac{I(j \in \gamma_b)}{p_b} \leq 1$  for all  $\gamma$ . Taking expectations in (45) and (46) gives

$$E\left(\frac{1}{p_b} \sum_{z_j=b} \pi(\gamma_j | \mathbf{y}, \omega)\right) \leq \frac{|S_b^L(\kappa)| + |S^I(\kappa)_b|}{p_b} \sum_{\gamma \in \mathcal{T}(\kappa)} E(\pi(\gamma | \mathbf{y}, \omega)) + \sum_{\gamma \notin \mathcal{T}(\kappa)} E(\pi(\gamma | \mathbf{y}, \omega)).$$

By Lemma 9, we have on one hand  $\lim_{n \rightarrow \infty} \sum_{\gamma \in \mathcal{T}(\kappa)} E(\pi(\gamma | \mathbf{y}, \omega)) = 1$  and, on the other hand,  $\lim_{n \rightarrow \infty} \sum_{\gamma \notin \mathcal{T}(\kappa)} E(\pi(\gamma | \mathbf{y}, \omega)) = 0$ . It follows that

$$\lim_{n \rightarrow \infty} E\left(\frac{1}{p_b} \sum_{z_j=b} \pi(\gamma_j | \mathbf{y}, \omega)\right) \leq \frac{|S_b^L(\kappa)| + |S^I(\kappa)_b|}{p_b} = \frac{s_b - |S_b^S(\kappa)|}{p_b} \quad \text{for every } j = 1, \dots, b,$$

which proves the upper bound.  $\square$

**12.2. Proof of Theorem 1.** Theorem 1 is a particular case of Lemma 9. Observe that under assumption A3,  $S^L(\kappa) = \gamma^*$  and  $S^S(\kappa) = S^I(\kappa) = \emptyset$ . It follows that  $\mathcal{T}(\kappa) = \gamma^*$ . Assumptions A1 and A2 are also assumed to hold and, trivially,  $|S^I(\kappa)| = O(1)$  and  $|S_b^S(\kappa)| = O(p_b - s_b)$  for every  $b = 1, \dots, B$ , then by Lemma 9,  $\lim_{n \rightarrow \infty} \sum_{\gamma \neq \gamma^*} E(\pi(\gamma | \mathbf{y}, \omega)) = 0$ .

**12.3. Proof of Theorem 2.** The proof strategy is to show that Assumptions A1, A2 and A3 hold to apply Theorem 1. Recall that Theorem 2 makes Assumptions A1, A4, A5 and A6, hence it suffices to show that A2 and A3 hold. We first derive a convenient decomposition of the empirical Bayes penalties  $\kappa_b^{(1)}$ . The second step of the proof is to show that, with probability going to 1, these  $\kappa_b^{(1)}$  satisfy Assumption A2. The third step consists in showing that Assumption A5 implies Assumption A3 for  $\kappa_b^{(1)}$ . The convergence of  $E(\pi(\gamma^* | \mathbf{y}, \omega^{(1)}))$  then follows Theorem 1.

In Step 1, from the choice  $\omega^{(0)}$  and the ensuing penalty  $\kappa^{(0)}$ , we have

$$\begin{aligned} \frac{1}{p_b} \sum_{z_j=b} \pi(\gamma_j | \mathbf{y}, \omega^{(0)}) &= \frac{1}{p_b} \sum_{z_j=b} \sum_{\gamma} \pi(\gamma | \mathbf{y}, \omega^{(0)}) I(j \in \gamma) \\ &= \frac{1}{p_b} \sum_{\gamma} \pi(\gamma | \mathbf{y}, \omega^{(0)}) \sum_{z_j=b} I(j \in \gamma) \\ &= \frac{s_b}{p_b} \pi(\gamma^* | \mathbf{y}, \omega^{(0)}) + \sum_{\gamma | \gamma \neq \gamma^*} \frac{|\gamma_b|}{p_b} \pi(\gamma | \mathbf{y}, \omega^{(0)}). \end{aligned}$$

Using that  $\pi(\gamma^* | \mathbf{y}, \omega^{(0)}) = 1 - \sum_{\gamma | \gamma \neq \gamma^*} \pi(\gamma | \mathbf{y}, \omega^{(0)})$ , we get

$$\frac{1}{p_b} \sum_{z_j=b} \pi(\gamma_j | \mathbf{y}, \omega^{(0)}) = \frac{s_b}{p_b} + \sum_{\gamma | \gamma \neq \gamma^*} \frac{|\gamma_b| - s_b}{p_b} \pi(\gamma | \mathbf{y}, \omega^{(0)}).$$

Consider the decomposition of the sum in the right-hand side above between the sum over models  $\gamma$  that contain more parameters than  $\gamma^*$  in block  $b$  and the sum over those

that contain less parameters than  $\gamma^*$  in block  $b$ . Denote

$$O_b^{(0)} := \sum_{\gamma ||\gamma_b| > s_b} \frac{|\gamma_b| - s_b}{p_b} \pi(\gamma | \mathbf{y}, \boldsymbol{\omega}^{(0)}) \quad \text{and} \quad U_b^{(0)} := \sum_{\gamma ||\gamma_b| < s_b} \frac{s_b - |\gamma_b|}{p_b} \pi(\gamma | \mathbf{y}, \boldsymbol{\omega}^{(0)}).$$

We have

$$(47) \quad \frac{1}{p_b} \sum_{z_j=b} \pi(\gamma_j | \mathbf{y}, \boldsymbol{\omega}^{(0)}) = \frac{s_b}{p_b} + O_b^{(0)} - U_b^{(0)}.$$

Observe that we have the following decomposition of Step 2 penalties

$$\kappa_b^{(1)} = \log(p_b - s_b) + \log\left(\frac{\sqrt{1 + gn}}{s_b}\right) + \log\left(\frac{p_b - \sum_{z_j=b} \pi(\gamma_j | \mathbf{y}, \boldsymbol{\omega}^{(0)})}{p_b - s_b}\right) + \log\left(\frac{s_b}{\sum_{z_j=b} \pi(\gamma_j | \mathbf{y}, \boldsymbol{\omega}^{(0)})}\right).$$

By (47), it follows that

$$(48) \quad \kappa_b^{(1)} = \log(p_b - s_b) + \log\left(\frac{\sqrt{1 + gn}}{s_b}\right) + \log\left(1 - \frac{p_b(O_b^{(0)} - U_b^{(0)})}{p_b - s_b}\right) + \log\left(\frac{s_b}{\sum_{z_j=b} \pi(\gamma_j | \mathbf{y}, \boldsymbol{\omega}^{(0)})}\right),$$

completing the first step of the proof.

We continue with the second step of the proof: showing that the  $\kappa_b^{(1)}$ 's satisfy Assumption A2 with probability going to 1. Recall that Assumption A2 states that there exists  $f_b \rightarrow \infty$  (as  $n \rightarrow \infty$ ) such that for every sufficiently large  $n$ ,

$$\kappa_b = \log(p_b - s_b) + f_b.$$

Since  $U_b^{(0)}$  is nonnegative, a lower bound on  $\kappa_b^{(1)}$  is

$$(49) \quad \kappa_b^{(1)} \geq \log(p_b - s_b) + \log\left(\frac{\sqrt{1 + gn}}{s_b}\right) + \log\left(1 - \frac{p_b O_b^{(0)}}{p_b - s_b}\right) + \log\left(\frac{s_b}{\sum_{z_j=b} \pi(\gamma_j | \mathbf{y}, \boldsymbol{\omega}^{(0)})}\right).$$

Plugging in the definition of  $O_b^{(0)}$ , we have that

$$\frac{p_b O_b^{(0)}}{p_b - s_b} = \sum_{\gamma ||\gamma_b| > s_b} \frac{|\gamma_b| - s_b}{p_b - s_b} \pi(\gamma | \mathbf{y}, \boldsymbol{\omega}^{(0)}) \leq \sum_{\gamma ||\gamma_b| > s_b} \pi(\gamma | \mathbf{y}, \boldsymbol{\omega}^{(0)})$$

where the inequality follows from  $(|\gamma_b| - s_b)/(p_b - s_b) \leq 1$  for all  $\gamma$ . Note that if  $\gamma$  is such that  $|\gamma_b| > s_b$ , then  $\gamma \notin \mathcal{T}(\kappa^{(0)})$  (this follows immediately from the definition of  $\mathcal{T}(\kappa)$  in (9)) and therefore  $\sum_{\gamma ||\gamma_b| > s_b} \pi(\gamma | \mathbf{y}, \boldsymbol{\omega}^{(0)}) \leq \sum_{\gamma \notin \mathcal{T}(\kappa^{(0)})} \pi(\gamma | \mathbf{y}, \boldsymbol{\omega}^{(0)})$ . Moreover,  $\kappa^{(0)}$  satisfies Assumption A2 and the assumptions of Lemma 9 are met for  $\kappa^{(0)}$ . Then, by Lemma 9,  $\lim_{n \rightarrow \infty} \sum_{\gamma \notin \mathcal{T}(\kappa^{(0)})} E(\pi(\gamma | \mathbf{y}, \boldsymbol{\omega}^{(0)})) = \lim_{n \rightarrow \infty} \sum_{\gamma ||\gamma_b| > s_b} E(\pi(\gamma | \mathbf{y}, \boldsymbol{\omega}^{(0)})) = 0$ .

It follows that  $\frac{p_b O_b^{(0)}}{p_b - s_b}$  vanishes in probability and so does  $\log\left(1 - \frac{p_b O_b^{(0)}}{p_b - s_b}\right)$ . By Assumption A4, we also have that  $\log(\sqrt{1 + gn} s_b^{-1}) \rightarrow \infty$ . Then, to show that Assumption A2 holds with probability going to 1, it is enough to show that with probability going to 1,



$\log(s_b / \sum_{z_j=b} \pi(\gamma_j | \mathbf{y}, \boldsymbol{\omega}^{(0)}))$  is nonnegative. Observe that all assumptions in Lemma 10 are also met for  $\kappa^{(0)}$ . By (45) and (46) in the proof of Lemma 10, we have

$$\begin{aligned} \frac{\sum_{z_j=b} \pi(\gamma_j | \mathbf{y}, \boldsymbol{\omega}^{(0)})}{p_b} &\leq \frac{|S_b^L(\kappa^{(0)})| + |S^I(\kappa^{(0)})_b|}{p_b} \sum_{\gamma \in \mathcal{T}(\kappa^{(0)})} \pi(\gamma | \mathbf{y}, \boldsymbol{\omega}^{(0)}) \\ &\quad + \frac{1}{p_b} \sum_{\gamma \notin \mathcal{T}(\kappa^{(0)})} \pi(\gamma | \mathbf{y}, \boldsymbol{\omega}^{(0)}). \end{aligned}$$

By Lemma 9,  $\sum_{\gamma \in \mathcal{T}(\kappa^{(0)})} \pi(\gamma | \mathbf{y}, \boldsymbol{\omega}^{(0)})$  and  $\sum_{\gamma \notin \mathcal{T}(\kappa^{(0)})} \pi(\gamma | \mathbf{y}, \boldsymbol{\omega}^{(0)})$  converge in probability to 1 and 0 respectively. We then have that, with probability going to 1,

$$\frac{\sum_{z_j=b} \pi(\gamma_j | \mathbf{y}, \boldsymbol{\omega}^{(0)})}{p_b} \leq \frac{|S_b^L(\kappa^{(0)})| + |S^I(\kappa^{(0)})_b|}{p_b},$$

which implies, with probability going to 1,

$$\log \left( \frac{s_b}{\sum_{z_j=b} \pi(\gamma_j | \mathbf{y}, \boldsymbol{\omega}^{(0)})} \right) \geq \log \left( \frac{s_b}{|S_b^L(\kappa^{(0)})| + |S^I(\kappa^{(0)})_b|} \right) \geq 0.$$

We then obtain that, with probability going to 1,

$$(50) \quad \kappa_b^{(1)} \geq \log(p_b - s_b) + \log \left( \frac{\sqrt{1 + gn}}{s_b} \right)$$

and that the  $\kappa_b^{(1)}$  satisfy Assumption A2, completing the second part of the proof.

For the third and final part of the proof, we now show that Assumption A5 implies Assumption A3 for the  $\kappa_b^{EB}$  with probability going to 1. Recall that Assumption A3 for the  $\kappa_b^{EB}$  states that for each block  $b$  there exists  $g_b \rightarrow \infty$  such that for large enough  $n$ ,

$$\sqrt{\frac{(1 - \nu)n\phi^{-1}\rho(\mathbf{X})}{6}} \theta_{\min,b}^* - \sqrt{\kappa_b^{(1)}} = \sqrt{\log(s_b)} + g_b.$$

where  $\nu$  takes value

$$(51) \quad \nu = \frac{1}{2} \left( 1 + \max_b \frac{\log(p_b - s_b)}{\kappa_b^{(1)}} \right).$$

Observe that Assumption A5 and Assumption A3 take the same form. To show that Assumption A5 implies Assumption A3 for the  $\kappa_b^{EB}$  with probability going to 1, it suffices to show that the following two inequalities

$$(52) \quad \sqrt{\frac{(1 - \nu)n\phi^{-1}\rho(\mathbf{X})}{6}} \theta_{\min,b}^* \geq \sqrt{\frac{(1 - \psi)n\phi^{-1}\rho(\mathbf{X})}{6}} \theta_{\min,b}^*,$$

$$(53) \quad -\sqrt{\kappa_b^{(1)}} \geq -\sqrt{\log \left( \frac{p}{|S^L(\kappa^{(0)})|} - 1 \right) + \frac{1}{2} \log(1 + gn)}$$

hold with probability going to 1 for  $\nu$  as in (51) and  $\psi = \frac{1}{2} \left( 1 + \max_b \frac{\log(p_b - s_b)}{\log(p_b/s_b - 1) + 0.5 \log(1 + gn)} \right)$  (defined in Assumption A5). We first show (52) holds with probability going to 1 and then that (53) does too.

By (50), with probability going to 1,

$$\frac{\log(p_b - s_b)}{\kappa_b^{(1)}} \leq \frac{\log(p_b - s_b)}{\log(p_b - s_b) + \log\left(\frac{\sqrt{1+gn}}{s_b}\right)} = \frac{\log(p_b - s_b)}{\log(p_b/s_b - 1) + 0.5 \log(1 + gn)}.$$

It follows that:

$$\nu = \frac{1}{2} \left( 1 + \max_{b=1, \dots, b} \frac{\log(p_b - s_b)}{\kappa_b^{(1)}} \right) \leq \frac{1}{2} \left( 1 + \max_b \frac{\log(p_b - s_b)}{\log(p_b/s_b - 1) + 0.5 \log(1 + gn)} \right) = \psi$$

and (52) holds with probability going to 1.

We now upper bound  $\kappa_b^{(1)}$  to show (53) holds with probability going to 1. Observe that

$$\log\left(\frac{\sum_{z_j=b} \pi(\gamma_j | \mathbf{y}, \boldsymbol{\omega}^{(0)})}{s_b}\right) = \log\left(1 + \frac{\sum_{z_j=b} \pi(\gamma_j | \mathbf{y}, \boldsymbol{\omega}^{(0)}) - s_b}{s_b}\right) = \log\left(1 + \frac{p_b(O_b^{(0)} - U_b^{(0)})}{s_b}\right).$$

where the second equality follows from (47). Plugging this expression into (48), and using that  $O_b^{(0)} \geq 0$ , we have that

$$(54) \quad \kappa_b^{(1)} \leq \log(p_b - s_b) + \log\left(\frac{\sqrt{1+gn}}{s_b}\right) + \log\left(\frac{1 + \frac{p_b}{p_b - s_b} U_b^{(0)}}{1 - \frac{p_b}{s_b} U_b^{(0)}}\right).$$

We split the sum in  $U_b^{(0)}$  between models in  $\mathcal{T}(\kappa^{(0)})$  and those not in  $\mathcal{T}(\kappa^{(0)})$ .

$$U_b^{(0)} = \sum_{\gamma \in \mathcal{T}(\kappa^{(0)}) || \gamma_b| < s_b} \frac{s_b - |\gamma_b|}{p_b} \pi(\gamma | \mathbf{y}, \boldsymbol{\omega}^{(0)}) + \sum_{\gamma \notin \mathcal{T}(\kappa^{(0)}) || \gamma_b| < s_b} \frac{s_b - |\gamma_b|}{p_b} \pi(\gamma | \mathbf{y}, \boldsymbol{\omega}^{(0)}).$$

If  $\gamma \in \mathcal{T}(\kappa^{(0)})$ , then by definition  $|\gamma_b| \geq |S_b^L(\kappa^{(0)})|$  and thus  $s_b - |\gamma_b| \leq s_b - |S_b^L(\kappa^{(0)})|$ . A bound on  $s_b - |\gamma_b|$  for  $\gamma \notin \mathcal{T}(\kappa^{(0)})$  is simply  $s_b - |\gamma_b| \leq s_b$ . It follows that

$$U_b^{(0)} \leq \frac{s_b - |S_b^L(\kappa^{(0)})|}{p_b} \sum_{\gamma \in \mathcal{T}(\kappa^{(0)}) || \gamma_b| < s_b} \pi(\gamma | \mathbf{y}, \boldsymbol{\omega}^{(0)}) + \frac{s_b}{p_b} \sum_{\gamma \notin \mathcal{T}(\kappa^{(0)}) || \gamma_b| < s_b} \pi(\gamma | \mathbf{y}, \boldsymbol{\omega}^{(0)})$$

By Lemma 9,  $\sum_{\gamma \in \mathcal{T}(\kappa^{(0)}) || \gamma_b| < s_b} \pi(\gamma | \mathbf{y}, \boldsymbol{\omega}^{(0)})$  and  $\sum_{\gamma \notin \mathcal{T}(\kappa^{(0)}) || \gamma_b| < s_b} \pi(\gamma | \mathbf{y}, \boldsymbol{\omega}^{(0)})$  converge in probability to 1 and 0 respectively. We then get that, with probability going to 1,

$$(55) \quad \begin{aligned} \frac{p_b}{p_b - s_b} U_b^{(0)} &\leq \frac{s_b - |S_b^L(\kappa^{(0)})|}{p_b - s_b} \\ \frac{p_b}{s_b} U_b^{(0)} &\leq \frac{s_b - |S_b^L(\kappa^{(0)})|}{s_b}. \end{aligned}$$

By the bounds above and (54), we have that with probability going to 1,

$$\begin{aligned}
\kappa_b^{(1)} &\leq \log(p_b - s_b) + \log\left(\frac{\sqrt{1+gn}}{s_b}\right) + \log\left(\frac{1 + \frac{s_b - |S_b^L(\kappa^{(0)})|}{p_b - s_b}}{1 - \frac{s_b - |S_b^L(\kappa^{(0)})|}{s_b}}\right) \\
(56) \quad &= \log(p_b - s_b) + \log\left(\frac{\sqrt{1+gn}}{s_b}\right) + \log\left(\frac{\frac{p_b - |S_b^L(\kappa^{(0)})|}{p_b - s_b}}{\frac{|S_b^L(\kappa^{(0)})|}{s_b}}\right)
\end{aligned}$$

$$(57) \quad = \log(p_b / |S_b^L(\kappa^{(0)})| - 1) + \frac{1}{2} \log(1 + gn)$$

which shows (53) holds with probability going to 1 and that Assumption A5 implies Assumption A3 holds for the  $\kappa_b^{(1)}$  with probability going to 1.

Since Assumptions A2 and A3 hold with probability going to 1, by Theorem 1,  $\lim_{n \rightarrow \infty} E[\pi(\gamma^* | \mathbf{y}, \hat{\omega}^{(1)})] = 1$ , as we wished to prove.

### 13. SIMULATION STUDY

We report numerical results complementing and extending the figures shown in the main text, for the simulation scenarios listed next. The scenarios differ in how informative is the external data  $\mathbf{Z}$ . Specifically, additionally to the intercept  $\mathbf{Z}$  contains a first meta-covariate that ranges from strongly informative to non-informative, as measured by the size of the hyper-parameter  $\omega_1$ . The second covariate is always non-informative ( $\omega_2 = 0$ ).

- Table 2 shows results for Scenario 1, where  $\omega_1 = 2$ ,  $\omega_2 = 0$ .
- Table 3 shows results for Scenario 2, where  $\omega_1 = 1$ ,  $\omega_2 = 0$ .
- Table 4 shows results for Scenario 3, where  $\omega_1 = 0$ ,  $\omega_2 = 0$ .
- Table 5 shows results for Scenario 4, where  $\omega_1 = 1.5$ ,  $\omega_2 = 0$ .
- Table 6 shows results for Scenario 5, where  $\omega_1 = 0.75$ ,  $\omega_2 = 0$ .

The results from Scenarios 1-3 are discussed in the main paper.

The results from Scenario 4 (Table 5) are qualitatively similar to those from Scenarios 1 and 2. When using a pMOM prior on the parameters, the empirical Bayes model prior significantly improves MSE and power over the Beta-Binomial prior. For Zellner's prior, a similar pattern is observed. A exception is the more challenging case where  $n = 100$  and  $p = 200$ : the Beta-Binomial prior shows a much smaller FDR, at the cost of a much smaller power and higher mean squared estimation error (MSE).

The results from Scenario 5 (Table 6) are similar to those from Scenario 2. The main difference is that the improvement in MSE and power of the empirical Bayes model prior over the Beta-Binomial are smaller in Scenario 5, as expected given that the external information is less informative ( $\omega_1 = 0.75$ ).

### 14. COLON CANCER

Here we report results for the colon cancer dataset when setting Zellner's unit information prior on the regression parameters. The results remained very similar. Table 7 summarizes the results for genes that had a posterior inclusion probability either under

Method	n	p	MSE	Power	FDR
Empirical Bayes (pMOM)	100	200	4.87	0.45	0.11
Empirical Bayes (pMOM, Intercept)	100	200	6.38	0.25	0.12
Beta-Binomial (pMOM)	100	200	6.57	0.24	0.11
Empirical Bayes (Zellner)	100	200	4.89	0.44	0.12
Empirical Bayes (Zellner, Intercept)	100	200	6.43	0.24	0.11
Beta-Binomial (Zellner)	100	200	11.00	0.03	0.00
LASSO	100	200	2.99	0.90	0.60
ALASSO	100	200	5.62	0.64	0.27
SCAD	100	200	7.39	0.63	0.59
Empirical Bayes (pMOM)	200	200	0.73	0.82	0.01
Empirical Bayes (pMOM, Intercept)	200	200	1.06	0.76	0.02
Beta-Binomial (pMOM)	200	200	1.06	0.76	0.02
Empirical Bayes (Zellner)	200	200	0.72	0.83	0.01
Empirical Bayes (Zellner, Intercept)	200	200	1.06	0.76	0.02
Beta-Binomial (Zellner)	200	200	1.75	0.49	0.00
LASSO	200	200	0.95	1.00	0.58
ALASSO	200	200	0.80	0.98	0.28
SCAD	200	200	2.50	0.93	0.48
Empirical Bayes (pMOM)	200	100	0.26	0.82	0.00
Empirical Bayes (pMOM, Intercept)	200	100	0.32	0.77	0.00
Beta-Binomial (pMOM)	200	100	0.32	0.77	0.00
Empirical Bayes (Zellner)	200	100	0.26	0.83	0.00
Empirical Bayes (Zellner, Intercept)	200	100	0.32	0.77	0.00
Beta-Binomial (Zellner)	200	100	0.34	0.72	0.00
LASSO	200	100	0.39	1.00	0.60
ALASSO	200	100	0.31	0.98	0.24
SCAD	200	100	0.37	0.98	0.33

TABLE 2. Simulation study. Scenario 1 ( $\omega_1 = 2, \omega_2 = 0$ ). Mean squared estimation error (MSE), power and false discovery rate (FDR). Priors on parameters are product MOM (pMOM) and Zellner, both with default unit prior precision. Priors on model are that given by our empirical Bayes framework, and by a default Beta-Binomial(1,1)

the empirical Bayes or the Beta-Binomial model priors. These genes are the same as those reported in the main paper, and their estimated coefficients, 95% posterior intervals and posterior inclusion probabilities are all very similar. The leave-one-out cross-validated  $R^2$  was slightly higher for Zellner’s prior than for the pMOM:  $R^2 = 0.533$  for empirical Bayes and 0.513 for the Beta-Binomial (relative to 0.527 and 0.488 for the pMOM, respectively).

Method	n	p	MSE	Power	FDR
Empirical Bayes (pMOM)	100	200	3.53	0.40	0.19
Empirical Bayes (pMOM, Intercept)	100	200	3.65	0.33	0.18
Beta-Binomial (pMOM)	100	200	3.45	0.31	0.13
Empirical Bayes (Zellner)	100	200	3.47	0.40	0.17
Empirical Bayes (Zellner, Intercept)	100	200	3.92	0.33	0.19
Beta-Binomial (Zellner)	100	200	3.48	0.15	0.01
LASSO	100	200	1.58	0.92	0.69
ALASSO	100	200	2.10	0.74	0.33
SCAD	100	200	3.24	0.72	0.58
Empirical Bayes (pMOM)	200	200	0.44	0.77	0.01
Empirical Bayes (pMOM, Intercept)	200	200	0.49	0.73	0.01
Beta-Binomial (pMOM)	200	200	0.49	0.73	0.01
Empirical Bayes (Zellner)	200	200	0.44	0.77	0.01
Empirical Bayes (Zellner, Intercept)	200	200	0.49	0.73	0.01
Beta-Binomial (Zellner)	200	200	0.54	0.65	0.00
LASSO	200	200	0.58	1.00	0.67
ALASSO	200	200	0.45	0.97	0.29
SCAD	200	200	1.37	0.93	0.33
Empirical Bayes (pMOM)	200	100	0.16	0.77	0.00
Empirical Bayes (pMOM, Intercept)	200	100	0.18	0.73	0.00
Beta-Binomial (pMOM)	200	100	0.18	0.73	0.00
Empirical Bayes (Zellner)	200	100	0.16	0.77	0.00
Empirical Bayes (Zellner, Intercept)	200	100	0.18	0.73	0.00
Beta-Binomial (Zellner)	200	100	0.17	0.72	0.00
LASSO	200	100	0.26	0.99	0.69
ALASSO	200	100	0.19	0.96	0.26
SCAD	200	100	0.21	0.97	0.43

TABLE 3. Simulation study. Scenario 2 ( $\omega_1 = 1, \omega_2 = 0$ ). Mean squared estimation error (MSE), power and false discovery rate (FDR). Priors on parameters are product MOM (pMOM) and Zellner, both with default unit prior precision. Priors on model are that given by our empirical Bayes framework, and by a default Beta-Binomial(1,1)

## REFERENCES

- Antonelli, J. and F. Dominici (2021). Bayesian model averaging in causal inference. In *Handbook of Bayesian Variable Selection*, pp. 201–226. Chapman and Hall/CRC.
- Avalos-Pacheco, A., D. Rossell, and R. Savage (2022). Heterogeneous large datasets integration using Bayesian factor regression. *Bayesian Analysis* 17(1), 33–66.
- Belloni, A., D. Chen, V. Chernozhukov, and C. Hansen (2012). Sparse models and methods for optimal instruments with an application to eminent domain. *Econometrica* 80(6), 2369–2429.

Method	n	p	MSE	Power	FDR
Empirical Bayes (pMOM)	100	200	2.28	0.38	0.14
Empirical Bayes (pMOM, Intercept)	100	200	2.43	0.36	0.16
Beta-Binomial (pMOM)	100	200	2.04	0.35	0.09
Empirical Bayes (Zellner)	100	200	2.25	0.37	0.14
Empirical Bayes (Zellner, Intercept)	100	200	2.39	0.35	0.15
Beta-Binomial (Zellner)	100	200	1.77	0.20	0.01
LASSO	100	200	1.11	0.93	0.72
ALASSO	100	200	1.22	0.77	0.38
SCAD	100	200	1.99	0.77	0.55
Empirical Bayes (pMOM)	200	200	0.32	0.74	0.00
Empirical Bayes (pMOM, Intercept)	200	200	0.32	0.72	0.00
Beta-Binomial (pMOM)	200	200	0.32	0.72	0.00
Empirical Bayes (Zellner)	200	200	0.32	0.73	0.00
Empirical Bayes (Zellner, Intercept)	200	200	0.33	0.72	0.00
Beta-Binomial (Zellner)	200	200	0.33	0.69	0.00
LASSO	200	200	0.42	1.00	0.71
ALASSO	200	200	0.31	0.97	0.28
SCAD	200	200	0.73	0.95	0.26
Empirical Bayes (pMOM)	200	100	0.12	0.72	0.01
Empirical Bayes (pMOM, Intercept)	200	100	0.13	0.71	0.00
Beta-Binomial (pMOM)	200	100	0.13	0.70	0.00
Empirical Bayes (Zellner)	200	100	0.12	0.72	0.01
Empirical Bayes (Zellner, Intercept)	200	100	0.13	0.70	0.00
Beta-Binomial (Zellner)	200	100	0.12	0.70	0.00
LASSO	200	100	0.19	0.99	0.71
ALASSO	200	100	0.13	0.94	0.26
SCAD	200	100	0.14	0.96	0.45

TABLE 4. Simulation study. Scenario 3 ( $\omega_1 = 0, \omega_2 = 0$ ). Mean squared estimation error (MSE), power and false discovery rate (FDR). Priors on parameters are product MOM (pMOM) and Zellner, both with default unit prior precision. Priors on model are that given by our empirical Bayes framework, and by a default Beta-Binomial(1,1)

- Bierkens, J., S. Grazi, F. v. d. Meulen, and M. Schauer (2023). Sticky PDMP samplers for sparse and local inference problems. *Statistics and Computing* 33(1), 8.
- Butucea, C. and F. Comte (2009). Adaptive estimation of linear functionals in the convolution model and applications. *Bernoulli* 15, 69–98.
- Calon, A., E. Espinet, S. Palomo-Ponce, D. Tauriello, M. Iglesias, M. Céspedes, M. Sevil-lano, C. Nadal, P. Jung, X.-F. Zhang, D. Byrom, A. Riera, D. Rossell, R. Mangués, J. Massague, E. Sancho, and E. Batlle (2012). Dependency of colorectal cancer on a tgf-beta-driven programme in stromal cells for metastasis initiation. *Cancer Cell* 22(5),

Method	n	p	MSE	Power	FDR
Empirical Bayes (pMOM)	100	200	4.35	0.41	0.15
Empirical Bayes (pMOM, Intercept)	100	200	4.85	0.31	0.15
Beta-Binomial (pMOM)	100	200	4.70	0.29	0.12
Empirical Bayes (Zellner)	100	200	4.07	0.42	0.13
Empirical Bayes (Zellner, Intercept)	100	200	4.91	0.32	0.16
Beta-Binomial (Zellner)	100	200	5.54	0.08	0.01
LASSO	100	200	2.12	0.90	0.65
ALASSO	100	200	3.33	0.69	0.28
SCAD	100	200	5.10	0.68	0.58
Empirical Bayes (pMOM)	200	200	0.55	0.80	0.01
Empirical Bayes (pMOM, Intercept)	200	200	0.69	0.75	0.01
Beta-Binomial (pMOM)	200	200	0.69	0.75	0.01
Empirical Bayes (Zellner)	200	200	0.55	0.80	0.01
Empirical Bayes (Zellner, Intercept)	200	200	0.69	0.75	0.01
Beta-Binomial (Zellner)	200	200	0.87	0.60	0.00
LASSO	200	200	0.73	1.00	0.63
ALASSO	200	200	0.58	0.98	0.28
SCAD	200	200	1.81	0.94	0.43
Empirical Bayes (pMOM)	200	100	0.21	0.81	0.00
Empirical Bayes (pMOM, Intercept)	200	100	0.24	0.76	0.00
Beta-Binomial (pMOM)	200	100	0.24	0.75	0.00
Empirical Bayes (Zellner)	200	100	0.21	0.81	0.00
Empirical Bayes (Zellner, Intercept)	200	100	0.24	0.76	0.00
Beta-Binomial (Zellner)	200	100	0.24	0.74	0.00
LASSO	200	100	0.32	1.00	0.64
ALASSO	200	100	0.24	0.98	0.23
SCAD	200	100	0.27	0.98	0.37

TABLE 5. Simulation study. Scenario 4 ( $\omega_1 = 1.5, \omega_2 = 0$ ). Mean squared estimation error (MSE), power and false discovery rate (FDR). Priors on parameters are product MOM (pMOM) and Zellner, both with default unit prior precision. Priors on model are that given by our empirical Bayes framework, and by a default Beta-Binomial(1,1)

571–584.

- Carlin, B. P. and T. A. Louis (2000). *Bayes and empirical Bayes methods for data analysis* (2 ed.). Springer.
- Cassese, A., M. Guindani, and M. Vannucci (2014). A Bayesian integrative model for genetical genomics with spatially informed variable selection. *Cancer informatics* 13, S13784.
- Chandra, N. K., D. B. Dunson, and J. Xu (2024). Inferring covariance structure from multiple data sources via subspace factor analysis. *Journal of the American Statistical*

Method	n	p	MSE	Power	FDR
Empirical Bayes (pMOM)	100	200	2.87	0.41	0.17
Empirical Bayes (pMOM, Intercept)	100	200	3.05	0.35	0.18
Beta-Binomial (pMOM)	100	200	2.48	0.33	0.10
Empirical Bayes (Zellner)	100	200	2.82	0.39	0.16
Empirical Bayes (Zellner, Intercept)	100	200	3.13	0.35	0.17
Beta-Binomial (Zellner)	100	200	2.38	0.17	0.02
LASSO	100	200	1.31	0.92	0.71
ALASSO	100	200	1.59	0.75	0.35
SCAD	100	200	2.47	0.75	0.53
Empirical Bayes (pMOM)	200	200	0.37	0.74	0.01
Empirical Bayes (pMOM, Intercept)	200	200	0.39	0.72	0.01
Beta-Binomial (pMOM)	200	200	0.39	0.72	0.01
Empirical Bayes (Zellner)	200	200	0.37	0.74	0.01
Empirical Bayes (Zellner, Intercept)	200	200	0.39	0.72	0.01
Beta-Binomial (Zellner)	200	200	0.42	0.68	0.00
LASSO	200	200	0.49	0.99	0.69
ALASSO	200	200	0.37	0.97	0.27
SCAD	200	200	1.18	0.93	0.28
Empirical Bayes (pMOM)	200	100	0.15	0.73	0.00
Empirical Bayes (pMOM, Intercept)	200	100	0.16	0.72	0.00
Beta-Binomial (pMOM)	200	100	0.16	0.72	0.00
Empirical Bayes (Zellner)	200	100	0.15	0.73	0.00
Empirical Bayes (Zellner, Intercept)	200	100	0.16	0.72	0.00
Beta-Binomial (Zellner)	200	100	0.16	0.71	0.00
LASSO	200	100	0.24	0.99	0.70
ALASSO	200	100	0.17	0.95	0.27
SCAD	200	100	0.19	0.97	0.46

TABLE 6. Simulation study. Scenario 5 ( $\omega_1 = 0.75, \omega_2 = 0$ ). Mean squared estimation error (MSE), power and false discovery rate (FDR). Priors on parameters are product MOM (pMOM) and Zellner, both with default unit prior precision. Priors on model are that given by our empirical Bayes framework, and by a default Beta-Binomial(1,1)

*Association* 120(550), 1239–1253.

- Chen, T.-H., N. Chatterjee, M. T. Landi, and J. Shi (2021). A penalized regression framework for building polygenic risk models based on summary statistics from genome-wide association studies and incorporating external information. *Journal of the American Statistical Association* 116(533), 133–143.
- Dempster, A., N. Laird, and D. Rubin (1977). Maximum likelihood from incomplete data via the EM algorithm. *Journal of the Royal Statistical Society, B* 39, 1–38.
- Efron, B. (2016). Empirical Bayes deconvolution estimates. *Biometrika* 103(1), 1–20.



Gene	EBayes ( $R^2 = 0.533$ )			Beta-Binomial ( $R^2 = 0.513$ )		
	$E(\beta_j   \mathbf{y})$	95% interval	PIP	$E(\beta_j   \mathbf{y})$	95% interval	PIP
CILP	0.22	(0.17 , 0.28)	0.97	0.22	( 0.15 , 0.29)	0.92
GAS1	0.33	(0.23 , 0.43)	0.96	0.3	( 0 , 0.44)	0.79
HIC1	0.25	(0 , 0.35)	0.85	0.25	( 0 , 0.35)	0.76
ESM1	0.16	(0 , 0.22)	0.73	0.11	( 0 , 0.23)	0.52
KCNJ5-AS1	0.16	(0 , 0.22)	0.70	0.15	( 0 , 0.23)	0.69

TABLE 7. TGFB data with Zellner’s prior on coefficients. BMA estimates and 95% intervals for genes with  $\pi(\gamma_j = 1 | \mathbf{y}) > 0.5$  (PIP) in either the empirical Bayes or Beta-Binomial based analysis.  $R^2$  is the squared correlation between the outcome and its leave-one-out prediction

- Efron, B. (2024). Empirical Bayes: Concepts and methods. In *Handbook of Bayesian, Fiducial, and Frequentist Inference*, pp. 8–34. Chapman and Hall/CRC.
- Fan, J. and R. Li (2001). Variable selection via nonconcave penalized likelihood and its oracle properties. *Journal of the American Statistical Association* 96, 1348–1360.
- Gelman, A. and J. Hill (2007). *Data analysis using regression and multilevel/hierarchical models*. Cambridge university press.
- George, E. and R. McCulloch (1993). Variable selection via Gibbs sampling. *Journal of the American Statistical Association* 88(423), 881–889.
- Jacob, P. E., L. M. Murray, C. C. Holmes, and C. P. Robert (2017). Better together? statistical learning in models made of modules. *arXiv 1708.08719*, 1–31.
- Jewson, J., L. Li, L. Battaglia, S. Hansen, D. Rossell, and P. Zwiernik (2023). Graphical model inference with external network data. *Biometrics* 80(4), ujae151.
- Johnson, V. and D. Rossell (2012). Bayesian model selection in high-dimensional settings. *Journal of the American Statistical Association* 24(498), 649–660.
- Kass, R., L. Tierney, and J. Kadane (1990). The validity of posterior expansions based on Laplace’s method. *Bayesian and likelihood methods in statistics and econometrics* 7, 473–488.
- Li, Q., Y. Qin, P. Wei, P. Lian, Y. Li, Y. Xu, X. Li, D. Li, and S. Cai (2016). GAS1 inhibits metastatic and metabolic phenotypes in colorectal carcinoma. *Molecular Cancer Research* 14(9), 830–840.
- Lock, E. F. and D. B. Dunson (2013). Bayesian consensus clustering. *Bioinformatics* 29(20), 2610–2616.
- Nemeth, C. and P. Fearnhead (2021). Stochastic gradient Markov chain Monte Carlo. *Journal of the American Statistical Association* 116(533), 433–450.
- Nott, D. J., C. Drovandi, and D. T. Frazier (2023). Bayesian inference for misspecified generative models. *Annual Review of Statistics and Its Application* 11, 179–202.
- Papaspiliopoulos, O., D. Rossell, and M. Torrens-Dinarès (2025). Inference for multiple treatment effects using confounder importance learning. *Bayesian Analysis (in press)*, 1–28.

- Peterson, C. B., F. C. Stingo, and M. Vannucci (2016). Joint bayesian variable and graph selection for regression models with network-structured predictors. *Statistics in Medicine* 35(7), 1017–1031.
- Petrone, S., J. Rousseau, and C. Scricciolo (2014). Bayes and empirical Bayes: do they merge? *Biometrika* 101(2), 285–302.
- Robbins, H. E. (1992). An empirical Bayes approach to statistics. In *Breakthroughs in Statistics: Foundations and basic theory*, pp. 388–394. Springer.
- Rockova, V. and E. George (2014). EMVS: The EM approach to Bayesian variable selection. *Journal of the American Statistical Association* 109(506), 828–846.
- Rognon-Vael, P., D. Rossell, and P. Zwiernik (2025). Improving variable selection properties by leveraging external data. *arXiv 2502.15584*, 1–75.
- Rossell, D. (2022). Concentration of posterior model probabilities and normalized L0 criteria. *Bayesian Analysis* 17(2), 565–591.
- Rossell, D., O. Abril, and A. Bhattacharya (2021). Approximate Laplace approximations for scalable model selection. *Journal of the Royal Statistical Society B* 83(4), 853–879.
- Rossell, D. and F. Rubio (2021). Additive Bayesian variable selection under censoring and misspecification. *Statistical Science* 38(1), 13–29.
- Rossell, D. and D. Telesca (2017). Non-local priors for high-dimensional estimation. *Journal of the American Statistical Association* 112, 254–265.
- Rousseau, J. and B. Szabo (2017). Asymptotic behaviour of the empirical Bayes posteriors associated to maximum marginal likelihood estimator. *The Annals of Statistics* 45(2), 833–865.
- Schiavon, L., A. Canale, and D. B. Dunson (2022). Generalized infinite factorization models. *Biometrika* 109(3), 817–835.
- Scott, J. and J. Berger (2010). Bayes and empirical Bayes multiplicity adjustment in the variable selection problem. *The Annals of Statistics* 38(5), 2587–2619.
- Stingo, F. C., Y. A. Chen, M. G. Tadesse, and M. Vannucci (2011). Incorporating biological information into linear models: A Bayesian approach to the selection of pathways and genes. *The annals of applied statistics* 5(3), 1–24.
- Tibshirani, R. (1996). Regression shrinkage and selection via the Lasso. *Journal of the Royal Statistical Society, B* 58, 267–288.
- van de Wiel, M. A., D. E. Te Beest, and M. M. Münch (2019). Learning from a lot: Empirical Bayes for high-dimensional model-based prediction. *Scandinavian Journal of Statistics* 46(1), 2–25.
- van der Vaart, A. (1998). *Asymptotic statistics*. New York: Cambridge University Press.
- Wainwright, M. J. (2009). Information-theoretic limits on sparsity recovery in the high-dimensional and noisy setting. *IEEE Transactions on Information Theory* 55(12), 5728–5741.
- Wang, X., Y. Zhang, N. Song, K. Li, S. Lei, J. Wang, Z. Wang, and W. Zhang (2023). CILP2: A prognostic biomarker associated with immune infiltration in colorectal cancer. *Heliyon* 9(5), e15535.
- Yang, J., H. Zhu, T. Choi, and D. D. Cox (2015). Smoothing and mean-covariance estimation of functional data with a bayesian hierarchical model. *Bayesian Analysis* 11(3),

649.

Zou, H. (2006). The adaptive LASSO and its oracle properties. *Journal of the American Statistical Association* 101(476), 1418–1429.