
Generative AI for Strategic Plan Development

Jesse Ponnock

Johns Hopkins University
jponnoc1@jh.edu

Originally prepared August 2023; submitted to arXiv August 2025

Abstract

Given recent breakthroughs in Generative Artificial Intelligence (GAI) and Large Language Models (LLMs), more and more professional services are being augmented through Artificial Intelligence (AI), which once seemed impossible to automate. This paper presents a modular model for leveraging GAI in developing strategic plans for large scale government organizations and evaluates leading machine learning techniques in their application towards one of the identified modules. Specifically, the performance of BERTopic and Non-negative Matrix Factorization (NMF) are evaluated in their ability to use topic modeling to generate themes representative of Vision Elements within a strategic plan. To accomplish this, BERTopic and NMF models are trained using a large volume of reports from the Government Accountability Office (GAO). The generated topics from each model are then scored for similarity against the Vision Elements of a published strategic plan and the results are compared. Our results show that these techniques are capable of generating themes similar to 100% of the elements being evaluated against. Further, we conclude that BERTopic performs best in this application with more than half of its correlated topics achieving a “medium” or “strong” correlation. A capability of GAI-enabled strategic plan development impacts a multi-billion dollar industry and assists the federal government in overcoming regulatory requirements which are crucial to the public good. Further work will focus on the operationalization of the concept proven in this study as well as viability of the remaining modules in the proposed model for GAI-generated strategic plans.

1 Introduction

1.1 Background

The purpose of this paper is to analyze the ability of GAI to develop strategic plans for large scale government organizations. The proposed framework decomposes the various modular tasks involved in developing a strategic plan and evaluates the suitability of GAI to address these needs. Further, industry-leading GAI techniques are used to model outputs for a domain-specific use case and their performances are evaluated to identify a leading solution.

Strategic planning is defined as “a process in which an organization’s leaders define their vision for the future and identify their organizations goals and objectives” [1]. When executed effectively, these goals and objectives will dictate the projects and activities that the organization undertakes over the lifecycle of the plan. Because of this relationship between visioning and business planning, a strategic plan will deeply influence the direction of an organization and can be solely responsible for the failure or success of achieving its mission. In government, a strategic plan is a necessary tool in

demonstrating transparency in direction, accountability in elected officials, and good stewardship of public funds. For this reason, in 1993 congress passed the Government Performance and Results Act (GPRA) requiring all major agencies to develop and maintain a strategic plan. In private industry, strategic planning can be crucial in ensuring growth and profitability. Notably, 71% of fast-growing companies have strategic plans, business plans, or similar long-range planning tools in place [2] and those which do not consistently report weaker financial results than their peers [3].

Strategic planning is a multi-billion dollar industry led primarily by large consulting firms due to the expertise required in developing a strategy. It is estimated that the global strategy consulting market will reach \$111.4 billion by 2031 [4]. The method for developing a strategic plan can differ from case to case however a typical implementation will involve a small group of professionals working for several months, sometimes a year or more, at a project cost at times accruing to millions of dollars. The steps taken by these individuals include a series of discussions and analysis to extract key themes around an organization's envisioned future and deriving a series of goals and objectives from these findings. It is the hypothesis of this research that with recent breakthroughs in fields such as natural language processing, sentiment analysis, topic modeling, and GAI, a system can be designed and developed to automate the generation of a strategic plan with minimal manual human involvement, significantly reducing the cost and time required to produce.

To begin exploring the potential for a GAI-generated strategic plan, we must first understand the components required for such a product. The below diagram depicts the components of a strategic plan, a brief description of each, and an associated cognitive task behind the creation of each.

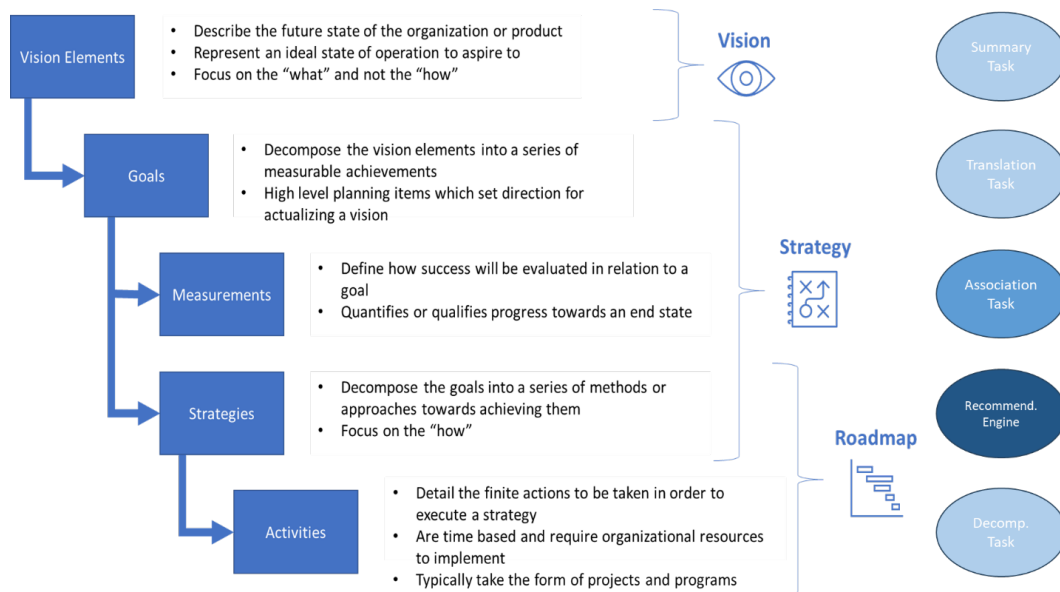


Figure 1: Cognitive Model for Strategic Plan Development

The model above proposes five key components in developing a strategic plan: Vision Elements, Goals, Measurements, Strategies, and Activities. It indicates alternative groupings for these components to describe their relationship to complementary artifacts which are common in the field of strategy consulting. For example, Vision Elements are sometimes compiled into a standalone document to describe an organization's Vision or future state. Similarly, a series of strategies and activities will often be compiled in an effort to develop a Roadmap. For the purposes of this study, we will view all of these components in aggregate as the strategic plan.

In the ovals that correspond to these 5 components to the right of the diagram, we describe the proposed primary cognitive task associated with developing each of these components. For example, development of the Vision Elements, or future state, for an organization typically involves stakeholder

interviews with one or more senior executives and a review of large collections of documentation from and about the organization in an effort to identify future needs and potential modes of operation. This task aims to collect large swaths of information which through analysis is then summarized into key themes which will represent the targeted future state of the organization. For example, if several sources describe impacts of aging technologies, an analyst may identify IT modernization as a theme for a Vision Element as part of the broader Vision.

It should be noted that the contents of a strategic plan can differ by implementation and is heavily driven by the design choices of its implementor as well as the specific purpose the plan is looking to serve. It is generally agreed upon however that at its core a strategic plan will include a representation of a future state (referred to above as the Vision), goals and corresponding measures, and some depiction of actions or recommendations that will actualize the strategic direction (referred to above as Strategies and Activities). The described model above focuses on these core elements for the purposes of this study but others may exist with differing terminology and scope within the areas described.

The proposed primary cognitive tasks provide a structure to quantify the largely qualitative problem of strategic plan development. It follows that if we can break down the various tasks in this process into their equivalent human cognitive requirements, and then solve for each of those tasks using machine learning, we will have solved for the holistic larger process. Viewing the results of this exercise tells us several things about this exploration. First, it will not be a singular machine learning model that will solve this problem holistically. Instead, several different models will be required, addressing different tasks within the larger problem, and some form of model orchestration will be necessary to manage the models working in sequence. This is meaningful but unsurprising, given this is often the case with solving large problems using artificial intelligence, including recent breakthrough products such as Chat-GPT [5]. Second, some tasks in this list dictate more cognitive complexity than others and will in turn be more challenging to address computationally. For example, a Translation Task is considered a solved problem in AI, generally requiring little more than an understanding of how to substitute words between two lexicons. A Recommendation Task, however, is far more cognitively complex, often requiring elements of situational awareness, trade-off analysis, and an understanding of a potentially very large solution space and resulting impact. An initial assessment of cognitive complexity is performed on these tasks and is represented in the diagram by the shading of the ovals, with the lighter color indicating less complexity and a darker color indicating more.

Addressing every cognitive task presented in this diagram would be more than a single study could account for. For this reason, this paper focuses on the initial exploration into solving this larger problem: presenting a model for how it would be addressed holistically and proving the model's viability by evaluating an initial use case through one of the cognitive tasks. In support of this initial exploration, we evaluate the ability of state of the art NLP and GAI capabilities to perform the Summary Task in support of identifying key themes for the Vision within a strategic plan. This cognitive task was chosen based on its low complexity and it being a dependency for many of the other tasks downstream. Future studies will aim to explore the remaining cognitive tasks represented in this diagram, providing an iterative approach to solving the larger problem of GAI for strategic plan development. Namely, this initial study will provide the following contributions:

1. Cognitive model for strategic plan development, decomposing the core elements of a strategic plan and the primary cognitive functions required for their creation (see Figure 1, above)
2. Collected and curated dataset of text samples used for model training and analysis in developing the Vision for a strategic plan
3. Evaluation of methods in their application to the domain specific Summary Task of extracting information for Vision development

1.2 Literature Review

In relation to developing the Vision for a strategic plan, The United Nations Strategic Planning Guide states that “once the external and internal inputs are analyzed, management sets the overall direction and goal for the office or team” [6]. External inputs consist of any information from outside of an organization which provides an external perspective on the challenges and trends that will impact the organization. The data design for this study will look to mirror this perspective by leveraging Government Accountability Office (GAO) reports to represent this point of view. GAO reports consist of the findings from a GAO study or audit, evaluating the efficiency, effectiveness, and legality related to how an agency is operating. The described process of analyzing this type of input involves identification of key trends or themes within them which may qualify as desired characteristics of an organization’s future state. This is what is referred to as the Summary Task in the diagram above. To replicate this process in this study we evaluate state of the art approaches to topic modeling for its effectiveness in identifying these key trends and themes and thus generating these outputs for a strategic plan.

There is a significant body of work related to exploring the applications and performance of topic modeling techniques. A 2020 study investigates the performance of four prominent techniques in this area - Latent Dirichlet Allocation (LDA), Non-negative Matrix Factorization (NMF), Top2Vec, and BERTopic [7]. The study found several characteristics of each technique which would impact their suitability in application towards certain domains. LDA was found to favor text which was geographically oriented, showing notable weighting towards topics which reference countries or locations. When compared to NMF, LDA was also found to produce more irrelevant topics whereas NMF produced results more in line with human judgement. In a similar comparison, BERTopic produced more specific and distinct topics whereas Top2Vec showed overlapping concepts between topics. The study also indicates a critical observation with Top2Vec in that, according the authors, it is unqualified to work with small data sets, requiring by their estimation a minimum of 1,000 documents to produce meaningful results.

In addition to application and performance, this body of research shows evaluating topic modeling techniques to be a particularly challenging area. One study explores this concept and concludes that results from topic modeling techniques cannot be compared with a “value” and must instead be qualitatively assessed by a human for meaningful interpretation [8]. This is demonstrated in a recent 2023 study where the author evaluates the quality of text generation from several GAI models. The results are assessed and given a qualitative ranking such as “bad,” “good,” “mixed,” or “excellent.” The author then summarizes an overall assessment based on the aggregate quality of these rankings and notes where improvements are found [9].

Recent breakthroughs in use of LLMs for generative tasks, such as Chat-GPT, call into the question the necessity of model training using one of the techniques mentioned above. Chat-GPT is a LLM pre-trained to follow an instruction and generate a content-based response. This content can include a simple answer to a question, an executable segment of computer code, the summarization of large bodies of text, and much more. However, Generative Pre-Trained Transformer (GPT), the foundational model upon which Chat-GPT operates, is shown to achieve poor performance when attempting to generalize to out-of-distribution tasks [10]. This means that Chat-GPT may be well suited for general tasking but will struggle with tasks that are less common, such as those specific to a domain, requiring niche language or expertise.

2 Methods

2.1 Framework/Approach

The purpose of this paper is to analyze the ability of GAI to develop a strategic plan for large scale government organizations. In the introduction, we present a cognitive model for developing a strategic plan, breaking down its various elements and the cognitive tasks that need to be replicated in order

to achieve this. We converge on an initial use case with a focus on simulating a Summary Task in support of generating a Vision, or future state, the cornerstone of any strategic plan. Through a targeted literature review we then make a case for using topic modeling to generate the key themes for this Summary Task. Key considerations related to data design and model selection are explored which drive the approach taken for this study. The details of this approach are explained further here, detailing methods employed to derive the reported results.

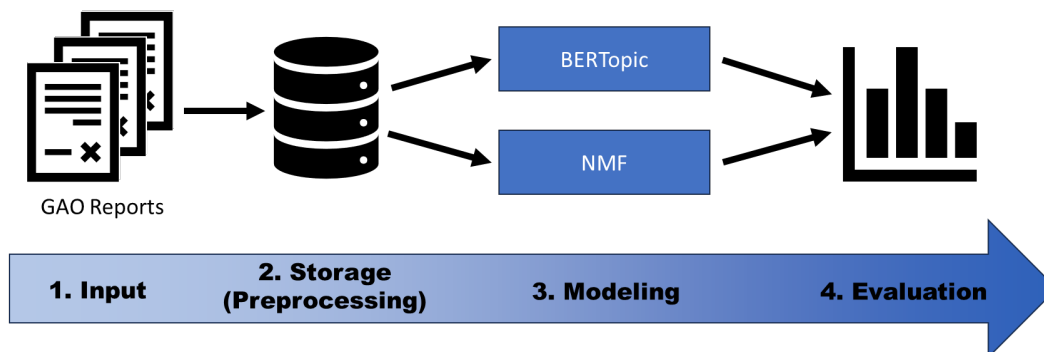


Figure 2: Theoretical Framework

This study uses GAO reports to represent perspectives on challenges and trends facing an organization. GAO reports are available to download from the GAO website, though large quantities are required as well as reformatting for use with the identified modeling techniques, presenting the need for specialized data collection and processing capabilities as part of this design. Once collected and processed, this dataset is used to train the selected models and outputs are generated and compared for performance against a published strategic plan. For this evaluation, the Department of Energy (DOE) Office of Legacy Management (LM) is selected as a case study due to the availability of GAO reports pertaining to DOE as well as the targeted focus of the organization. As such, the following details the collection of DOE GAO reports, the generation of topics pertaining to this organization, and the evaluation of results against the most recent DOE LM Strategic Plan as of this study.

2.2 Data Collection and Preprocessing

The GAO website hosts a publicly available library of GAO reporting over the past 70+ years. However, these reports can only be accessed through a search feature which displays a small number of results at a time, with each result requiring further navigation (i.e., click-through) to download the report. An automated means is necessary to download the number of reports required for this study which this website does not currently provide. To address this, we first evaluate the form of the target URLs which allow for downloading the reports required. From examining several examples, it becomes clear that the URL to download each report is consistent except for the report's unique report number appended to the end. This tells us that if we can collect a list of GAO report numbers for the reports of interest, this URL convention can be exploited through automation in order to obtain the reports in larger numbers than the native search feature allows.

To collect this list of GAO report numbers, a web scraper is developed. This web scraper leverages a Python library named BeautifulSoup which is a tool capable of parsing HTML documents and extracting key items. In this case, BeautifulSoup is pointed to the several pages of search results on the GAO website and instructed to iterate through the HTML elements that house the report numbers, saving them into a list. Leveraging this list, a Python script is developed to take each report number, append to the identified GAO website URL, and save the returned file to a local folder.

As we learned through our literature review, BERTopic and NMF seem best suited for the targeted application of this study however these techniques require some meaningful considerations. BERTopic for example performs clustering by document, with each cluster representing a topic. This is less than

ideal when attempting to create topics for long form documents like a report which will likely include multiple topics of interest. Similarly, like most machine learning models, both BERTopic and NMF perform better with more instances of training data. To address these considerations, we preprocess the data by dividing each report by its pages, representing each page as a standalone document to be clustered. Although effective in both addressing the potential for multiple topics being in a report and increasing the number of training samples, it should be noted that deciding where to separate the report is a design choice which could impact the topic modeling results. Dividing by page in this instance is a simple solution that meets the needs of an initial evaluation of modeling techniques.

With these considerations accounted for, the final preprocessing step is to convert these documents into a format which BERTopic and NMF can use as inputs. This is necessary because the downloaded GAO reports are in the form of PDF whereas both the techniques targeted accept a list of strings as input. To address this, another Python script is created using a library named PyPDF2 capable of splitting, merging, cropping, and transforming the pages of PDF files. This script enables the conversion of the downloaded reports into a list of strings, completing the necessary preprocessing of data before modeling.

2.3 Modeling

We begin our modeling by examining the technique of Non-Negative Matrix Factorization (NMF). The NMF process begins by calculating the Term Frequency – Inverse Document Frequency (TF-IDF) for our collection of documents. TF-IDF is a statistical technique used to calculate the importance of words within a corpus. Specifically, it calculates the number of times a word appears in a document multiplied by the inverse of the number of documents the term appears in throughout the collection of texts. The assumption with TF-IDF is that a word's importance is inversely related to its frequency across a corpus. NMF decomposes a matrix of calculated TF-IDF information (A) to a product of a term-topics matrix (W) and a topics-documents matrix (H) [11]. For these reasons, NMF is unique from other techniques used in this study in that it is algebraic in its use of matrix factorization. Applying this technique to our corpus produces the following topics.

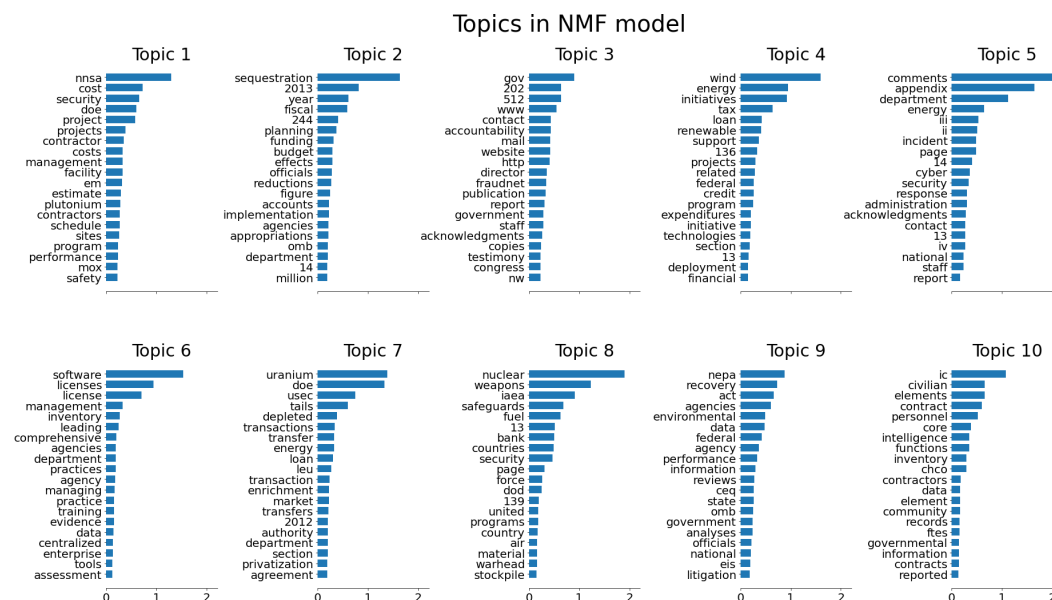


Figure 3: NMF Topic Representations of GAO Reports

Figure 3 displays the top 10 topics resulting from application of the NMF technique. Each topic presented displays its corresponding top words resulting from the trained model along with a bar chart showing their weights. These weights will become important to our analysis as it demonstrates

alternatives to the derived topic which have the potential to be strengthened through fine-tuning. By examining this figure we see that all topics have a clear leading candidate with the exception of Topic 7 and Topic 9. We will analyze this output further and its applicability to the domain of strategic plan development in the following section.

BERTopic is another leading topic modeling technique that differs from NMF in several ways. Most notably is its use of word embeddings based on the Bidirectional Encoder Representations from Transform (BERT) language model in generating word and sentence vector representations. Once the corpus has been vectorized, BERTopic uses Uniform Manifold Approximation and Projection (UMAP) to reduce the dimensionality of these embeddings for optimized clustering with Hierarchical Density-Based Spatial Clustering of Applications with Noise (HDBSCAN). With initial HDBSCAN clusters generated, a custom variation of TF-IDF (the same technique used in NMF) is deployed called Class - Term Frequency - Inverse Document Frequency (c-TF-IDF) to generate topic representations. This modified method works very similarly to TF-IDF except that the HDBSCAN clusters are used to form classes and then inverse document frequency is replaced by inverse class frequency to measure the importance of a term to a class [12]. Training BERTopic against our corpus yields the following topic representations.

Index	Topic	Count	Name	Representation
0	-1	2230	-1_nuclear_the_of_doe	['nuclear', 'the', 'of', 'doe', 'waste', 'in', 'and', 'to', 'management', 'cost']
1	0	351	0_center_optimization_savings_centers	['center', 'optimization', 'savings', 'centers', 'consolidation', 'data', 'dcol', 'omb', 'ombs', 'agencies']
2	1	262	1_tra_technology_trl_readiness	['tra', 'technology', 'trl', 'readiness', 'technologies', 'tras', 'maturity', 'environment', 'critical', 'team']
3	2	208	2_budget_estimates_modernization_mnsas	['budget', 'estimates', 'modernization', 'mnsas', 'stockpile', 'lep', 'materials', 'stewardship', 'mnsa', 'fynsp']
4	3	205	3_gmd_emp_electromagnetic_electric	['gmd', 'emp', 'electromagnetic', 'electric', 'geomagnetic', 'suppliers', 'transformers', 'events', 'glc', 'hemp']
5	4	200	4_puerto_fema_rico_recovery	['puerto', 'fema', 'rico', 'recovery', 'grid', 'disaster', 'prepa', 'local', 'ocials', 'restoration']
6	5	183	5_manufacturing_institutes_usa_institute	['manufacturing', 'institutes', 'usa', 'institute', 'advanced', 'membership', 'commerce', 'raml', 'ammpo', 'innovation']
7	6	168	6_mox_plutonium_disposition_surplus	['mox', 'plutonium', 'disposition', 'surplus', 'project', 'estimate', 'dispose', 'dilute', 'oxide', 'cost']
8	7	165	7_sequestration_2013_reductions_accounts	['sequestration', '2013', 'reductions', 'accounts', 'ppas', 'effects', 'gao14244', 'appropriations', 'funding', 'year']
9	8	154	8_loan_subsidy_credit_loans	['loan', 'subsidy', 'credit', 'loans', 'guarantees', 'guarantee', 'lgo', 'atva', 'monitoring', 'solar']
10	9	137	9_law_waste_treatment_supplemental	['law', 'waste', 'treatment', 'supplemental', 'grout', 'hanford', 'disposal', 'vitrification', 'hanfords', 'river']
11	10	135	10_cybersecurity_grid_systems_distribution	['cybersecurity', 'grid', 'systems', 'distribution', 'cyber', 'cyberattacks', 'industrial', 'critical', 'infrastructure', 'cyberattack']
12	11	133	11_email_202_gaos_accountability	['email', '202', 'gaos', 'accountability', 'website', 'publication', 'gao', 'http://www.gao.gov', 'street', 'room']
13	12	129	12_joint_estimates_budget_dod	['joint', 'estimates', 'budget', 'dod', 'nc3', 'report', 'fydp', 'sustainment', '10year', 'dods']
14	13	129	13_comments_appendix_department_energy	['comments', 'appendix', 'department', 'energy', 'lv', 'from', 'page', 'lil', 'li', 'de']
15	14	128	14_financial_our_gao201sp_benefits	['financial', 'our', 'gao201sp', 'benefits', '2019', 'statements', 'goal', 'performance', 'gao', 'accountability']
16	15	125	15_framework_cybersecurity_sector_adoption	['framework', 'cybersecurity', 'sector', 'adoption', 'sectors', 'critical', 'infrastructure', 'nist', 'improvements', 'ssas']
17	16	106	16_estimate_estimating_cost_chapter	['estimate', 'estimating', 'cost', 'chapter', 'guide', 'gao2019sg', 'step', 'estimates', 'assumptions', 'should']
18	17	106	17_evm_earned_value_schedule	['evm', 'earned', 'value', 'schedule', 'baseline', 'lbr', 'variances', 'overtarget', 'measurement', 'gao2019sg']
19	18	100	18_upf_uranium_mnsa_safety	['upf', 'uranium', 'mnsa', 'safety', 'processing', 'cd', 'spacefit', 'upfs', 'project', 'y12']
20	19	95	19_spr_reserves_petroleum_oil	['spr', 'reserves', 'petroleum', 'oil', 'reserve', 'lea', 'crude', 'product', 'barrels', 'disruptions']

Figure 4: BERTopic Topic Representations of GAO Reports

The trained BERTopic model produces 347 topics in total and Figure 4 above displays the top 20 along with their associated top words. The topic with a -1 identifier is intended to be ignored as it represents outliers in the data with minimal calculated importance such as “the,” “of,” and “to.” The top words for each topic are listed from left to right in order of importance with the leftmost word being most representative of the topic. This figure tells us some interesting things about the differences in topics generated by NMF compared to BERTopic. For example, the generated topics from BERTopic present indications of redundancy with some topics touching on similar concepts. This can be seen in topics 2, 7, 12, and 16 which all refer to some form of budgeting or funding mechanism. To investigate this further, we evaluate the magnitude of this observation by examining the intertopic distance of each topic within our BERTopic model.

Figure 5 shows the Intertopic Distance Map for our trained BERTopic model. Specifically, it uses multidimensional scaling to project the topics onto a 2-dimensional plane and sizes them by term-specific frequencies across the corpus [13]. Topics that are closer together are similar in nature and those which are larger have more prevalence. Reviewing this visualization confirms the observation that many of the derived topics from BERTopic overlap one another. It also tells us that this is consistent for almost all of the most prevalent topics in our model when considering for size. This does not inherently mean that the model is performing poorly, however, it will be an important

consideration when evaluating usefulness of topics towards our application.

2.4 Evaluation

The results of our modeling are evaluated using a multi-step process to derive the quality of the topics generated and the applicability of each technique towards our use case. We begin this process by analyzing the generated topics from each technique in comparison to a source of truth data. In this case we will treat the Vision Elements from the Department of Energy Office of Legacy Management 2020-2025 Strategic Plan [14] as our truth data in evaluating performance. For each Vision Element, we parse the outputs from BERTopic and NMF and document the machine-generated topics which share resemblance to Vision Elements in the published strategic plan. Since correlations between topics and Vision Elements can vary in relevance, with each alignment that is recorded we assign a correlation strength of “weak,” “medium,” or “strong.” After completing this analysis for all Vision Elements, we have generated a dataset which can be evaluated for how well the predicted topics from these techniques represent the sentiment of Vision Elements in the published plan.

There are three primary metrics utilized in evaluating the performance of these models against our application. The first is the number of generated topics which correlate to each Vision Element. This will tell us the overall viability of using GAI generally, and leading topic modeling techniques more specifically, in generating a Vision in complement to strategic plan development. If one or more Vision Elements have zero or few correlated topics, it indicates that these methods may be ineffective in generating materials similar to that of a human. Next, we measure the number of correlated topics per technique. This will provide a perspective on which technique performs best in generating correlated topics within the context of our specific use case. This metric alone should be viewed thoughtfully however as certain techniques, such as BERTopic, generate a higher number of topics by default allowing it more opportunities for alignment to our truth data. For this reason, we introduce a third measure, aimed at measuring the quality of the topics generated by each technique. To accomplish this, we calculate the distribution of correlation strengths as a percentage for each respective technique deployed. This tells us not only the overall quantity of correlations for each technique but what percentage of them are weak, medium, and strong in correlation.

ID	Vision Element	Correlation	Topic Source	Strength	Top Words
V4	Stakeholders, tribal nations, and state and local governments trust us because we are	Topic 21	BERTopic	Strong	['consultation', 'tribes', 'tribal', 'indian',
	open, honest, and have a collaborative				'achp', 'corps', 'gao1922', 'fpisc', 'ancs', '106']

Figure 6: Example of Correlation Analysis Between Model and Vision Elements

3 Results

The results of this analysis reveal a total of 42 correlated topics identified with a relatively even distribution across all six evaluated Vision Elements. Assessing Figure 7, it can be seen that the smallest number of correlations is 6 and the largest is 8. No Vision Elements have zero correlations,



Figure 5: Intertopic Distance Map

demonstrating no major gaps in performance.

In contrast, the number of correlated topics per technique shows skewed results. A majority of correlated topics come from the left half of Figure 8, representing a large allocation of BERTopic topics with a weak correlation strength. Interestingly, we see that of the two Vision Elements that have the highest total count of correlated topics, a majority of that count is comprised of weak correlations. No Vision Elements demonstrate a strong correlation to NMF-generated topics and BERTopic has an overwhelming number of more alignments than NMF, accounting for 33 of the total of 42.

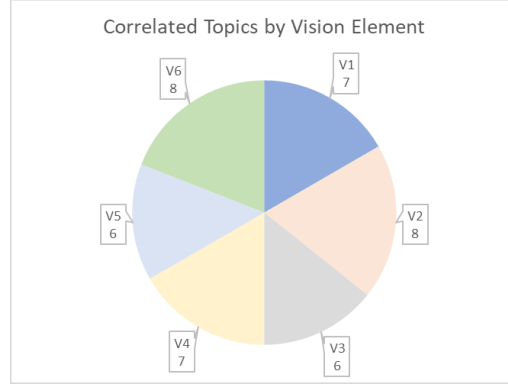


Figure 7: Correlated Topics by Vision Element

The distribution of correlation strength between techniques provides a vantage point into the quality of generated topics. Of the total number of correlated topics from BERTopic, roughly 24%, demonstrate a strong correlation to the Vision Elements whereas NMF resulted in zero strong correlations. Both models yield roughly the same percentage of medium strength correlations at 30% and 33% percent between BERTopic and NMF, respectively. Finally, NMF showed a higher percentage of weak correlations at 67% versus BERTopic at 46%. It should be noted that a weak correlation in this context is not a bad result despite its title, rather, it represents less correlation than other findings.

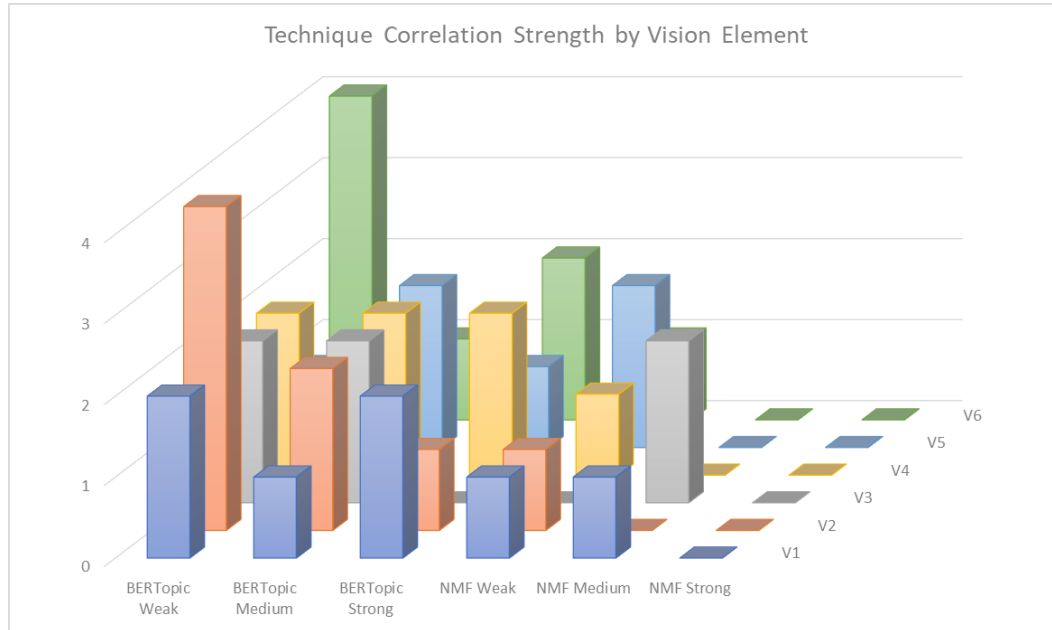


Figure 8: Technique Correlation Strength by Vision Element

4 Discussion

The results of this study prove the hypothesis that leading topic modeling techniques can be utilized to aid in the generation of Vision Elements in support of strategic plan development. We see evidence of this in the number of identified correlated topics for each Vision Element in our truth data. This tells us that the techniques deployed are able to identify core themes represented in the

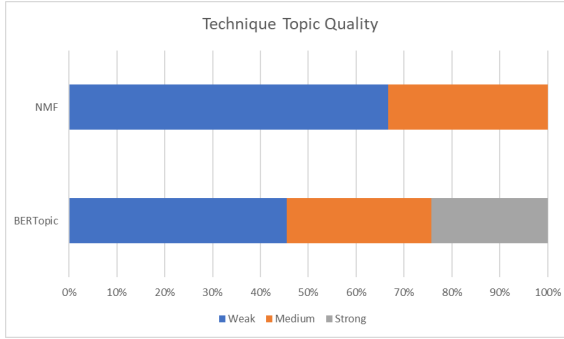


Figure 9: Technique Topic Quality

This distribution indicates a shortage of correlated topics from NMF in comparison to BERTopic. It is noteworthy that NMF resulted in zero strong correlations amongst all Vision Element. In contrast, BERTopic provided full coverage of both correlation strengths and Vision Elements, generating at least one topic of each type for each Vision Element.

Examining the quality of correlations as an overall percentage of correlation types only bolsters these conclusions further. More than half of the BERTopic topics had either a medium or strong correlation to the truth data, showing strong potential for application to our use case. Conversely, only a third of the NMF topics reached this benchmark, mainly due to the technique generating zero topics of strong correlation. Through the overall number of identified correlated topics for each Vision Element, the distribution of correlated strengths between the two models, and the quality of correlations as a percentage of correlation strengths, it is clear that topic modeling is a viable approach to generating Vision Elements and that BERTopic is the highest performing model in this application.

5 Conclusion

The purpose of this paper was to analyze the ability of GAI to develop a strategic plan for large scale government organizations. We approached this by proposing a cognitive model for how each step in the process of developing a strategic plan can be augmented by GAI and then proving the viability of one of the indicated modules. We concluded this analysis by evaluating the effectiveness of leading practices in their application to this task and identifying a leading solution with the potential to be optimized for this purpose.

Although successful in accomplishing these objectives, this work does not result in an immediately usable capability and more work will be required in order to optimize the identified models and fine-tune parameters for the intended purpose. Doing so will require additional training data, spanning multiple government agencies. Given the rapid development of GAI and NLP technologies, breakthroughs in new techniques should continue to be monitored and evaluated against using the methods outlined in this paper to determine if BERTopic continues to be the best foundation for this application.

Future work will focus on these identified limitations in an effort to move beyond proving theoretical viability and towards a scalable, usable solution. Further, the other modules in the proposed cognitive model will be evaluated for their viability in supporting the remaining areas of strategic plan development. Achieving these milestones will produce a holistic solution to GAI-generated strategic planning, vastly reducing its time and cost, while enabling compliance with legal statutes such as GPRA, for large scale government organizations.

DOE LM Strategic Plan. Although some of these topics were found to be weighted lower in the list of top words for each technique, the fact that they were identified suggests that their weighting can be adjusted to improve their relevance to the model through additional training and fine-tuning.

We also see that BERTopic performs better than NMF in distinguishing the topics of relevance in the particular use case of generating Vision Elements. This is demonstrated through the distribution of correlation strengths between the two models.

References

- [1] Bigelow, S. J., & Pratt, M. K. (2022, March 30). *What is strategic planning? Definition and steps*. CIO. Retrieved from <https://www.techtarget.com/searchcio/definition/strategic-planning>
- [2] Upton, N., Teal, E. J., & Felan, J. T. (2001). Strategic and business planning practices of fast growth family firms. *Journal of Small Business Management*, 39(1), 60–72. <https://doi.org/10.1111/0447-2778.00006>
- [3] Project Management Institute. (n.d.). *Why good strategies fail: Lessons for the C-suite*. Retrieved June 24, 2023, from <https://www.pmi.org/-/media/pmi/documents/public/pdf/learning/thought-leadership/why-good-strategies-fail-report.pdf>
- [4] Tanmy, S., Mehul, T., & Vineet, K. (2022). *Strategy consulting market: Global opportunity analysis and industry forecast, 2021-2031*. Allied Market Research. Retrieved from <https://www.alliedmarketresearch.com/strategy-consulting-market-A31618>
- [5] Schulman, J., et al. (2023). *Introducing ChatGPT*. OpenAI. Retrieved from <https://openai.com/blog/chatgpt>
- [6] UN HR. (n.d.). *Strategic Planning Guide for Managers*. Retrieved from https://hr.un.org/sites/hr.un.org/files/4.5.1.6_Strategic%20Planning%20Guide_0.pdf
- [7] Egger, R., & Yu, J. (2022). A topic modeling comparison between LDA, NMF, Top2Vec, and BERTopic to demystify Twitter posts. *Frontiers in Sociology*, 7, 886498. <https://doi.org/10.3389/fsoc.2022.886498>
- [8] Egger, R., & Yu, J. (2022). Identifying hidden semantic structures in Instagram data: A topic modelling comparison. *Tourism Review*, 77(4), 1234–1246. <https://doi.org/10.1108/TR-05-2021-0244>
- [9] Yager, K. G. (2023). Domain-specific chatbots for science using embeddings. *arXiv preprint arXiv:2306.10067*
- [10] Brown, T., Mann, B., et al. (2020). Language models are few-shot learners. *arXiv preprint arXiv:2005.14165*
- [11] Egger, R. (2022). Topic modelling: Modelling hidden semantic structures in textual data. In R. Egger (Ed.), *Applied Data Science in Tourism* (pp. 18). Springer. https://doi.org/10.1007/978-3-030-88389-8_18
- [12] Grootendorst, M. (2022). BERTopic: Neural topic modeling with a class-based TF-IDF procedure. *arXiv preprint arXiv:2203.05794v1*
- [13] Sievert, C., & Shirley, K. (2014). LDAvis: A method for visualizing and interpreting topics. <https://doi.org/10.13140/2.1.1394.3043>
- [14] U.S. Department of Energy. (2020). *2020–2025 Strategic Plan*. Retrieved from <https://www.energy.gov/lm/articles/2020-2025-strategic-plan>