

Threshold dynamics in time-delay systems: polynomial β -control in a pressing process and connections to blow-up

Masato Kimura^{*} Hirotaka Kuma[†] Yikan Liu[‡] Kazunori Matsui[§]
Masahiro Yamamoto[¶] Zhenxing Yang^{||}

Abstract

This paper addresses a press control problem in straightening machines with small time delays due to system communication. To handle this, we propose a generalized β -control method, which replaces conventional linear velocity control with a polynomial of degree $\beta \geq 1$. The resulting model is a delay differential equation (DDE), for which we derive basic properties through nondimensionalization and analysis. Numerical experiments suggest the existence of a threshold initial velocity separating overshoot and non-overshoot dynamics, which we formulate as a conjecture. Based on this, we design a control algorithm under velocity constraints and confirm its effectiveness. We also highlight a connection between threshold behavior and finite-time blow-up in DDEs. This study provides a practical control strategy and contributes new insights into threshold dynamics and blow-up phenomena in delay systems.

Keywords: Press control, Delay differential equation, Blow-up

2020 Mathematics Subject Classification: 34H05, 34K35, 93C43, 34K99

1 Introduction

Optimal control is essential for modern automated manufacturing, where increasingly sophisticated technologies demand maximum efficiency. Although control theory has a long history, it continues to evolve in response to technological advancements. The mathematical modeling and analysis of the target system play a critical role in developing effective control algorithms. When the process at the core of the system is described by a well-structured mathematical model, it becomes possible to propose robust strategies for optimal control.

One of the most widely used methods is PID control [1, 3], which remains prevalent in industrial applications. However, time delays—arising from communication and computation in feedback loops—can destabilize such systems, leading to overshoot, instability, or even chaotic behavior.

Delay differential equations (DDEs) [2, 11] provide a mathematical framework for modeling systems with time delays and have been extensively studied, especially in engineering contexts [6, 10]. Nonetheless, the dynamics of DDEs are often difficult to analyze, even

^{*}Faculty of Mathematics and Physics, Kanazawa University, Kakuma, Kanazawa, Ishikawa 920-1192, Japan (mkimura@se.kanazawa-u.ac.jp)

[†]Towa Seiki Co. Ltd., 5-26-7 Toei, Anjo, Aichi 446-0007, Japan (hkuma@tsco.co.jp)

[‡]Department of Mathematics, Kyoto University, Kitashirakawa-Oiwake, Sakyo, Kyoto 606-8502, Japan (liu.yikan.8z@kyoto-u.ac.jp)

[§]Department of Logistics and Information Engineering, Tokyo University of Marine Science and Technology, 2-1-6 Etchujima, Koto, Tokyo 135-8533, Japan (kmat002@kaiyodai.ac.jp)

[¶]Department of Mathematical Sciences, the University of Tokyo, 3-8-1 Komaba, Meguro, Tokyo 153-8914, Japan (myama@ms.u-tokyo.ac.jp)

^{||}Division of Mathematical and Physical Sciences, Kanazawa University, Kakuma, Kanazawa, Ishikawa 920-1192, Japan

for simple cases. Challenges such as instability, chaos [7, 13, 14], and finite-time blow-up [5, 4, 8] remain active areas of research.

In this study, we address a press control problem in a straightening machine, modeled by a specific class of DDEs, where the initial velocity serves as the control variable. We first derive a nondimensionalized DDE model and clarify the basic mathematical properties of its solutions. Numerical experiments suggest the existence of a critical threshold for the initial value that separates two types of behavior: overshooting and asymptotic convergence. We formulate this observation as a conjecture and, under its validity, propose an effective control algorithm. This method also accommodates a constraint on maximum velocity.

Moreover, the conjectured threshold phenomenon has another implication. It enables an interpretation of the system's behavior in terms of finite-time blow-up. We demonstrate a connection between the press control problem and blow-up dynamics, offering new insight into blow-up phenomena in DDEs.

The structure of the paper is as follows. Section 2 introduces the industrial context and formulates the control problem based on empirical data, presenting a generalized β -control model. Section 3 derives the nondimensionalized DDE, analyzes its mathematical properties, and proposes the central conjecture based on numerical evidence. Section 4 applies the conjecture to construct a practical control algorithm under a maximum velocity constraint, validated through further simulations. Section 5 reinterprets these results as finite-time blow-up phenomena for a related DDE, allowing us to analyze blow-up rates and threshold behavior. Finally, Section 6 summarizes our results and reflects on the broader significance of this work, illustrating how a practical industrial problem can lead to new mathematical developments in control and delay systems.

2 Industrial Background and Problem Formulation

2.1 Straightening press and process description

We focus on a straightening press machine used to correct bends in heat-treated automotive shafts. These shafts often exhibit residual de-

formation after heat treatment, which can lead to undesirable vibration and noise during operation. Thus, precise straightening is necessary. The straightening process typically involves the following steps:

1. Measure the shaft strain using several sensors placed along its length.
2. Determine the pressing position, direction, and stroke length required to straighten the shaft.
3. Control the press machine to perform pressing according to the parameters decided in step 2.
4. Repeat steps 1–3 until the strain falls below the specified tolerance.

For more details on shaft strain measurement, see [9, 12, 15]. In this study, we focus on step 3: determining how to accurately press the shaft by a prescribed stroke. In particular, we consider the case where the press velocity V is determined by the following generalized control rule:

$$V(X) = v_0 \left| \frac{\ell - X}{\ell} \right|^\beta, \quad (2.1)$$

where $\beta \geq 1$, $v_0 > 0$ is the initial velocity, ℓ is the target pressing stroke, and $X = X(t)$ is the position measured by the sensor at time $t \geq 0$ with the initial position $X(0) = 0$.

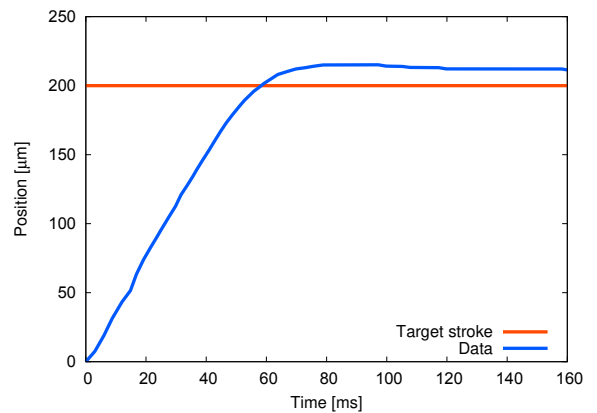


Figure 1: The target pressing stroke (red line) and the actual sensor position (blue line), illustrating the overshoot phenomenon due to time delay. The press is stopped after overshooting.

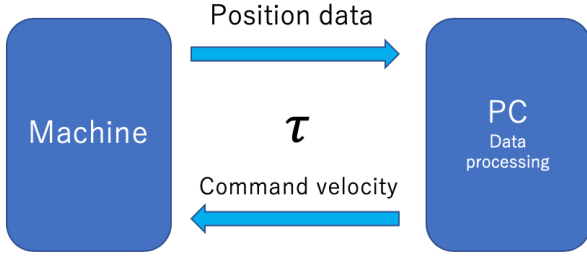


Figure 2: Schematic of signal flow in the straightening press machine.

We refer to this control law as the β -control method in this paper. In conventional control systems, a simpler rule with exponent $\beta = 1$ was often employed for ease of implementation. Our proposed method generalizes this by introducing the exponent β explicitly, allowing for more flexible and precise control of the press dynamics.

2.2 Modeling time delay and overshoot phenomena

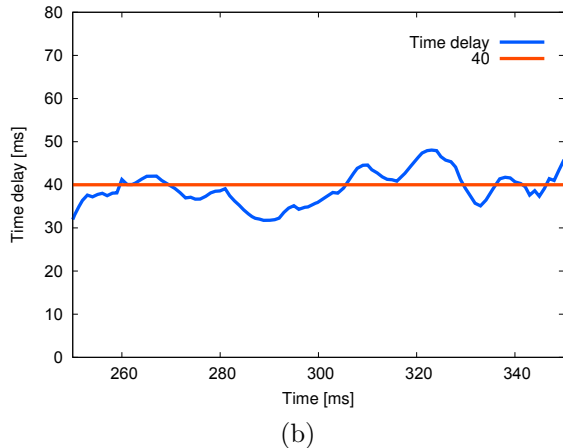
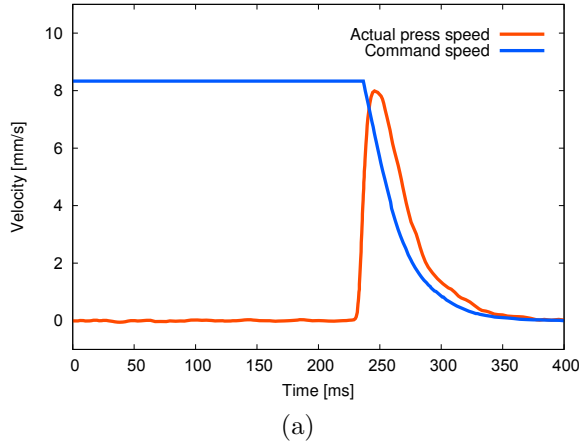


Figure 3: Example of press machine data. (a) Comparison of the actual and commanded press velocities. The actual velocity is valid only after $t = 250$ ms. (b) Estimation of time delay τ as the horizontal gap between the two curves. The average delay is approximately $\tau = 40$ ms.

In the absence of delay, the differential equation $dX/dt = V(X)$ with $X(0) = 0$ ensures that $X(t)$ converges to ℓ as $t \rightarrow \infty$. However, in practice, the system often overshoots the target position, as shown in Figure 1. One major cause is the time delay between position measurement and actuation, introduced by signal transmission, data processing, and machine characteristics (Figure 2). Figure 1 is based on experimental data from Towa Seiki Co. Ltd. using a conventional control algorithm.

Let $x(t)$ denote the true shaft position at time t . The position data used in the velocity command is then modeled as

$$X(t) = x(t - \tau), \quad (2.2)$$

where $\tau > 0$ is the time delay.

The delay τ can be estimated by comparing the commanded velocity $V(X)$ with the measured actual press velocity V_{meas} under controlled conditions. Figure 3 illustrates an example. From the data after $t = 250$ ms, the delay is estimated to be approximately $\tau = 40$ ms.

Hereafter, we assume that τ is a given positive constant independent of time and the velocity command.

We now formulate a delay differential equation (DDE) that captures this behavior. Given parameters $v_0, \ell, \tau > 0$ with $v_0\tau < \ell$, and $\beta \geq 1$, the press velocity dx/dt is assumed to be given by:

$$\frac{dx}{dt}(t) = \begin{cases} v_0 \left| \frac{\ell - x(t - \tau)}{\ell} \right|^\beta & (t > \tau), \\ v_0 & (0 \leq t \leq \tau), \end{cases} \quad (2.3)$$

$$x(0) = 0. \quad (2.4)$$

The condition $v_0\tau < \ell$ ensures that the shaft does not overshoot the target stroke ℓ during the delay interval. Based on this model, we consider the following control problem.

Press Control Problem: Given parameters ℓ , τ , and β , find the optimal initial velocity v_0

that achieves the target stroke without overshoot and in the shortest time.

3 Nondimensionalized DDE Model

3.1 Scaling and basic properties

The system (2.3) together with the initial condition (2.4) is equivalent to the following problem. For $v_0, \ell, \tau > 0$ with $v_0\tau < \ell$, and $\beta \geq 1$, find $x : [0, \infty) \rightarrow \mathbb{R}$ such that

$$\begin{cases} \frac{dx}{dt}(t) = v_0 \left| \frac{\ell - x(t - \tau)}{\ell} \right|^\beta & (t > \tau), \\ x(t) = v_0 t & (0 \leq t \leq \tau). \end{cases} \quad (3.1)$$

To nondimensionalize system (3.1), we introduce the following dimensionless quantities:

$$s := \frac{t}{\tau}, \quad u(s) := \frac{x(\tau s)}{\ell}, \quad w_0 := \frac{\tau v_0}{\ell} \in (0, 1). \quad (3.2)$$

Then, for all $s > 1$, we have

$$\begin{aligned} \frac{du}{ds}(s) &= \frac{\tau}{\ell} \frac{dx}{dt}(\tau s) = \frac{\tau v_0}{\ell} \left| \frac{\ell - x(\tau s - \tau)}{\ell} \right|^\beta \\ &= w_0 |1 - u(s - 1)|^\beta, \end{aligned}$$

while for $0 \leq s \leq 1$, it follows that

$$u(s) = \frac{x(\tau s)}{\ell} = \frac{v_0 \tau s}{\ell} = w_0 s.$$

Hence, substituting (3.2) into (3.1) gives the following nondimensionalized system:

$$\begin{cases} \frac{du}{ds}(s) = w_0 |1 - u(s - 1)|^\beta & (s > 1), \\ u(s) = w_0 s & (0 \leq s \leq 1), \end{cases}$$

with $0 < w_0 < 1$.

For convenience in the discussion that follows, we rename the independent variable s back to t :

$$\begin{cases} \frac{du}{dt}(t) = w_0 |1 - u(t - 1)|^\beta & (t > 1), \\ u(t) = w_0 t & (0 \leq t \leq 1). \end{cases} \quad (3.3)$$

Theorem 3.1. *Suppose $\beta > 0$ and $w_0 \in \mathbb{R}$. Then there exists a unique function $u \in C^1([0, \infty))$ that satisfies (3.3).*

Proof. Define $f(u) := w_0 |1 - u|^\beta$. Clearly, $f \in C^0(\mathbb{R})$. We construct $u(t)$ inductively. For each $k \in \mathbb{N}$, define

$$u(t) = u(k) + \int_k^t f(u(s-1)) ds \quad \text{for } t \in [k, k+1],$$

where $u(t) = w_0 t$ for $t \in [0, 1]$. This defines a continuous function $u \in C^0([0, \infty))$ satisfying $\frac{du}{dt}(t) = f(u(t-1))$ for $t \in (1, \infty) \setminus \mathbb{N}$, and hence $u \in C^1([1, \infty))$.

To show differentiability at $t = 1$, note that

$$\frac{d^\pm u}{dt}(1) = \lim_{\varepsilon \rightarrow +0} \frac{u(1 \pm \varepsilon) - u(1)}{\pm \varepsilon} = w_0,$$

so $u \in C^1([0, \infty))$, as desired. \square

In the remainder of this section, we restrict attention to the case $\beta \geq 1$, $w_0 \in (0, 1)$. The solution of (3.3) will henceforth be denoted by $u(t; \beta, w_0)$.

From the first equation in (3.3), it is evident that u is non-decreasing. The next theorem shows that the derivative $\frac{du}{dt}(t)$ never vanishes on an interval, implying that $u(t)$ cannot remain constant at 1 over any nontrivial interval. It may approach 1 asymptotically but never reach a plateau.

Theorem 3.2. *Let $w_0 > 0$ and $a, b \in \mathbb{R}$ with $a+1 < b$. Suppose $u \in C^0([a, b]) \cap C^1([a+1, b])$, and assume*

$$u(t) < 1 \quad \text{for all } t \in [a, a+1],$$

and

$$\frac{du}{dt}(t) = w_0 |1 - u(t-1)|^\beta \quad (a+1 \leq t \leq b). \quad (3.4)$$

If there exists $t_ \in (a+1, b)$ such that $u(t_*) = 1$, then the following hold:*

$$\frac{du}{dt}(t_*) > 0, \quad u(t) \begin{cases} < 1 & (a \leq t < t_*), \\ = 1 & (t = t_*), \\ > 1 & (t_* < t \leq b). \end{cases} \quad (3.5)$$

Proof. We first show $u(t) < 1$ for all $t \in [a, t_*)$. Since $u(t) < 1$ for $t \in [a, a+1]$, it suffices to consider $t \in (a+1, t_*)$. Suppose for contradiction that there exists $c \in (a+1, t_*)$ such that $u(c) = 1$. Since (3.4) implies $\frac{du}{dt}(t) \geq 0$ on $[a+1, b]$, u is non-decreasing there, so $u(t) = 1$ for all $t \in [c, t_*]$.

Then $\frac{du}{dt}(t) = 0$ on $[c, t_*]$, and (3.4) yields $u(t-1) = 1$ for $t \in [c, t_*]$, i.e., $u(s) = 1$ for $s \in [c-1, t_*-1]$.

If $c - 1 > a + 1$, we can repeat this argument with the interval $[c - 1, t_* - 1]$ in place of $[c, t_*]$. Continuing inductively, we eventually reach $u(s) = 1$ for some $s \in [a, a + 1]$, contradicting the assumption. Hence $u(t) < 1$ for all $t \in [a, t_*)$.

Now for $t \in [a + 1, t_* + 1) \cap [a + 1, b]$, it follows that

$$\frac{du}{dt}(t) = w_0 |1 - u(t - 1)|^\beta > 0,$$

in particular $\frac{du}{dt}(t_*) > 0$. Integrating over any small interval after t_* , we obtain $u(t) > 1$ for all $t \in (t_*, b]$, completing the proof. \square

3.2 Numerical examples

Let $\Delta t := 1/N$ be the time increment with $N \in \mathbb{N}$. Define $u_n = w_0 n \Delta t$ for $n = 0, 1, \dots, N$, and compute u_n for $n = N + 1, N + 2, \dots$ by iteratively solving the following equation:

$$\frac{u_{n+1} - u_n}{\Delta t} = w_0 |1 - u_{n-N}|^\beta. \quad (3.6)$$

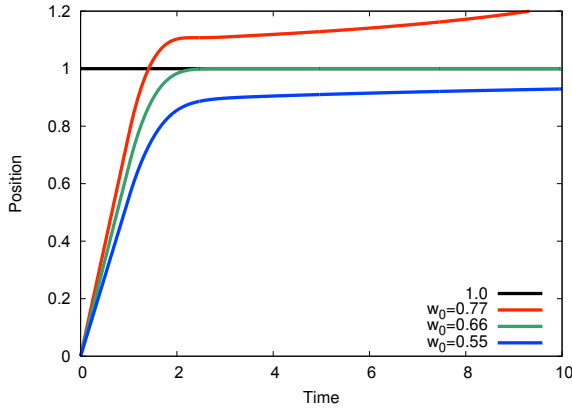


Figure 4: Numerical results with $\beta = 2$ and $\Delta t = 0.01$ (red, green, and blue lines), compared to the constant value 1 (black line). The red, green, and blue lines show the evolution of $u(t)$ over $t \in [0, 10]$ for $w_0 = 0.55, 0.66$, and 0.77 , respectively.

Figure 4 shows numerical results for $\beta = 2$, $w_0 = 0.55, 0.66$, and 0.77 , with $\Delta t = 0.01$. These results indicate that a larger initial velocity w_0 leads to larger values of $u(t)$ over time.

Hence, for fixed $\beta \geq 1$, we expect that

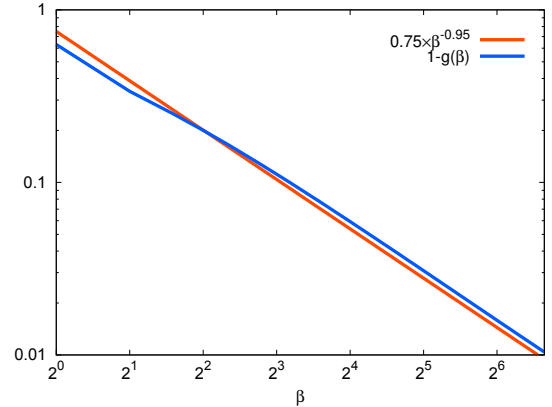
$$\begin{aligned} 0 < w_0 < \tilde{w}_0 < 1 \\ \Rightarrow u(t; \beta, w_0) < u(t; \beta, \tilde{w}_0) \quad (t > 0), \end{aligned} \quad (3.7)$$

and that there exists a threshold value $g(\beta) \in (0, 1)$ such that

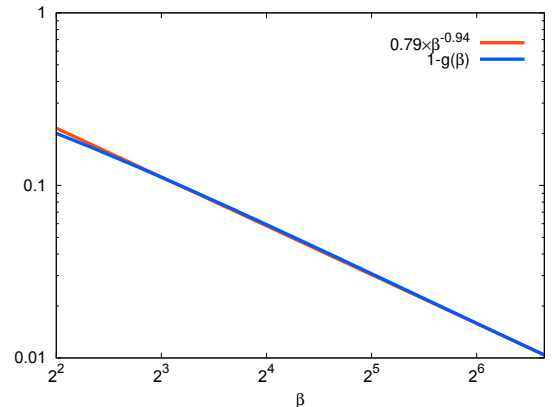
$$\begin{cases} g(\beta) < w_0 < 1 \Rightarrow \begin{cases} \exists T > 1 \text{ s.t.} \\ u(t; \beta, w_0) > 1 \text{ for } t > T, \end{cases} \\ 0 < w_0 \leq g(\beta) \Rightarrow \begin{cases} u(t; \beta, w_0) < 1 \text{ for } t > 0, \\ \lim_{t \rightarrow \infty} u(t; \beta, w_0) = 1. \end{cases} \end{cases} \quad (3.8)$$

In other words, if $w_0 > g(\beta)$, then $u(t)$ overshoots the value 1. If $w_0 \leq g(\beta)$, $u(t)$ remains strictly less than 1 and approaches 1 asymptotically as $t \rightarrow \infty$.

Using the bisection method, one can numerically estimate $g(\beta)$ for each β (see Figure 5).



(a)



(b)

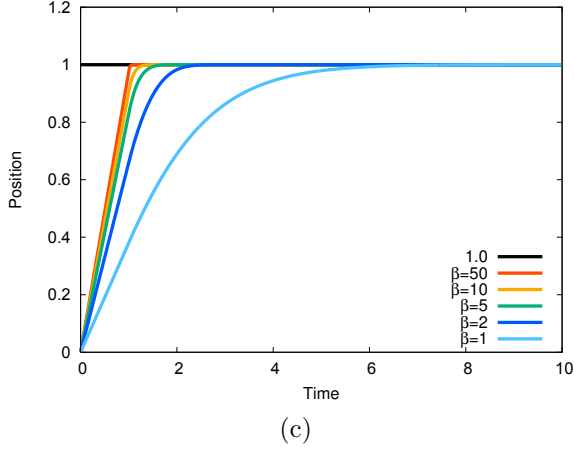


Figure 5: Log-log plots of $1 - g(\beta)$ and its linear approximation over $\beta \in [1, 100]$ (a) and $\beta \in [4, 100]$ (b), and numerical simulations with $w_0 = g(\beta)$ for $\beta = 1, 2, 5, 10, 50$ (c).

Figure 5(c) suggests the inequality

$$\beta < \tilde{\beta} \Rightarrow u(t, \beta, g(\beta)) < u(t, \tilde{\beta}, g(\tilde{\beta})) \quad (t > 0), \quad (3.9)$$

i.e., when the initial velocity $w_0 = g(\beta)$, the larger the value of β , the faster $u(t)$ approaches 1.

Therefore, for fixed ℓ , τ , and β , the optimal initial velocity v_0 in (2.3) should be set as

$$v_0 = \frac{\ell}{\tau} g(\beta), \quad (3.10)$$

which provides a solution to the press control problem discussed in Subsection 2.2. It is also preferable to choose β as large as possible.

Figures 5(a) and (b) show that the relationship between β and $1 - g(\beta)$ is nearly linear on a log-log scale. For $\beta \in [4, 100]$, a linear regression yields the approximation

$$g(\beta) \approx 1 - 0.79 \times \beta^{-0.94}.$$

Hence, a practical estimate of the appropriate initial velocity is

$$v_0 \approx \frac{\ell}{\tau} (1 - 0.79 \times \beta^{-0.94}).$$

This approximation can be used as a convenient reference when choosing parameters for real-world applications.

However, if β is large, the machine will decelerate rapidly near the target stopping position. As a result, the stopping accuracy may be sensitive to the time delay and measurement errors. Further discussion is provided in Section 4.

3.3 Conjecture

Based on the numerical experiments presented in Subsection 3.2, we propose the following conjecture regarding the dynamics of the DDE (3.3).

Conjecture 3.3. *For $\beta \geq 1$, there exists a unique value $g(\beta) \in (0, 1)$ such that the solution $u(t; \beta, w_0)$ of (3.3) exhibits the following behavior:*

- (i) *If $w_0 \in (g(\beta), 1)$, there exists a constant $T_* = T_*(\beta, w_0) > 0$ such that*

$$u(t; \beta, w_0) \begin{cases} < 1 & \text{for } 0 \leq t < T_*, \\ = 1 & \text{at } t = T_*, \\ > 1 & \text{for } t > T_*. \end{cases}$$

- (ii) *If $w_0 \in (0, g(\beta)]$, then*

$$u(t; \beta, w_0) \begin{cases} < 1 & \text{for } t \geq 0, \\ \rightarrow 1 & \text{as } t \rightarrow \infty. \end{cases}$$

- (iii) *The comparison properties (3.7) and (3.9) hold.*

Cases (i) and (ii) describe the two qualitatively distinct behaviors observed in our numerical simulations: overshooting and non-overshooting, respectively. The critical value $g(\beta)$ serves as a threshold separating these behaviors.

The monotonicity property (3.7) with respect to the initial value in (iii) enables the use of the bisection method to numerically identify $g(\beta)$. It is worth noting that this monotonicity has been proven analytically for the interval $0 < t \leq 2$:

Proposition 3.4. *Fix $\beta \geq 1$. If*

$$0 < w_0 < \tilde{w}_0 < 1,$$

then

$$u(t; \beta, w_0) < u(t; \beta, \tilde{w}_0) \quad \text{for } 0 < t \leq 2.$$

Proof. Since the case $0 < t \leq 1$ follows directly from the initial condition, we focus on the interval $1 < t \leq 2$.

Let $u(t) := u(t; \beta, w_0)$. For $t \in [1, 2]$, we compute

$$\begin{aligned} u(t) &= u(1) + \int_1^t w_0 (1 - w_0(s-1))^\beta ds \\ &= w_0 + \frac{1}{\beta+1} \left(1 - (1 - w_0(t-1))^{\beta+1} \right), \end{aligned}$$

which is monotonically increasing with respect to w_0 for fixed $t \in [1, 2]$, proving the result. \square

This conjecture is also related to the mathematical analysis of finite-time blow-up phenomena in delay differential equations, which will be further discussed in Section 5.

4 Applications

We consider the press control problem under a given maximum velocity constraint. In practical settings, press machines have a maximum velocity v_{\max} due to safety and mechanical limitations. If β is fixed, selecting the initial velocity as $\ell G/\tau$ ($G := g(\beta)$) is optimal according to (3.10). Therefore, if $\ell G/\tau \leq v_{\max}$, i.e., $\ell \leq \ell_1 := \tau v_{\max}/G$, the press velocity is given by

$$V(X) = \frac{\ell G}{\tau} \left| \frac{\ell - X}{\ell} \right|^\beta. \quad (4.1)$$

Here, X denotes the position information defined in (2.2) and is set to 0 for $t < \tau$. If $\ell > \ell_1$, the press operates at the maximum velocity v_{\max} initially, then switches modes just before an overshoot occurs:

$$V(X) = \begin{cases} v_{\max} & \text{if } \ell_1 < \ell - X, \\ v_{\max} \left| \frac{\ell - X}{\ell} \right|^\beta & \text{if } \ell_1 \geq \ell - X. \end{cases}$$

This can be summarized more compactly as:

$$V(X) = v_0 \left| \frac{\min\{\ell_1, \ell - X\}}{\min\{\ell_1, \ell\}} \right|^\beta, \quad (4.2)$$

where $v_0 := \min\{\ell G/\tau, v_{\max}\}$, $\ell_1 := \tau v_{\max}/G$, and $G := g(\beta)$.

Let $\Delta t < \tau$, $N := \lfloor \tau/\Delta t \rfloor$, and define $t_n = n\Delta t$ for $n \in \mathbb{N}$. For a numerical comparison between (2.1) and (4.2), we formulate the following discrete problems.

Problem 4.1. Set $x_n = v_0 t_n$ for $n = 0, 1, \dots, N$, and compute x_n for $n = N+1, N+2, \dots$ by solving the recurrence

$$\frac{x_{n+1} - x_n}{\Delta t} = v_0 \left| \frac{\ell - x_{n-N}}{\ell} \right|. \quad (4.3)$$

Problem 4.2. Set $x_n = v_0 t_n$ for $n = 0, 1, \dots, N$, and compute x_n for $n = N+1, N+2, \dots$ by solving the recurrence

$$\frac{x_{n+1} - x_n}{\Delta t} = v_0 \left| \frac{\min\{\ell_1, \ell - x_{n-N}\}}{\min\{\ell_1, \ell\}} \right|^\beta. \quad (4.4)$$

Table 1 summarizes the time required to approach the target position in Problems 4.1 and 4.2 for $\beta = 2, 5, 10, 50$ (see also Figure 6). We set $\tau = 40$, $v_{\max} = 10$, and $\Delta t = 0.5$. In Problem 4.2 with $\ell = 1000$ and $\beta = 50$, the computed trajectory x_n exhibited a sharp deceleration just before reaching ℓ , stalling approximately 0.2 units short of the target within the simulated time.

For smaller values of β , the pressing time is longer, indicating that larger β values are preferable for efficiency. However, when β becomes too large, the arrival time plateaus, and the rapid variation of the velocity near ℓ increases the risk of missing the target stroke position.

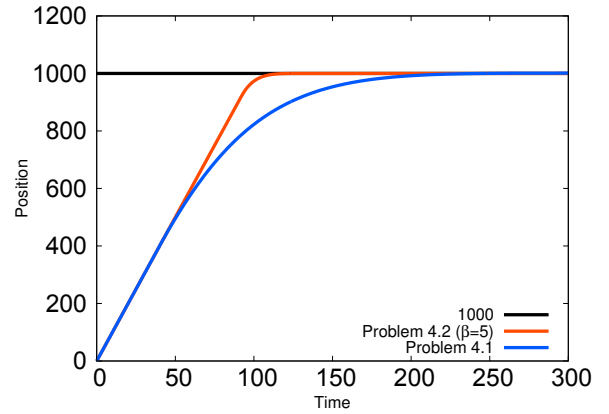


Figure 6: Numerical results for Problem 4.1 (blue line) and Problem 4.2 (red line) with $\ell = 1000$, $v_{\max} = 10$, $\tau = 40$, $\beta = 5$, and $\Delta t = 0.5$.

Remark 4.3. It takes $\max\{\tau, \ell/v_{\max}\}$ time to reach the target press position. Moreover, due to the time delay, an additional τ is required to determine when to stop. Thus, from the start of pressing to complete stoppage, the total time is $\max\{\tau, \ell/v_{\max}\} + \tau$. In the examples shown in Table 1 and Figure 6, when $\ell = 100$, it takes over 80 time units ($40+40$), and when $\ell = 1000$, it takes over 140 time units ($1000/10 + 40$) to reach the target position.

5 Blow-up Phenomenon of DDEs

As mentioned in the introduction, the behavior of DDE solutions is complex, and many aspects remain unclear. For example, regarding the finite-time blow-up phenomenon of solutions,

ℓ	Press control model	$\min\{t_n \mid \ell - x_{n-N} < 1\}$	$\min\{t_n \mid \ell - x_{n-N} < 0.1\}$
100	Problem 4.1	235 (235/235 = 1)	274 (274/274 = 1)
	Problem 4.2 with $\beta = 2$	125 (125/235 \simeq 0.53)	142 (142/274 \simeq 0.52)
	Problem 4.2 with $\beta = 5$	98.5 (98.5/235 \simeq 0.42)	108 (108/274 \simeq 0.39)
	Problem 4.2 with $\beta = 10$	88.5 (88.5/235 \simeq 0.38)	95.5 (95.5/274 \simeq 0.35)
	Problem 4.2 with $\beta = 50$	81.0 (81.0/235 \simeq 0.34)	83.0 (83.0/274 \simeq 0.30)
1000	Problem 4.1	274 (274/274 = 1)	285 (285/285 = 1)
	Problem 4.2 with $\beta = 2$	178 (178/274 \simeq 0.65)	191 (191/285 \simeq 0.67)
	Problem 4.2 with $\beta = 5$	158 (158/274 \simeq 0.58)	166 (166/285 \simeq 0.58)
	Problem 4.2 with $\beta = 10$	149 (149/274 \simeq 0.54)	158 (158/285 \simeq 0.55)
	Problem 4.2 with $\beta = 50$	141 (141/274 \simeq 0.51)	—

Table 1: Press times $\min\{t_n \mid \ell - x_{n-N} < 1\}$ and $\min\{t_n \mid \ell - x_{n-N} < 0.1\}$ for Problems 4.1 and 4.2 with $\beta = 2, 5, 10, 50$, $\tau = 40$, $v_{\max} = 10$, and $\Delta t = 0.5$. For Problem 4.2 with $\beta = 50$ and $\ell = 1000$, the trajectory stalled approximately 0.2 units short of the target within the simulation period.

[5, 8] analyze DDEs of the type

$$\frac{dz}{dt}(t) = f(z(t))h(z(t-1)).$$

In this section, we explain how the mathematical analysis and overshoot conjecture for DDEs in Section 3 can be applied to the blow-up problem for solutions of DDEs of the above type.

For the nondimensionalized system (3.3), applying the variable transformation $z = \frac{1}{1-u}$ and noting that $\frac{du}{dt} = z^{-2} \frac{dz}{dt}$, we obtain

$$\begin{cases} \frac{dz}{dt}(t) = w_0 \frac{(z(t))^2}{(z(t-1))^\beta} & \text{if } t > 1, \\ z(t) = \frac{1}{1-w_0 t} & \text{if } 0 \leq t \leq 1, \end{cases} \quad (5.1)$$

In this formulation, whether or not u overshoots (i.e., exceeds 1) corresponds to whether or not z blows up in finite time.

From Theorem 3.2, we can deduce that if blow-up occurs, the blow-up rate satisfies $z(t) \sim \frac{c}{t_* - t}$ as $t \rightarrow t_*$, which is of the same order as the blow-up rate of the ordinary differential equation $z'(t) = \alpha z(t)^2$.

Theorem 5.1. *Suppose that $h \in C^0((0, \infty))$ with $h(s) > 0$ for $s > 0$. Let $a, t_* \in \mathbb{R}$ with $a+1 < t_*$. Assume that $z \in C^0([a, t_*]) \cap C^1([a+1, t_*))$, $z(t) > 0$, and*

$$\frac{dz}{dt}(t) = (z(t))^2 h(z(t-1)) \quad (a+1 \leq t < t_*).$$

If $z(t) \rightarrow \infty$ as $t \rightarrow t_*^-$, then

$$z(t) = \frac{c}{t_* - t} + o\left(\frac{1}{t_* - t}\right) \quad \text{as } t \rightarrow t_*^-, \quad (5.2) \quad \text{which implies the asymptotic behavior (5.2).} \quad \square$$

where $c := h(z(t_* - 1))^{-1} > 0$, and o is Landau's symbol.

Proof. Define

$$y(t) := \begin{cases} -\frac{1}{z(t)} & (a \leq t < t_*) \\ 0 & (t = t_*). \end{cases}$$

Then $y \in C^0([a, t_*])$ and $y(t_*) = 0$.

For $a+1 \leq t < t_*$, we compute

$$\begin{aligned} \frac{dy}{dt}(t) &= \frac{1}{z(t)^2} \cdot \frac{dz}{dt}(t) \\ &= \frac{1}{z(t)^2} \cdot (z(t))^2 h(z(t-1)) \\ &= h(z(t-1)). \end{aligned}$$

In particular, we obtain

$$\lim_{t \rightarrow t_*^-} \frac{dy}{dt}(t) = h(z(t_* - 1)) = c^{-1} > 0.$$

Thus, $y \in C^1([a+1, t_*])$ and $\frac{dy}{dt}(t_*) = c^{-1}$. Hence, we compute

$$\begin{aligned} \lim_{t \rightarrow t_*^-} (t_* - t)z(t) &= \lim_{t \rightarrow t_*^-} \frac{t_* - t}{-y(t)} \\ &= \lim_{t \rightarrow t_*^-} \frac{t_* - t}{y(t_*) - y(t)} \\ &= \left(\frac{dy}{dt}(t_*) \right)^{-1} = c, \end{aligned}$$

Remark 5.2. In Theorem 5.1, if $h(s) = w_0 s^{-\beta}$, then for $t \in (t_* - \varepsilon, t_*)$ (with $\varepsilon > 0$ sufficiently small), the function $u(t) = 1 + y(t)$ satisfies $u(t) \in (0, 1)$ and

$$\begin{aligned} \frac{du}{dt}(t) &= \frac{dy}{dt}(t) = h(z(t-1)) \\ &= h\left(\frac{1}{1-u(t-1)}\right) = w_0(1-u(t-1))^\beta, \end{aligned}$$

which is exactly the same equation as (3.4). This shows that Theorem 5.1 is simply an alternative formulation of Theorem 3.2.

Furthermore, Conjecture 3.3 suggests a complete characterization of blow-up behavior in terms of the initial parameter w_0 . Specifically, it predicts the existence of a critical threshold $g(\beta)$ that determines whether finite-time blow-up occurs. Using the transformation $z = \frac{1}{1-u}$, the behavior described in Conjecture 3.3 can be directly translated into statements about the blow-up properties and comparison principles for solutions of (5.1).

Proposition 5.3. *Assume that Conjecture 3.3 holds. Let $g(\beta)$ and $T_* = T_*(\beta, w_0) > 0$ be as described in Conjecture 3.3. For $\beta \geq 1$, the solution $z(t; \beta, w_0)$ of (5.1) satisfies the following properties.*

(i) *For $w_0 \in (g(\beta), 1)$, it holds that*

$$z(t; \beta, w_0) \begin{cases} < \infty & (0 \leq t < T_*) \\ \rightarrow \infty & (t \rightarrow T_*^-). \end{cases}$$

(ii) *For $w_0 \in (0, g(\beta)]$, it holds that*

$$z(t; \beta, w_0) \begin{cases} < \infty & (t \geq 0) \\ \rightarrow \infty & (\text{as } t \rightarrow \infty). \end{cases}$$

(iii) *The comparison properties*

$$\begin{aligned} w_0 &< \tilde{w}_0 \\ \Rightarrow z(t; \beta, w_0) &< z(t; \beta, \tilde{w}_0) \quad (t > 0) \end{aligned}$$

and

$$\begin{aligned} \beta &< \tilde{\beta} \\ \Rightarrow z(t; \beta, g(\beta)) &< z(t; \tilde{\beta}, g(\tilde{\beta})) \quad (t > 0) \end{aligned}$$

hold.

6 From Industrial Challenge to Mathematical Development

In this study, we investigated the press control problem in straightening machines—used to reduce post-heat-treatment warping and improve the linear accuracy of automotive shafts—from a mathematical viewpoint. Among various factors affecting the control performance, we focused on the small but non-negligible time delay caused by communication and information processing between the machine and the control system. This analysis was grounded in empirical data from actual industrial equipment. To address this, we proposed a novel control strategy that generalizes conventional linear velocity control to a polynomial β -control of arbitrary degree $\beta \geq 1$.

The proposed control strategy led to a mathematical formulation as a delay differential equation (DDE) problem, with the initial velocity serving as a control parameter. In Subsection 3.1, we introduced a nondimensionalized version of the model and rigorously established several fundamental mathematical properties: the global existence of a unique solution, and the characterization of overshoot behavior. These results provide a solid theoretical foundation for analyzing the control problem.

In Subsection 3.2, numerical simulations revealed the existence of a threshold initial velocity $w_0 = g(\beta)$ that determines whether overshoot occurs, depending on the value of β . These observations were formulated as a mathematical conjecture in Subsection 3.3, which also included partial evidence supporting its validity.

In Section 4, we proposed a new algorithm for the press control problem under a maximum velocity constraint, utilizing this conjecture, and demonstrated its effectiveness through numerical examples. Furthermore, in Section 5, we showed that our analysis and the conjecture in Section 3 are closely related to the finite-time blow-up phenomenon in the solutions of DDEs, derived an estimate of the blow-up rate, and showed the existence of a threshold value that would hold if the conjecture is true.

This study not only addressed a real-world industrial challenge through mathematical modeling and control design, but also con-

tributed new theoretical insights into the dynamics of delay differential equations. It is widely recognized that the collaboration between industry and mathematics will become increasingly important in the future. Though modest, we believe this study represents a meaningful first step in contributing to such interdisciplinary efforts.

As for future mathematical directions, a rigorous proof of Conjecture 3.3 remains an important task. Additionally, the relationship between control and blow-up behavior in DDEs (Section 5) is still an underexplored area, and further research is highly anticipated.

Acknowledgement

This research originated from discussions held at the Study Group for Industrial Problems, hosted by the Graduate School of Mathematical Sciences, the University of Tokyo. The workshop was held over several one-week sessions between February 2014 and February 2024. The authors would like to thank the participants for their valuable contributions during these sessions.

The industrial context and motivation for this research were provided through collaborative discussions with engineers from Towa Seiki Co. Ltd. The data and technical insights obtained through this collaboration played a crucial role in shaping the direction of the study.

This work was partially supported by Towa Seiki Co., Ltd. M.Y. was supported by JSPS KAKENHI Grant Numbers JP20H00117 and JP21K18142. Y.L. was supported by JSPS KAKENHI Grant Numbers JP22K13954, JP23KK0049 and Guangdong Basic and Applied Basic Research Foundation (No. 2025A1515012248).

References

- [1] K. J. Åström and T. Hägglund, *PID Controllers: Theory, Design and Tuning*, Instrument Society of America, 1995.
- [2] R. D. Driver, *Ordinary and delay differential equations*, Springer-Verlag, New York-Heidelberg, 1977.
- [3] A. O’Dwyer, *Handbook of PI and PID Controller Tuning Rules*, 3rd ed., Imperial College Press, 2009.
- [4] A. Eremin, E. Ishiwata, T. Ishiwata, and Y. Nakata, Delay-induced blow-up in a planar oscillation model, *Japan J. Indust. Appl. Math.* 38, 1037–1061, 2021.
- [5] K. Ezzinbi and M. Jazar, Blow-up results for some nonlinear delay differential equations. *Positivity* 10, 329–341, 2006.
- [6] J. K. Hale and S. M. Verduyn Lunel, *Introduction to Functional Differential Equations*, Springer New York, 1993.
- [7] K. Ikeda and K. Matsumoto, High-dimensional chaotic behavior in systems with time-delayed feedback, *Physica D: Nonlinear Phenomena* 29(1), 223–235, 1987.
- [8] T. Ishiwata, Y. Nakata, A note on blow-up solutions for a scalar differential equation with a discrete delay, *Japan J. Indust. Appl. Math.* 39, 959–971, 2022.
- [9] R. Kawai, [A Model and Mathematical Analysis of Shape Changes by Pressurization Process] Kaatsu shori ni yoru keijohenka moderu to sugaku kaiseki (in Japanese), Master thesis, 2016.
- [10] V. Kolmanovskii and A. Myshkis, *Applied Theory of Functional Differential Equations*, Springer Dordrecht, 1992.
- [11] V. Lakshmikantham and S. Leela, *Differential and Integral Inequalities - Theory and Applications*, Vol. II, Academic Press, 1969.
- [12] Y. Liu, M. Kimura, M. Yamamoto, Shakai renkei to sūgaku: Kenkyū no shin tenkai (dai 6 kai) hizumitori purosesu no saiteki na arugorizumu kōchiku: Shafuto o masugu ni suru (zoku) [Social collaboration and mathematics: New developments in research (Part 6) Optimal algorithm construction for the straightening process: Making the shaft straight (continuation)], *Sūgaku seminar*, 55(2), 70–75, 2016. (in Japanese)
- [13] M. C. Mackey and L. Glass, Oscillation and chaos in physiological control systems, *Science* 197, 287–289, 1977.

- [14] H. Wernecke, B. Sándor, and C. Gros, Chaos in time delay systems, an educational review, Physics Reports 824, 1–40, 2019.
- [15] M. Yamamoto, M. Kimura, R. Kawai, Shakai renkei to sūgaku: Kenkyū no shin tenkai (dai 7 kai) hizumitori puroseshu no saiteki na arugorizumu kōchiku (ketsu) danmen keijō no kettei [Social collaboration and mathematics: New developments in research (Part 7) Optimal algorithm construction for the straightening process (final) determination of cross-sectional shape], Sūgaku seminar, 55(5), 66–72, 2016. (in Japanese)