

Accelerating Quantum Monte Carlo Calculations with Set-Equivariant Architectures and Transfer Learning

Manuel Gallego^{1,2}, Sebastián Roca-Jerat^{1,3}, David Zueco^{1,3},
Jesús Carrete^{1,3}

E-mail: jcarrete@unizar.es

¹ Instituto de Nanociencia y Materiales de Aragón (INMA), CSIC-Universidad de Zaragoza, Zaragoza 50009, Spain

² Departamento de Física Teórica, Universidad de Zaragoza, Zaragoza 50009, Spain

³ Departamento de Física de la Materia Condensada, Universidad de Zaragoza, Zaragoza 50009, Spain

Abstract. Machine-learning (ML) ansätze have greatly expanded the accuracy and reach of variational quantum Monte Carlo (QMC) calculations, in particular when exploring the manifold quantum phenomena exhibited by spin systems. However, the scalability of QMC is still compromised by several other bottlenecks, and specifically those related to the actual evaluation of observables based on random deviates that lies at the core of the approach. Here we show how the set-transformer architecture can be used to dramatically accelerate or even bypass that step, especially for time-consuming operators such as powers of the magnetization. We illustrate the procedure with a range of examples of increasing complexity, from the classical Ising model to quantum systems with long-range interactions, and comprising both regressions (to predict observables) and classifications (to detect phase transitions). Moreover, we show how transfer learning can be leveraged to reduce the training cost by reusing knowledge from different systems and smaller system sizes.

Keywords: variational quantum Monte Carlo, machine learning, set transformer, transfer learning, spin systems

Submitted to: *Mach. Learn.: Sci. Technol.*

1. Introduction

The explosion of machine learning (ML) in the last two decades has had an extensive and deep impact on condensed matter physics and materials science, with every new advance in architectures and training quickly finding applications in those disciplines [1, 2]. A good illustration is provided by the introduction of advanced regression models as interatomic potentials with ab-initio quality, starting with basic multilayer perceptrons [3] and moving towards sophisticated equivariant graph neural networks [4]. Classification models have been equally prolific, with abundant examples of applications for the analysis of spectroscopic data, as a close analogue of image classification tasks [5]. Likewise, generative models have found many natural uses, some closely related to more mainstream tasks – like the generation of candidate crystalline structures [6], analogous to image or video generation – and some field-specific – such the creation of Boltzmann generators based on normalizing flows to efficiently sample the phase space of classical systems [7].

In the last years, ML strategies have also been deployed to assist in the QMC-based exploration of the rich physics of systems beyond the reach of analytical solutions. Specifically, very general functional forms for regression and methods to train them efficiently have appeared on the scene, which can be used as flexible variational ansätze for a search of the ground state through parametric minimization. The process is similar to – and can therefore reuse part of the machinery developed for – the stochastic minimization of a loss function when training a typical ML regression model, albeit with some important modifications. Firstly, the geometry of the quantum ground state problem favors stochastic reconfiguration [8, 9], a minimization method harnessing more information about the target function than standard ML minimizers like ADAM [10]. More importantly, the quantity being minimized is not a metric of the difference with the ground truth for a predefined set of inputs but a physical quantity. Hence, the concerns about data availability that might be present in an ML regression setting are replaced by the complexity of sampling from the ground-state probability density function and evaluating the expected value of the Hamiltonian and other operators based on those samples. That complexity remains one of the causes of bottlenecks in variational QMC.

More specifically, both during and after training of a model for a finite-dimensional quantum system, the expected value of an operator \mathcal{O} in a state $|\psi\rangle$ is evaluated using its expansion on the computational basis $\mathcal{C} = \{|\nu\rangle\}$:

$$\begin{aligned} \langle \mathcal{O} \rangle_\psi &= \langle \psi | \mathcal{O} | \psi \rangle = \sum_{\nu, \mu \in \mathcal{C}} \langle \psi | \nu \rangle \langle \nu | \mathcal{O} | \mu \rangle \langle \mu | \psi \rangle = \\ &= \sum_{\nu \in \mathcal{C}} |\psi(\nu)|^2 \left[\frac{1}{\psi(\nu)} \sum_{\mu \in \mathcal{C}} \psi(\mu) \langle \nu | \mathcal{O} | \mu \rangle \right] \end{aligned} \quad (1)$$

with $\psi(\mu) = \langle \mu | \psi \rangle$. In a QMC context, $\langle \mathcal{O} \rangle_\psi$ is estimated from a finite sample of $|\nu\rangle$ randomly extracted from \mathcal{C} with a Markov chain that approximates the distribution

induced by ψ . The term in square brackets is known as the local estimator \mathcal{O}_ν , and in practice only involves a sum over the small subset of $\mu \in \mathcal{C}$ connected to each ν through \mathcal{O} . For operators built as linear combinations of Pauli strings [11] the relevant μ are easy to enumerate by exploring all possible spin orientations at the sites affected by each string. For instance, when evaluating the local estimators of the total magnetization along OZ (the quantization axis), $\mathcal{M}^{(z)} = \sum_{i=1}^N \sigma_i^{(z)}$, for a system of N spin-1/2 sites, only $|\mu\rangle = |\nu\rangle$ makes a nonzero contribution, whereas to evaluate $\mathcal{M}^{(x)} = \sum_{i=1}^N \sigma_i^{(x)}$, the N states obtained from $|\nu\rangle$ by a single spin flip have to be taken into account. Therefore, evaluating the expectation value of operators involving more sites incurs a geometrically increasing cost, with important implications for the extensibility of the method. As an example, if \mathcal{H} is the Hamiltonian of a J_1 - J_2 Heisenberg model, then each \mathcal{H}_ν involves N^2 states, and thus obtaining the expectation value of \mathcal{H}^3 required to refine an estimate of the ground state through a single Lanczos iteration has N^6 complexity, rendering the practicality of the procedure questionable and prompting the design of workarounds [12]. This is compounded by the fact that, in short-ranged models, successive powers of \mathcal{H} are progressively less sparse, increasing the cost of each individual matrix element as well.

In this paper we present an accelerated approach to the calculation of expectation values by making more efficient use of the samples drawn from $|\psi|^2$. The core of our strategy is an architecture developed as a universal, efficient approximation to set-equivariant functions, the set transformer [13], used as the backbone of permutation-invariant regression models. We also show how to build a classifier to detect phase transitions. The calculation of each expectation value using the training architecture is three to four orders of magnitude faster than the direct approach. In addition to analyzing the performance of these models, we discuss how to build them more efficiently by amortizing the training cost over ranges of Hamiltonian parameters, numbers of samples and system sizes: for instance, after pretraining for a chain of 50 spins, extending the model to 100 and 150 spins only requires an additional 70% computational effort.

The next section gives the details of our methods. We then present the results from our regression and classification experiments; finally, we discuss the conclusions.

2. Method

2.1. The Set Transformer Architecture

Our goal is to build regression models $f_{\mathcal{O}}(\mathcal{S} \subset \mathcal{C})$ to efficiently evaluate MC expectation values of the form expressed by (1) over a random sample \mathcal{S} from the computational basis \mathcal{C} . We also aim to develop classification models taking \mathcal{S} as their input and emitting a verdict about the phase of the system (*i.e.*, to answer whether it is ferromagnetic or not). A key design consideration of such models is that they treat \mathcal{S} as a set, *i.e.*, the answer can only depend on which elements of \mathcal{C} are included in \mathcal{S} . Therefore, the

functional form of the regressions and classifications must be completely permutation invariant and allow for a variable number of samples in \mathcal{S} .

The deep sets theorem [14] states that a universal form of a permutation-invariant $f_{\mathcal{O}}(\mathcal{S})$ is

$$f_{\mathcal{O}}(\mathcal{S}) = G \left[\sum_{\nu \in \mathcal{S}} g(|\nu|) \right].$$

Hence, in principle a permutation-invariant regression model could be built by choosing and training sufficiently general ML models to take the roles of g and G . This has been successfully exploited in ML force fields [15], where the inputs are atomic coordinates and types, the output is the system’s potential energy, and G is taken as the identity to create an additive architecture. However, in a more general setting the scalability and expressive power of actual realizations of this construction based on finite models are quite limited [16], and the same applies to slight variations using set-pooling functions other than the sum.

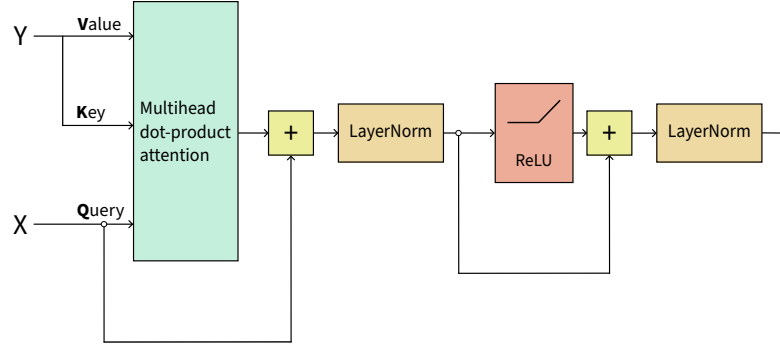
A more practically oriented approach to permutation invariance that still results in an universal approximator of set-invariant functions is the set transformer [13], derived from the extremely successful transformer architecture [17]. The set transformer can be described starting from a conventional multihead dot-product attention block with LayerNorm normalization [18] but without any positional encoding [19] or dropout [20]. We will denote that block as MAB(\mathbf{X}, \mathbf{Y}), where \mathbf{X} and \mathbf{Y} are two arrays of n d -dimensional tokens each, with \mathbf{X} being used to generate the queries and \mathbf{Y} being used to generate the keys and values of the attention mechanism. This basic MAB block is then used to build two different kinds of higher-level components: permutation-equivariant set-attention blocks and permutation-invariant pooling blocks. A full set transformer contains an encoder pipeline in the form of a stack of set-equivariant blocks followed by a set-invariant decoder stage producing the final output.

A set-equivariant block can be straightforwardly built by turning the multihead attention block into a self-attention block by short-circuiting its inputs SAB(\mathbf{X}) = MAB(\mathbf{X}, \mathbf{X}); in fact, it is this well-known property of the dot-product self attention that motivates the introduction of positional encodings in applications where neighborhood relations between input tokens are important and therefore set equivariance is undesirable. However, the scalability of this simple SAB is poor and a more performance-oriented alternative is the induced set attention block ISAB $_m$ (\mathbf{X}) = MAB[X, MAB(\mathbf{I}, \mathbf{X})], where \mathbf{I} is a set of $m < n$ trainable inducing points.

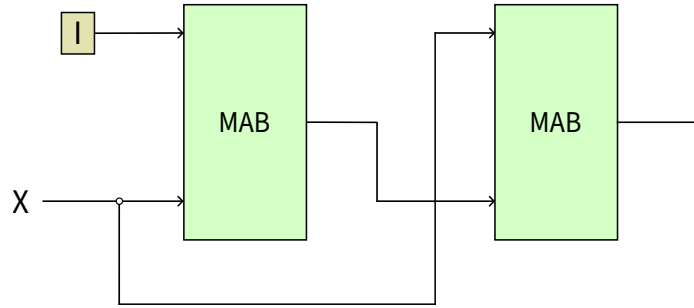
Regarding the invariant decoder stage, its key component is a block that performs pooling by multihead attention, specified as PMA $_k$ (\mathbf{X}) = MAB[$\mathbf{S}, \text{FF}(\mathbf{X})$], where \mathbf{S} is an array of k trainable seed vectors and FF is an arbitrary feed-forward block acting row by row. Further processing can be done on the output of this block, for instance by applying an SAB.

The building blocks of the set transformer are schematically represented in Figure 1; following the original recipe of the set transformer [13], in this work we employ

Multihead attention block (MAB):



Induced set attention block (ISAB):



Pooling by multihead attention (PMA):

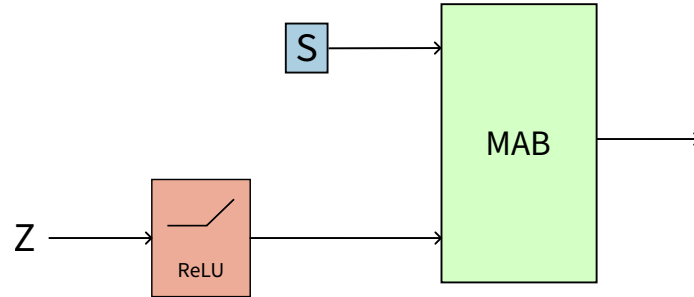


Figure 1: Diagrams illustrating the structure of the main blocks of the set transformer. As described in the text, \mathbf{S} and \mathbf{I} are also trainable inputs.

implementations of the set transformer where each processing component is simply a non-linear unit, more specifically a ReLU [21].

It is important to note that a model whose inputs are sampled configurations of spins disregards all information about the phase of the wave function and, more specifically, cannot discriminate between two wave functions $|\psi\rangle$ and $|\phi\rangle$ such that $|\psi(\mu)| = |\phi(\mu)| \forall \mu \in \mathcal{C}$. For general complex wave functions the missing information can be incorporated into the input by appending the full complex value of $\psi(\mu)$ after the spin configuration; however, in this work, where our goal is to introduce and validate the method, we focus on Hamiltonians for which this extension is not necessary. This is partly because the relevant pieces of information can be learned during training, and partly because of the connection between modulus and sign changes for real wave

functions that behave smoothly with respect to a parameter of the Hamiltonian.

2.2. Our Regression and Classification Models

We use two specific set transformer models, one for regression and one for classification. Our classifier contains an encoder stage made up of a 5-head SAB followed by a 10-head SAB, a decoder stage comprising a 5-head, single-seed PMA followed by two 10-head SABs with a LayerNorm between them, a linear layer to generate the logits, and a SoftMax layer to generate the final output. When we apply this model to label phases as antiferromagnetic, ferromagnetic or paramagnetic, we obtain better results by using a sequence of two binary classifiers than by resorting to a direct ternary classifier. The first of those classifiers sets aside paramagnetic states; the remaining ones are passed on to the second classifier, which then discriminates between ferromagnetic and antiferromagnetic states.

The inputs to the classifier are arrays with dimensions $n_{\text{samples}} \times N$ and values ± 1 representing the two possible spin orientations. Each sample is divided into fixed-sized tokens that make up the basic units the NNs act on. An attention mask is used across all models to allow inputs with different numbers of samples up to a maximum. The remaining input slots are filled with padding values and are guaranteed not to be attended to.

Our regression model is similar, albeit with two differences: first, the SoftMax layer is absent and the linear layer preceding it has a single output; second, a trainable embedding layer of width 2 is inserted immediately after the input. This embedding improves the performance of the model in the context of transfer learning where, as detailed later, the computational basis is augmented with a third possible value for each individual spin meaning “not present”.

2.3. Hamiltonian, Ansatz and Ground-State Search

Our model system is a one-dimensional chain of N spins with $s = 1/2$, periodic boundary conditions and long-range interactions expressed by the Hamiltonian

$$\mathcal{H} = \sum_{ij}^N J_{ij} \sigma_i^{(z)} \sigma_j^{(z)} - h \sum_i^N \sigma_i^{(x)}. \quad (2)$$

Here, h is an external magnetic field and the coupling between spins decays following a power law

$$J_{ij} = \begin{cases} \frac{J}{\eta} & \text{if } i = j \\ \frac{J}{\eta|i-j|^\alpha} & \text{otherwise,} \end{cases} \quad (3)$$

where $|i - j|$ must be understood in the context of the periodic boundary conditions and $\eta = 1 + \sum_{j=1}^N j^{-\alpha}$. Thus, the three key parameters of the model are the size, *i.e.* the

number of spins, N ; the ratio J/h that controls the strength of the interactions between spins, and α , which determines how fast those interactions decay with distance. The role of the Kac renormalization factor, η , is to render the model extensive with respect to N [22, 23].

We choose this model because it provides a tunable interpolation between two paradigmatic and exactly solvable limits: the transverse-field Ising model with nearest-neighbor interactions, recovered in the limit $\alpha \rightarrow \infty$, and the fully-connected Lipkin-Meshkov-Glick (LMG) model at $\alpha = 0$. The former is not only analytically tractable but also serves as the standard benchmark for quantum simulations using both machine learning and other numerical techniques. The latter is also exactly solvable and well understood, offering a complementary point of comparison. By continuously varying α , the model exhibits a rich phenomenology arising from the interplay between interaction range and quantum fluctuations. For $\alpha > \alpha^*$, the system behaves effectively as short-range, while for $\alpha \in (0, 1)$ strong long-range effects emerge, with η diverging as a function of system size N , thus becoming essential to recover the thermodynamic limit as $N \rightarrow \infty$. In between those, a weak long-range regime appears. Moreover, the model has recently been studied across the full range of α using a variety of methods including QNNs [24, 25, 26, 27], enabling us to benchmark our results and quantify the numerical speedup achieved by our approach.

To find the ground state of the Hamiltonian in (2) we optimize the parameters of a neural-quantum-state ansatz. In particular, we choose a flexible functional form based on the vision transformer (ViT [28]), another widely used specialization of the transformer architecture. In our model, the projection of state $|\psi\rangle$, represented by the ansatz, on element $|s\rangle$ of the computational basis is determined through the following steps:

- (i) $|s\rangle$ is encoded as a length- N floating-point array \mathbf{x}_{in} with values ± 1 .
- (ii) \mathbf{x}_{in} is split into a sequence of length- d tokens.
- (iii) Each token is processed by a trainable, linear embedding layer into a length- d_{emb} array.
- (iv) The processed tokens are normalized by a LayerNorm [18] and fed into an MAB with H heads. The attention models the interaction between tokens. To make this interaction respect translational symmetry, the attention is parameterized by a circulant matrix.
- (v) The results are further processed, in parallel, by a multilayer perceptron (MLP).
- (vi) The previous two steps are repeated a preset number of times. Each independently trainable combination of a MAB and an MLP is termed a “core block” of the model.
- (vii) The results of the last core block are passed through a simple pooling operation consisting of a log-cosh layer and a sum over tokens.
- (viii) That unified output is processed by a last MLP and a final layer that multiplies the result by a trainable factor and adds a trainable offset to generate an unnormalized version of $\langle s | \psi \rangle$.

As in the case of the set transformer, within each core block, two ResNet-style shortcuts [29] allow the network to be trained to bypass the mixing and processing steps if necessary to improve performance and therefore avoid the drawbacks of increased network depth. To enforce translation symmetry also at the intra-token level, the sequence above is repeated d times with the input shifted by one position each time with respect to the previous one, so that every spin occupies all possible positions within each token, and the final output is taken as the average of those d runs.

The architecture employed to find the ground states is defined by the set of parameters $d = N/10$, $d_{\text{emb}} = 14$ and $H = 2$. The MLP described in point (v) of the list above is made up of 3 layers. Each one of them consists of a dense layer to which a LayerNorm operation is applied, followed by the Swish activation function [30]. Finally, the last MLP – from point (viii) – is a single layer, like the ones just described, that reduces the dimension from $d_{\text{emb}} = 14$ to $d_{\text{MLP}} = 5$. This neural-quantum-state ansatz is constructed using the FLAX neural-network library [31], running on top of JAX [32]. The training is carried out through the library NETKET [33], which also takes care of the MC sampling. A total of 500 iterations are used to find the ground states. In each of these iterations, the expected value of \mathcal{H} is estimated according to (1) using 4096 samples spread over 1024 independent Markov chains. The optimization protocol chosen is stochastic gradient descent (SGD) with a learning rate λ , combined with the stochastic reconfiguration (SR) method [34], characterized by a stabilizing parameter called diagonal shift that we denote as Δ_{sr} . For both λ and Δ_{sr} we define custom schedules with OPTAX [35]. The protocol designed for λ is defined by an initial value of the learning rate, $\lambda_0 = 0.1$, a maximum value $\lambda_{\text{max}} = 5.0$ that it attains after $n_{\text{warm}} = 75$ iterations with a linear warm-up, and an exponential decay with ratio $\gamma = 0.995$. For the diagonal shift Δ_{sr} we employ a linear schedule with an initial value of $\Delta_{\text{sr}} = 10^{-2}$ and a final value of $\Delta_{\text{sr}} = 10^{-4}$. The code that reproduces the ground state generation is available on GitHub [36].

2.4. Data Generation and Training Procedures

In order to train the set transformers for the different tasks defined above, we generate ground states from different configurations of (2) following the procedure outlined in the previous section.

In the case of the classification task, we run calculations for the whole gamut of model parameters for chains of 50 spins, covering values of α from 0 to 6 with a step size $\delta\alpha = 0.4$, thus creating a reference for the ground truth of the model in all its complexity. We also explore values of J/h from -5 to 10 , with $\delta(J/h) = 0.375$, which is likewise enough to sample all the magnetic phases of the system.

To perform the training of the classifier architecture, we use only states with $\alpha \in \{0, 3.2, 6\}$. We augment the training set, increasing the number of its elements by a factor of five, through a subsampling aggregation scheme where in each iteration we choose a member of the original training set, draw a uniform random integer between

1 and 1024 and then sample a random subset with that cardinal. This same technique is applied to the validation and test sets. The learning process is driven by an Adam optimizer with a fixed value of 5×10^{-5} for the learning rate and had a total duration of 500 epochs.

Regarding the regression targets, we define the generalized magnetization as

$$\hat{\mathbf{m}}_z = \begin{cases} \frac{1}{N} \sum_{i=1}^N \sigma_z^i & J < 0, \\ \frac{1}{N} \sum_{i=1}^N (-1)^i \sigma_z^i & J > 0. \end{cases}$$

The two cases correspond to the regular and staggered magnetizations, respectively. We train three networks to predict the first and second moments of this quantity, $\langle \hat{\mathbf{m}}_z^2 \rangle$ and $\langle \hat{\mathbf{m}}_z^4 \rangle$, as well as the second Rényi entanglement entropy $\hat{S}_2 = -\log_2\{\rho_A^2\}$. All three networks have the same architecture, described in (2.2). We begin by analyzing the second and fourth moments of the generalized magnetization over a broad range of values for α and J . The focus of this analysis is on the overall behavior of these quantities, rather than on the detailed features near phase transitions, which are addressed separately. The models are trained using system states corresponding to the same set of α values used for the classifier. To ensure that the network remains effective across configurations with varying total sample counts, data augmentation is applied to the training, validation, and test sets.

The second stage in applying the regressor model consists in analyzing the behavior of the expected values of both the second moment of the magnetization and the entanglement entropy in the vicinity of the critical point. To this end, we generate new reference ground states near the phase transition for each system with $\alpha \in \{1.66, 1.7, 2.5, 6\}$, considering spin chains of lengths 50, 100, and 150 [26]. This finer grid allows us to capture the intricate features of the ground state and the order parameter across the transition, which constitute the most challenging regions of the parameter space. For training, we only use the states corresponding to the extreme values $\alpha \in \{1.66, 6\}$ and apply data augmentation to enrich the dataset. For both observables, optimization was performed using stochastic gradient descent with a polynomial learning rate schedule.

The problem of calculating an accurate value for entanglement entropies, such as the second Rényi entanglement entropy in our case, remains challenging even within the QMC toolbox, since results usually present large fluctuations which may obscure properties like scaling laws with system size. A common workaround is to perform several runs for each case and extract more robust statistics. Here, we propose a similar procedure: for the training process, we perform the full QMC calculation five times for each pair $\{J/h, \alpha\}$ and obtain the corresponding five values of \hat{S}_2 . Then, we train the set transformer with these five estimates of the ground state, but all are labeled with the mean of these five values of \hat{S}_2 , instead of the individual calculations. The goal of this technique is to prevent the network from overfitting to unphysical fluctuations arising from QMC calculations.

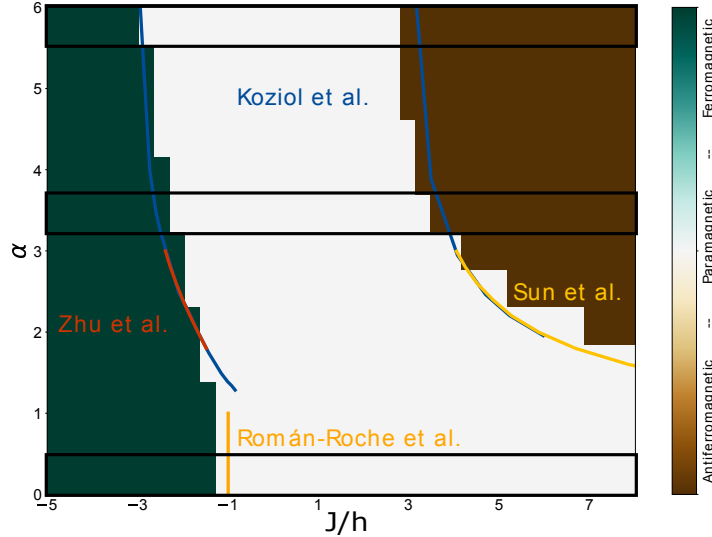


Figure 2: Results of the nested binary classification of states into paramagnetic, ferromagnetic and antiferromagnetic categories for a system of 50 spins throughout the ranges of α and J . This model was trained on $\alpha \in \{0, 3.2, 6\}$, highlighted with black rectangles, with up to 1024 samples per training point. Also shown are the phase boundaries extracted from Refs. [23, 37, 24, 38]

2.5. Transfer Learning

Accelerated classification and regression methods are particularly advantageous in the case of operators connecting large subsets of states that make the evaluation of (1) particularly expensive. Generating data to train these models is itself an expensive operation, especially for high-dimensional systems. It is therefore desirable to be able to leverage the commonalities between models of different sizes in the same family, generating training data predominantly from the smaller members of that family.

To make that kind of workflow possible, we need the ML model $f_{\mathcal{O}}(\mathcal{S} \subset \mathcal{C})$ to accept sets \mathcal{S} with samples of different length (although each \mathcal{S} is still homogeneous). Note that this is a different and additional requirement than just being able to accept sets with different cardinals, which is accomplished using attention masks. To allow the model to work with different numbers of spins we allow three spin values in the input, $\{0, 1, 2\}$, with 0 and 1 playing the roles previously assigned to ± 1 and 2 representing missing spins. We then add a trainable embedding layer after the input to map those to more optimal values for the ML models. We do not use masking along this dimension, but let the networks learn how to interpret the ternary input instead. Specifically, we start training the network with the data from states with 50 spins. Once this step is accomplished, we freeze the gradients of the main block of the architecture, and train only the final heads of the network to compute states composed of 100 and 150 spins.

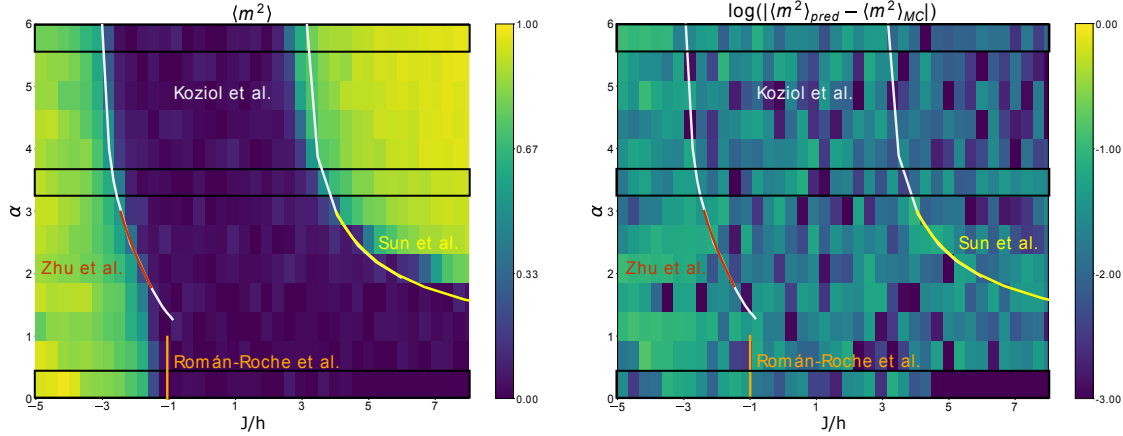


Figure 3: Regression results for the second moment of the magnetization for a system of 50 spins throughout the ranges of α and J . **Left:** $\langle m^2 \rangle$ predicted by the set transformer. **Right:** difference between the predictions and the results obtained via QMC calculations, in logarithmic scale. This model was trained on $\alpha \in \{0, 3.2, 6\}$, highlighted with black rectangles, with up to 1024 samples per training point. Also shown are the phase boundaries extracted from Refs. [23, 37, 24, 38].

Both of these subsequent training steps take about 1/3 less time than the first one.

3. Results

We first present the results of the phase-detection classifier in Figure 2, which also depicts the phase boundaries proposed in Refs. [23, 37, 24, 38], color coded according to their source. Despite being trained on only three values of α , the classifier works well across the whole spectrum of α . The border between the ferro- and paramagnetic regions is particularly well defined, while a few artifacts are visible in the case of the threshold between para- and antiferromagnetic ground-state configurations. Those may be partially attributable to a problem in the training data. The erroneous predictions are well separated from the threshold itself and can easily be identified as such.

Closely related to this classification is the regression model for $\langle m^2 \rangle$, whose results are shown in the left panel of Figure 3. The transitions among the three phases are again immediately visible and agree with previous results. Furthermore, the logarithm of the difference between the predicted results and those calculated with QMC is shown in the right side of Figure 3. The model seems to perform worst in the ferromagnetic phase, where errors can reach $\sim 15\%$, than in the other two phases of the system, and are primary located within certain bands, *e.g.* $\alpha \in \{1, 2, 6\}$. This correlates with the worse quality of the training data in the ferromagnetic region.

We now turn our attention to the fourth moment of the magnetization, a quantity that is computationally demanding to evaluate using QMC techniques for the reasons outlined in Section 2. As shown in the left panel of Figure 4, the set-transformer

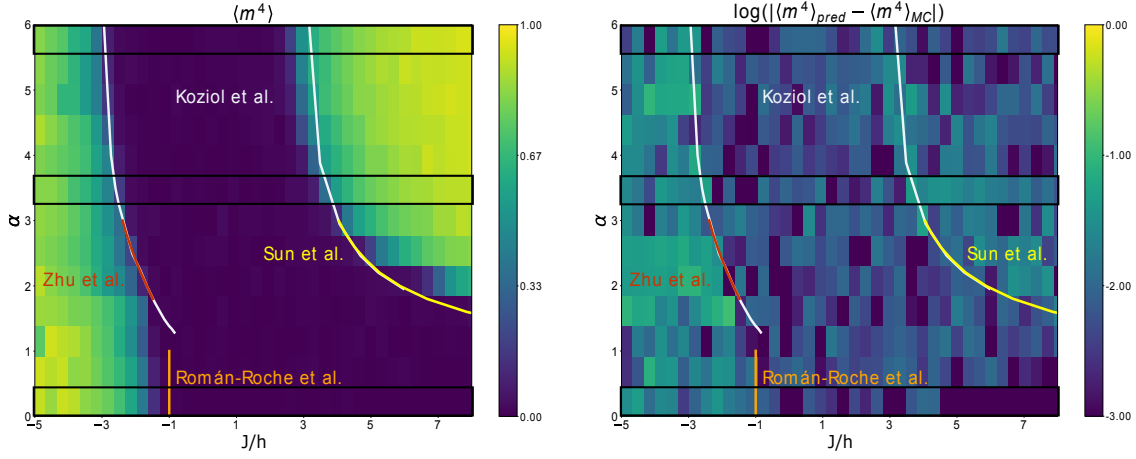


Figure 4: Regression results for the fourth moment of the magnetization for a system of 50 spins throughout the ranges of α and J . **Left** $\langle m^4 \rangle$ predicted by the set transformer. **Right** difference in logarithmic scale between the predictions and the results obtained via QMC calculations. This model is trained on $\alpha \in \{0, 3.2, 6\}$, highlighted with black rectangles, with up to 1024 samples per training point. Also shown are the phase boundaries extracted from Refs. [23, 37, 24, 38].

predictions remain accurate, and the right side of Figure 4 displays the logarithmic error with respect to the QMC results. Importantly, despite the higher computational cost associated with this observable, we observe no degradation in predictive performance compared to the magnetization. Again, we can see the worst predictions appear in the ferromagnetic phase of the system.

As explained in the previous section, for the second Rényi entanglement entropy, the set transformer was trained on a set of states where each pair $\{\alpha, J/h\}$ has five realizations, but each one of them is labeled by their mean entanglement entropy, instead of the individual values. This is done with the intention of averaging out the numerical fluctuations that arise from the QMC calculations, and at the same time enables us to get averaged outputs of a single state used as input once the regressor is trained, which drastically reduces the computation time. Furthermore, we employ a transfer-learning technique, as explained in Section 2.5, in order to reduce the training cost for the larger system sizes once the model has been trained on the shortest chain. The left panel of Figure 5 shows the predictions of the set transformer for the states of $\alpha = 2.5$ for system sizes of $N = 50, 100, 150$, where we also used a Savitzky-Golay filter [39], which allows us to better capture the trend with increased size as we approach the critical point. To further understand the increase of the entanglement with the system size at the phase transition, we study their relationship. In the right panel of Figure 5 we show the predicted logarithmic volume law calculated with the results of the set transformer. This result can be compared with those found in the literature, such as in [26], where the volume law reported was $\langle S_2 \rangle = 0.19 \log(N) + 0.01$.

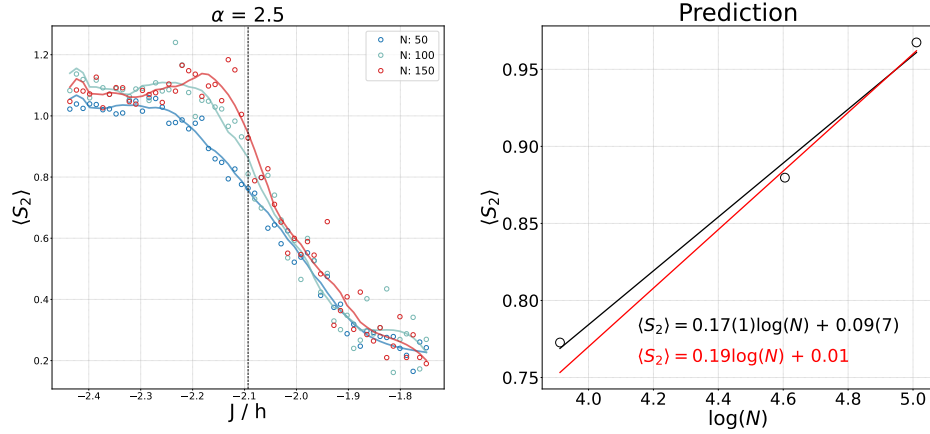


Figure 5: **Left:** dependence of the Rényi 2-entropy on the J parameter for three different chain sizes and a common value of $\alpha = 2.5$. The vertical dotted line represents the critical point of the system, which marks the transition from a ferromagnetic ordering to a paramagnetic one. This model is trained on $\alpha \in \{1.66, 6\}$ with up to 1024 samples per training point. Note that the results presented in this graph correspond to the predictions for a single data point, as opposed to the mean calculation over multiple realizations of each $\{\alpha, J/h\}$ pair. **Right:** variation of $\langle S_2 \rangle$ with the system size at the phase transition for $\alpha = 2.5$. The black circles show the set-transformer predictions, the black line is the linear regression against these points and the red line is the results from [26]

To further assess the predictive power of the model, we analyze the finite-size scaling behavior of the magnetization fluctuations $\langle \hat{m}_s^2 \rangle$. Near the critical point, this quantity is expected to scale with the system size N as

$$\langle \hat{m}_s^2(N, J) \rangle = N^{-2\beta/\nu} f(N^{1/\nu}(J - J_c)), \quad (4)$$

where ν and β are the standard critical exponents for the divergence of the correlation length and the order parameter, respectively. The function f is a universal scaling function accounting for finite-size effects. To extract the values of J_c , ν , and β , we perform a data collapse analysis using the Python library FSSA [40, 41].

Figure 6 presents the data collapse obtained from the set-transformer predictions and from our QMC calculations, both based on the same sampled ground states. Although the visual collapse of the regressor results appears less sharp than the QMC counterpart, Figure 6 shows that these results are consistent within the expected numerical uncertainties. Furthermore, the critical values extracted, summarized in Table 1, compare favorably with those reported in the literature.

4. Conclusion

In this work, we have explored the use of set-equivariant architectures – and, specifically, set transformers – for distinguishing quantum phases and predicting physical observables

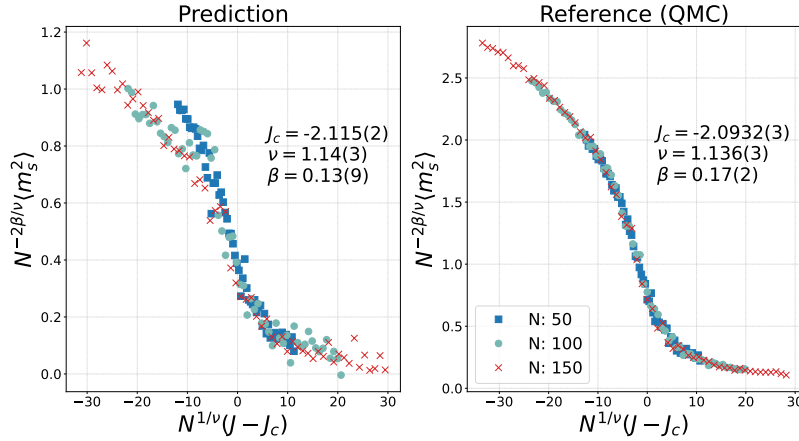


Figure 6: Collapses of $\langle m_s^2 \rangle$ **Left:** collapse of the results predicted with the set transformer along with the predicted critical exponents β, ν and the critical point J_c . This model was trained on $\alpha \in \{1.66, 6\}$ with up to 1024 samples per training point. **Right:** same set of results, calculated via QMC techniques.

FM-PM Transition at $\alpha = 2.5$			
Method	J_c	ν	β
Set-Transformer (Ours)	-2.115(2)	1.14(3)	0.13(9)
Our QMC Calculation	-2.0932(3)	1.136(3)	0.17(2)
Ref. [26]	-2.09(1)	1.08(9)	0.19(3)
Ref. [24]	-2.0878	1.1084	0.1880

Table 1: Critical parameters extracted from finite-size scaling analysis of magnetization fluctuations.

directly from raw quantum Monte Carlo samples. Our results demonstrate that this architecture can efficiently extract relevant features from limited data, enabling accurate phase classification and the estimation of quantities such as magnetization moments and entanglement entropy while speeding up the calculations by multiple orders of magnitude.

Furthermore, the model’s predictions were sufficiently accurate to investigate the scaling behavior of the entanglement entropy with system size, yielding results consistent with previous studies. We have also performed a finite-size scaling analysis by collapsing the predicted values of the generalized magnetization, thereby extracting the critical coefficients and the critical point of the model. Although the data collapse is not perfectly sharp, the extracted values agree well with those reported in the literature.

The accuracy of the model and its predictions is inherently limited by the quality of the ground states used in the training set, as insufficiently converged quantum

states introduce numerical noise. This noise may be inadvertently learned by the set transformer, effectively replacing relevant physical information with random patterns.

Acknowledgments

This study was supported by MCIN with funding from European Union NextGenerationEU (PRTR-C17.I1) promoted by the Government of Aragon. The authors acknowledge grant CEX2023-001286-S funded by MICIU/AEI /10.13039/501100011033.

- [1] Carleo G, Cirac I, Cranmer K, Daudet L, Schuld M, Tishby N, Vogt-Maranto L and Zdeborová L 2019 *Rev. Mod. Phys.* **91**(4) 045002
- [2] Malica C, Novoselov K S, Barnard A S, Kalinin S V, Spurgeon S R, Reuter K, Alducin M, Deringer V L, Csányi G, Marzari N, Huang S, Cuniberti G, Deng Q, Ordejón P, Cole I, Choudhary K, Hippalgaonkar K, Zhu R, von Lilienfeld O A, Hibat-Allah M, Carrasquilla J, Cisotto G, Zancanaro A, Wenzel W, Ferrari A C, Ustyuzhanin A and Roche S 2025 *Journal of Physics: Materials* **8** 021001 ISSN 2515-7639
- [3] Behler J and Parrinello M 2007 *Phys. Rev. Lett.* **98**(14) 146401
- [4] Batzner S, Musaelian A, Sun L, Geiger M, Mailoa J P, Kornbluth M, Molinari N, Smidt T E and Kozinsky B 2022 *Nature Commun.* **13** 2453
- [5] Choudhary K, DeCost B, Chen C, Jain A, Tavazza F, Cohn Ryan Park C W, Choudhary A, Agrawal A, Billinge S J L, Holm E, Ong S P and Wolverton C 2022 *npj Comput. Mater.* **8** 59
- [6] Luo X, Wang Z, Gao P, Lv J, Wang Y, Chen C and Ma Y 2024 *npj Comput. Mater.* **10** 254
- [7] Wirnsberger P, Papamakarios G, Ibarz B, Racanière S, Ballard A J, Pritzel A and Blundell C 2022 *Mach. learn.: Sci. Technol.* **3** 025009
- [8] Sorella S 1998 *Phys. Rev. Lett.* **80**(20) 4558–4561
- [9] Sorella S 2001 *Phys. Rev. B* **64**(2) 024512
- [10] Kingma D P and Ba J 2015 Adam: A method for stochastic optimization *3rd International Conference on Learning Representations, ICLR 2015, San Diego, CA, USA, May 7-9, 2015, Conference Track Proceedings (Preprint [arXiv:1412.6980](https://arxiv.org/abs/1412.6980))*
- [11] Reggio B, Butt N, Lytle A and Draper P 2024 *Phys. Rev. A* **110** 022606
- [12] Chen A and Heyl M 2024 *Nat. Phys.* **20** 1476–1481
- [13] Lee J, Lee Y, Kim J, Kosiorek A R, Choi S and Teh Y W 2019 Set transformer: A framework for attention-based permutation-invariant neural networks (*Preprint* [1810.00825](https://arxiv.org/abs/1810.00825))
- [14] Zaheer M, Kottur S, Ravanbakhsh S, Poczos B, Salakhutdinov R R and Smola A J 2017 Deep sets *Adv. Neural Inf. Process. Syst.* vol 30 ed Guyon I, Luxburg U V, Bengio S, Wallach H, Fergus R, Vishwanathan S and Garnett R (Long Beach, CA: Curran Associates, Inc.)
- [15] Carrete J, Montes-Campos H, Wanzenböck R, Heid E and Madsen G K H 2023 *J. Chem. Phys.* **158** 204801
- [16] Wagstaff E, Fuchs F, Engelcke M, Posner I and Osborne M A 2019 On the limitations of representing functions on sets *Proceedings of the 36th International Conference on Machine Learning (Proceedings of Machine Learning Research vol 97)* ed Chaudhuri K and Salakhutdinov R (Long Beach, CA: PMLR) pp 6487–6494
- [17] Vaswani A, Shazeer N, Parmar N, Uszkoreit J, Jones L, Gomez A N, Kaiser Ł and Polosukhin I 2017 Attention is all you need *Adv. Neural Inf. Process. Syst.* vol 30 ed Guyon I, Luxburg U V, Bengio S, Wallach H, Fergus R, Vishwanathan S and Garnett R (Curran Associates, Inc.)
- [18] Ba J L, Kiros J R and Hinton G E Layer normalization [arXiv:1607.06450](https://arxiv.org/abs/1607.06450) [stat.ML] (*Preprint* [1607.06450](https://arxiv.org/abs/1607.06450))
- [19] Shaw P, Uszkoreit J and Vaswani A 2018 *CoRR* [abs/1803.02155](https://arxiv.org/abs/1803.02155) (*Preprint* [1803.02155](https://arxiv.org/abs/1803.02155))
- [20] Srivastava N, Hinton G, Krizhevsky A, Sutskever I and Salakhutdinov R 2014 *J. Mach. Learn. Res.* **15** 1929–1958
- [21] Agarap A F 2018 Deep learning using rectified linear units (relu) (*Preprint* [2010.11929](https://arxiv.org/abs/2010.11929))

- [22] Campa A, Dauxois T and Ruffo S 2009 *Phys. Rep.* **480** 57–159
- [23] Román-Roche J, Herráiz-López V and Zueco D 2023 *Phys. Rev. B* **108**(16) 165130
- [24] Kozioł J A, Langheld A, Kapfer S C and Schmidt K P 2021 *Phys. Rev. B* **103**(24) 245135 ISSN 24699969
- [25] Kim J, Kim D and Kim D H 2024 *Physical Review E* **109** ISSN 2470-0053
- [26] Roca-Jerat S, Gallego M, Luis F, Carrete J and Zueco D 2024 *Phys. Rev. B* **110** 205147
- [27] Herráiz-López V, Roca-Jerat S, Gallego M, Ferrández R, Carrete J, Zueco D and Román-Roche J 2025 *Physical Review B* **111** ISSN 2469-9969
- [28] Dosovitskiy A, Beyer L, Kolesnikov A, Weissenborn D, Zhai X, Unterthiner T, Dehghani M, Minderer M, Heigold G, Gelly S, Uszkoreit J and Houlsby N 2021 An image is worth 16x16 words: Transformers for image recognition at scale (*Preprint* 2010.11929)
- [29] He K, Zhang X, Ren S and Sun J 2016 Deep residual learning for image recognition *2016 IEEE Conference on Computer Vision and Pattern Recognition (CVPR)* pp 770–778
- [30] Ramachandran P, Zoph B and Le Q V 2017 Searching for activation functions (*Preprint* 1710.05941) URL <https://arxiv.org/abs/1710.05941>
- [31] Heek J, Levskaya A, Oliver A, Ritter M, Rondepierre B, Steiner A and van Zee M 2020 Flax: A neural network library and ecosystem for JAX <http://github.com/google/flax>, accessed on 2021-12-09
- [32] Bradbury J, Frostig R, Hawkins P, Johnson M J, Leary C, Maclaurin D, Necula G, Paszke A, VanderPlas J, Wanderman-Milne S and Zhang Q 2018 JAX: composable transformations of Python+NumPy programs <http://github.com/google/jax>, accessed on 2021-12-09
- [33] Vicentini F, Hofmann D, Szabó A, Wu D, Roth C, Giuliani C, Pescia G, Nys J, Vargas-Calderón V, Astrakhantsev N and Carleo G 2022 *SciPost Phys. Codebases* **7**
- [34] Sorella S and Capriotti L 2000 *Phys. Rev. B* **61**(4) 2599–2612
- [35] DeepMind, Babuschkin I, Baumli K, Bell A, Bhupatiraju S, Bruce J, Buchlovsky P, Budden D, Cai T, Clark A, Danihelka I, Dedieu A, Fantacci C, Godwin J, Jones C, Hemsley R, Hennigan T, Hessel M, Hou S, Kapturowski S, Keck T, Kemaev I, King M, Kunesch M, Martens L, Merzic H, Mikulik V, Norman T, Papamakarios G, Quan J, Ring R, Ruiz F, Sanchez A, Sartran L, Schneider R, Sezener E, Spencer S, Srinivasan S, Stanojević M, Stokowiec W, Wang L, Zhou G and Viola F 2020 The DeepMind JAX Ecosystem URL <http://github.com/google-deepmind>
- [36] Roca-Jerat S, Gallego M, Carrete Montaña J and Zueco D 2024 Code for "transformer-based long-range wave functions" URL <https://doi.org/10.5281/zenodo.12654460>
- [37] Zhu Z, Sun G, You W L and Shi D N 2018 *Phys. Rev. A* **98**(2) 023607
- [38] Sun G 2017 *Phys. Rev. A* **96**(4) 043621
- [39] Savitzky A and Golay M J E 1964 *Analytical Chemistry* **36** 1627–1639 ISSN 1520-6882
- [40] Sorge A 2015 pyfssa 0.7.6 URL <https://doi.org/10.5281/zenodo.35293>
- [41] Melchert O 2009 autoscale.py - a program for automatic finite-size scaling analyses: A user's guide (*Preprint* 0910.5403)