

KNAPFORMER: AN ONLINE LOAD BALANCER FOR EFFICIENT DIFFUSION TRANSFORMERS TRAINING

Kai Zhang Peng Wang Sai Bi Jianming Zhang Yuanjun Xiong

Adobe

{kaiz, pengw, sbi, jianmzha, yxiong}@adobe.com

ABSTRACT

We present KnapFormer, an efficient and versatile framework to combine workload balancing and sequence parallelism in distributed training of Diffusion Transformers (DiT). KnapFormer builds on the insight that strong synergy exists between sequence parallelism and the need to address the significant token imbalance across ranks. This imbalance arises from variable-length text inputs and varying visual token counts in mixed-resolution and image-video joint training. KnapFormer redistributes tokens by first gathering sequence length metadata across all ranks in a balancing group and solving a global knapsack problem. The solver aims to minimize the variances of total workload per-GPU, while accounting for the effect of sequence parallelism. By integrating DeepSpeed-Ulysees-based sequence parallelism in the load-balancing decision process and utilizing a simple semi-empirical workload model, KnapFormers achieves minimal communication overhead and less than 1% workload discrepancy in real-world training workloads with sequence length varying from a few hundred to tens of thousands. It eliminates straggler effects and achieves $2\times$ to $3\times$ speedup when training state-of-the-art diffusion models like FLUX on mixed-resolution and image-video joint data corpora. We open-source the KnapFormer implementation at <https://github.com/Kai-46/KnapFormer/>.

1 INTRODUCTION

Large-scale generative vision-language models, such as Diffusion Transformers (DiT) (Peebles & Xie, 2023), are typically trained on multimodal inputs that combine both text and image (or video) content. In these settings, each training sample generally contains a text prompt of variable length and a visual input of varying spatial resolution. After tokenization, these inputs produce multimodal token sequences whose lengths can vary significantly across a batch. This variability arises primarily due to (1) differences in the length of text prompts and (2) mixed-resolution visual inputs and joint image-video training strategies (Chai et al., 2022; Gu et al., 2023; Gao et al., 2025), which yields variable numbers of visual tokens even after standard aspect ratio bucketing techniques (Anlatan / NovelAI, 2022).

In distributed training scenarios—such as data-parallel pretraining on multi-GPU clusters—this token-length heterogeneity creates a substantial workload imbalance across devices. As a result, some GPUs are overloaded with longer token sequences while others are underutilized, leading to:

- Straggler effects (Dean & Ghemawat, 2008), where the slowest GPU dictates the synchronization point for the entire system
- Suboptimal GPU utilization and degraded training throughput
- Increased memory pressure on overloaded devices, potentially leading to out-of-memory (OOM) errors

Achieving balanced token-level workloads across GPUs is crucial for high-performance training. However, existing strategies are often insufficient in practice. Static bucketing (Anlatan / NovelAI, 2022) requires manual planning for workload balancing. Fixed-length padding schemes can achieve

workload balancing also with manual balancing. But it wastes compute in padded tokens and fails to address fine-grained imbalance, especially in heterogeneous setups involving multi-resolution inputs, joint image-video corpora, and variable-length text prompts. Moreover, manually crafted heuristics for workload balancing, while labor-intensive, struggle when the sequences change dynamically in training.

We introduce KnapFormer, a general-purpose, efficient, and reversible sequence-chunk-level workload balancing algorithm designed for distributed multimodal pretraining to address these challenges. KnapFormer performs online workload balancing, effectively addressing the need to balance dynamic workloads. It minimizes per-GPU compute variance by redistributing token sequences across devices based on their lengths, using a global assignment strategy inspired by the classic multi-knapsack problem. Notably, such redistribution is performed using a single all-to-all communication, which incurs minimal communication overhead.

KnapFormer also supports compute groups that span multiple GPUs—referred to as *compute bags*—which enable sequences to be partitioned across devices within a bag. This design naturally supports sequence parallelism and is compatible with efficient distributed attention algorithms such as Ulysses attention (Jacobs et al., 2023). KnapFormer includes a reverse mapping—also implemented via an all-to-all collective—that restores the original sequence order to support downstream tasks such as collation or loss computation.

Our contributions are summarized as follows:

- We propose KnapFormer, a fast sequence-chunk-level balancing algorithm, with native support for sequence parallelism, that significantly reduces workload variance across GPUs, eliminating stragglers and boosting training throughput in the case of highly heterogeneous inputs.
- We provide an efficient and scalable KnapFormer implementation, designed as a plug-in module into the existing code, using PyTorch collective communication primitives and requiring only a single all-to-all operation per redistribution.
- Our method supports fully reversible redistribution for transparent loss computation and is compatible with auxiliary features like per-token positions, which ease integration into pre-existing training systems.

Experimental results show that KnapFormer leads to more balanced GPU workloads and improves training efficiency by a large margin in large-scale diffusion transformer training.

2 RELATED WORK

Balancing token-level workloads across GPUs is a central challenge in large-scale multimodal training. Existing solutions span a spectrum of approaches: from dynamic routing in Mixture-of-Experts (MoE) models to fine-grained intra-layer partitioning in sequence and tensor parallelism. While effective in some scenarios, these techniques often require careful manual tuning, especially in the presence of heterogeneous data sources (e.g., mixed-resolution images, joint image-video corpora, and variable-length text). In contrast, KnapFormer provides a carefree, data-agnostic balancing mechanism that adapts automatically to input variability without heavily modifying model architecture or manually adjusting parallelism strategy per dataset.

Mixture-of-Experts (MoE). Our method shares similarities with Mixture-of-Experts (MoE) models (Shazeer et al., 2017; Huo et al., 2025; Yang et al., 2025; Dai et al., 2024; Dat; Jiang et al., 2024), which introduce sparsity by routing each token to a subset of expert MLPs, typically distributed across GPUs. In expert-parallel MoE implementations (Lepikhin et al., 2020; Gale et al., 2023), this per-token routing results in significant inter-device communication during every transformer block.

In contrast, KnapFormer performs coarse-grained, chunk-level routing of token sequences, and only twice per iteration in optimal scenarios—once before the forward pass and once after the backward pass. This minimizes communication overhead outside the transformer blocks. Moreover, while MoE models primarily aim to increase model capacity, our focus is on balancing compute loads across GPUs for standard dense models, improving throughput without requiring specialized routing architectures.

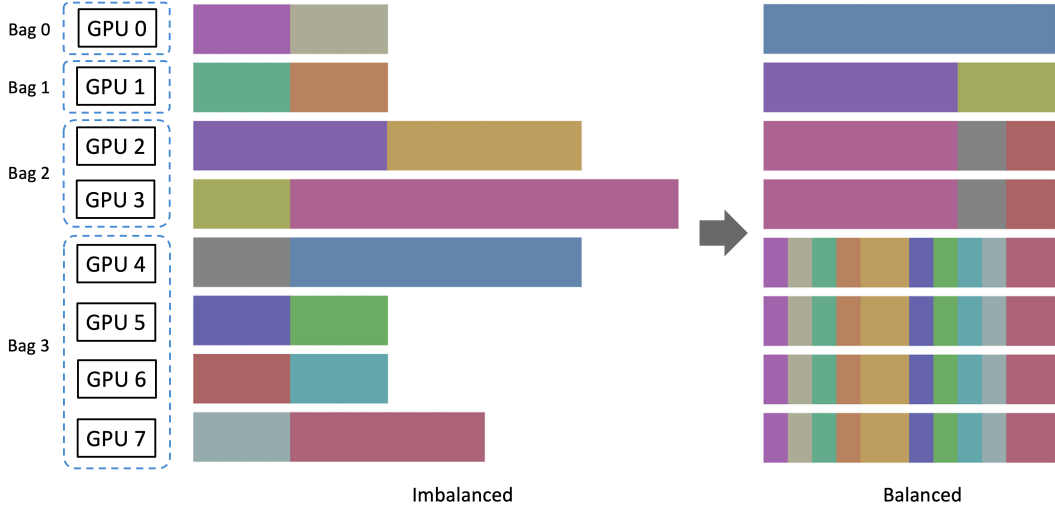


Figure 1: In KnapFormer, GPUs are logically grouped into compute bags, each responsible for processing a subset of sequences. A global multi-knapsack problem is solved on the CPU to assign sequences to bags in a way that minimizes workload imbalance. The resulting mapping is then executed on the GPU via a single all-to-all collective. For bags containing multiple GPUs, assigned sequences are evenly chunked across devices to enable parallel processing within each bag.

Sequence and Tensor Parallelism. KnapFormer is also closely related to model parallelism strategies such as sequence parallelism (Li et al., 2021) and tensor parallelism (Shoeybi et al., 2019). In our setup, when multiple GPUs are grouped into a compute bag, sequences are chunked across GPUs similar to sequence parallelism for the feedforward layers. For attention layers, we adopt Ulyssys attention (Jacobs et al., 2023), which distributes attention heads across devices, akin to tensor parallelism. One concurrent work on integrating load-balancing with sequence parallelism is MAGI-attention (Zewei & Yunpeng, 2025), which utilizes RingAttention (Liu et al., 2023) for sequence parallelism. It requires a specific attention implementation and token redistribution in each attention operation to achieve workload balancing. Knapformer, instead, can support arbitrary attention implementation and does not require additional communication over DeepSpeed Ulysees.

We believe the key distinction of KnapFormer lies in usability and adaptability. Traditional model parallelism strategies often require careful reconfiguration of sharding strategies to accommodate datasets with differing input modalities, resolutions, or token length distributions. This manual tuning is especially burdensome in multimodal or mixed-domain training pipelines. In contrast, KnapFormer provides automatic, data-driven token redistribution, enabling consistent and balanced workload assignment across GPUs—regardless of input heterogeneity—without heavily modifying core model internals.

3 METHOD

We cover details of our method in this section. On the high level, our method consists of an gamma-corrected workload model (Sec. 3.1), a compact syntax specifying compute topology (Sec. 3.2), a greedy load balancer (Sec. 3.3), and integration with Ulyssys attention (Sec. 3.4). We also introduce the APIs of KnapFormer package (Sec. 3.5) and how to use it for emulating sequence parallelism (Sec. 3.6).

3.1 LOAD MODELING

Processing a token sequence of length l with embedding dimension d in a standard transformer block incurs a compute cost of:

$$w = 24ld^2 + 4l^2d, \quad (1)$$

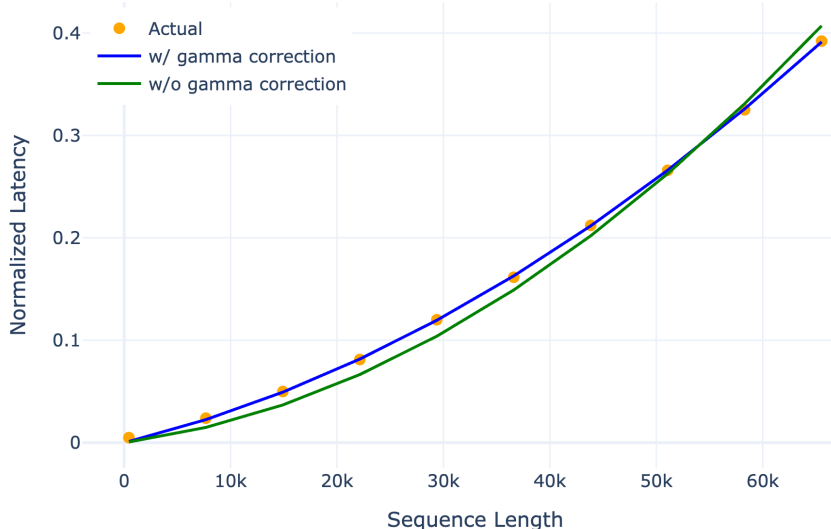


Figure 2: Latency prediction based on the FLOPs (Eq. 1) is a bit off from the empirical observations, while our gamma-corrected formula (Eq. 2) provides more accurate latency estimates. The estimated γ is 0.385 for FLUX model on H100 GPUs.

as noted in prior work (Casson, 2023). The first term, $24ld^2$, accounts for linear projections in the feedforward and attention modules (including query, key, value, and output projections), while the second term, $4l^2d$, corresponds to the attention softmax operation, which scales quadratically with the sequence length.

In practice, our goal is to minimize latency t with workload balancing. When the system is compute-bound, latency scales approximately linearly with the number of FLOPs, i.e., $t \approx kw$, where k is a hardware-dependent constant. However, we observe empirically that the attention term tends to be more memory-bandwidth bound and does not scale linearly with FLOPs count. To better match real-world measurements, we introduce a correction factor γ that is specific to a GPU architecture and refine the latency model as:

$$t = k \cdot (24ld^2 + \gamma \cdot 4l^2d), \quad (2)$$

where γ is obtained by fitting the model to measured (l, t) pairs. As shown in Figure 2, this correction improves latency estimation accuracy across different sequence lengths.

3.2 COMPUTE TOPOLOGY SPECIFICATION

To support efficient distributed training with variable-length sequences, we define a 2D logical GPU topology that groups devices into compute bags. Each compute bag consists of one or more GPUs assigned to jointly process a set of input sequences. This design allows long or compute-intensive sequences to span multiple GPUs, while shorter sequences can be assigned to smaller bags—enabling both flexibility and efficiency in workload placement.

The topology is configured using a concise string format: **g1n2+g2n1+g4n1**, which specifies two 1-GPU bags (g1n2), one 2-GPU bag (g2n1), and one 4-GPU bag (g4n1). Each term gGnN denotes N bags of size G . This defines a sharding unit consisting of GN GPUs, to which token sequences are redistributed for balanced processing. The entire GPU cluster is then partitioned into repeated replicas of this unit, ensuring uniform scaling and full hardware utilization.

Despite operating on homogeneous clusters, this logical compute bag abstraction enables adaptive and fine-grained sequence placement. Samples are dynamically assigned to bags based on estimated token workload, avoiding excessive padding or overcommitment of resources. This approach naturally accommodates the heterogeneity of real-world data (e.g., mixed-length text, variable-resolution images, or video sequences) within a unified scheduling and redistribution framework.

Special Case: Intra-Node Parallelism. A particularly effective topology is to group all 8 GPUs within a node into a single compute bag, specified as g8n4 for a 4-node setup. In this configuration, each sequence is split into 8 contiguous chunks and distributed across GPUs within the same node. This layout results in an almost perfect load balancing no matter how heterogeneous the data sources are. It leverages high-bandwidth inter-GPU communication via NVIDIA NVLink (nvi) in the Ulysyss attention part of each transformer block, reducing latency and improving throughput compared to cross-node message passing.

3.3 GREEDY LOAD BALANCER

In each compute group (or replica), let there be M compute bags and a total of G GPUs. Our goal is to assign N variable-length sequences to these bags and GPUs in a way that minimizes per-GPU workload imbalance. The algorithm proceeds in three passes:

First Pass — Assign Sequences to Bags (No Data Movement).

- Compute the estimated workload w_i for each sequence i , forming a list of (i, w_i) pairs.
- Compute the target per-GPU workload as $\frac{\sum_{i=1}^N w_i}{G}$.
- Determine the capacity c_j of each bag j as the product of the number of GPUs in the bag and the per-GPU target workload.
- Sort the sequence list in descending order of w_i .
- For each sequence in sorted order:
 - Identify bags where the remaining capacity is sufficient for w_i .
 - Among those, select the bag with the lowest current *occupancy*, defined as the ratio of total assigned workload to bag capacity.
 - Assign the sequence to the selected bag and update its occupancy.

Second Pass — Assign Sequence Chunks to GPUs (No Data Movement).

- For each sequence:
 - Retrieve the number of GPUs in its assigned bag.
 - Evenly partition the sequence into that many contiguous chunks, assigning one chunk per GPU in the bag.

Third Pass — Route Chunks to Target GPUs (With Data Movement).

At this stage, we have a complete mapping: $\text{chunk}_k, \text{source-GPU}_k, \text{target-GPU}_{k=1}^K$. To perform the actual redistribution, we invoke a single GPU-side all-to-all collective, which transfers all chunks to their target GPUs. This operation is implemented using differentiable PyTorch distributed primitives, enabling end-to-end gradient flow without detaching computation graphs.

3.4 INTEGRATION WITH ULYSSES ATTENTION

When a sequence is assigned to a compute bag with more than one GPU, it is divided into partial sequences and distributed across the GPUs in the bag. However, standard attention mechanisms require access to the full sequence context. To address this, we integrate the Ulysses attention algorithm (Jacobs et al., 2023), which enables distributed attention computation with minimal communication overhead.

Specifically, Ulysses performs an efficient transformation between two representations:

- **(Partial sequences, full heads):** Each GPU holds a local chunk of the sequence but all attention heads.
- **(Full sequences, partial heads):** Each GPU holds the full sequence but only a subset of heads.

One important property of Ulysees-based distributed attention is that we can easily achieve an equal workload split of attention computation in a sequence parallelism group by having each worker operate on the same number of attention heads. This allows our simple per-sequence workload model to remain effective in planning with sequence parallelism on any distribution of sequence lengths and attention masks. Distributed attention approaches based on online Softmax, such as RingAttention Liu et al. (2023), do not have this property and require complex workload models and token redistribution per Transformer block Zewei & Yunpeng (2025) to achieve load-balancing.

We perform a single intra-bag all-to-all operation to switch from the first to the second layout. This layout enables direct use of the optimized FlashAttention kernels (Dao et al., 2022; Dao, 2024) on each GPU, which operate on full sequences with reduced memory overhead. After computing attention, a second all-to-all restores the original layout.

This integration allows us to achieve sequence parallelism in attention layers with minimal changes to the model code, while maintaining both efficiency and scalability.

Use the KnapFormer API outside transformer blocks

```

1 from knapformer import SequenceBalancer
2
3 # g1n2+g2n1+g4n1 means: 2 1-GPU Bags, 1 2-GPU Bag, 1 4-GPU Bag
4 load_balancer = SequenceBalancer("g1n2+g2n1+g4n1")
5
6 # this_gpu_seq_lens: [l1, l2, ..., ln]
7 # this_gpu_packed_seqs: Tensor of shape (l1+l2+...+ln, d_model)
8 # this_gpu_packed_features: list of Tensors;
9 #                           each of shape (l1+l2+...+ln, d_feature)
10 load_balancer.plan_routing(this_gpu_seq_lens, d_model)
11 bala_chunk_lens, bala_seqs, bala_features = load_balancer.route(
12     this_gpu_packed_seqs, this_gpu_packed_features
13 )
14 for _ in range(num_layers):
15     bala_seqs = transformer_block(
16         bala_seqs, bala_chunk_lens, bala_features, load_balancer
17     )
18 seq_lens, seq_out = load_balancer.reverse_route(bala_seqs)

```

Use the KnapFormer API inside the attention block

```

1 def apply_attn(
2     packed_q: torch.Tensor,
3     packed_k: torch.Tensor,
4     packed_v: torch.Tensor,
5     load_balancer: SequenceBalancer,
6 ):
7     # packed_q, packed_k, packed_v: (l'1+l'2+...+l'n, h, d)
8
9     # For single-GPU bag, do nothing;
10    # For bags with >1 GPUs, do Ulysses:
11    # (partial sequences, full heads)->(full sequences, partial heads)
12    seq_lens, packed_q, packed_k, packed_v = load_balancer.pre_attn(
13        packed_q, packed_k, packed_v
14    )
15
16    # Users can leverage Flash-Attention varlen kernels
17    # or customize their own attention masks using seq_lens
18    packed_x = scaled_dot_product_attention(
19        packed_q, packed_k, packed_v, seq_lens
20    )
21
22    # For single-GPU bag, do nothing;
23    # For bags with >1 GPUs, do Ulysses:
24    # (full sequences, partial heads)->(partial sequences, full heads)
25    seq_lens, packed_x = load_balancer.post_attn(packed_x)
26
27    return packed_x

```

3.5 API DESIGN

To make sure our load balancer can be easily plugged into existing transformer models, we design the function interfaces in the following way. We first show the use of the load balancer in transformer training on a high level, then demonstrate how it interacts with the attention operator inside each transformer block.

3.6 USE OF LOAD BALANCER FOR SEQUENCE PARALLELISM

Our load balancer is a super set of sequence parallelism and has the benefits of not requiring synchronized data loaders among sequence parallel groups, as shown in Fig. 3. In this regard, our load balancer offers a unified compute balancing angle into the problem of handling long sequences and heterogeneous data sources.

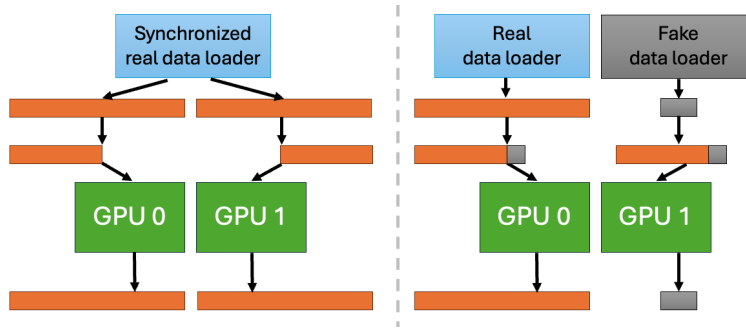


Figure 3: Our load balancer can also be used in a way similar to sequence parallelism, but we don’t require data loader synchronization. Instead, we can use a dummy data loader spitting very short sequences to help offload the compute burden on the other GPU.

4 EXPERIMENTS

To showcase our load balancer’s improvement made to training efficiency, we build a training simulator for text-to-{image, video} diffusion training. It consists of the synthetic data generation (Sec. 4.1) and a simple training loop shown below. We primarily focus on the efficiency of the model forward/backward part in a practical FSDP2-based distributed training setup (pyt). We also apply activation checkpointing (Beaumont et al., 2019) to each transformer block for simplicity.¹

Fake training loop

```

1 def simulate_training(model_config, data_config, balancer_config):
2     model = create_transformer(model_config)
3     data_simulator = create_data_simulator(data_config)
4     load_balancer = create_load_balancer(balancer_config)
5
6     for seq_lens, seq_ins in data_simulator.next_batch():
7         # seq_lens: list with values [l1, l2, ..., ln]
8         # seq_ins: tensor of shape [l1+l2+...+ln, d_model]
9         seq_outs = model(seq_lens, seq_ins, load_balancer)
10        seq_outs.mean().backward() # backward with dummy loss
11        for p in model.parameters(): # set gradients to None
12            p.grad = None

```

¹In practice, one should apply activation checkpointing selectively to a subset of the transformer blocks and operators for maximum efficiency, depending on the actual memory budget under a specific training configuration of data, model, optimizer and balancer.

Group 0: data loader sharding on GPU 0-31									
	Data code	# GPU	GPU indices	Batch size per GPU	Batch size per 32 GPU	Avg. text tokens per datum	Avg. visual tokens per datum	Avg. tokens per GPU	Avg. tokens per 32 GPU
Images	g8b4i256f1s0	8	0-7	4	32	196	256	1808	14464
	g2b5i512f1s0	2	8-9	5	10	196	1024	6100	12200
	g2b5i1024f1s0	2	10-11	5	10	196	4096	21460	42920
	g4b1i2048f1s0	4	12-15	1	4	196	16384	16580	66320
Keyframes	g1b10i256f4s0	1	16	10	10	196	1024	12200	12200
	g3b1i512f4s0	3	17-19	1	3	196	4096	4292	12876
Videos	g8b2i256f85s1	8	20-27	2	16	196	6400	13192	105536
	g4b1i512f85s1	4	28-31	1	4	196	25600	103184	412736
Group 1: repeat group 0 on GPU 32-63									
⋮									
Group N: repeat group 0 on GPU 32N-32N+31									

Figure 4: **Example 2D heterogeneous data configurations for joint image and video pretraining.** Similar to HSDP designed for model sharding, we have both replica and sharding groups for the set of different data loaders as well. In this example, each sharding group consists of 32 GPUs for hosting heterogeneous data sources including pairs of (text, single image), (text, video keyframes) and (text, video clip) data.

4.1 SYNTHETIC DATA STREAMS FOR TEXT-TO- $\{\text{IMAGE}, \text{VIDEO}\}$ DIFFUSION TRAINING

Our 2D heterogeneous dataloader is designed to efficiently utilize large-scale GPU clusters by sharding different data streams across subsets of GPUs and then replicating the same configuration across multiple groups.

As shown in Fig. 4, each data stream is defined by a compact data code of the form $\mathbf{g}\{\mathbf{G}\}\mathbf{b}\{\mathbf{B}\}\mathbf{i}\{\mathbf{R}\}\mathbf{f}\{\mathbf{F}\}\mathbf{s}\{\mathbf{S}\}$, where \mathbf{G} specifies the number of GPUs the stream is sharded across, \mathbf{B} is the per-GPU batch size, \mathbf{R} indicates the spatial resolution (e.g., i256 for a 256×256 image), \mathbf{F} is the number of frames (temporal extent), and \mathbf{S} is the smoothness parameter, which determines whether temporal compression is applied.

The number of tokens per sample is computed by dividing the resolution and frame count by the VAE’s spatial and temporal compression rates, and a random multiplier is applied to the spatial token count to simulate varying aspect ratios. In this 2D layout, the sharding axis introduces heterogeneity across GPUs by assigning different streams (e.g., image, keyframe, video) to different ranks, while the replication axis ensures that this mixed configuration is repeated identically across multiple GPU groups.

Factoring the DiT patch sizes, we set the VAE spatial compression rate to 16; temporal compression rate is set to 3.4 (17 pixel-space frames are compressed into 5 latent frames; it’s only applicable to video clips but not sparse keyframes). The number of text tokens is randomly chosen between 0 and 392 for each sample independently, averaging 196 text tokens per sample. To account for aspect ratio bucketing, we multiply the number of visual tokens by a factor randomly chosen in $[0.96, 1.04]$ for all the samples in a batch; this corresponds to an aspect ratio bucketing strategy where aspect ratios fall inside $[1/4, 4]$.

4.2 RESULTS

We test our load balancer on 32 H100 GPUs in three practical pretraining scenarios: 1) low-resolution image pretraining; 2) mixed-resolution image pretraining; 3) joint image and video pretraining. We choose the data mixing ratios based on common large-scale diffusion training recipes. We use the following metrics to measure our balancer’s performance:

Low-resolution image pretraining				
Data codes: g32b32i256f1s0				
	WIR ↓	FBL ↓	TPS ↑	HFU ↑
w/o Balancer	1.22	3.13s	147.63K	24.72%
Balancer g1n32	1.00	2.95s	156.48K	26.20%
Balancer g2n16	1.00	3.30s	139.77k	23.40%
Balancer g4n8	1.00	3.51s	131.63k	22.04%
Balancer g8n4	1.00	4.30s	107.28k	17.96%

Mixed-resolution image pretraining				
Data codes: g16b4i256f1s0, g4b5i512f1s0, g4b5i1024f1s0, g8bli2048f1s0				
	WIR ↓	FBL ↓	TPS ↑	HFU ↑
w/o Balancer	17.14	4.64s	58.58K	14.54%
Balancer g1n32	3.92	4.62s	58.95k	14.63%
Balancer g2n16	1.27	2.92s	93.08k	23.10%
Balancer g4n8	1.01	2.62s	103.74k	25.74%
Balancer g8n4	1.00	2.52s	108.06K	26.81%

Joint image and video pretraining				
Data codes: g8b4i256f1s0, g2b5i512f1s0, g2b5i1024f1s0, g4bli2048f1s0 g1b10i256f4s0, g3bli512f4s0, g8b2i256f85s1, g4bli512f85s1				
	WIR ↓	FBL ↓	TPS ↑	HFU ↑
w/o Balancer	28.11	8.05s	45.88K	12.69%
Balancer g1n32	4.61	8.11s	45.56k	12.60%
Balancer g2n16	1.62	4.71s	78.40k	21.68%
Balancer g4n8	1.00	3.55s	104.07k	28.78%
Balancer g8n4	1.00	3.44s	107.54K	29.74%

Table 1: **FLUX DiT**. Comparison of training efficiency for text-to-{image,video} diffusion models with and without load balancer. We benchmark on 32 H100 GPUs using our training simulator where the load balancing is performed on these 32 GPUs. The estimated $\gamma = 0.49$ on H100 GPUs in the workload equation. FLUX uses 19 DoubleStream and 38 SingleStream transformer blocks with adaLN layers (Peebles & Xie, 2023), totaling 12B parameters; in each block, we have $d_model=3072$, $d_head=128$. *Note that we report HFU as opposed to MFU, to better align with the real use case where activation checkpointing is used. One can further dial up the HFU by increasing the total batch sizes at each step.*

- **Workload Imbalance Ratio (WIR)**: we define the WIR as the ratio between the maximum and minimum per-GPU total workloads.
- **Forward-Backward Latency (FBL)**: we only consider model forward and backward time, excluding the effects of different optimizers’ varying efficiency.
- **Tokens Per Sec (TPS)**: we aggregate the throughput over all GPUs participating in the training simulation.
- **Hardware-FLOPs Utilization (HFU)**: suppose the model forward FLOPs is m ; we consider the forward FLOPs (m), backward FLOPs ($2m$) and activation recomputation FLOPs (m), which sums to $4m$ FLOPs in total.

We report the main results in Tab. 1. For different training scenarios, we sweep over 4 homogeneous compute topologies from g1n32, g2n16, g4n8 and g8n4. In the low-resolution image training setup, the workload is relatively balanced due to the more homogeneous data configurations where the sequence length variations mainly come from varying-length text captions and image aspect ratio bucketing. The balancer g1n32 leads to a decent 5% speed-up. However, other balancer setups slow down the training due to the extra communication involved. Our method shows much bigger speedups when the data sources become highly heterogeneous in the case of mixed-resolution image training and joint image-video training. Without any optimization, the HFU can be very slow, causing huge compute wastes. By integrating the simple g8n4 balancer configuration, we manage to double the training throughput. Moreover, we find that g8n4 seems to work the best compared with other homogeneous compute topologies like g1n32, g2n16, g4n8. However, there might be better non-homogeneous compute topologies; we leave this to future work.

5 CONCLUSION

In this work, we introduced KnapFormer, an online sequence-chunk-level workload balancing algorithm that maximizes training throughput for transformer models under highly heterogeneous data distributions. By dynamically redistributing sequences across GPUs based on their compute cost, KnapFormer eliminates stragglers and improves hardware utilization—without requiring heavy manual tuning. Our method simplifies system design in two key ways: (1) it removes the need for complex load balancing in the data loader, and (2) it offers a lightweight alternative to manually configured sequence parallelism. Thanks to its modular design, KnapFormer can be readily integrated into existing training pipelines with minimal modifications. Beyond training, our load balancer can also be applied during inference to improve system throughput in real-world deployments, especially when user inputs vary significantly in length, aspect ratio, or resolution.

Limitations and Future Work. While KnapFormer shows strong performance in balancing heterogeneous workloads, the compute topology (i.e., GPU bag specification) currently is static and pre-specified before training. In this work, we rely on simple patterns such as g8nN (i.e., grouping 8 GPUs per node into a bag). An important direction for future research is to develop methods that automatically infer optimal compute topologies—especially non-uniform or heterogeneous bag configurations—based on the input data distribution and hardware topology. It would also be interesting to improve upon the current greedy load balancing strategy. Finally, we assume homogeneous attention masks inside each datum (either bidirectional full attention or causal attention). There remains space for improvement for more irregular attention mask patterns used by unified multi-modal generative models (Deng et al., 2025; Zhou et al., 2024).

REFERENCES

- Dbrx. <https://www.databricks.com/blog/introducing-dbrx-new-state-art-open-llm>. [Accessed 09-07-2025].
- Nvlink & nvswitch for advanced multi-gpu communication. <https://www.nvidia.com/en-us/data-center/nvlink/>. [Accessed 09-07-2025].
- Getting started with fully sharded data parallel (fsdp2). https://docs.pytorch.org/tutorials/intermediate/FSDP_tutorial.html. [Accessed 09-07-2025].
- Anlatan / NovelAI. Novelai improvements on stable diffusion, October 2022. URL <https://blog.novelai.net/novelai-improvements-on-stable-diffusion-e10d38db82ac>. Blog post.
- Olivier Beaumont, Lionel Eyraud-Dubois, Julien Herrmann, Alexis Joly, and Alena Shilova. Optimal checkpointing for heterogeneous chains: how to train deep neural networks with limited memory. *ArXiv*, abs/1911.13214, 2019. URL <https://api.semanticscholar.org/CorpusID:208512960>.
- Adam Casson. Transformer flops. <https://www.adamcasson.com/posts/transformer-flops>, 2023. [Accessed 25-06-2025].
- Lucy Chai, Michael Gharbi, Eli Shechtman, Phillip Isola, and Richard Zhang. Any-resolution training for high-resolution image synthesis. In *European conference on computer vision*, pp. 170–188. Springer, 2022.
- Damai Dai, Chengqi Deng, Chenggang Zhao, RX Xu, Huazuo Gao, Deli Chen, Jiashi Li, Wangding Zeng, Xingkai Yu, Yu Wu, et al. Deepseekmoe: Towards ultimate expert specialization in mixture-of-experts language models. *arXiv preprint arXiv:2401.06066*, 2024.
- Tri Dao. FlashAttention-2: Faster attention with better parallelism and work partitioning. In *International Conference on Learning Representations (ICLR)*, 2024.
- Tri Dao, Daniel Y. Fu, Stefano Ermon, Atri Rudra, and Christopher Ré. FlashAttention: Fast and memory-efficient exact attention with IO-awareness. In *Advances in Neural Information Processing Systems (NeurIPS)*, 2022.
- Jeffrey Dean and Sanjay Ghemawat. Mapreduce: simplified data processing on large clusters. *Communications of the ACM*, 51(1):107–113, 2008.
- Chaorui Deng, Deyao Zhu, Kunchang Li, Chenhui Gou, Feng Li, Zeyu Wang, Shu Zhong, Weihao Yu, Xiaonan Nie, Ziang Song, et al. Emerging properties in unified multimodal pretraining. *arXiv preprint arXiv:2505.14683*, 2025.
- Patrick Esser, Sumith Kulal, Andreas Blattmann, Rahim Entezari, Jonas Müller, Harry Saini, Yam Levi, Dominik Lorenz, Axel Sauer, Frederic Boesel, et al. Scaling rectified flow transformers for high-resolution image synthesis. In *Forty-first international conference on machine learning*, 2024.
- Trevor Gale, Deepak Narayanan, Cliff Young, and Matei Zaharia. MegaBlocks: Efficient Sparse Training with Mixture-of-Experts. *Proceedings of Machine Learning and Systems*, 5, 2023.
- Yu Gao, Lixue Gong, Qiushan Guo, Xiaoxia Hou, Zhichao Lai, Fanshi Li, Liang Li, Xiaochen Lian, Chao Liao, Liyang Liu, et al. Seedream 3.0 technical report. *arXiv preprint arXiv:2504.11346*, 2025.
- Jiatao Gu, Shuangfei Zhai, Yizhe Zhang, Josh Susskind, and Navdeep Jaitly. Matryoshka diffusion models. *arXiv preprint arXiv:2310.15111*, 2023.
- Bi Huo, Bin Tu, Cheng Qin, Da Zheng, Debing Zhang, Dongjie Zhang, En Li, Fu Guo, Jian Yao, Jie Lou, et al. dots. llm1 technical report. *arXiv preprint arXiv:2506.05767*, 2025.
- Sam Ade Jacobs, Masahiro Tanaka, Chengming Zhang, Minjia Zhang, Shuaiwen Leon Song, Samyam Rajbhandari, and Yuxiong He. Deepspeed ulysses: System optimizations for enabling training of extreme long sequence transformer models. *arXiv preprint arXiv:2309.14509*, 2023.

-
- Albert Q Jiang, Alexandre Sablayrolles, Antoine Roux, Arthur Mensch, Blanche Savary, Chris Bamford, Devendra Singh Chaplot, Diego de las Casas, Emma Bou Hanna, Florian Bressand, et al. Mixtral of experts. *arXiv preprint arXiv:2401.04088*, 2024.
- Black Forest Labs. Flux. <https://github.com/black-forest-labs/flux>, 2024.
- Dmitry Lepikhin, Hyoungho Lee, Yuanzhong Xu, Dehao Chen, Orhan Firat, Yanping Huang, Maxim Krikun, Noam Shazeer, and Zhifeng Chen. Gshard: Scaling giant models with conditional computation and automatic sharding. *arXiv preprint arXiv:2006.16668*, 2020.
- Shenggui Li, Fuzhao Xue, Chaitanya Baranwal, Yongbin Li, and Yang You. Sequence parallelism: Long sequence training from system perspective. *arXiv preprint arXiv:2105.13120*, 2021.
- Hao Liu, Matei Zaharia, and Pieter Abbeel. Ring attention with blockwise transformers for near-infinite context, 2023. URL <https://arxiv.org/abs/2310.01889>.
- William Peebles and Saining Xie. Scalable diffusion models with transformers. In *Proceedings of the IEEE/CVF international conference on computer vision*, pp. 4195–4205, 2023.
- Colin Raffel, Noam Shazeer, Adam Roberts, Katherine Lee, Sharan Narang, Michael Matena, Yanqi Zhou, Wei Li, and Peter J Liu. Exploring the limits of transfer learning with a unified text-to-text transformer. *Journal of machine learning research*, 21(140):1–67, 2020.
- Noam Shazeer, Azalia Mirhoseini, Krzysztof Maziarczyk, Andy Davis, Quoc Le, Geoffrey Hinton, and Jeff Dean. Outrageously large neural networks: The sparsely-gated mixture-of-experts layer. *arXiv preprint arXiv:1701.06538*, 2017.
- Mohammad Shoeybi, Mostofa Patwary, Raul Puri, Patrick LeGresley, Jared Casper, and Bryan Catanzaro. Megatron-lm: Training multi-billion parameter language models using model parallelism. *arXiv preprint arXiv:1909.08053*, 2019.
- Michael Toker, Ido Galil, Hadas Orgad, Rinon Gal, Yoad Tewel, Gal Chechik, and Yonatan Belinkov. Padding tone: A mechanistic analysis of padding tokens in t2i models, 2025. URL <https://arxiv.org/abs/2501.06751>.
- An Yang, Anfeng Li, Baosong Yang, Beichen Zhang, Binyuan Hui, Bo Zheng, Bowen Yu, Chang Gao, Chengen Huang, Chenxu Lv, et al. Qwen3 technical report. *arXiv preprint arXiv:2505.09388*, 2025.
- Tao Zewei and Huang Yunpeng. Magiattention: A distributed attention towards linear scalability for ultra-long context, heterogeneous mask training. <https://github.com/SandAI-org/MagiAttention/>, 2025.
- Chunting Zhou, Lili Yu, Arun Babu, Kushal Tirumala, Michihiro Yasunaga, Leonid Shamis, Jacob Kahn, Xuezhe Ma, Luke Zettlemoyer, and Omer Levy. Transfusion: Predict the next token and diffuse images with one multi-modal model. *arXiv preprint arXiv:2408.11039*, 2024.

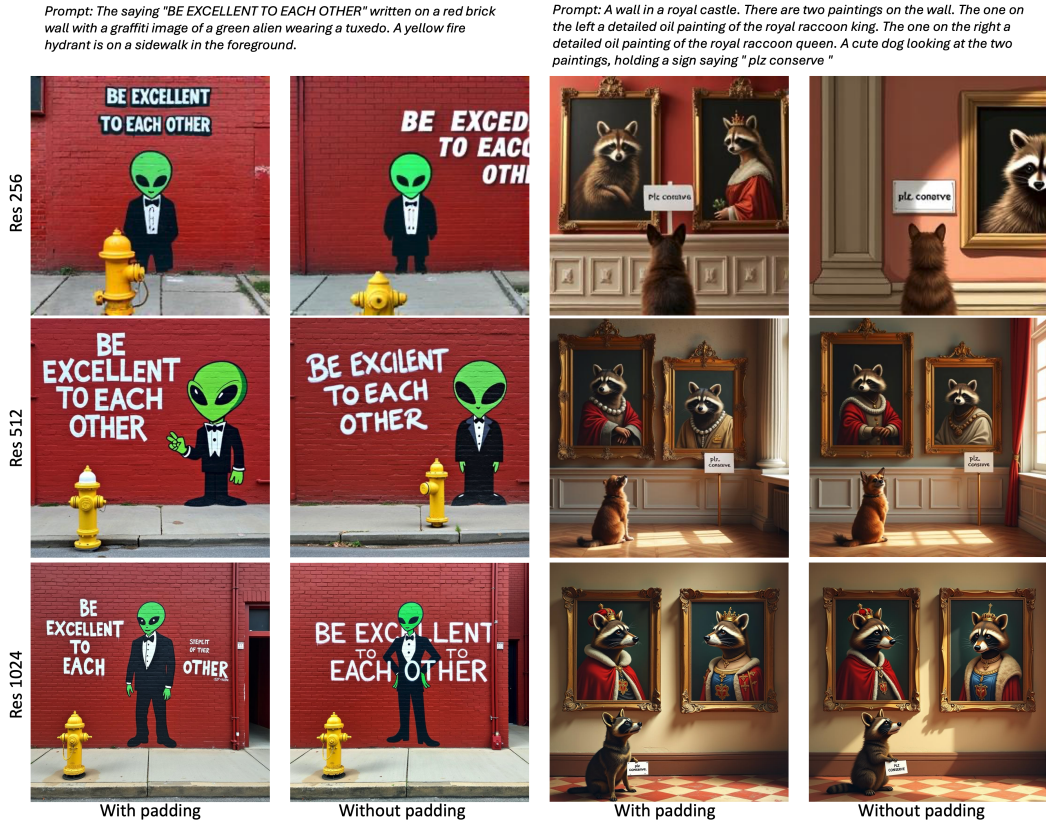


Figure 5: Effect of removing T5 padding tokens in FLUX inference: using the original FLUX.1-dev checkpoint (without additional finetuning), in the low-resolution setting (256), removing text padding significantly affects the image layout, often resulting in a noticeable “right shift” of the content. This effect is less pronounced at higher resolutions, but still it can cause text rendering accuracy to degrade. Such nuances can be mitigated by excluding T5 padding tokens in the FLUX training stage.

A APPENDIX

A.1 MODIFICATIONS TO MM-DiT

We extend FLUX—a multimodal mixture-of-experts (MoE) transformer with handcrafted modality-specific routing—to support efficient large-scale training on tightly packed, interleaved sequences. Our contributions focus on maximizing training throughput while preserving compatibility with distributed training infrastructure:

Removing T5 padding tokens. FLUX originally tokenizes text using a fixed-length, padded T5 encoder. These padded tokens are not masked out in the encoder’s attention blocks and are also used as conditioning tokens during generation. While this design simplifies implementation, it introduces several drawbacks: (1) it deviates from the intended T5 usage, where padded tokens are masked out to avoid meaningless attention; (2) it reduces training efficiency, especially in low-resolution image pretraining where the padded tokens incur non-negligible computational overhead; and (3) it can subtly affect generation quality, as shown in prior analysis (Toker et al., 2025) and Fig. 5. To address these issues, we remove all padded T5 tokens in MM-DiT training, resulting in variable-length text tokens per sample.

Packed Sequence with Interleaved Modalities. We organize inputs as tightly packed sequences where text and image tokens are interleaved per sample (e.g., [txt_1, img_1, txt_2, img_2, ...]), maximizing GPU utilization and minimizing padding. FLUX routes modalities through separate

expert MLPs in the DoubleStreamBlock blocks, and we implement efficient routing by precomputing `txt_indices` and `img_indices` to dispatch tokens to their respective MLPs. A 1D `seq_ids` tensor enables each token to retrieve its corresponding per-sample latent vector (`vec`) for conditional modulation.

All-Gathered Modulation with Global Sequence IDs. To support distributed training with our KnapFormer sequence balancing, we address two key challenges: (1) after routing, a sample’s tokens and its latent vector `vec` may reside on different GPUs, and (2) tokens from the same sample may be split across multiple devices. Rather than duplicating vectors across tokens (which would increase communication and redundant computation), we all-gather per-sample vectors across GPUs once, and use a global `seq_ids` tensor to let each token retrieve its modulation parameters (scale, shift, gate) efficiently. This strategy preserves correctness while minimizing communication and compute cost.

FSDP-Compatible Conditional Execution for Sparse MoE Routing. FLUX routes text and image tokens to separate expert MLPs in each DoubleStreamBlock. However, sequence parallelism may cause some GPUs to receive only a subset of modalities (e.g., only image tokens). To prevent Fully Sharded Data Parallel (FSDP) from hanging in the backward pass, we ensure that all expert branches participate in the forward pass by applying dummy gradient-preserving operations on unused parameters.

A.2 ONLINE T5 AND VAE BALANCERS

Diffusion-based text-to-image models (Labs, 2024; Esser et al., 2024) commonly use a T5 encoder (Raffel et al., 2020) to process text prompts. In distributed training, GPUs may receive different numbers of (text, image) pairs due to dataloader variability—such as resolution-dependent batch sizes or sampling imbalance. As a result, the T5 encoding workload can become imbalanced across GPUs, introducing inefficiencies in pipeline-parallel or multi-stage training setups.

Since the T5 tokenizer pads inputs to a fixed length, the per-string compute cost is effectively uniform. Therefore, balancing this stage is straightforward: we evenly redistribute the text strings across GPUs, perform the T5 encoding in parallel, and then redistribute the encoded embeddings back to their original GPUs. This ensures balanced utilization during the T5 stage with minimal communication overhead.

A similar online balancing strategy applies to VAE encoders, which are used to process image or video data into latents. In this case, inputs can be split into spatial or spatiotemporal tiles and distributed across GPUs in a balanced manner. This is particularly beneficial in mixed-resolution or joint image-video training setups, where the cost of VAE encoding varies significantly across samples.

Together, these modular balancers complement the main KnapFormer algorithm and extend the benefits of online load balancing to encoder-heavy stages of multimodal pipelines.