

Estimating the size of a set using cascading exclusion

Sourav Chatterjee*, Persi Diaconis† and Susan Holmes‡

Stanford University

August 11, 2025

Abstract

Let S be a finite set, and X_1, \dots, X_n an i.i.d. uniform sample from S . To estimate the size $|S|$, without further structure, one can wait for repeats and use the birthday problem. This requires a sample size of the order $|S|^{\frac{1}{2}}$. On the other hand, if $S = \{1, 2, \dots, |S|\}$, the maximum of the sample blown up by $n/(n-1)$ gives an efficient estimator based on any growing sample size. This paper gives refinements that interpolate between these extremes. A general non-asymptotic theory is developed. This includes estimating the volume of a compact convex set, the unseen species problem, and a host of testing problems that follow from the question ‘Is this new observation a typical pick from a large prespecified population?’ We also treat regression style predictors. A general theorem gives non-parametric finite n error bounds in all cases.

Key words and phrases. Leave one out estimation, prediction sets, unseen species.

2020 Mathematics Subject Classification. 62G05, 62G25.

Contents

1	Introduction	2
1.1	Background	2
1.2	An abstract setting	2
2	Applications	4
2.1	Unseen species	4
2.2	Convex hulls	8
2.3	Interpolating between birthdays and German tanks using posets	13
2.4	Convex subsets of posets	18
2.5	Testing coincidences	21
2.6	Prediction sets	26

*Department of Statistics and Department of Mathematics, Stanford University, USA. Email: souravc@stanford.edu.

†Department of Statistics and Department of Mathematics, Stanford University, USA. Email: diaconis@math.stanford.edu.

‡Department of Statistics, Stanford University, USA. Email: sph@stanford.edu.

A	Appendix	30
A.1	Proof of Theorem 1.1	30
A.2	Proof of Corollary 2.17	32
A.3	A subtle point	41

1 Introduction

1.1 Background

Let S be a finite set and X_1, X_2, \dots, X_n an independent sample from the uniform distribution on S . One wants to estimate $|S|$, the size of S . With no further structure, a natural procedure is to wait for repeats and use the birthday problem. Let T be the time of the first repeat. The birthday computation gives

$$\mathbb{P}(T = n) = \frac{n-1}{|S|} \prod_{j=1}^{n-2} \left(1 - \frac{j}{|S|}\right) \sim \frac{n-1}{|S|} \exp\left(-\frac{(n-1)(n-2)}{2|S|}\right).$$

Treating $|S|$ as a real parameter, take logs and differentiate the logarithm of the above quantity with respect to $|S|$ to get the natural estimator,

$$\widehat{|S|} = \frac{T(T-1)}{2}. \quad (1.1)$$

Repeats require a sample of size $|S|^{1/2}$ which can be impossible if $|S|$ is very large.

At the other extreme, suppose $S = \{1, 2, \dots, |S|\}$. Then, the sample maximum scaled up by $n/(n-1)$ is a good estimate:

$$\widehat{|S|} = \frac{n}{n-1} \max_{1 \leq i \leq n} X_i. \quad (1.2)$$

This works well for any growing sample size. This is the ‘German tank problem’ extensively used in war-time (see the Wikipedia entry on the German tank problem [54]). The present paper offers a wealth of ways to interpolate between these extremes using partial orders on S . The development is more general, allowing estimates of volume in continuous settings.

There are many examples where uniform samples from S are available but the size $|S|$ is unknown, and of interest. For example, if S is the set of $I \times J$ contingency tables with given row and column sums, Monte Carlo Markov Chain methods give easy access to uniform samples [16] but $|S|$ is unknown. Further recent work arise using the Burnside process [17, 18, 34] for enumerating the number of orbits of a finite group acting on a finite set. This includes contingency tables as a special case [14]. More examples where uniform samples are easily accessible but $|S|$ is unknown are provided in sections 2.2, 2.3, 2.4 below.

1.2 An abstract setting

Let (S, \mathcal{S}) be a measurable space, and let 2^S be the power set of S . We will say that a set-valued map $A : S^n \rightarrow 2^S$ is measurable if the map $(x_1, \dots, x_{n+1}) \mapsto 1_{\{x_{n+1} \in A(x_1, \dots, x_n)\}}$

is measurable. We will say that A is symmetric if it is invariant under permutations of coordinates. If A and B are two measurable set-valued maps, then so is $A \cap B$, because the indicator of the intersection is the product of the indicators. By the inclusion-exclusion formula, this implies that $A \cup B$ is measurable, and therefore, $A \setminus B = (A \cup B) \setminus B$ is measurable. Consequently, the symmetric difference $A \Delta B$ is measurable. A set-valued map A from S^n can also be viewed as a set-valued map from S^m for any $m > n$, by defining $A : S^m \rightarrow 2^S$ as $A(x_1, \dots, x_m) := A(x_1, \dots, x_n)$. Lastly, observe that if $A : S^n \rightarrow 2^S$ is a measurable set-valued map, then the map $(x_1, \dots, x_n) \mapsto \mu(A(x_1, \dots, x_n))$ is measurable, since

$$\mu(A(x_1, \dots, x_n)) = \int_S 1_{\{x_{n+1} \in A(x_1, \dots, x_n)\}} d\mu(x_{n+1}).$$

We will use these observations freely below.

Theorem 1.1. *Let (S, \mathcal{S}) be a measurable space and let X_1, \dots, X_n be i.i.d. S -valued random variables with law μ , where $n \geq 3$. Let $A : S^n \rightarrow 2^S$, $A' : S^{n-1} \rightarrow 2^S$ and $A'' : S^{n-2} \rightarrow 2^S$ be three symmetric set-valued maps that are measurable in the above sense. Define*

$$\begin{aligned} \theta &:= \mathbb{E}[\mu(A'(X_1, \dots, X_{n-1}))(1 - \mu(A'(X_1, \dots, X_{n-1})))], \\ \delta' &:= \mathbb{E}[\mu(A(X_1, \dots, X_n) \Delta A'(X_1, \dots, X_{n-1}))], \\ \delta'' &:= \mathbb{E}[\mu(A'(X_1, \dots, X_{n-1}) \Delta A''(X_1, \dots, X_{n-2}))]. \end{aligned}$$

Then

$$\begin{aligned} &\mathbb{E} \left[\left(\mu(A(X_1, \dots, X_n)) - \frac{1}{n} \sum_{i=1}^n 1_{\{X_i \in A'(X_1, \dots, X_{i-1}, X_{i+1}, \dots, X_n)\}} \right)^2 \right] \\ &\leq 4\delta' + \frac{4(n-1)\delta''}{n} + \frac{2\theta}{n}. \end{aligned}$$

The above theorem says, roughly speaking, that if the random set $A(X_1, \dots, X_n)$ is well-approximated by a random set $A'(X_1, \dots, X_{n-1})$, and $A'(X_1, \dots, X_{n-1})$ is well-approximated by $A''(X_1, \dots, X_{n-2})$, and if n is large, then the measure of $A(X_1, \dots, X_n)$ can be accurately estimated by the leave-one-out estimator

$$\frac{1}{n} \sum_{i=1}^n 1_{\{X_i \in A'(X_1, \dots, X_{i-1}, X_{i+1}, \dots, X_n)\}}.$$

The key assumptions that make this happen are that the functions A , A' and A'' are all symmetric in their arguments, and that X_1, \dots, X_n are i.i.d.

We see here that the exclusion or leave-one-out sums are not built to estimate future performance but for estimating the current measure $\mu(A(X_1, \dots, X_n))$ by leveraging the stability between A , A' and A'' under systematic exclusion. We like to call this idea **cascading exclusion**, which we introduce as a theoretical framework for providing mathematical bounds on estimation accuracy. Note that this is different than cross validation [49], which estimates how well a model trained on one subset will perform on unseen data.

A proof of Theorem 1.1 appears in Appendix A.1. Appendix A.3 addresses a related subtle point: while the estimator is close to the random variable $\mu(A(X_1, \dots, X_n))$, the latter need not concentrate around a fixed limiting value.

Section 2 develops applications and gives sharp, finite sample bounds for θ , δ' and δ'' tailored to these applications.

Section 2.1 treats the unseen species problem. There, S is a finite or countable set and $\mathbb{P}(X_i = s) = p(s)$ is an unknown probability p on S . Taking $A = A(X_1, \dots, X_n) := S \setminus \{X_1, \dots, X_n\}$, we get

$$\mu(A) = n_0 := \sum_{s \notin \{X_1, \dots, X_n\}} p(s),$$

the chance of seeing a new observation in the next sample. Our estimator becomes the Good–Turing estimator

$$\hat{n}_0 = \frac{n_1}{n}$$

with n_1 the number of singletons, i.e., the observations occurring once in the sample.

The limits in Theorem 1.1 are developed to prove Lemma 2.2, which implies by Theorem 2.1 that $\mathbb{E}[(n_0 - \hat{n}_0)^2] \leq \frac{5}{n-2}$. Section 2.2 gives the promised interpolation between the ‘unknown k ’ birthday problem and the German tank problem in the presence of a partial order on S . Section 2.3 treats the continuous problem of estimating the volume of a convex set. It gives explicit finite sample accuracy bounds that are useful for any dimension d provided that roughly $n \gg d$. Section 2.5 treats a problem suggested by David Aldous. There, $|S|$ is a well defined corpus — e.g., a library of DNA sequences or a collection of melodies. One wants to test if a new entry is suspiciously close to any element of the target collection. The setup uses a distance on S and gives a universally valid test. Section 2.6 treats a general prediction problem where one observes $\{(X_i, Y_i)\}_{i=1, \dots, n}$, builds a prediction interval for Y given X using some given procedure, and then estimates the coverage probability of the prediction interval using a leave-one-out estimator.

The ‘leave-one-out’ estimators underlying Theorem 1.1 are classical statistics fare, often studied as ‘cross-validation’ (although with a fundamentally different objective than ours, as explained above); see [49] for history and references. Shao [44] proves limit theorems for cross validation in the regression setting, but we emphasize that the present theorems are non-asymptotic with explicit constants. As indicated, the literature on applications is huge and we point our readers to reviews in the different sections.

All sections contain worked examples with available code (see github). All contain reviews of the literature and can be read now for further motivation.

2 Applications

2.1 Unseen species

An island has N unknown species of animals, where N is allowed to be infinity. A zoologist, at every turn, observes an animal from species i with probability p_i , where p_1, \dots, p_N are nonnegative and add up to 1. The p_i ’s and the number N are unknown. Given the data

that the zoologist has at the end of n turns, what is an estimate of the probability that the zoologist observes an animal from a new species at the next turn? The following theorem, which we obtain as a corollary of Theorem 1.1, shows that the classical Good–Turing estimate \hat{n}_0 (which we denote by T_n/n below) is accurate whenever n is large.

Theorem 2.1. *In the above setting, let T_n be the number of species that have been observed exactly once up to time n , where $n \geq 3$, and let P_n be the conditional probability, given the history up to time n , that a new species is observed at time $n + 1$. We have the following bound that depends solely on n :*

$$\mathbb{E} \left[\left(\frac{T_n}{n} - P_n \right)^2 \right] \leq \frac{4}{e(n-1)} + \frac{4(n-1)}{en(n-2)} + \frac{2}{n} \leq \frac{5}{n-2}.$$

Theorem 2.1 will be proven in several steps. Some of these offer different bounds. First, Lemmas 2.2 and 2.3, then finally the proof of Theorem 2.1.

Lemma 2.2. *In the above setting, we have*

$$\begin{aligned} \mathbb{E} \left[\left(\frac{T_n}{n} - P_n \right)^2 \right] &\leq 4 \sum_{i=1}^N p_i^2 (1-p_i)^{n-1} + \frac{4(n-1)}{n} \sum_{i=1}^N p_i^2 (1-p_i)^{n-2} \\ &\quad + \frac{2}{n} \sum_{i=1}^N p_i (1-p_i)^{n-1}. \end{aligned}$$

Proof. Let $X_i \in \{1, \dots, N\}$ be the species seen at time i . Let μ be the law of the X_i 's (i.e., $\mu(\{j\}) = p_j$ for each j). Let $A(X_1, \dots, X_n)$ be the set of species that have not been observed up to time n , and define A' and A'' similarly, replacing n by $n-1$ and $n-2$, respectively. Then

$$\mu(A(X_1, \dots, X_n)) = P_n,$$

and

$$\frac{1}{n} \sum_{i=1}^n 1_{\{X_i \in A'(X_1, \dots, X_{i-1}, X_{i+1}, \dots, X_n)\}} = \frac{T_n}{n}.$$

Thus, we only have to compute upper bounds on the quantities θ , δ' and δ'' from Theorem 1.1. First, note that

$$\begin{aligned} \theta &\leq \mathbb{E}[\mu(A'(X_1, \dots, X_{n-1}))] \\ &= \mathbb{P}(X_n \notin \{X_1, \dots, X_{n-1}\}) \\ &= \sum_{i=1}^N \mathbb{P}(X_j \neq i \text{ for all } j \leq n-1 | X_n = i) \mathbb{P}(X_n = i) \\ &= \sum_{i=1}^N p_i (1-p_i)^{n-1}. \end{aligned}$$

Similarly,

$$\begin{aligned}\delta' &= \mathbb{P}(X_{n+1} \in A(X_1, \dots, X_n) \Delta A'(X_1, \dots, X_{n-1})) \\ &= \mathbb{P}(X_{n+1} = X_n \text{ and } X_{n+1} \neq X_j \text{ for all } j \leq n-1) = \sum_{i=1}^N p_i^2 (1-p_i)^{n-1}.\end{aligned}$$

The same calculation gives

$$\delta'' = \sum_{i=1}^N p_i^2 (1-p_i)^{n-2}.$$

By Theorem 1.1, this completes the proof. \square

When N is finite, one can maximize over all possible values of p_1, \dots, p_N in the above theorem to obtain the following corollary of Lemma 2.2.

Lemma 2.3. *In the setting of Lemma 2.2, suppose that N is finite. Then*

$$\mathbb{E} \left[\left(\frac{T_n}{n} - P_n \right)^2 \right] \leq \left(\frac{8}{N} + \frac{2}{n} \right) e^{-(n-2)/N}.$$

Proof. It is an easy calculus exercise to check that the upper bound in Lemma 2.2 is maximized when $p_1 = \dots = p_N = 1/N$, when it is equal to

$$\begin{aligned}& 4 \sum_{i=1}^N \frac{1}{N^2} \left(1 - \frac{1}{N} \right)^{n-1} + \frac{4(n-1)}{n} \sum_{i=1}^N \frac{1}{N^2} \left(1 - \frac{1}{N} \right)^{n-2} \\ & \quad + \frac{2}{n} \sum_{i=1}^N \frac{1}{N} \left(1 - \frac{1}{N} \right)^{n-1} \\ & \leq \frac{4}{N} e^{-(n-1)/N} + \frac{4(n-1)}{n} \frac{1}{N} e^{-(n-2)/N} + \frac{2}{n} e^{-(n-1)/N},\end{aligned}$$

where we used the inequality $1 - x \leq e^{-x}$, which holds for all $x \geq 0$. This completes the proof. \square

Proof of Theorem 2.1. Take any positive integer m . It is easy to show that that maximum value of $x(1-x)^m$ as x ranges over $[0, 1]$ is attained when $x = 1/(m+1)$, where the value is

$$\frac{1}{m+1} \left(1 - \frac{1}{m+1} \right)^m = \frac{1}{m} \left(1 - \frac{1}{m+1} \right)^{m+1} \leq \frac{1}{em}.$$

This shows that the upper bound from Lemma 2.2 is bounded above by

$$4 \sum_{i=1}^N \frac{p_i}{e(n-1)} + \frac{4(n-1)}{n} \sum_{i=1}^N \frac{p_i}{e(n-2)} + \frac{2}{n} \sum_{i=1}^N p_i \leq \frac{4}{e(n-1)} + \frac{4(n-1)}{en(n-2)} + \frac{2}{n}.$$

This completes the proof. \square

In spite of the simplicity of the bound in Theorem 2.1, the dependence on N from Lemma 2.3 can be informative if N is known. For example, suppose $n = N \log N - aN$ for

some $a > 0$. Then Lemma 2.3 shows that

$$\mathbb{E} \left[\left(\frac{T_n}{n} - P_n \right)^2 \right] \leq \frac{Ce^a}{N^2},$$

where C is a universal constant, which is much better than $O(1/n)$ bound obtained by maximizing over N .

Theorem 2.1 is derived from our general theory, Theorem 1.1. For the special case of unseen species, Robbins [42] has the sharper bound of $\frac{1}{n}$ to our $\frac{5}{n-2}$, and shows that when n is large, $\frac{0.6}{n}$ is a lower bound.

2.1.1 Literature Review

The unseen species problem has a long history, from Jaccard’s work on counting flora present in the Alps [32], Corbet and Fisher’s butterfly’s [9], Good and Turing’s applications in World War II code breaking [26] and ‘How many words did Shakespeare know’ by Efron and Thisted [23]. A 1993 survey of Bunge and Fitzpatrick [4] has 180 references to earlier writing in theoretical and applied statistics.

A whole section of literature in Bayesian nonparametrics (see Favaro et al. [25] and Lijoi et al. [37]) has refined the use of prior information in the estimations which in practical situations is the most reasonable approach since such information is easily available. There are many justifications for the estimator n_0 of Good–Turing (see [15]).

The paper of Lo [38] uses ‘leave one out’ methodology in a similar fashion to the present development, and goes on to relate it to other problems. See the literature review in Section 2.2 for more details.

There is an extremely large literature on the comparison and estimation of the *number* of different species in different environments; see Gotelli and Colwell [27] for a book chapter reviewing the literature. Suppose the true number of species in a population is denoted R . Darroch and Ratcliff [10] suggested to blow up the observed R_{obs} by the coverage factor and use the estimate $R_{\text{obs}}/(1 - \frac{n_1}{N})$. Chao [6] showed an improvement using both the doubletons and singletons. An interesting development occurred in the study of diversity inference in ecology with the work of Sanders [43] and followup corrections Simberloff [46] that proposed going further than leave-one-out. Before the invention of the bootstrap by Efron, Sanders suggested the construction of rarefaction curves built by taking systematic subsamples of size $n - 1, n - 2, n - 3, \dots, 1$ and plotting the curve of numbers of species. Simulations are not necessary here as Hurlbert [30] gives formulae for the curves. In statistical terms, Siegel and German [45] point out that we can give confidence bands for the true curves determined by the observed multinomial counts thus using the data on the counts. The extrapolation of these curves give good estimates of the number of species, which have not been justified theoretically.

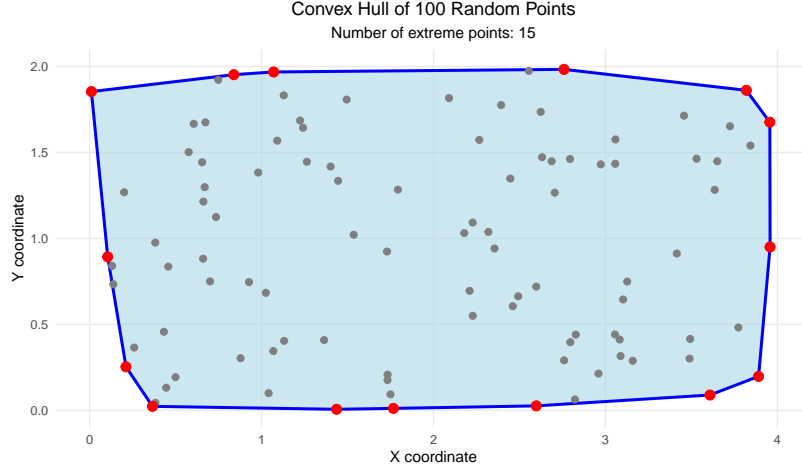


Figure 1: Convex hull of 100 randomly generated points uniformly distributed in the rectangle $[0, 4] \times [0, 2]$. The light blue shaded region represents the convex hull, while red points indicate the extreme points (vertices of the convex hull).

2.2 Convex hulls

Let X_1, \dots, X_n be i.i.d. random points drawn from some probability measure μ on \mathbb{R}^d . Let V_n be the number of vertices (i.e., extreme points) of the convex hull of X_1, \dots, X_n as illustrated in the two dimensional case in Figure 1. It is a simple fact, originally observed by Efron [22], that

$$\frac{1}{n}\mathbb{E}(V_n) = \mathbb{E}(D_{n-1}),$$

where D_{n-1} is the μ -measure of the complement of the convex hull of X_1, \dots, X_{n-1} . The following theorem, which we obtain as a corollary of Theorem 1.1, shows that if $n \gg d$, then not only are the expected values of $\frac{1}{n}V_n$ and D_{n-1} equal to each other, but the two random variables themselves are close to each other with high probability. This is applied to give a useful estimate of volume in corollary 2.5.

Theorem 2.4. *Let X_1, \dots, X_n be i.i.d. random points drawn from some probability measure μ on \mathbb{R}^d , where $n \geq 3$. Let V_n be the number of extreme points of $\text{conv}(X_1, \dots, X_n)$. Let $D_n := 1 - \mu(\text{conv}(X_1, \dots, X_n))$. Then*

$$\mathbb{E}\left[\left(\frac{V_n}{n} - D_n\right)^2\right] \leq \frac{8d+9}{n}.$$

and $\mathbb{E}|D_n - D_{n-1}| \leq (d+1)/n$.

Proof. To put this problem in the framework of Theorem 1.1, let

$$A(x_1, \dots, x_n) := \mathbb{R}^d \setminus \text{conv}(x_1, \dots, x_n),$$

and define A' and A'' to be the same, but with $n - 1$ and $n - 2$ points, respectively. Then note that

$$\mu(A(X_1, \dots, X_n)) = 1 - \mu(\text{conv}(X_1, \dots, X_n)) = D_n,$$

and

$$\begin{aligned} \frac{1}{n} \sum_{i=1}^n 1_{\{X_i \in A'(X_1, \dots, X_{i-1}, X_{i+1}, \dots, X_n)\}} &= \frac{1}{n} \sum_{i=1}^n 1_{\{X_i \notin \text{conv}(X_1, \dots, X_{i-1}, X_{i+1}, \dots, X_n)\}} \\ &= \frac{V_n}{n}. \end{aligned}$$

Thus, to prove the first inequality claimed in the theorem, we only have to compute upper bounds on the quantities θ , δ' and δ'' from Theorem 1.1. We bound θ simply by $\frac{1}{4}$. Next, note that

$$\begin{aligned} \delta'' &= \mathbb{E}[\mu(A'(X_1, \dots, X_{n-1}) \Delta A''(X_1, \dots, X_{n-2}))] \\ &= \mathbb{P}[X_n \in \text{conv}(X_1, \dots, X_{n-1}) \setminus \text{conv}(X_1, \dots, X_{n-2})]. \end{aligned}$$

Let us call an index $i \in \{1, \dots, n - 1\}$ ‘indispensable’ if X_n is in $\text{conv}(X_1, \dots, X_{n-1})$ but X_n is not in $\text{conv}(X_1, \dots, X_{i-1}, X_{i+1}, \dots, X_{n-1})$. We claim that the set of indispensable vertices has size $\leq d + 1$ with probability one. To see this, let P be the set of indispensable indices in a particular realization. Without loss, let us assume that $|P| \geq 1$, which implies that $X_n \in \text{conv}(X_1, \dots, X_{n-1})$. By Carathéodory’s theorem for convex hulls in Euclidean space, there is a set $Q \subseteq \{1, \dots, n - 1\}$ of size $\leq d + 1$ such that X_n is in the convex hull of $(X_i)_{i \in Q}$. If an index i is not in Q , then clearly i cannot be indispensable, because $Q \subseteq \{1, \dots, i - 1, i + 1, \dots, n - 1\}$ and so X_n is in the convex hull of $X_1, \dots, X_{i-1}, X_{i+1}, \dots, X_{n-1}$. Thus, $P \subseteq Q$. This proves that $|P| \leq d + 1$. Consequently,

$$d + 1 \geq \mathbb{E}|P| = \sum_{i=1}^{n-1} \mathbb{P}(i \in P).$$

But by symmetry, $\mathbb{P}(i \in P)$ is the same for each i . Therefore $\mathbb{P}(i \in P) \leq (d + 1)/(n - 1)$ for each i . But $\delta'' = \mathbb{P}(n - 1 \in P)$. Thus,

$$\delta'' \leq \frac{d + 1}{n - 1}.$$

By exactly the same argument with n replaced by $n + 1$ (and introducing an extra variable X_{n+1}), we get

$$\delta' \leq \frac{d + 1}{n}.$$

Thus, by Theorem 1.1, we get the first inequality claimed in the theorem. For the second inequality, simply note that $\mathbb{E}|D_n - D_{n-1}| = \delta'$, and apply the bound obtained above. \square

Theorem 2.4 can be used to quantify, as follows, the error of a natural estimate of the

volume of a convex set if we know how to draw uniformly from the convex set. Diaconis and Efron [12] encountered this problem in their work on contingency tables. They used the volume of the set of positive real arrays with given row and column sums as a surrogate for the number of tables. Uniform samples are available using many varieties of the ‘hit and run’ [11] and sequential importance sampling algorithms [8]. See further discussions in Diaconis et al. [19].

Let K be a bounded convex subset of \mathbb{R}^d with nonzero volume. Let X_1, \dots, X_n be drawn independently and uniformly at random from K . Let V_n be the number of vertices in the convex hull of X_1, \dots, X_n . By Theorem 2.4, we know that if $n \gg d$, then the random variable V_n/n is close to the random variable

$$D_n = 1 - \frac{\text{vol}(\text{conv}(X_1, \dots, X_n))}{\text{vol}(K)}$$

with high probability. This suggests that the following would be a good estimate of $\text{vol}(K)$:

$$\widehat{\text{vol}(K)} := \frac{\text{vol}(\text{conv}(X_1, \dots, X_n))}{1 - \frac{V_n}{n}}. \quad (2.1)$$

To get an upper bound on the error of this estimate, observe that

$$\begin{aligned} \left(\frac{V_n}{n} - D_n\right)^2 &= \left(\frac{\text{vol}(\text{conv}(X_1, \dots, X_n))}{\text{vol}(K)} - 1 + \frac{V_n}{n}\right)^2 \\ &= \left(\frac{\widehat{\text{vol}(K)}}{\text{vol}(K)} \left(1 - \frac{V_n}{n}\right) - 1 + \frac{V_n}{n}\right)^2 \\ &= \left(1 - \frac{V_n}{n}\right)^2 \left(\frac{\widehat{\text{vol}(K)}}{\text{vol}(K)} - 1\right)^2. \end{aligned}$$

Thus, Theorem 2.4 yields the following corollary.

Corollary 2.5. *Let X_1, \dots, X_n be i.i.d. random points drawn from the uniform distribution on K , where K is a bounded convex subset of \mathbb{R}^d with nonzero volume, and $n \geq 3$. Let V_n be the number of extreme points of $\text{conv}(X_1, \dots, X_n)$. Then*

$$\mathbb{E} \left[\frac{(n - V_n)^2}{(8d + 9)n} \left(\frac{\widehat{\text{vol}(K)}}{\text{vol}(K)} - 1 \right)^2 \right] \leq 1.$$

The above corollary implies that if $n - V_n \gg \sqrt{nd}$ in a particular realization, then we can expect that $\widehat{\text{vol}(K)}$ is a good estimate of $\text{vol}(K)$. In particular, it gives the following level $1 - \alpha$ confidence interval for $\text{vol}(K)$:

$$I_\alpha := \left[\widehat{\text{vol}(K)}, \frac{\widehat{\text{vol}(K)}}{1 - \frac{\sqrt{(8d+9)n}}{\sqrt{\alpha}(n-V_n)}} \right].$$

To see that this indeed has level $1 - \alpha$, simply note that by Markov’s inequality and the fact

that $\widehat{\text{vol}}(K) \leq \text{vol}(K)$,

$$\begin{aligned}
\mathbb{P}(\text{vol}(K) \notin I_\alpha) &= \mathbb{P}\left(\frac{\widehat{\text{vol}}(K)}{\text{vol}(K)} \notin \left[1 - \frac{\sqrt{(8d+9)n}}{\sqrt{\alpha}(n-V_n)}, 1\right]\right) \\
&\leq \mathbb{P}\left(\left|\frac{\widehat{\text{vol}}(K)}{\text{vol}(K)} - 1\right| > \frac{\sqrt{(8d+9)n}}{\sqrt{\alpha}(n-V_n)}\right) \\
&= \mathbb{P}\left(\frac{(n-V_n)^2}{(8d+9)n} \left(\frac{\widehat{\text{vol}}(K)}{\text{vol}(K)} - 1\right)^2 > \frac{1}{\alpha}\right) \\
&\leq \alpha \mathbb{E}\left[\frac{(n-V_n)^2}{(8d+9)n} \left(\frac{\widehat{\text{vol}}(K)}{\text{vol}(K)} - 1\right)^2\right] \leq \alpha.
\end{aligned}$$

2.2.1 Small illustrations in low dimension

For the example in Figure 1, there are 15 extreme points and the convex hull has an area of 7.266, which gives $\widehat{\text{vol}}(K) = 8.55$.

Theorem 2.4 is empirically validated in Figures 2–4. Figure 2 shows that the MSE bound in Theorem 2.4 is valid for all tested distributions and dimensions. The stability of the D_n sequence is confirmed in Figure 3 showing the predicted $O(1/n)$ convergence.

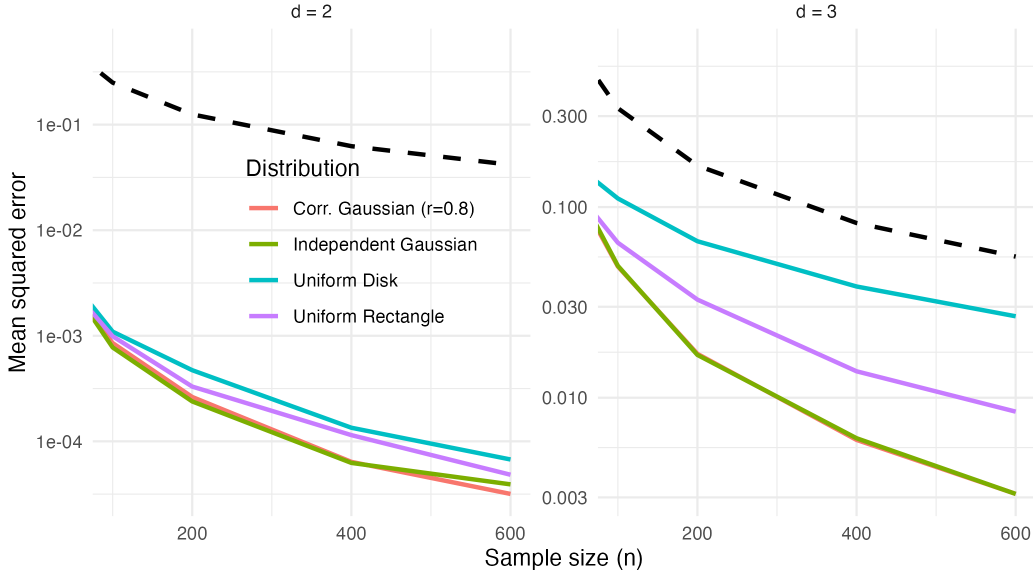


Figure 2: Verification of the MSE bound from Theorem 2.4: $\mathbb{E}[(V_n/n - D_{n-1})^2] \leq (8d+9)/n$. The empirical mean squared error is shown for four distributions (uniform rectangle and disk, independent Gaussian, and correlated Gaussian with $r = 0.8$) in dimensions $d = 2$ and $d = 3$. The black dashed line represents the theoretical upper bound. All empirical values fall well below the bound across different probability measures.

2.2.2 Literature review

The problem of estimating/approximating the volume of a convex set has generated a huge literature in the theoretical computer science community. Exact computation of the volume is

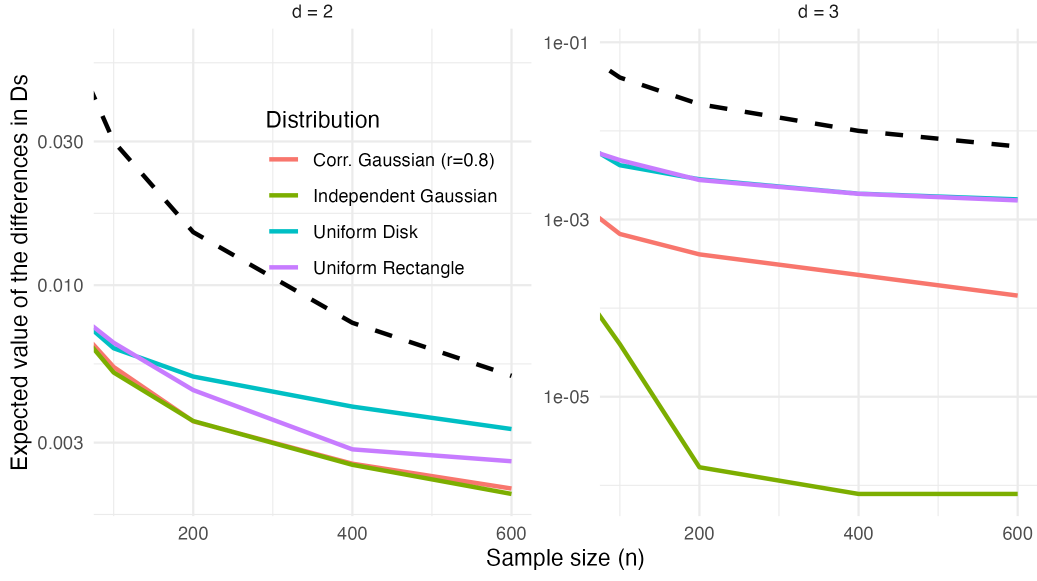


Figure 3: Verification of the second bound from Theorem 2.4: $\mathbb{E}[|D_n - D_{n-1}|] \leq (d+1)/n$. The empirical expectation of the absolute difference between consecutive D values is plotted against sample size for the same four distributions and dimensions. The black dashed line shows the theoretical bound $(d+1)/n$. The logarithmic scale emphasizes the $O(1/n)$ convergence rate predicted by the theory.

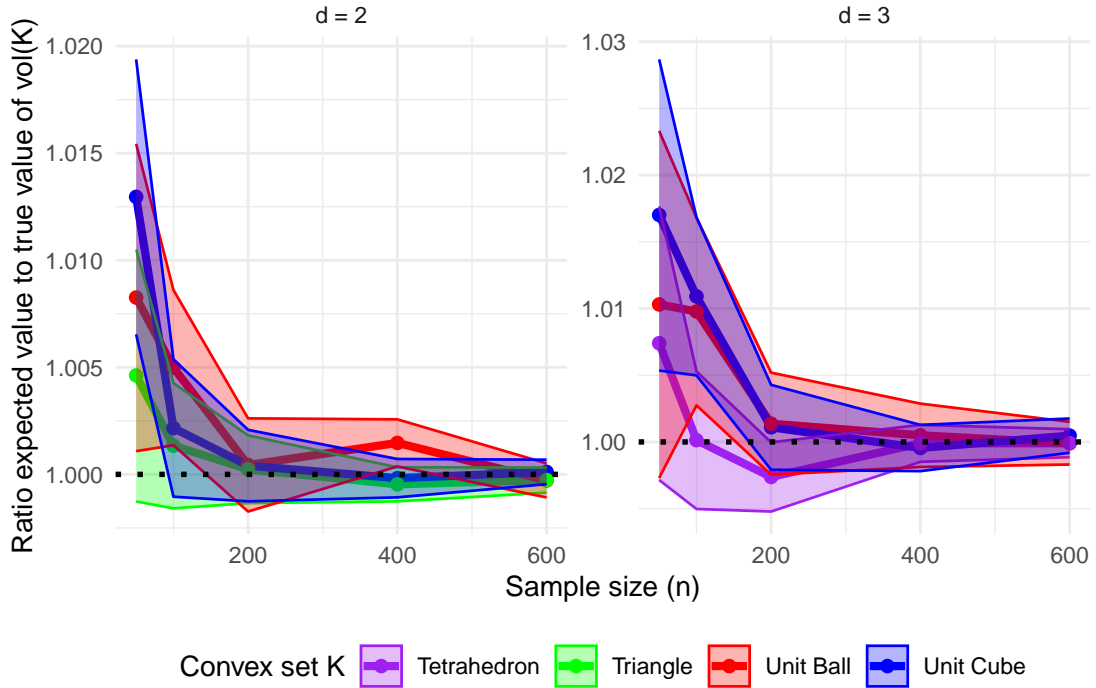


Figure 4: Illustrations of the volume estimator $\widehat{\text{vol}}(K)$ from corollary 2.5. The ratio $\mathbb{E}[\widehat{\text{vol}}(K)]/\text{vol}(K)$ approaches 1 (unbiased estimation) as sample size increases for unit cubes, unit balls, triangles, and tetrahedra in two and three dimensions. This convergence supports the validity of the volume estimation approach underlying the corollary's error bound.

one of the first problems shown to be $\#P$ -complete (see Valiant [51] and Dyer et al. [21]). An approximate computation of the volume in polynomial time is an early achievement of Dyer and Frieze [20]. The first algorithms are of theoretical interest only (order n^{24} or so). A long sequence of refinements reduced this to $O^*(n^5)$ (with omitted log factors) — see Kannan et al. [35]. The Wikipedia entry for ‘Convex volume approximation’ [53] has up-to-date references. To our knowledge, these estimates are still of only theoretical interest.

Inherent in these developments is a different type of ‘extra information’, the idea of ‘reducible structure’. In our language this entails, in addition to S , a sequence $S = S_1 \supseteq S_2 \supseteq \dots \supseteq S_n$ of sets with $|S_{i+1}|/|S_i|$ bound away from 0 and 1, and $|S_n|$ known. Random sampling from S_i allows efficient estimation of $|S_{i+1}|/|S_i|$, and multiplying these estimates together and by the known $|S_n|$ gives an estimate of $|S|$. The original work of Broder, Jerrum and Sinclair [47] makes this all precise. See Diaconis and Holmes [13] and Diaconis and Zhong [18] for real examples. It is a challenging question to combine these reducible structure ideas with the present approach.

Return now to the present Theorem 2.4 and Corollary 2.5. It is natural to ‘blow up’ the volume V_n of the convex hull of the sample along the lines of the German tank paradigm. In unpublished work, Diaconis suggested the volume estimate displayed in equation (2.1). This suggestion was published and developed in two dimensions by Lo [38], who gives a central limit approximation for the distribution. Baldin and Reiß [3] discuss careful choice of the blow-up factor and prove that the resulting estimator is minimax.

2.3 Interpolating between birthdays and German tanks using posets

In the introduction, two variants of the problem ‘Estimate $|S|$ ’ are discussed. In the first (birthday variant), no structure on S is assumed and a sample size $\gg \sqrt{|S|}$ is required. In the second, S is given with a linear order as $S = \{1, 2, \dots, |S|\}$ and a sample of any growing size suffices. This section interpolates between these when S is partially ordered. The ideas are ‘easy’ but since ‘poset theory’ is not standard fare, we proceed slowly. Richard Stanley’s [48, Chapter 3] is a standard reference to partially ordered sets. William Trotter’s *Combinatorics and Partially Ordered Sets: Dimension Theory* [50] is also useful.

A chain in a partially ordered set is a linearly ordered subset. An antichain has no elements comparable. (See Figure 5 for some examples.) The German tank problem has S a chain, the birthday problem has S an antichain. Most posets are somewhere between these two. Our development begins abstractly; following this the birthday and German tank problem are treated; our estimates specialize exactly to the naive estimates (1.1), (1.2) in the introduction. Convex subsets of a poset are treated in section 2.4.

Let (S, \preceq) be a partially ordered set, possibly infinite. Let \mathcal{S} be a σ -algebra on S that is compatible with the partial order, meaning that the set $\{(x, y) \in S^2 : x \preceq y\}$ is a measurable subset of S^2 under the product σ -algebra. Recall that the upper set of an element $x \in S$ is the set of all y such that $x \preceq y$. The upper set of a subset $T \subseteq S$ is the union of the upper sets of all $x \in T$. The upper set of T is denoted by $\uparrow T$.

An up-set is simply a subset containing all larger points. For the poset

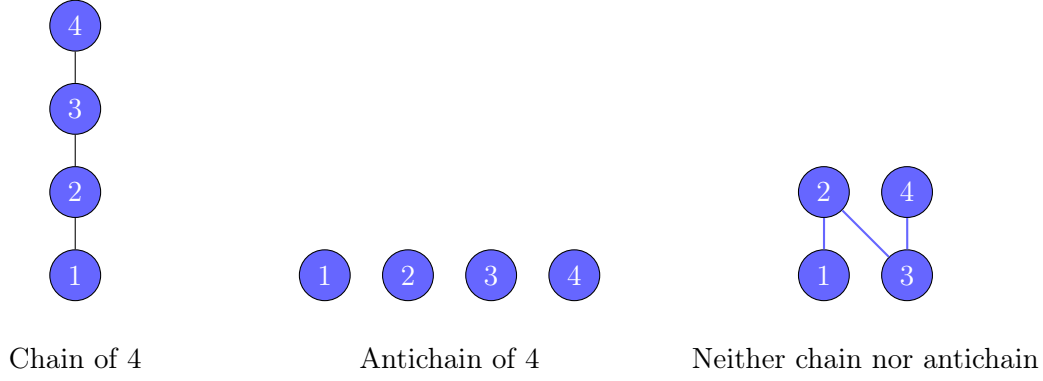
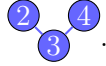


Figure 5: Three examples of partially ordered sets. A line connecting two vertices indicates that they are comparable, with the vertex positioned higher in the picture being greater than the lower in the partial ordering.



the up-set generated by 3 is



Up-sets are a basic construct of poset theory where they are called ‘order ideals’ (see Stanley [48, Section 3.4]). A simple example of an up-set comes from using the opposite order on $S = \{1, \dots, N\}$ and the product order on $S \times S$; the up-sets are partitions $\{(i, j), 1 \leq i \leq I, 1 \leq j \leq \lambda_i \text{ with } \lambda_1 \geq \lambda_2 \geq \dots \geq \lambda_I\}$.

Let X_1, \dots, X_n be i.i.d. points drawn from a probability measure μ on (S, \mathcal{S}) . Suppose that we want to estimate the measure of the upper set of X_1, \dots, X_n from this data. The following theorem, which we obtain as a consequence of Theorem 1.1, shows that a good estimate can be produced without any extra knowledge about S or μ .

Theorem 2.6. *Let (S, \preceq) be a partially ordered set and \mathcal{S} be a σ -algebra on S that is compatible with the partial order, in the above sense. Let X_1, \dots, X_n be i.i.d. points drawn from a probability measure μ on (S, \mathcal{S}) . Let*

$$N_n := |\{1 \leq i \leq n : X_j \preceq X_i \text{ for some } j \neq i\}|.$$

Then

$$\mathbb{E} \left[\left(\frac{N_n}{n} - \mu(\uparrow\{X_1, \dots, X_n\}) \right)^2 \right] \leq \left(\frac{8}{e} + \frac{1}{2} \right) \frac{1}{n} < \frac{7}{2n}.$$

Proof. To put this problem in the framework of Theorem 1.1, let

$$A(x_1, \dots, x_n) := \uparrow\{x_1, \dots, x_n\},$$

and define A' and A'' to be the same, but with $n - 1$ and $n - 2$ points, respectively. Then

note that

$$\mu(A(X_1, \dots, X_n)) = \mu(\uparrow\{X_1, \dots, X_n\}),$$

and

$$\begin{aligned} \frac{1}{n} \sum_{i=1}^n 1_{\{X_i \in A'(X_1, \dots, X_{i-1}, X_{i+1}, \dots, X_n)\}} &= \frac{1}{n} \sum_{i=1}^n 1_{\{X_i \in \uparrow\{X_1, \dots, X_{i-1}, X_{i+1}, \dots, X_n\}\}} \\ &= \frac{N_n}{n}. \end{aligned}$$

Thus, we only have to compute upper bounds on the quantities θ , δ' and δ'' from Theorem 1.1. We bound θ by $\frac{1}{4}$. Next, note that

$$\begin{aligned} \delta'' &= \mathbb{E}[\mu(A'(X_1, \dots, X_{n-1}) \Delta A''(X_1, \dots, X_{n-2}))] \\ &= \mathbb{P}(X_1 \not\leq X_n, \dots, X_{n-2} \not\leq X_n, X_{n-1} \leq X_n). \end{aligned}$$

Let $Z := \mathbb{P}(X_1 \not\leq X_n | X_n)$. Then note that $Z = \mathbb{P}(X_i \not\leq X_n | X_n)$ a.s. for each $i \leq n-1$, and

$$\mathbb{P}(X_{n-1} \leq X_n | X_n) = 1 - \mathbb{P}(X_{n-1} \not\leq X_n | X_n) = 1 - Z.$$

Moreover, the events $X_i \not\leq X_n$, $i = 1, \dots, n-1$, are conditionally independent given X_n . Thus, we get

$$\begin{aligned} &\mathbb{P}(X_1 \not\leq X_n, \dots, X_{n-2} \not\leq X_n, X_{n-1} \leq X_n) \\ &= \mathbb{E}[\mathbb{P}(X_1 \not\leq X_n, \dots, X_{n-2} \not\leq X_n, X_{n-1} \leq X_n | X_n)] \\ &= \mathbb{E}[\mathbb{P}(X_1 \not\leq X_n | X_n) \cdots \mathbb{P}(X_{n-2} \not\leq X_n | X_n) \mathbb{P}(X_{n-1} \leq X_n | X_n)] \\ &= \mathbb{E}[Z^{n-2}(1-Z)]. \end{aligned}$$

But Z takes value in $[0, 1]$. Thus, simple calculus shows that the maximum possible value of $Z^{n-2}(1-Z)$ is attained when $Z = 1 - \frac{1}{n-1}$, and this value is

$$\left(1 - \frac{1}{n-1}\right)^{n-1} \frac{1}{n-1} \leq \frac{1}{e(n-1)}.$$

This proves that

$$\delta'' \leq \frac{1}{e(n-1)}.$$

By exactly the same argument with n replaced by $n+1$ (and introducing an extra variable X_{n+1}), we get

$$\delta' \leq \frac{1}{en}.$$

By Theorem 1.1, this completes the proof. \square

Theorem 2.6 can be used to estimate the size of a finite up-set from a sample of uniformly

chosen i.i.d. random points from that up-set, as follows. Let T be a finite up-set, and let X_1, \dots, X_n be drawn independently and uniformly at random from T . Let N_n be as in Theorem 2.6. Then by Theorem 2.6, we know that with high probability,

$$\frac{N_n}{n} \approx \frac{|\uparrow\{X_1, \dots, X_n\}|}{|T|}.$$

Thus, it is reasonable to estimate $|T|$ using

$$|\widehat{T}| := \frac{n|\uparrow\{X_1, \dots, X_n\}|}{N_n}.$$

To get an upper bound on the error of this estimate, note that

$$\left(\frac{N_n}{n} - \frac{|\uparrow\{X_1, \dots, X_n\}|}{|T|}\right)^2 = \frac{N_n^2}{n^2} \left(1 - \frac{|\widehat{T}|}{|T|}\right)^2.$$

Thus, Theorem 2.6 yields the following corollary.

Corollary 2.7. *Let S be a partially ordered set and T be a finite up-set of S . Let X_1, \dots, X_n be drawn independently and uniformly from T , and let N_n be as in Theorem 2.6. Let $|\widehat{T}|$ be the estimate of $|T|$ defined above. Then*

$$\mathbb{E}\left[\frac{N_n^2}{n} \left(1 - \frac{|\widehat{T}|}{|T|}\right)^2\right] \leq \frac{8}{e} + \frac{1}{2}.$$

The above corollary implies that if $N_n \gg \sqrt{n}$ in a particular realization, then we can expect that $|\widehat{T}|$ is a good estimate of $|T|$. Using Markov's inequality as in the paragraph following Corollary 2.5 gives confidence intervals.

Let us now work out some simple applications of Corollary 2.7.

Example 2.8 (Birthday generalization). Let S be an arbitrary set, and let \preceq be the relation defined as $x \preceq x$ for each $x \in S$ and x, y are not comparable if $x \neq y$. Let T be any finite subset of S . Then T is an up-set. Let X_1, \dots, X_n be drawn independently and uniformly at random from T . Estimating the size of T from this sample is simply the inverse birthday problem. Let us work out what our estimator turns out to be in this example. Note that here, N_n is the number of sample points that have been drawn more than once, and $\uparrow\{X_1, \dots, X_n\}$ is just the sample set $\{X_1, \dots, X_n\}$. Thus, in this example,

$$|\widehat{T}| = \frac{n \cdot \text{number of distinct sample points}}{\text{number of sample points that are not singletons}}. \quad (2.2)$$

If sampling is done until a first repeat, then $|\widehat{T}| = \frac{n(n-1)}{2}$. This is just the approximate maximum likelihood estimate (1.1) in the introduction.

A different motivation for this same estimator follows from the ‘capture-recapture’ work of Darroch and Ratcliff [10]. If T is a finite set of size $|T|$ and X_1, \dots, X_n is an i.i.d. uniform sample from T , let D be the set of distinct values among $\{X_1, \dots, X_n\}$. The chance that the

next value is *not* in D is $\frac{|T|-|D|}{|T|}$. Estimating this using the Good–Turing estimate $\frac{n_1}{n}$, with n_1 the number of singletons in the sample, Darroch and Ratcliff [10] equate $\frac{|T|-|D|}{|T|} \simeq \frac{n_1}{n}$, which gives the estimate

$$|\widehat{T}| = \frac{|D|}{1 - \frac{n_1}{n}}.$$

Note that this exactly the estimate displayed in equation (2.2). If there are many repeats, this can be improved by the Chao estimates [6, 7] that use doubletons as well as singletons.

Consider further the denser case where we draw $n = \alpha|T|$ samples, where α is some given positive fraction. This is like dropping n balls into $|T|$ boxes; the number of distinct sample points correspond to the number of nonempty boxes, which is $\approx |T|(1 - e^{-\alpha})$, and the number of sample points that are singletons correspond to the number of boxes containing exactly one ball, which is $\approx |T|\alpha e^{-\alpha}$. Thus, the number of sample points that are not singletons is $\approx n - |T|\alpha e^{-\alpha} = \alpha|T|(1 - e^{-\alpha})$. Therefore,

$$|\widehat{T}| \approx \frac{n|T|(1 - e^{-\alpha})}{\alpha|T|(1 - e^{-\alpha})} = \frac{n}{\alpha} = |T|.$$

Note the inverse birthday problem referred to here is different from the problem studied in Hwang et al. [31] who study the problem with unknown n .

Example 2.9 (German tanks). Let $S = \{1, 2, \dots\}$ be the set of natural numbers, and let \preceq be the opposite of the usual ordering, that is, let $x \preceq y$ if and only if $y \leq x$. Let T be a finite up-set of S . Clearly, T must be of the form $\{1, 2, \dots, |T|\}$. If X_1, \dots, X_n is an i.i.d. uniform sample from T , then $\uparrow\{X_1, \dots, X_n\}$ is the set $\{1, 2, \dots, R\}$ where $R := \max_{1 \leq i \leq n} X_i$, and

$$N_n = \begin{cases} n - 1 & \text{if the sample maximum is unique,} \\ n & \text{if not.} \end{cases}$$

Thus, we get

$$|\widehat{T}| = \begin{cases} \frac{n}{n-1}R & \text{if the sample maximum is unique,} \\ R & \text{if not.} \end{cases}$$

It is easy to see from this expression that $|\widehat{T}|$ is a good estimator of $|T|$ and is indeed the classical estimator (1.2) for the tank problem.

What we have called the ‘German tank problem’ was studied earlier by Harold Jeffreys as the tramcar problem [33, section 4.8], for which he used a Bayesian method. Indeed, all problems stated here can be given a Bayesian treatment. We plan to illustrate this in forthcoming work.

Example 2.10 (Subtrees). Let S be the set of nodes of the infinite rooted labeled tree. We will say that $x \preceq y$ if either $y = x$ or y is an ancestor of x . Let T be a finite up-set, which in this case means that T is a finite subtree of S that contains the root. Let X_1, \dots, X_n be an i.i.d. uniform random sample from T . Then $\uparrow\{X_1, \dots, X_n\}$ is the subtree of S consisting of all nodes that are either in the sample or has a descendant in the sample, and N_n is the

number of sample points which have neither any duplicates nor any descendants in the sample. Then Corollary 2.7 says that

$$|\widehat{T}| = \frac{n|\uparrow\{X_1, \dots, X_n\}|}{N_n}$$

is a good estimator of $|T|$ when n is large and N_n turns out to be $\gg \sqrt{n}$. It is not clear whether there is a simple way to see this, especially when nothing is known about the structure of the subtree T . Stanley [48, Exercise 3.74] shows that the poset of trees is precisely the set of binary stopping rules. This seems to be worth developing.

We have not seen previous literature on sampling in the presence of a partial order. However, there is extensive literature on computing for posets. For example, a basic theorem of Dilworth says that a finite poset can be covered by a disjoint union of n chains if and only if the size of the largest antichain is n . The literature on efficient computation of n and such covers can be found in [2]. One can think about ‘how to estimate the size of a poset’ given a decomposition into disjoint chains as alternatives.

2.4 Convex subsets of posets

Let (S, \mathcal{S}) be a poset together with a compatible σ -algebra, as in the previous subsection. The *convex hull* of a subset $A \subseteq S$, denoted by $\text{conv}(A)$, is the set of all $x \in S$ that are sandwiched between two elements of $y, z \in A$, meaning that $y \preceq x \preceq z$.

Let X_1, \dots, X_n be i.i.d. points drawn from a probability measure μ on (S, \mathcal{S}) . Suppose that we want to estimate the measure of $\text{conv}(X_1, \dots, X_n)$ from this data. The following theorem, which we obtain as a consequence of Theorem 1.1, shows that a good estimate can be produced without any extra knowledge about S or μ .

Theorem 2.11. *Let (S, \preceq) be a partially ordered set and \mathcal{S} be a σ -algebra on S that is compatible with the partial order. Let X_1, \dots, X_n be i.i.d. points drawn from a probability measure μ on (S, \mathcal{S}) . Let*

$$N_n := |\{1 \leq i \leq n : X_j \preceq X_i \preceq X_k \text{ for some } j, k \neq i\}|.$$

Then

$$\mathbb{E} \left[\left(\frac{N_n}{n} - \mu(\text{conv}(X_1, \dots, X_n)) \right)^2 \right] \leq \left(\frac{16}{e} + \frac{1}{2} \right) \frac{1}{n} < \frac{7}{n}.$$

Proof. To put this problem in the framework of Theorem 1.1, let

$$A(x_1, \dots, x_n) := \text{conv}(x_1, \dots, x_n),$$

and define A' and A'' to be the same, but with $n-1$ and $n-2$ points, respectively. Then note that

$$\mu(A(X_1, \dots, X_n)) = \mu(\text{conv}(X_1, \dots, X_n)),$$

and

$$\begin{aligned} \frac{1}{n} \sum_{i=1}^n 1_{\{X_i \in A'(X_1, \dots, X_{i-1}, X_{i+1}, \dots, X_n)\}} &= \frac{1}{n} \sum_{i=1}^n 1_{\{X_i \in \text{conv}(X_1, \dots, X_{i-1}, X_{i+1}, \dots, X_n)\}} \\ &= \frac{N_n}{n}. \end{aligned}$$

Thus, we only have to compute upper bounds on the quantities θ , δ' and δ'' from Theorem 1.1. We bound θ by $\frac{1}{4}$. Next, note that if $X_n \in A'(X_1, \dots, X_{n-1}) \Delta A''(X_1, \dots, X_{n-2})$, then $X_n \in \text{conv}(X_1, \dots, X_{n-1})$ and $X_n \notin \text{conv}(X_1, \dots, X_{n-2})$. This implies that either $X_n \preceq X_{n-1}$ and $X_n \not\preceq X_j$ for all $j \leq n-2$, or $X_{n-1} \preceq X_n$ and $X_j \not\preceq X_n$ for all $j \neq n-2$. Thus,

$$\begin{aligned} \delta'' &= \mathbb{E}[\mu(A'(X_1, \dots, X_{n-1}) \Delta A''(X_1, \dots, X_{n-2}))] \\ &= \mathbb{P}(X_1 \not\preceq X_n, \dots, X_{n-2} \not\preceq X_n, X_{n-1} \preceq X_n) \\ &\quad + \mathbb{P}(X_n \not\preceq X_1, \dots, X_n \not\preceq X_{n-2}, X_n \preceq X_{n-1}). \end{aligned}$$

Let $Z := \mathbb{P}(X_1 \not\preceq X_n | X_n)$. Then as in the proof of Theorem 2.6, we have

$$\mathbb{P}(X_1 \not\preceq X_n, \dots, X_{n-2} \not\preceq X_n, X_{n-1} \preceq X_n) = \mathbb{E}[Z^{n-2}(1-Z)] \leq \frac{1}{e(n-1)}.$$

By a similar argument,

$$\mathbb{P}(X_n \not\preceq X_1, \dots, X_n \not\preceq X_{n-2}, X_n \preceq X_{n-1}) \leq \frac{1}{e(n-1)}.$$

This proves that

$$\delta'' \leq \frac{2}{e(n-1)}.$$

By the same argument with n replaced by $n+1$, we get

$$\delta' \leq \frac{2}{en}.$$

By Theorem 1.1, this completes the proof. \square

A subset $T \subseteq S$ is called convex if $\text{conv}(T) = T$. An interval $[a, b] = \{c : a \preceq c \preceq b\}$ is convex. Referring to Example 2.9, the convex subsets of $S \times S$ are the skew-partitions Stanley [48, section 1.10].

Theorem 2.11 can be used to estimate the size of a finite convex subset from a sample of uniformly chosen i.i.d. random points from that set, as follows. Let T be a finite convex subset of S , and let X_1, \dots, X_n be drawn independently and uniformly at random from T . Let N_n be as in Theorem 2.11. Then by Theorem 2.11, we know that with high probability,

$$\frac{N_n}{n} \approx \frac{|\text{conv}(X_1, \dots, X_n)|}{|T|}.$$

Thus, it is reasonable to estimate $|T|$ using

$$\widehat{|T|} := \frac{n|\text{conv}(X_1, \dots, X_n)|}{N_n}.$$

To get an upper bound on the error of this estimate, note that

$$\left(\frac{N_n}{n} - \frac{|\text{conv}(X_1, \dots, X_n)|}{|T|} \right)^2 = \frac{N_n^2}{n^2} \left(1 - \frac{\widehat{|T|}}{|T|} \right)^2.$$

Thus, Theorem 2.6 yields the following corollary.

Corollary 2.12. *Let S be a partially ordered set and T be a finite convex subset of S . Let X_1, \dots, X_n be drawn independently and uniformly from T , and let N_n be as in Theorem 2.6. Let $\widehat{|T|}$ be the estimate of $|T|$ defined above. Then*

$$\mathbb{E} \left[\frac{N_n^2}{n} \left(1 - \frac{\widehat{|T|}}{|T|} \right)^2 \right] \leq \frac{16}{e} + \frac{1}{2} < 7.$$

The above corollary implies that if $N_n \gg \sqrt{n}$ in a particular realization, then we can expect that $\widehat{|T|}$ is a good estimate of $|T|$.

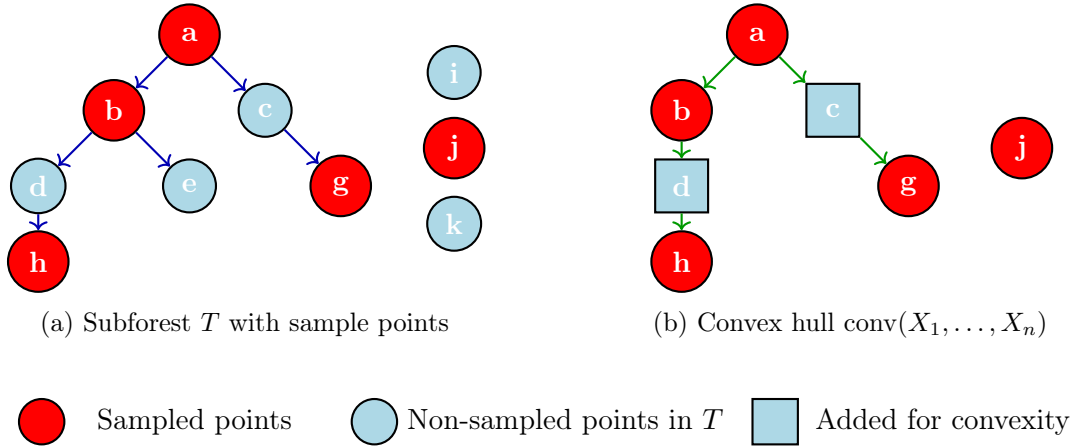


Figure 6: Illustration of subforest sampling. (a) A finite convex subset T (subforest) with sample points a, b, g, h, j (red circles) and non-sampled points c, d, e, i, k (blue circles). (b) The convex hull $\text{conv}(X_1, \dots, X_n)$ includes sampled points (red circles), points added to maintain convexity (blue squares: c, d), and isolated sampled point j . Points e, i, k are excluded as they don't contribute to the convex hull.

Example 2.13 (Subforests). Let S be the set of nodes of the infinite rooted labeled tree. As in Example 2.10, we will say that $x \preceq y$ if either $y = x$ or y is an ancestor of x . Let T be a finite convex subset of S , which in this case just means that T is a finite subforest (i.e., union of subtrees) of S , with the property that whenever $x, y \in T$ and x is a descendant of y , all points in the path from y to x are also in T . A key difference with Example 2.10 is that T is no longer required to contain the root. Let X_1, \dots, X_n be an i.i.d. uniform random sample

from T . Then $\text{conv}(X_1, \dots, X_n)$ is the subforest of S consisting of all nodes that are either in the sample or has both a descendant and an ancestor in the sample, and N_n is the number of sample points which do not have duplicates in the sample and are not sandwiched between two other elements in the sample (that is, an ancestor and a descendant). See Figure 6 for an illustration. Then Corollary 2.12 says that

$$|\widehat{T}| = \frac{n|\text{conv}(X_1, \dots, X_n)|}{N_n}$$

is a good estimator of $|T|$ when n is large and N_n turns out to be $\gg \sqrt{n}$.

Section 2.2 and the present section both offer methods for estimating the volume of a convex set. There are further abstractions of convexity which might be amenable to the present approach. Perhaps most promising is the abstract-convexity-anti-matroid notions wonderfully exposed in Korte et al. [36]. The book by van De Vel [52] focuses on convexity via closure operators. This is applied to function approximation in [40].

2.5 Testing coincidences

This section develops an idea of David Aldous presenting an abstract problem. We begin with Aldous’s informal description and then turn to a general theorem and follow this by an example and a literature review.

2.5.1 Suspicious coincidences (thanks to D. Aldous)

Suppose we have a large database of different objects of the same type, and we want to decide whether a new object is very similar to some object in the database — more similar than could be expected ‘by chance’. Examples are fingerprints, human DNA (in the forensic context), facial recognition, musical tunes or lyrics in the copyright context, or even a plot of a new murder mystery.

Any quantitative decision method must involve some scheme (explicit or implicit) for assessing a quantitative dissimilarity — a distance — between two objects, then finding the object in the database that is closest to the new object, then considering whether it is ‘too close to be just by chance’, which would then suggest some causal relationship. So a natural model in this general context is that there is a space (S, d) of possible objects and distances, and that our database objects and the new object are i.i.d. samples from some probability measure μ on S . Suppose that we do not observe S or μ ; all we observe are all the distances between these objects, which may be given by some complicated algorithm (in the DNA or the facial recognition examples) or by human judgment (the other examples). This is a cleaned up mathematical setting where we observe only the $D_{i,j}$, and we seek to make inferences which are ‘universal’ in the sense of not depending on (S, μ) .

Now the decision problem we are considering actually has an ‘obvious’ solution, as follows. In our database of n objects, for each object i we can find the distance D_i to the closest other object. Because our new object will be drawn from the same distribution as the database

objects, then under the ‘by chance’ hypothesis, the distribution of the distance D from the new object to the nearest database object should be essentially the same as the empirical distribution of nearest-neighbor distances $(D_i, 1 \leq i \leq n)$. Theorem 2.14 formalizes this ‘essentially the same’ idea, in the desired ‘universal’ way. So we obtain a classical-style ‘statistical hypothesis test’ by simply comparing the observed distance D with the empirical distribution of $(D_i, 1 \leq i \leq n)$.

2.5.2 A universal approximation theorem

Let (S, d) be a metric space endowed with its Borel σ -algebra, and let X_1, \dots, X_n be i.i.d. S -valued random variables with law μ . Let $B(x, r)$ denote the closed ball of radius r and center x . Let

$$U_n(r) := \bigcup_{i=1}^n B(X_i, r).$$

Observe that

$$\mu(U_n(r)) = \text{Prob}(\text{The nearest-neighbor distance of a new draw from } \mu \text{ from the existing sample is } \leq r).$$

Suppose that we want to estimate $\mu(U_n(r))$ from the data without using any prior knowledge about μ . The following theorem, obtained from Theorem 1.1, gives an estimate whose error has no dependence on μ or S . (A version of this result was communicated by the first author to Andreas Maurer some years ago; it has appeared in the paper [39].)

Theorem 2.14. *Let (S, d) be a metric space endowed with its Borel σ -algebra, and let X_1, \dots, X_n be i.i.d. S -valued random variables with law μ . Let $U_n(r)$ be defined as above. Let $W_n(r)$ be the number of i such that the distance of X_i to its nearest neighbor in $X_1, \dots, X_{i-1}, X_{i+1}, \dots, X_n$ is $\leq r$. Then*

$$\mathbb{E} \left[\left(\frac{W_n(r)}{n} - \mu(U_n(r)) \right)^2 \right] \leq \frac{9}{n}.$$

Proof. Fix some $r \geq 0$. To put this problem in the framework of Theorem 1.1, let

$$A(x_1, \dots, x_n) := \bigcup_{i=1}^n B(x_i, r),$$

and define A' and A'' to be the same, but with $n - 1$ and $n - 2$ points, respectively. Then note that

$$\mu(A(X_1, \dots, X_n)) = \mu(U_n(r)),$$

and

$$\begin{aligned} \frac{1}{n} \sum_{i=1}^n 1_{\{X_i \in A'(X_1, \dots, X_{i-1}, X_{i+1}, \dots, X_n)\}} &= \frac{1}{n} \sum_{i=1}^n 1_{\{\min_{j \neq i} d(X_i, X_j) \leq r\}} \\ &= \frac{W_n(r)}{n}. \end{aligned}$$

Thus, we only have to compute upper bounds on the quantities θ , δ' and δ'' from Theorem 1.1. We bound θ by $\frac{1}{4}$. Next, for $1 \leq i \leq n$, define

$$B_i := B(X_i, r) \setminus \bigcup_{1 \leq j \leq n, j \neq i} B(X_j, r).$$

Then note that

$$\delta' = \mathbb{E}[\mu(A(X_1, \dots, X_n) \Delta A'(X_1, \dots, X_{n-1}))] = \mathbb{E}[\mu(B_n)].$$

Since the sets B_1, \dots, B_n are disjoint, symmetry implies that

$$\mathbb{E}[\mu(B_n)] = \frac{1}{n} \sum_{i=1}^n \mathbb{E}[\mu(B_i)] = \frac{1}{n} \mathbb{E} \left[\mu \left(\bigcup_{i=1}^n B_i \right) \right] \leq \frac{1}{n}.$$

Thus, we get that

$$\delta' \leq \frac{1}{n}.$$

By exactly the same argument with n replaced by $n-1$, we get

$$\delta'' \leq \frac{1}{n-1}.$$

By Theorem 1.1, this completes the proof. \square

Remark: Theorem 2.14 gives $O(1/\sqrt{n})$ concentration. An unpublished example of Aldous shows this cannot be improved without further assumptions. He conjectured that

$$\mathbb{E} \left(\sup_{r \geq 0} \left\{ \frac{W_n(r)}{n} - \mu(U_n(r)) \right\}^2 \right) \leq \frac{c}{n}, \text{ for some universal } c.$$

This is an open problem.

In real applications, more information is often available. This is discussed below.

2.5.3 Statistical discussion (real world cases)

This section gives two examples of the use of Theorem 2.14, the first on simulated data that we use to create null distributions, the second using actual DNA sequences from a standard database. For the first, we created a population of 200 DNA sequences of length 400 with typical nucleotide frequencies. Consider a sample of size 40 from these 200. In an application this sample would be used with the leave one out procedure, computing the nearest neighbor

distance from each of the 40 points to the remaining 39. These 40 numbers would then be used to calibrate the minimum distance to a fresh point. How accurate is this estimate? To evaluate this we create random splits of the 200 points into sets (of size 40 and 160) 500 times.

For each of these 500 splits we computed the 40 nearest neighbor leave one out distances of each sample point. We also computed the minimum distance of each of the 160 other points to the chosen 40 points. This gives 160 distances — the population-to-sample distances. For each of our 500 random splits we have two histograms. Four of the 500 are shown in Figure 7a. A standard smoother was used to create the densities.

One way to compare each pair of histograms is to use the Anderson–Darling two sample statistics. The histogram of the 500 statistics is shown in Figure 7b.

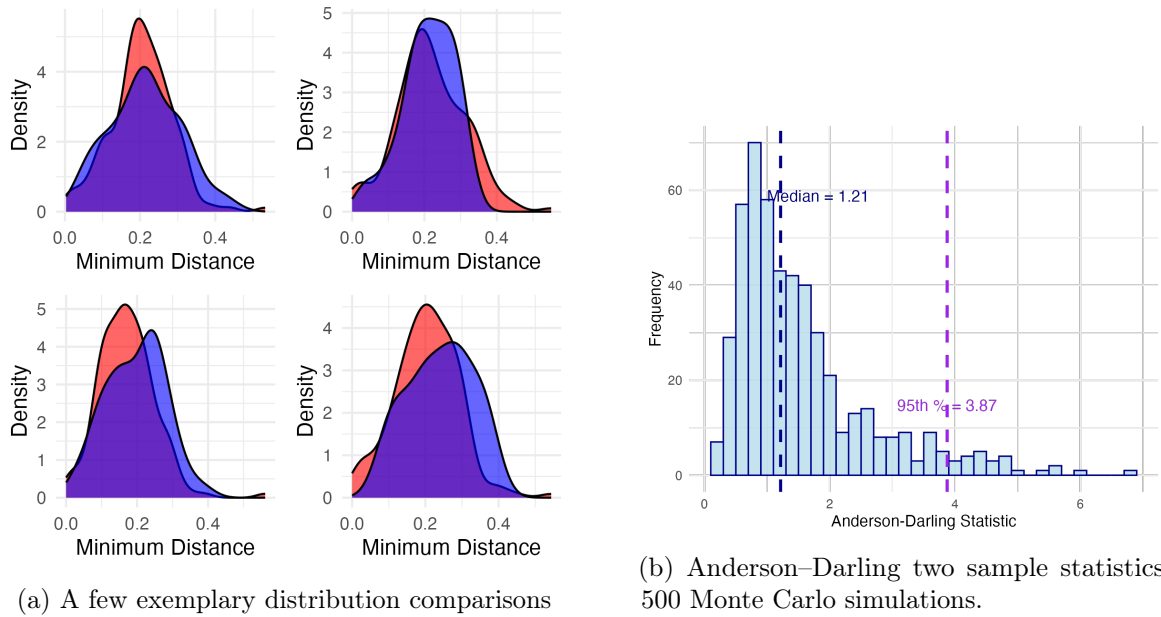
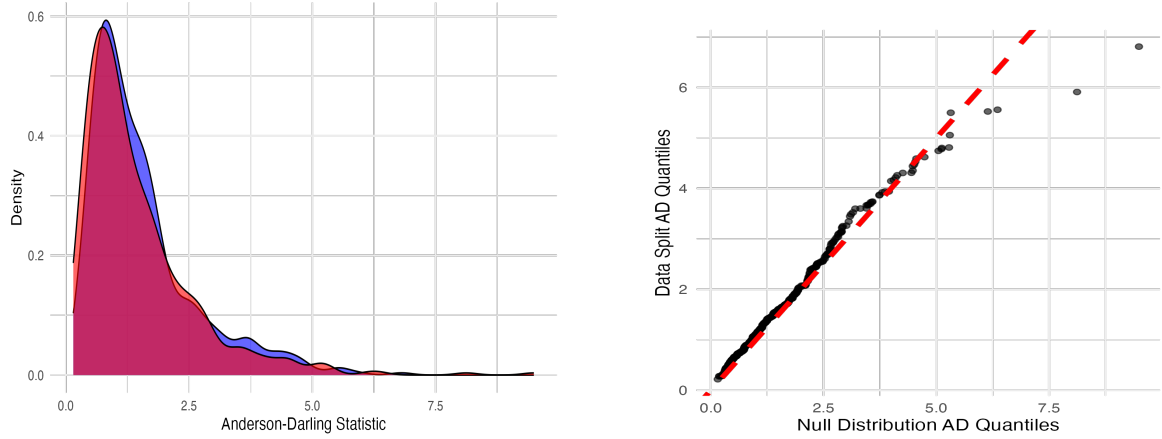


Figure 7: Comparison of Within-Sample and Sample-to-Population Distance Distributions. (a) Four example simulations showing density plots of nearest neighbor distances. (b) Histogram of the Anderson–Darling test statistics across 500 simulations in blue.

We formed a “null” distribution for the Anderson–Darling statistic by simulating 1000 DNA sequences of length 400. We then:

- Picked 40 points from an overall (larger) population of 1000 at random and computed their minimum distances to 40 fresh random points from the population. This gives a first sample of 40 numbers.
- Pick 160 points from the population and computed the minimum distance for each of these to another 40 randomly chosen points. This gives a second sample of 160 numbers.
- Computed the Anderson–Darling two sample statistic for these two samples.

These three steps were repeated 500 times to make up a null distribution for the Anderson–Darling 160-40 statistic. This null distribution is compared to the results from Figure 7b in



(a) Anderson–Darling observed versus null. The null is in red, the blue is the leave one out.

(b) QQ plot of the Anderson Darling statistics.

Figure 8: Comparison of Anderson–Darling statistics. (a) The AD statistic for the leave one out to population (in blue) comparison superimposed with the null distribution (in red) for the Anderson–Darling statistic. (b) The QQ plot of the quantiles of the AD statistic computed 500 times from random 160-40 splits of our observed data compared to the true null of the AD statistic for 160-40 samples from a large population.

Figure 8a. We see that the leave one out distributions are in good agreement with the null distribution.

For the second example, standard genomic databases can be used to produce the distances and provide approximations of μ . For instance, in denoising microbiome data, the DADA2 [5] algorithm proceeds by using the frequencies of the given data set in bins to approximate the probability that a new sequence is a noisy version of an already encountered sequence or whether it is a new entity. This is the same idea as when Google suggests that you have made a typo ‘did you mean banana?’ because it has the data and the frequency of banana is so much higher than that of the one you typed in (bannana). It is important in such cases to use the whole distribution of distances from the data because using a fixed radius of say 99% similarity is invalid, since it does not take into account the baseline data density.

As an example, that is developed with available R code in the supplementary material, we choose 200 bacterial DNA sequences from the SILVA [41] database used in DADA2 [5]. We align them and take subsequences of length 450. We repeat the simulation experiment described above using a reference population of 200 sequences, pick samples of size 40 and compute the nearest-neighbor distances using the standard two-parameter Kimura distance [28, Section 10.4], we also compute the 160 sample-to-population distances as before. This is repeated 500 times, and we show the two histograms in Figure 9.

Note that the two distributions, within sample and sample-to-population, provide very similar first percentiles. The within sample approximation is 0.155, and the sample-to-population value is 0.146. This tells us that we can take 0.155 as a threshold distance as a small distance indicating "coincidence", this threshold uncovers 5 pairs of coincident sequences, which *were* in fact identical species. For more details, see the reproducible code in

the supplementary material.

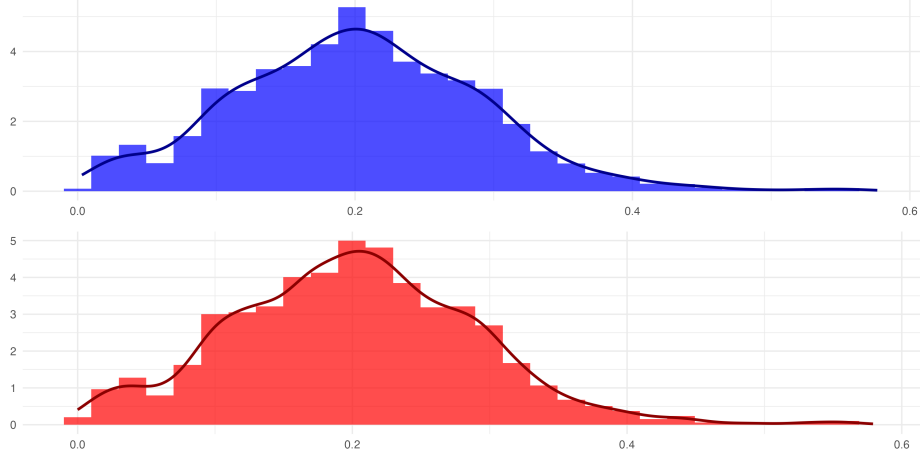


Figure 9: Distribution of nearest neighbor distances in the SILVA data. Top: Within-sample nearest-neighbor distances. Bottom: Population-to-sample nearest neighbor distances.

2.6 Prediction sets

Suppose we have i.i.d. data $(X_1, Y_1), \dots, (X_n, Y_n)$, where X_i 's are explanatory variables taking value in some measurable space (S, \mathcal{S}) and Y_i 's are response variables taking value in some measurable space (T, \mathcal{T}) . Suppose we are given a blackbox algorithm for computing prediction sets based on this data; that is, for each n , we have a map P_n that produces a prediction set

$$P_n(X_{n+1}; (X_1, Y_1), \dots, (X_n, Y_n))$$

for Y_{n+1} given X_{n+1} . We assume the measurability condition that the event $Y_{n+1} \in P_n(X_{n+1}; (X_1, Y_1), \dots, (X_n, Y_n))$ is measurable. Also, we assume that the map P_n is symmetric with respect to permutations of the data. Our goal is to estimate the coverage probability for this prediction set, that is, the conditional probability

$$p_n := \mathbb{P}[Y_{n+1} \in P_n(X_{n+1}; (X_1, Y_1), \dots, (X_n, Y_n)) | (X_1, Y_1), \dots, (X_n, Y_n)].$$

The leave-one-out estimate for this coverage probability is

$$\hat{p}_n := \frac{1}{n} \sum_{i=1}^n 1_{\{Y_i \in P_{n-1}(X_i; (X_1, Y_1), \dots, (X_{i-1}, Y_{i-1}), (X_{i+1}, Y_{i+1}), \dots, (X_n, Y_n))\}}.$$

The following theorem gives an upper bound on the error of this estimate. The example 2.16 below specializes this to give more explicit estimates.

Theorem 2.15. *Let p_n and \hat{p}_n be as above. Let L_n be the list $(X_1, Y_1), \dots, (X_n, Y_n)$. Define*

$$\begin{aligned} \delta'_n &:= \mathbb{P}(Y_{n+1} \in P_n(X_{n+1}; L_n) \Delta P_{n-1}(X_{n+1}; L_{n-1})), \\ \delta''_n &:= \mathbb{P}(Y_{n+1} \in P_n(X_{n+1}; L_{n-1}) \Delta P_{n-1}(X_{n+1}; L_{n-2})). \end{aligned}$$

Assume that $n \geq 3$. Then

$$\mathbb{E}[(\hat{p}_n - p_n)^2] \leq 4\delta'_n + \frac{4(n-1)}{n}\delta''_n + \frac{1}{2n}.$$

Proof. To put this problem in the framework of Theorem 1.1, we replace the space (S, \mathcal{S}) by the space $(S \times T, \mathcal{S} \times \mathcal{T})$ in the present setting. Next, we define

$$A((x_1, y_1), \dots, (x_n, y_n)) := \{(x, y) \in S \times T : y \in P_n(x; (x_1, y_1), \dots, (x_n, y_n))\}.$$

By the assumed measurability condition, A is a measurable set-valued map. We define A' and A'' similarly, replacing n by $n-1$ and $n-2$, respectively. Then note that

$$\begin{aligned} \mu(A(X_1, \dots, X_n)) &= \mathbb{P}[(X_{n+1}, Y_{n+1}) \in A(X_1, \dots, X_n) | (X_1, Y_1), \dots, (X_n, Y_n)] \\ &= \mathbb{P}[Y_{n+1} \in P_n(X_{n+1}; (X_1, Y_1), \dots, (X_n, Y_n)) | (X_1, Y_1), \dots, (X_n, Y_n)] \\ &= p_n, \end{aligned}$$

and

$$\frac{1}{n} \sum_{i=1}^n 1_{\{X_i \in A'(X_1, \dots, X_{i-1}, X_{i+1}, \dots, X_n)\}} = \hat{p}_n.$$

Thus, we only have to compute the upper bounds on the quantities θ , δ' and δ'' from Theorem 1.1. But clearly, $\theta \leq \frac{1}{4}$, $\delta' = \delta'_n$ and $\delta'' = \delta''_n$. This completes the proof. \square

Example 2.16 (Linear regression prediction intervals). As an application, consider the prediction intervals given by ordinary linear regression (OLS) without an intercept term. The reason for leaving out the intercept is just to make the analysis less cumbersome. The same analysis can be carried out with an intercept term present. Leaving out the intercept term is reasonable if the covariates and the response variable are centered.

Here, we take the X_i 's to be p -dimensional and the Y_i 's to be real-valued. Note that we are not assuming that the true relation between X_i and Y_i is given by a linear regression model; we have only decided to use the linear regression theory to construct prediction intervals. Thus, the true coverage probability may not be equal to the coverage probability that we are aiming for, and it is therefore important to estimate the true coverage probability. This gives relevance to Theorem 2.15.

First, let us recall the form of the prediction interval from linear regression theory. The formula for the estimated parameter vector $\hat{\beta}$ in the absence of an intercept is given by

$$\hat{\beta} = (X^T X)^{-1} X^T Y,$$

where X is the $n \times p$ matrix whose i^{th} row is X_i^T (thinking of X_i as a column vector), and X^T denotes the transpose of X , provided that X has rank p . Similarly, Y is the $n \times 1$ vector whose i^{th} component is Y_i . Given a newly drawn vector of covariates $X_{n+1} \in \mathbb{R}^p$, the predicted value of the corresponding Y_{n+1} is $\hat{Y}_{n+1} := X_{n+1}^T \hat{\beta}$. The theoretical covariance

matrix of $\hat{\beta}$ conditional on X , assuming that the linear regression model is true, is given by $\sigma^2(X^T X)^{-1}$, where σ^2 is the variance of the errors in the regression model. Thus, the theoretical conditional variance of \hat{Y}_{n+1} is given by $\sigma^2 X_{n+1}^T (X^T X)^{-1} X_{n+1}$. Thus, given X and X_{n+1} , $Y_{n+1} - \hat{Y}_{n+1}$ is theoretically approximately a normal random variable with mean zero and variance $\sigma^2(1 + X_{n+1}^T (X^T X)^{-1} X_{n+1})$. The error variance σ^2 is estimated by

$$\hat{\sigma}^2 := \frac{1}{n-p} \sum_{i=1}^n (Y_i - \hat{Y}_i)^2 = \frac{1}{n-p} Y^T (I - X(X^T X)^{-1} X^T) Y, \quad (2.3)$$

where \hat{Y}_i is the fitted value of Y_i . Thus, the level $1 - \alpha$ prediction interval for Y_{n+1} that is usually used in practice is the one

$$\left[\hat{Y}_{n+1} \pm z_{1-\frac{\alpha}{2}} \hat{\sigma} \sqrt{1 + X_{n+1}^T (X^T X)^{-1} X_{n+1}} \right], \quad (2.4)$$

where z_a denotes the a^{th} quantile of the standard normal distribution.

Suppose that we are given data $(X_1, Y_1), \dots, (X_n, Y_n)$ that are i.i.d. from some joint distribution on $\mathbb{R}^p \times \mathbb{R}$, which need not be the ordinary linear regression model, and we decide to use the prediction interval displayed in equation 2.4 to predict y given a new x . Let p_n be the true coverage probability of this prediction interval (given the data), and let \hat{p}_n be the leave-one-out estimate of p_n . The following corollary of Theorem 2.15 shows that in this setting, $\hat{p}_n = p_n + O_P(n^{-1/2})$ as $n \rightarrow \infty$ (with all else remaining fixed), under some mild assumptions.

Corollary 2.17. *Suppose that $(X_1, Y_1), \dots, (X_n, Y_n)$ that are i.i.d. from some joint distribution on $\mathbb{R}^p \times \mathbb{R}$. Assume that the conditional distribution of Y_1 given $X_1 = x$ has a density with respect to Lebesgue measure that is bounded by a finite constant that does not depend on x . Further, assume that Y_1 and the components of X_1 have sub-Gaussian tails, and that (X_1, Y_1) has a bounded probability density with respect to Lebesgue measure on $\mathbb{R}^p \times \mathbb{R}$. Let p_n be the coverage probability of the OLS prediction interval and \hat{p}_n be its leave-one-out estimate. Then*

$$\mathbb{E}[(\hat{p}_n - p_n)^2] \leq \frac{C}{n},$$

where C depends only on the dimension p , the level α , and the joint law of (X_1, Y_1) .

It is not hard to show that the assumption that (X_1, Y_1) has a joint density implies that X has rank p , and hence $\hat{\beta}$ is well-defined. Corollary 2.17 is proved in Appendix A.2.

2.6.1 Simulations

In Figure 10, we plot the mean squared error (MSE) between the leave-one-out (LOO) estimate of coverage probability and the true coverage probability against $1/n$ for two scenarios. On the left, we have data generated from a linear model with standard normal errors, where both the true coverage and its LOO estimate converge to the target coverage of 0.95. On the right, we have data where the true relationship is nonlinear ($Y = X_1^2 + 0.5X_2 + \varepsilon$, $\varepsilon \sim N$) but a

linear model is fitted, resulting in both estimates converging to a coverage lower than the target due to model mis-specification. The approximately linear relationship between MSE and $1/n$ in both cases confirm the theoretical result that $\mathbb{E}[(\hat{p}_n - p_n)^2] \leq C/n$.

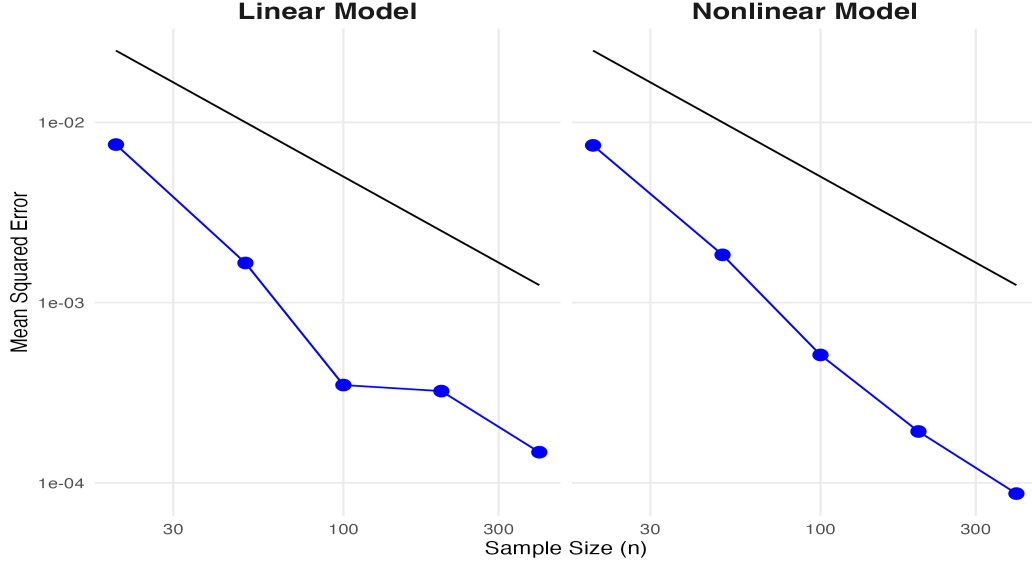


Figure 10: MSE of exclusion coverage probabilities between comparing the LOO estimate of coverage probability and the true coverage probability plotted against $1/n$ for two scenarios. **Left:** Data generated from a linear model where both the true coverage and its estimate converge to the target coverage of 0.95. **Right:** Data where the true relationship is nonlinear but a linear model is fitted, resulting in both estimates converging to a coverage lower than the target due to model mis-specification. The approximately linear relationship between MSE and $1/n$ in both cases confirm the theoretical result that $\mathbb{E}[(\hat{p}_n - p_n)^2] \leq C/n$.

2.6.2 Cholestyramine data

As an application to real data, we consider an old data set from Efron and Tibshirani [24]. The response variable is an improvement score for 164 men taking cholestyramine to reduce cholesterol. The predictor variable is their compliance. The data are available in the bootstrap package in R, and the complete R code to reproduce our analysis is available in the supplementary materials.

We do a series of experiments using half the data to compute our leave-one-out coverage estimates and using the other half of the data as the ‘truth’ for estimating the coverage probability. This is repeated 1000 times.

For both linear and quadratic regressions, the values are very similar. In the quadratic case, the mean true coverage was 0.936 and the mean estimated coverage (by leave-one-out) was 0.934. It was even closer in the linear case (true: 0.9336 versus LOO: 0.9335).

2.6.3 Literature review

The use of leave-one-out cross validation is pervasive in regression contexts, both for choosing tuning parameters and for evaluating models. Theoretical results, unfortunately, are few.

Asymptotic results do exist for the Lasso [1, 29, 55], but as far as we know, ours are new finite sample bounds. It is a challenging problem to adapt Theorem 2.15 to more general predictors (we are working on it).

Acknowledgements

We thank David Aldous, Eugenio Regazzini, Sandy Zabell and Richard Stanley for their help. PD was supported by NSF grant DMS-1954042. SC was supported in part by NSF grants DMS-2113242 and DMS-2153654.

A Appendix

A.1 Proof of Theorem 1.1

The proof needs two lemmas. For $1 \leq i \leq n$, define

$$K_i := 1_{\{X_i \in A'(X_1, \dots, X_{i-1}, X_{i+1}, \dots, X_n)\}},$$

and let $I := \sum_{i=1}^n K_i$. Next, define

$$L_i := \mathbb{E}(K_i | X_1, \dots, X_{i-1}, X_{i+1}, \dots, X_n),$$

and let $I' := \sum_{i=1}^n L_i$.

Lemma A.1. *We have*

$$\mathbb{E}[(I - I')^2] \leq n\theta + 2n(n-1)\delta''.$$

Proof. Since the K_i 's and L_i 's take value in $[0, 1]$, we have

$$\mathbb{E}[(I_n - I'_n)^2] = \sum_{i=1}^n \mathbb{E}[(K_i - L_i)^2] + 2 \sum_{1 \leq i < j \leq n} \mathbb{E}[(K_i - L_i)(K_j - L_j)].$$

First, note that

$$\begin{aligned} \mathbb{E}[(K_i - L_i)^2] &= \mathbb{E}[\text{Var}(K_i | X_1, \dots, X_{i-1}, X_{i+1}, \dots, X_n)] \\ &= \mathbb{E}[L_i(1 - L_i)] = \theta. \end{aligned}$$

Take any $1 \leq i < j \leq n$. Let

$$K'_i := 1_{\{X_i \in A''(X_1, \dots, X_{i-1}, X_{i+1}, \dots, X_{j-1}, X_{j+1}, \dots, X_n)\}},$$

and define

$$L'_i := \mathbb{E}(K'_i | X_1, \dots, X_{i-1}, X_{i+1}, \dots, X_{j-1}, X_{j+1}, \dots, X_n).$$

Since

$$|K_i - K'_i| = 1_{\{X_i \in A'(X_1, \dots, X_{i-1}, X_{i+1}, \dots, X_n) \Delta A''(X_1, \dots, X_{i-1}, X_{i+1}, \dots, X_{j-1}, X_{j+1}, \dots, X_n)\}},$$

it follows from our definition of measurable symmetric set-valued maps that

$$\mathbb{E}|K_i - K'_i| = \delta''.$$

Now note that K'_i has no dependence on X_j . This implies that L'_i also has no dependence on X_j , and that

$$L'_i = \mathbb{E}(K'_i | X_1, \dots, X_{i-1}, X_{i+1}, \dots, X_n).$$

Thus, we get

$$\mathbb{E}|L_i - L'_i| = \mathbb{E}|\mathbb{E}(K_i - K'_i | X_1, \dots, X_{i-1}, X_{i+1}, \dots, X_n)| \leq \mathbb{E}|K_i - K'_i|.$$

Combining the above observations, we get

$$\begin{aligned} |\mathbb{E}[(K_i - L_i)(K_j - L_j)] - \mathbb{E}[(K'_i - L'_i)(K_j - L_j)]| &\leq \mathbb{E}|(K_i - L_i) - (K'_i - L'_i)| \\ &\leq \mathbb{E}|K_i - K'_i| + \mathbb{E}|L_i - L'_i| \\ &\leq 2\delta''. \end{aligned}$$

Now recall that K'_i and L'_i have no dependence on X_j , and L_j is the conditional expectation of K_j given $(X_l)_{l \neq j}$. Thus,

$$\mathbb{E}[(K'_i - L'_i)(K_j - L_j)] = \mathbb{E}[(K'_i - L'_i)\mathbb{E}(K_j - L_j | X_1, \dots, X_{j-1}, X_{j+1}, \dots, X_n)] = 0.$$

Thus, we arrive at the conclusion that for each $1 \leq i < j \leq n$,

$$|\mathbb{E}[(K_i - L_i)(K_j - L_j)]| \leq 2\delta''.$$

This completes the proof. □

Lemma A.2. *We have*

$$\mathbb{E} \left| \frac{I'}{n} - \mu(A(X_1, \dots, X_n)) \right| \leq 2\delta'.$$

Proof. Let X_{n+1} be a new sample drawn from μ , independent of X_1, \dots, X_n . Let

$$K_{n+1} := 1_{\{X_{n+1} \in A(X_1, \dots, X_n)\}},$$

so that

$$\mathbb{E}(K_{n+1} | X_1, \dots, X_n) = \mu(A(X_1, \dots, X_n)). \tag{A.1}$$

Next, for each $1 \leq i \leq n$, define

$$K_{n+1}^i := 1_{\{X_{n+1} \in A'(X_1, \dots, X_{i-1}, X_{i+1}, \dots, X_n)\}}.$$

Now, note that

$$\mathbb{E}(K_{n+1}|X_1, \dots, X_{i-1}, X_{i+1}, \dots, X_n) = \mathbb{E}(K_i|X_1, \dots, X_{i-1}, X_{i+1}, \dots, X_n) = L_i,$$

and since K_{n+1}^i has no dependence on X_i ,

$$\mathbb{E}(K_{n+1}^i|X_1, \dots, X_{i-1}, X_{i+1}, \dots, X_n) = K_{n+1}^i.$$

Thus, by the definition of δ' , we get

$$\mathbb{E}|L_i - K_{n+1}^i| \leq \mathbb{E}|K_{n+1} - K_{n+1}^i| \leq \delta'.$$

Consequently,

$$\mathbb{E}|L_i - K_{n+1}| \leq \mathbb{E}|L_i - K_{n+1}^i| + \mathbb{E}|K_{n+1} - K_{n+1}^i| \leq 2\delta'.$$

Since L_1, \dots, L_n have no dependence on X_{n+1} , this inequality, together with equation (A.1), show that

$$\begin{aligned} \mathbb{E}\left|\frac{I'}{n} - \mu(A(X_1, \dots, X_n))\right| &= \mathbb{E}\left|\frac{1}{n} \sum_{i=1}^n L_i - \mathbb{E}(K_{n+1}|X_1, \dots, X_n)\right| \\ &\leq \frac{1}{n} \sum_{i=1}^n \mathbb{E}|L_i - K_{n+1}| \leq 2\delta'. \end{aligned}$$

This completes the proof. \square

We are now ready to prove Theorem 1.1.

Proof of Theorem 1.1. Combining Lemma A.1 and Lemma A.2, and observing that the random variables I'/n and $\mu(A(X_1, \dots, X_n))$ take value in $[0, 1]$, we get

$$\begin{aligned} \mathbb{E}\left[\left(\mu(A(X_1, \dots, X_n)) - \frac{I}{n}\right)^2\right] &\leq 2\mathbb{E}\left[\left(\frac{I}{n} - \frac{I'}{n}\right)^2\right] + 2\mathbb{E}\left[\left(\mu(A(X_1, \dots, X_n)) - \frac{I'}{n}\right)^2\right] \\ &\leq 2\mathbb{E}\left[\left(\frac{I}{n} - \frac{I'}{n}\right)^2\right] + 2\mathbb{E}\left|\mu(A(X_1, \dots, X_n)) - \frac{I'}{n}\right| \\ &\leq \frac{2\theta}{n} + \frac{4(n-1)\delta''}{n} + 4\delta'. \end{aligned}$$

This completes the proof. \square

A.2 Proof of Corollary 2.17

To prove Corollary 2.17, we need several lemmas. In the following, $\|M\|$ denotes the operator norm of a matrix M . Throughout, we will work in the setting of Corollary 2.17. Also, throughout, C, C_1, C_2, \dots will denote finite positive constants that may depend only on p and the law of (X_1, Y_1) , whose values may change from line to line.

Lemma A.3. For any $t \geq 0$,

$$\mathbb{P}(\|X\| \geq t) \leq C_1^n e^{-C_2 t^2}.$$

Proof. Take any $\epsilon \in (0, 1)$. Let \mathbb{S}^{p-1} denote the Euclidean unit sphere in \mathbb{R}^p . It is a standard fact that there is a subset $A(\epsilon) \subseteq \mathbb{S}^{p-1}$ of size at most $C(p)\epsilon^{-(p-1)}$ (where $C(p)$ is a constant depending only on p) such that any point $x \in \mathbb{S}^{p-1}$ is within distance ϵ from some point $y \in A(\epsilon)$. Thus,

$$\begin{aligned} \|Xx\| &\leq \|Xy\| + \|X(x-y)\| \\ &\leq \max_{z \in A(\epsilon)} \|Xz\| + \|X\| \|x-y\| \leq \max_{z \in A(\epsilon)} \|Xz\| + \epsilon \|X\|. \end{aligned}$$

Choosing $\epsilon = \frac{1}{2}$ and maximizing the left side over $x \in \mathbb{S}^{p-1}$, we get

$$\|X\| \leq 2 \max_{z \in A(\frac{1}{2})} \|Xz\|. \quad (\text{A.2})$$

Take any $z \in A(\frac{1}{2})$. For any $\alpha > 0$,

$$\begin{aligned} \mathbb{E}(e^{\alpha \|Xz\|^2}) &= \mathbb{E}\left[\exp\left(\alpha \sum_{i=1}^n (X_i^T z)^2\right)\right] \\ &= \prod_{i=1}^n \mathbb{E}(e^{\alpha (X_i^T z)^2}) = [\mathbb{E}(e^{\alpha (X_1^T z)^2})]^n. \end{aligned}$$

By the sub-Gaussian tail assumption, this shows that if α is chosen small enough, then $\mathbb{E}(e^{\alpha \|Xz\|^2}) \leq C^n$. By Markov's inequality, this gives

$$\mathbb{P}(\|Xz\| \geq t) = \mathbb{P}(e^{\alpha \|Xz\|^2} \geq e^{\alpha t^2}) \leq e^{-\alpha t^2} C^n.$$

By the inequality (A.2) and a union bound, this gives

$$\begin{aligned} \mathbb{P}(\|X\| \geq t) &\leq \mathbb{P}\left(2 \max_{z \in A(\frac{1}{2})} \|Xz\| \geq t\right) \\ &\leq \sum_{z \in A(\frac{1}{2})} \mathbb{P}(\|Xz\| \geq \frac{1}{2}t) \leq C_1^n e^{-C_2 t^2}. \end{aligned}$$

This completes the proof. □

Lemma A.4. For any $\alpha > 1$ and $z \in \mathbb{S}^{p-1}$,

$$\mathbb{E}(e^{-\alpha (X_1^T z)^2}) \leq C_1 e^{-C_2 \log \alpha},$$

and the same bound also holds for $\mathbb{E}(e^{-\alpha (Y_1 - X_1^T b)^2})$ for any $\alpha > 1$ and $b \in \mathbb{R}^p$.

Proof. First, note that

$$\begin{aligned}\mathbb{E}(e^{-\alpha(X_1^T z)^2}) &= \mathbb{E}(e^{-\alpha(X_1^T z)^2}; |X_1^T z| \leq \alpha^{-\frac{1}{2}} \log \alpha) + \mathbb{E}(e^{-\alpha(X_1^T z)^2}; |X_1^T z| > \alpha^{-\frac{1}{2}} \log \alpha) \\ &\leq \mathbb{P}(|X_1^T z| \leq \alpha^{-\frac{1}{2}} \log \alpha) + e^{-(\log \alpha)^2}.\end{aligned}$$

Next, note that

$$\begin{aligned}\mathbb{P}(|X_1^T z| \leq \alpha^{-\frac{1}{2}} \log \alpha) &\leq \mathbb{P}(|X_1^T z| \leq \alpha^{-\frac{1}{2}} \log \alpha, \|X_1\| \leq \log \alpha, |Y_1| \leq \log \alpha) \\ &\quad + \mathbb{P}(\|X_1\| > \log \alpha) + \mathbb{P}(|Y_1| > \log \alpha).\end{aligned}$$

By the sub-Gaussian tail assumption,

$$\mathbb{P}(\|X_1\| > \log \alpha) + \mathbb{P}(|Y_1| > \log \alpha) \leq C_1 e^{-C_2(\log \alpha)^2}.$$

By the assumption that (X_1, Y_1) has a bounded probability density and the fact that z is a unit vector,

$$\begin{aligned}\mathbb{P}(|X_1^T z| \leq \alpha^{-\frac{1}{2}} \log \alpha, \|X_1\| \leq \log \alpha, |Y_1| \leq \log \alpha) \\ \leq C_1 \text{vol}(\{(x, y) \in \mathbb{R}^p \times \mathbb{R} : |x^T z| \leq \alpha^{-\frac{1}{2}} \log \alpha, \|x\| \leq \log \alpha, |y| \leq \log \alpha\}) \\ \leq C_2 \alpha^{-\frac{1}{2}} (\log \alpha)^{p+1}.\end{aligned}$$

Combining the above inequalities, we get

$$\mathbb{E}(e^{-\alpha(X_1^T z)^2}) \leq C_1 \alpha^{-\frac{1}{2}} (\log \alpha)^{p+1} + C_2 e^{-C_3(\log \alpha)^2} + e^{-(\log \alpha)^2} \leq C_4 e^{-C_5 \log \alpha}.$$

This completes the proof of the first inequality. The second inequality follows similarly, by replacing $X_1^T z$ with $Y_1 - X_1^T b$ in every step above. Note that we do not need b to be a unit vector for this bound, because the volume estimate does not need it, unlike in the first case. \square

Lemma A.5. *For any $k \geq 1$, there are positive constants $C_1(k)$ and $C_2(k)$ depending only on k , p and the law of X_1 , such that if $n \geq C_1(k)$, then*

$$\mathbb{E}[\|(X^T X)^{-1}\|^k] \leq C_2(k) n^{-k}.$$

Proof. First, note that $\|(X^T X)^{-1}\|$ is inverse of the smallest eigenvalue of $X^T X$. Thus,

$$\|(X^T X)^{-1}\|^{-1} = \min_{x \in \mathbb{S}^{p-1}} x^T X^T X x = \min_{x \in \mathbb{S}^{p-1}} \|Xx\|^2. \quad (\text{A.3})$$

Let $A(\epsilon)$ be as in the proof of Lemma A.3. Take any $x \in \mathbb{S}^{p-1}$ and $y \in A(\epsilon)$ such that

$\|x - y\| \leq \epsilon$. Then

$$\begin{aligned}\|Xx\| &\geq \|Xy\| - \|X(x - y)\| \\ &\geq \min_{z \in A(\epsilon)} \|Xz\| - \epsilon\|X\|.\end{aligned}$$

Minimizing the left side over $x \in \mathbb{S}^{p-1}$, and applying the identity (A.3), we get

$$\|(X^T X)^{-1}\|^{-\frac{1}{2}} \geq \min_{z \in A(\epsilon)} \|Xz\| - \epsilon\|X\|.$$

Thus, for any $t > 1$,

$$\begin{aligned}\mathbb{P}(\|n(X^T X)^{-1}\| \geq t) &= \mathbb{P}(\|(X^T X)^{-1}\|^{-\frac{1}{2}} \leq \sqrt{nt}^{-\frac{1}{2}}) \\ &\leq \mathbb{P}\left(\min_{z \in A(\epsilon)} \|Xz\| \leq 2\sqrt{nt}^{-\frac{1}{2}}\right) + \mathbb{P}(\epsilon\|X\| \geq \sqrt{nt}^{-\frac{1}{2}}) \\ &\leq \sum_{z \in A(\epsilon)} \mathbb{P}(\|Xz\| \leq 2\sqrt{nt}^{-\frac{1}{2}}) + \mathbb{P}(\|X\| \geq \epsilon^{-1}\sqrt{nt}^{-\frac{1}{2}}).\end{aligned}$$

Take any $\alpha > 1$ and $z \in A(\epsilon)$. Then

$$\begin{aligned}\mathbb{P}(\|Xz\| \leq 2\sqrt{nt}^{-\frac{1}{2}}) &= \mathbb{P}(e^{-\alpha\|Xz\|^2} \geq e^{-4\alpha nt^{-1}}) \\ &\leq e^{4\alpha nt^{-1}} \mathbb{E}(e^{-\alpha\|Xz\|^2}) = e^{4\alpha nt^{-1}} [\mathbb{E}(e^{-\alpha(X_1^T z)^2})]^n.\end{aligned}$$

Combining the above inequalities and invoking Lemma A.3 and Lemma A.4, we get

$$\mathbb{P}(\|n(X^T X)^{-1}\| \geq t) \leq C_1^n e^{C_2 \log \epsilon + 4\alpha nt^{-1} - C_3 n \log \alpha} + C_4^n e^{-C_5 \epsilon^{-2} nt^{-1}}.$$

Note that here $t > 1$ is given, and $\epsilon \in (0, 1)$ and $\alpha > 1$ are arbitrary. Let us now choose $\epsilon = t^{-1}$ and $\alpha = t$. Then the above bound gives

$$\mathbb{P}(\|n(X^T X)^{-1}\| \geq t) \leq C_1 e^{-C_2 n \log t}. \quad (\text{A.4})$$

Take any $k \geq 1$. Then by the above inequality,

$$\begin{aligned}\mathbb{E}[\|n(X^T X)^{-1}\|^k] &= \int_0^\infty kt^{k-1} \mathbb{P}(\|n(X^T X)^{-1}\| \geq t) dt \\ &\leq 1 + \int_1^\infty kt^{k-1} \mathbb{P}(\|n(X^T X)^{-1}\| \geq t) dt \\ &\leq 1 + C_1 k \int_1^\infty t^{k-1-C_2 n} dt.\end{aligned}$$

If $n > (k-1)/C_2$, the right side is bounded by a finite constant that depends only on k . This completes the proof. \square

Lemma A.6. For any $t \geq 1$,

$$\mathbb{P}(\|\hat{\beta}\| \geq t) \leq C_1 e^{-C_2 n \log t} + C_3^n e^{-C_4 n \sqrt{t}}.$$

Proof. By inequality (A.4),

$$\begin{aligned} \mathbb{P}(\|\hat{\beta}\| \geq t) &= \mathbb{P}(\|(X^T X)^{-1} X^T Y\| \geq t) \\ &\leq \mathbb{P}(\|n(X^T X)^{-1}\| \geq \sqrt{t}) + \mathbb{P}(\|n^{-1} X^T Y\| \geq \sqrt{t}) \\ &\leq C_1 e^{-C_2 n \log t} + \mathbb{P}(\|X\| \geq \sqrt{nt}^{\frac{1}{4}}) + \mathbb{P}(\|Y\| \geq \sqrt{nt}^{1/4}). \end{aligned}$$

By Lemma A.3,

$$\mathbb{P}(\|X\| \geq \sqrt{nt}^{\frac{1}{4}}) \leq C_1^n e^{-C_2 n \sqrt{t}}.$$

By the sub-Gaussian tail assumption, with a small enough choice of α , we have

$$\begin{aligned} \mathbb{P}(\|Y\| \geq \sqrt{nt}^{\frac{1}{4}}) &\leq e^{-\alpha n \sqrt{t}} \mathbb{E}(e^{\alpha \|Y\|^2}) \\ &\leq e^{-\alpha n \sqrt{t}} [\mathbb{E}(e^{\alpha Y_1^2})]^n \\ &\leq C_1^n e^{-\alpha n \sqrt{t}}. \end{aligned} \tag{A.5}$$

This completes the proof. \square

Lemma A.7. For any $k \geq 1$, there are positive constants $C_1(k)$ and $C_2(k)$ depending only on k , p and the law of X_1 , such that if $n \geq C_1(k)$, then $\mathbb{E}(\hat{\sigma}^{-k})$ and $\mathbb{E}(\hat{\sigma}^k)$ are both bounded by $C_2(k)$.

Proof. Take some $t > 1$ and $\epsilon \in (0, 1)$. Let B_ϵ be a collection of points in the ball $B(0, t)$ of radius t centered at the origin in \mathbb{R}^p , such that the union of the balls of radius ϵ around the points in B_ϵ contains $B(0, t)$. By a standard argument, one can show that B_ϵ can be chosen such that $|B_\epsilon| \leq C t^p \epsilon^{-p}$. Take any $a \in B(0, t)$, and some $b \in B_\epsilon$ such that $\|a - b\| \leq \epsilon$. Then

$$\|Y - Xa\| \geq \|Y - Xb\| - \epsilon \|X\|.$$

This shows that

$$\min_{a \in B(0, t)} \|Y - Xa\| \geq \min_{b \in B_\epsilon} \|Y - Xb\| - \epsilon \|X\|.$$

Thus, for any $s \in (0, \frac{1}{2})$,

$$\begin{aligned} \mathbb{P}\left(\min_{a \in B(0, t)} \|Y - Xa\| \leq \sqrt{ns}\right) &\leq \mathbb{P}\left(\min_{b \in B_\epsilon} \|Y - Xb\| \leq 2\sqrt{ns}\right) + \mathbb{P}(\epsilon \|X\| \geq \sqrt{ns}) \\ &\leq \sum_{b \in B_\epsilon} \mathbb{P}(\|Y - Xb\| \leq 2\sqrt{ns}) + \mathbb{P}(\|X\| \geq \epsilon^{-1} \sqrt{ns}). \end{aligned}$$

Take any $b \in B_\epsilon$ and any $\alpha > 1$. By Lemma A.4,

$$\mathbb{E}(e^{-\alpha\|Y-Xb\|^2}) = [\mathbb{E}(e^{-\alpha(Y_1-X_1^T b)^2})]^n \leq C_1^m e^{-C_2 n \log \alpha}.$$

Thus,

$$\mathbb{P}(\|Y-Xb\| \leq 2\sqrt{ns}) \leq e^{4\alpha ns^2} \mathbb{E}(e^{-\alpha\|Y-Xb\|^2}) \leq C_1^m e^{4\alpha ns^2 - C_2 n \log \alpha}.$$

By Lemma A.3,

$$\mathbb{P}(\|X\| \geq \epsilon^{-1}\sqrt{ns}) \leq C_1^m e^{-C_2 \epsilon^{-2} ns^2}.$$

Combining the above, we get

$$\mathbb{P}\left(\min_{a \in B(0,t)} \|Y-Xa\| \leq \sqrt{ns}\right) \leq C_1^m t^p \epsilon^{-p} e^{4\alpha ns^2 - C_2 n \log \alpha} + C_1^m e^{-C_2 \epsilon^{-2} ns^2}.$$

Choosing $\epsilon = s^2$ and $\alpha = s^{-2}$, this gives

$$\mathbb{P}\left(\min_{a \in B(0,t)} \|Y-Xa\| \leq \sqrt{ns}\right) \leq t^p e^{Cn \log s}, \quad (\text{A.6})$$

provided that $n \geq C_3$. Now recall that

$$\hat{\sigma}^2 = \frac{1}{n-p} \min_{b \in \mathbb{R}^p} \|Y-Xb\|^2,$$

and that the minimum on then right is attained at $b = \hat{\beta}$. Thus, for any $t \geq 2$,

$$\begin{aligned} \mathbb{P}(\hat{\sigma}^{-1} \geq t) &= \mathbb{P}(\hat{\sigma}^2 \leq t^{-2}, \|\hat{\beta}\| \leq t) + \mathbb{P}(\|\hat{\beta}\| > t) \\ &\leq \mathbb{P}\left(\min_{b \in B(0,t)} \|Y-Xb\| \leq \sqrt{nt}^{-1}\right) + \mathbb{P}(\|\hat{\beta}\| > t). \end{aligned}$$

Thus, by Lemma A.6 and inequality (A.6), we get

$$\mathbb{P}(\hat{\sigma}^{-1} \geq t) \leq t^p e^{-C_1 n \log t} + C_2 e^{-C_3 n \log t} + C_4^n e^{-C_5 n \sqrt{t}}.$$

It is easy to see that this gives the desired upper bound on $\mathbb{E}(\hat{\sigma}^{-k})$.

Next, by the formula displayed in equation (2.3), we get

$$\hat{\sigma}^2 \leq \frac{1}{n-p} (\|Y\|^2 + \|(X^T X)^{-1}\| \|X\| \|Y\|).$$

By the tail bound from equation (A.5), we get that for any k ,

$$\mathbb{E}(\|Y\|^k) \leq C(k) n^{\frac{1}{2}k}. \quad (\text{A.7})$$

Thus, we have

$$\begin{aligned}\mathbb{E}(\hat{\sigma}^k) &\leq C(k)n^{-\frac{1}{2}k}[\mathbb{E}(\|Y\|^k) + \mathbb{E}(\|(X^T X)^{-1}\|^k \|X\|^k \|Y\|^k)] \\ &\leq C(k) + C(k)[\mathbb{E}(\|(X^T X)^{-1}\|^{3k})\mathbb{E}(\|X\|^{3k})\mathbb{E}(\|Y\|^{3k})]^{\frac{1}{3}}.\end{aligned}$$

Applying Lemma A.3, Lemma A.5, and inequality (A.7) to get upper bounds for the three expectations on the right, we get the desired bound. \square

We are now ready to prove Corollary 2.17.

Proof of Corollary 2.17. Let δ'_n and δ''_n be as in Theorem 2.15. By the assumption about the conditional density of Y_1 given $X_1 = x$, we have that

$$\delta'_n \leq C\mathbb{E}[\lambda(P_n(X_{n+1}; L_n)\Delta P_{n-1}(X_{n+1}; L_{n-1}))],$$

where λ is Lebesgue measure on \mathbb{R} . A similar bound holds for δ''_n .

Let \tilde{X} denote the matrix consisting of the first $n-1$ rows of X , so that

$$X = \begin{bmatrix} \tilde{X} \\ X_n^T \end{bmatrix},$$

treating X_n as a column vector. Let \tilde{Y}_{n+1} and $\tilde{\sigma}$ be the predicted value of Y_{n+1} and the estimated value of σ if we use only the first $n-1$ data points. Then by the formula (2.17) for the prediction interval, it is easy to see that

$$\begin{aligned}&\lambda(P_n(X_{n+1}; L_n)\Delta P_{n-1}(X_{n+1}; L_{n-1})) \\ &\leq |\hat{Y}_{n+1} - \tilde{Y}_{n+1}| + 2z_{1-\frac{\alpha}{2}} \left| \hat{\sigma} \sqrt{1 + X_{n+1}^T (X^T X)^{-1} X_{n+1}} - \tilde{\sigma} \sqrt{1 + X_{n+1}^T (\tilde{X}^T \tilde{X})^{-1} X_{n+1}} \right| \\ &\leq |\hat{Y}_{n+1} - \tilde{Y}_{n+1}| + 2z_{1-\frac{\alpha}{2}} |\hat{\sigma} - \tilde{\sigma}| \sqrt{1 + X_{n+1}^T (X^T X)^{-1} X_{n+1}} \\ &\quad + 2z_{1-\frac{\alpha}{2}} \tilde{\sigma} \left| \sqrt{1 + X_{n+1}^T (X^T X)^{-1} X_{n+1}} - \sqrt{1 + X_{n+1}^T (\tilde{X}^T \tilde{X})^{-1} X_{n+1}} \right|.\end{aligned}$$

Our task, now, is to compute upper bounds on the expected values of the three terms above.

Let us denote the three terms by T_1 , T_2 and T_3 . We will make several uses of the identity

$$\sqrt{x} - \sqrt{y} = \frac{x - y}{\sqrt{x} + \sqrt{y}}. \quad (\text{A.8})$$

First, note that

$$X^T X = \tilde{X}^T \tilde{X} + X_n X_n^T$$

By the well known formula for the inverse of a rank-one perturbation, this gives

$$(X^T X)^{-1} = (\tilde{X}^T \tilde{X})^{-1} - \frac{(\tilde{X}^T \tilde{X})^{-1} X_n X_n^T (\tilde{X}^T \tilde{X})^{-1}}{1 + X_n^T (\tilde{X}^T \tilde{X})^{-1} X_n}. \quad (\text{A.9})$$

Thus, we get

$$|X_{n+1}^T(X^T X)^{-1}X_{n+1} - X_{n+1}^T(\tilde{X}^T \tilde{X})^{-1}X_{n+1}| \leq (X_{n+1}^T(\tilde{X}^T \tilde{X})^{-1}X_{n+1})^2.$$

By the above inequality and the identity (A.8),

$$\begin{aligned} & \left| \sqrt{1 + X_{n+1}^T(X^T X)^{-1}X_{n+1}} - \sqrt{1 + X_{n+1}^T(\tilde{X}^T \tilde{X})^{-1}X_{n+1}} \right| \\ & \leq |(1 + X_{n+1}^T(X^T X)^{-1}X_{n+1}) - (1 + X_{n+1}^T(\tilde{X}^T \tilde{X})^{-1}X_{n+1})| \\ & \leq \|(\tilde{X}^T \tilde{X})^{-1}\|^2 \|X_{n+1}\|^2 \|X_n\|^2. \end{aligned}$$

Thus, by an application of Hölder's inequality,

$$\begin{aligned} & \mathbb{E} \left(\left| \sqrt{1 + X_{n+1}^T(X^T X)^{-1}X_{n+1}} - \sqrt{1 + X_{n+1}^T(\tilde{X}^T \tilde{X})^{-1}X_{n+1}} \right| \right) \\ & \leq \mathbb{E}(\tilde{\sigma} \|(\tilde{X}^T \tilde{X})^{-1}\|^2 \|X_{n+1}\|^2 \|X_n\|^2) \\ & \leq [\mathbb{E}(\tilde{\sigma}^4) \mathbb{E}(\|(\tilde{X}^T \tilde{X})^{-1}\|^8) \mathbb{E}(\|X_{n+1}\|^8) \mathbb{E}(\|X_n\|^8)]^{\frac{1}{4}}. \end{aligned}$$

By the sub-Gaussian tail assumption, $\mathbb{E}(\|X_1\|^8)$ is finite, and by Lemma A.5,

$$\mathbb{E}(\|(\tilde{X}^T \tilde{X})^{-1}\|^8) \leq Cn^{-8}.$$

By Lemma A.7 with $n - 1$ instead of n , $\mathbb{E}(\tilde{\sigma}^4) \leq C$. Thus, the left side in the preceding display is bounded above by Cn^{-2} . This proves that

$$\mathbb{E}(T_3) \leq \frac{C}{n^2}. \quad (\text{A.10})$$

Let \tilde{Y} be the vector consisting of the first $n - 1$ components of Y . By the formula (2.3),

$$(n - p - 1)\tilde{\sigma}^2 = \tilde{Y}^T \tilde{Y} - (\tilde{X}^T \tilde{Y})^T (\tilde{X}^T \tilde{X})^{-1} (\tilde{X}^T \tilde{Y}),$$

and therefore,

$$\begin{aligned} (n - p)\tilde{\sigma}^2 &= Y^T Y - (X^T Y)^T (X^T X)^{-1} (X^T Y) \\ &= \tilde{Y}^T \tilde{Y} + Y_n^2 - (\tilde{X}^T \tilde{Y} + X_n Y_n)^T (X^T X)^{-1} (\tilde{X}^T \tilde{Y} + X_n Y_n) \\ &= \tilde{Y}^T \tilde{Y} + Y_n^2 - (\tilde{X}^T \tilde{Y})^T (X^T X)^{-1} (\tilde{X}^T \tilde{Y}) - Y_n^2 X_n^T (X^T X)^{-1} X_n \\ &\quad - 2Y_n X_n^T (X^T X)^{-1} \tilde{X}^T \tilde{Y} \\ &= (n - p - 1)\tilde{\sigma}^2 + Y_n^2 - (\tilde{X}^T \tilde{Y})^T ((X^T X)^{-1} - (\tilde{X}^T \tilde{X})^{-1}) (\tilde{X}^T \tilde{Y}) \\ &\quad - Y_n^2 X_n^T (X^T X)^{-1} X_n - 2Y_n X_n^T (X^T X)^{-1} \tilde{X}^T \tilde{Y}. \end{aligned}$$

This shows that

$$(n-p)|\hat{\sigma}^2 - \tilde{\sigma}^2| \leq \tilde{\sigma}^2 + Y_n^2 + \|(X^T X)^{-1} - (\tilde{X}^T \tilde{X})^{-1}\| \|\tilde{X}\|^2 \|\tilde{Y}\|^2 \\ + \|(X^T X)^{-1}\| \|X_n\|^2 Y_n^2 + 2\|(X^T X)^{-1}\| \|\tilde{X}\| \|\tilde{Y}\| \|X_n\| |Y_n|.$$

But by the identity (A.9),

$$\|(X^T X)^{-1} - (\tilde{X}^T \tilde{X})^{-1}\| \leq \|(\tilde{X}^T \tilde{X})^{-1}\|^2 \|X_n\|^2. \quad (\text{A.11})$$

Using this in the previous display, we get

$$(n-p)|\hat{\sigma}^2 - \tilde{\sigma}^2| \leq \tilde{\sigma}^2 + Y_n^2 + \|(\tilde{X}^T \tilde{X})^{-1}\|^2 \|X_n\|^2 \|\tilde{X}\|^2 \|\tilde{Y}\|^2 \\ + \|(X^T X)^{-1}\| \|X_n\|^2 Y_n^2 + 2\|(X^T X)^{-1}\| \|\tilde{X}\| \|\tilde{Y}\| \|X_n\| |Y_n|. \quad (\text{A.12})$$

Now recall that for each $k \geq 1$, we have the following inequalities as consequences of the sub-Gaussian tail assumption, Lemma A.3, Lemma A.5, Lemma A.7, and inequality (A.7), provided that $n \geq C_1(k)$:

$$\mathbb{E}[|Y_n|^k] \leq C(k), \quad \mathbb{E}[\|X_n\|^k] \leq C(k), \quad \mathbb{E}[\|(X^T X)^{-1}\|^k] \leq C(k)n^{-k}, \quad \mathbb{E}(\tilde{\sigma}^{\pm k}) \leq C(k), \\ \mathbb{E}[\|(\tilde{X}^T \tilde{X})^{-1}\|^k] \leq C(k)n^{-k}, \quad \mathbb{E}[\|\tilde{X}\|^k] \leq C(k)n^{\frac{k}{2}}, \quad \mathbb{E}[\|\tilde{Y}\|^k] \leq C(k)n^{\frac{k}{2}}. \quad (\text{A.13})$$

Using these inequalities and several applications of Hölder's inequality, the inequality (A.12) yields

$$\mathbb{E}[|\hat{\sigma}^2 - \tilde{\sigma}^2|^k] \leq \frac{C(k)}{n^k}. \quad (\text{A.14})$$

Now note that by equation (A.8),

$$|\hat{\sigma} - \tilde{\sigma}| = \frac{|\hat{\sigma}^2 - \tilde{\sigma}^2|}{\hat{\sigma} + \tilde{\sigma}} \leq \frac{|\hat{\sigma}^2 - \tilde{\sigma}^2|}{\hat{\sigma}}.$$

Thus, we get

$$\mathbb{E}(T_2) \leq \mathbb{E} \left[\frac{|\hat{\sigma}^2 - \tilde{\sigma}^2|}{\hat{\sigma}} \sqrt{1 + X_{n+1}^T (X^T X)^{-1} X_{n+1}} \right] \\ \leq \left[\mathbb{E} \left(\frac{|\hat{\sigma}^2 - \tilde{\sigma}^2|^2}{\hat{\sigma}^2} \right) \mathbb{E}(1 + X_{n+1}^T (X^T X)^{-1} X_{n+1}) \right]^{\frac{1}{2}}.$$

Using the bounds displayed in equation (A.13), we get

$$\mathbb{E}(1 + X_{n+1}^T (X^T X)^{-1} X_{n+1}) \leq 1 + \mathbb{E}(\|(X^T X)^{-1}\| \|X_{n+1}\|^2) \\ \leq 1 + [\mathbb{E}(\|(X^T X)^{-1}\|^2) \mathbb{E}(\|X_{n+1}\|^4)]^{\frac{1}{2}} \leq C,$$

and combining with equation (A.14),

$$\begin{aligned}\mathbb{E}\left(\frac{|\hat{\sigma}^2 - \tilde{\sigma}^2|^2}{\hat{\sigma}^2}\right) &\leq [\mathbb{E}(|\hat{\sigma}^2 - \tilde{\sigma}^2|^4)\mathbb{E}(\hat{\sigma}^{-4})]^{\frac{1}{2}} \\ &\leq \frac{C}{n^2}.\end{aligned}$$

Thus, we get

$$\mathbb{E}(T_2) \leq \frac{C}{n}. \quad (\text{A.15})$$

Finally, note that

$$\begin{aligned}|\hat{Y}_{n+1} - \tilde{Y}_{n+1}| &= |X_{n+1}^T(X^T X)^{-1}X^T Y - X_{n+1}^T(\tilde{X}^T \tilde{X})^{-1}\tilde{X}^T \tilde{Y}| \\ &= |X_{n+1}^T(X^T X)^{-1}(\tilde{X}^T \tilde{Y} + X_n Y_n) - X_{n+1}^T(\tilde{X}^T \tilde{X})^{-1}\tilde{X}^T \tilde{Y}| \\ &\leq |X_{n+1}^T((X^T X)^{-1} - (\tilde{X}^T \tilde{X})^{-1})\tilde{X}^T \tilde{Y}| + |Y_n| |X_{n+1}^T(X^T X)^{-1}X_n| \\ &\leq \|(X^T X)^{-1} - (\tilde{X}^T \tilde{X})^{-1}\| \|X_{n+1}\| \|\tilde{X}\| \|\tilde{Y}\| \\ &\quad + |Y_n| \|X_{n+1}\| \|X_n\| \|(X^T X)^{-1}\|.\end{aligned}$$

Applying inequality (A.11) to the first term on the right, we get

$$\begin{aligned}|\hat{Y}_{n+1} - \tilde{Y}_{n+1}| &\leq \|(\tilde{X}^T \tilde{X})^{-1}\|^2 \|X_n\|^2 \|X_{n+1}\| \|\tilde{X}\| \|\tilde{Y}\| \\ &\quad + |Y_n| \|X_{n+1}\| \|X_n\| \|(X^T X)^{-1}\|.\end{aligned}$$

Now applying the bounds from equation (A.13) and several applications of Hölder's inequality, we get

$$\mathbb{E}(T_1) = \mathbb{E}|\hat{Y}_{n+1} - \tilde{Y}_{n+1}| \leq \frac{C}{n}. \quad (\text{A.16})$$

The proof is completed by combining the inequalities (A.10), (A.15) and (A.16). \square

A.3 A subtle point

Theorem 1.1 says that if the error bound is small, then

$$\mu(A(X_1, \dots, X_n)) \approx \frac{1}{n} \sum_{i=1}^n 1_{\{X_i \in A'(X_1, \dots, X_{i-1}, X_{i+1}, \dots, X_n)\}} \quad (\text{A.17})$$

with high probability. That is, the right side can be used to estimate the left side, in case we have the data X_1, \dots, X_n and we know A , but we do not know μ . A subtle but important remark is that the smallness of the error bound does not imply, however, that the random variable $\mu(A(X_1, \dots, X_n))$ is concentrated near a deterministic value. In other words, this is not a standard concentration of measure result. This anomaly can arise in high dimensional settings (where the sample size is comparable to dimension of the space S in which the X_i 's take value), as demonstrated by the following example due to David Aldous.

Let n be a large number. Let μ be the probability measure on \mathbb{R}^n described as follows. With probability $\frac{1}{n}$, choose the origin; with probability $1 - \frac{1}{n}$, choose a point uniformly from the unit sphere \mathbb{S}^{n-1} . Let X_1, \dots, X_n be n i.i.d. points from this distribution (so that sample size n is the same as the dimension n). Let $A(X_1, \dots, X_n)$ be the set of all $x \in \mathbb{R}^n$ that are within distance $\frac{1}{2}(1 + \sqrt{2})$ from at least one point among X_1, \dots, X_n . Define A' and A'' analogously.

We claim that in this example, the error bound from Theorem 1.1 is small (and therefore, equation (A.17) holds with high probability), but $\mu(A(X_1, \dots, X_n))$ is not concentrated near a deterministic value.

To see this, note that if X and Y are independently and uniformly chosen from \mathbb{S}^{n-1} , then $\|X\| = 1 + O(n^{-\frac{1}{3}})$ and $\|X - Y\| = \sqrt{2} + O(n^{-\frac{1}{3}})$ with probability $1 - O(e^{-n^{\frac{1}{3}}})$. These follow from easy probabilistic arguments. Now let N be the number of X_i 's that are equal to 0. Then $N \sim \text{Binomial}(n, \frac{1}{n})$, and thus, N is approximately a *Poisson*(1) random variable.

Suppose that N turns out to be zero. Then all points in the sample are uniformly drawn from the sphere. Thus, if X_{n+1} is a new sample drawn from μ , then with probability $1 - \frac{1}{n}$, X_{n+1} is uniformly drawn from \mathbb{S}^{n-1} , which implies that $\min_{1 \leq i \leq n} \|X_i - X_{n+1}\| \approx \sqrt{2}$ with high probability. Thus, if $N = 0$, then $\mu(A(X_1, \dots, X_n)) \approx 0$. On the other hand, if $N \geq 1$, then at least one of the X_i 's is zero. Thus, in this case, $\min_{1 \leq i \leq n} \|X_i - X_{n+1}\| \approx 1$ with high probability. This implies that if $N \geq 1$, then $\mu(A(X_1, \dots, X_n)) \approx 1$.

To summarize, we have shown that $\mu(A(X_1, \dots, X_n)) \approx 0$ with probability $\approx e^{-1}$, and $\mu(A(X_1, \dots, X_n)) \approx 1$ with probability $\approx 1 - e^{-1}$. In particular, $\mu(A(X_1, \dots, X_n))$ is not concentrated near a deterministic value.

Next, let us argue that the error bound from Theorem 1.1 is small. The θ/n term is small anyway, since $\theta \leq \frac{1}{4}$. Next, note that if $N = 0$, then N remains zero for the subsample X_1, \dots, X_{n-1} as well. Thus, if $N = 0$, then

$$\mu(A(X_1, \dots, X_n) \Delta A'(X_1, \dots, X_{n-1})) = \mu(A(X_1, \dots, X_n)) - \mu(A'(X_1, \dots, X_{n-1})) \approx 0.$$

On the other hand, even if $N \geq 1$, it is very unlikely that $X_{n-1} = 0$. Thus, it is highly likely that N does not change even if we remove X_{n-1} from the sample, and the above identity continues to hold. Since the left side is bounded by 1, this lets us conclude that $\delta' \approx 0$. By a similar argument, $\delta'' \approx 0$.

References

- [1] M. Austern and W. Zhou. Asymptotics of cross-validation. *arXiv preprint arXiv:2001.11111*, 2020.
- [2] E. Badr, M. EL-Hakeem, E. E. El-Sharawy, and T. E. Ahmed. An efficient algorithm for decomposition of partially ordered sets. *Journal of Mathematics*, 2023(1):9920700, 2023.
- [3] N. Baldin and M. Reiß. Unbiased estimation of the volume of a convex body. *Stochastic Processes and their Applications*, 126(12):3716–3732, 2016.

- [4] J. Bunge and M. Fitzpatrick. Estimating the number of species: A review. *Journal of the American Statistical Association*, 88(421):364–373, 1993.
- [5] B. J. Callahan, P. J. McMurdie, M. J. Rosen, A. W. Han, A. J. A. Johnson, and S. P. Holmes. Dada2: High-resolution sample inference from illumina amplicon data. *Nature methods*, 13(7):581–583, 2016.
- [6] A. Chao. Nonparametric estimation of the number of classes in a population. *Scandinavian Journal of statistics*, pages 265–270, 1984.
- [7] A. Chao and S.-M. Lee. Estimating the number of classes via sample coverage. *Journal of the American statistical Association*, 87(417):210–217, 1992.
- [8] Y. Chen, P. Diaconis, S. P. Holmes, and J. S. Liu. Sequential Monte Carlo methods for statistical analysis of tables. *Journal of the American Statistical Association*, 100(469): 109–120, 2005.
- [9] A. S. Corbet and R. A. Fisher. The butterfly species of a sample from malaya. *Journal of Animal Ecology*, 12(1):27–37, 1943.
- [10] J. Darroch and D. Ratcliff. A note on capture-recapture estimation. *Biometrics*, pages 149–153, 1980.
- [11] P. Diaconis and H. Anderson. Hit and run as a unifying device. *J. Soc. Francaise Statist*, 148:5–28, 2007.
- [12] P. Diaconis and B. Efron. Testing for independence in a two-way table: new interpretations of the chi-square statistic. *The Annals of Statistics*, pages 845–874, 1985.
- [13] P. Diaconis and S. Holmes. Three examples of Monte -Carlo Markov chains: at the interface between statistical computing, computer science, and statistical mechanics. In *Discrete probability and algorithms*, pages 43–56. Springer, 1995.
- [14] P. Diaconis and M. Howes. Random sampling of partitions and contingency tables: Two practical examples of the Burnside process. *arXiv preprint arXiv:2503.02818*, 2025.
- [15] P. Diaconis and C. Stein. Decision theory, 1981. unpublished chapter.
- [16] P. Diaconis and B. Sturmfels. Algebraic algorithms for sampling from conditional distributions. *The Annals of statistics*, 26(1):363–397, 1998.
- [17] P. Diaconis and C. Zhong. Hahn polynomials and the Burnside process. *The Ramanujan Journal*, pages 1–29, 2020. doi: 10.1007/s11139-021-00482-z. URL <https://doi.org/10.1007/s11139-021-00482-z>.
- [18] P. Diaconis and C. Zhong. Counting the number of group orbits by marrying the burnside process with importance sampling. *arXiv preprint arXiv:2501.11731*, 2025.

- [19] P. Diaconis, S. Holmes, and M. Shahshahani. Sampling from a manifold. In *Advances in modern statistical theory and applications: a Festschrift in honor of Morris L. Eaton*, volume 10, pages 102–126. Institute of Mathematical Statistics, 2013.
- [20] M. Dyer and A. Frieze. Computing the volume of convex bodies: A case where randomness provably helps. In *Probabilistic Combinatorics and Its Applications*, volume 44 of *Proceedings of Symposia in Applied Mathematics*, pages 123–170. American Mathematical Society, 1991.
- [21] M. E. Dyer, A. M. Frieze, and R. Kannan. A random polynomial-time algorithm for approximating the volume of convex bodies. *Journal of the ACM*, 35(4):809–832, 1988.
- [22] B. Efron. The convex hull of a random set of points. *Biometrika*, 52(3-4):331–343, 1965.
- [23] B. Efron and R. Thisted. Estimating the Number of Unseen Species: How Many Words Did Shakespeare Know? *Biometrika*, 63(3):435–447, 1976.
- [24] B. Efron and R. Tibshirani. Statistical data analysis in the computer age. *Science*, 253(5018):390–395, 1991.
- [25] S. Favaro, B. Nipoti, and Y. W. Teh. Rediscovery of good-turing estimators via bayesian nonparametrics. *Biometrics*, 72(1):136–145, 2016.
- [26] I. J. Good. Turing’s anticipation of empirical Bayes in connection with the cryptanalysis of the naval Enigma. *Journal of Statistical Computation and Simulation*, 66(2):101–111, 2000.
- [27] N. J. Gotelli and R. K. Colwell. Estimating species richness. In A. E. Magurran and B. J. McGill, editors, *Biological Diversity: Frontiers in Measurement and Assessment*, pages 39–54. Oxford University Press, Oxford, UK, 2010.
- [28] S. H. Holmes and W. Huber. *Modern statistics for modern biology*. Cambridge university press, 2018.
- [29] D. Homrighausen and D. J. McDonald. Leave-one-out cross-validation is risk consistent for lasso. *Machine learning*, 97(1):65–78, 2014.
- [30] S. H. Hurlbert. The nonconcept of species diversity: a critique and alternative parameters. *Ecology*, 52(4):577–586, 1971.
- [31] W.-H. Hwang, R. Huggins, and L.-F. Chen. A note on the inverse birthday problem with applications. *The American Statistician*, 71(3):191–201, 2017.
- [32] P. Jaccard. *Lois de Distribution Florale dans la Zone Alpine*, volume 38. Bulletin de la Société Vaudoise des Sciences Naturelles, 1902.
- [33] H. Jeffreys. *The theory of probability*. Oxford University Press, 1939.

- [34] M. Jerrum. Uniform sampling modulo a group of symmetries using Markov chain simulation. In J. Friedman, editor, *Expanding Graphs*, volume 10 of *DIMACS Series in Discrete Mathematics and Theoretical Computer Science*, pages 37–47. American Mathematical Society, 1993. URL <https://www.lfcs.inf.ed.ac.uk/reports/93/ECS-LFCS-93-272/ECS-LFCS-93-272.ps>.
- [35] R. Kannan, L. Lovász, and M. Simonovits. Random walks and an $o^*(n^5)$ volume algorithm for convex bodies. *Random Structures and Algorithms*, 11(1):1–50, 1997.
- [36] B. Korte, L. Lovász, and R. Schrader. *Greedoids*, volume 4. Springer Science & Business Media, 2012.
- [37] A. Lijoi, R. H. Mena, and I. Prünster. Bayesian nonparametric estimation of the probability of discovering new species. *Biometrika*, 94(4):769–786, 2007.
- [38] S.-H. Lo. From the species problem to a general coverage problem via a new interpretation. *The Annals of Statistics*, 20(2):1094–1109, 1992.
- [39] A. Maurer. Concentration of the missing mass in metric spaces. *arXiv preprint arXiv:2206.02012*, 2022.
- [40] R. D. Millán, N. Sukhorukova, and J. Ugon. Application and issues in abstract convexity. *arXiv preprint arXiv:2202.09959*, 2022.
- [41] C. Quast, E. Pruesse, P. Yilmaz, J. Gerken, T. Schweer, P. Yarza, J. Peplies, and F. O. Glöckner. The silva ribosomal rna gene database project: improved data processing and web-based tools. *Nucleic acids research*, 41(D1):D590–D596, 2012.
- [42] H. E. Robbins. Estimating the total probability of the unobserved outcomes of an experiment. *Ann. Math. Statist.*, 39(6):256–257, 1968.
- [43] H. L. Sanders. Marine benthic diversity: a comparative study. *The American Naturalist*, 102(925):243–282, 1968.
- [44] J. Shao. Linear model selection by cross-validation. *Journal of the American statistical Association*, 88(422):486–494, 1993.
- [45] A. F. Siegel and R. Z. German. Rarefaction and taxonomic diversity. *Biometrics*, pages 235–241, 1982.
- [46] D. Simberloff. Properties of the rarefaction diversity measurement. *The American Naturalist*, 106(949):414–418, 1972.
- [47] A. Sinclair and M. Jerrum. Approximate counting, uniform generation and rapidly mixing Markov chains. *Information and Computation*, 82(1):93–133, 1989.
- [48] R. P. Stanley. Enumerative combinatorics volume 1 second edition. *Cambridge studies in advanced mathematics*, 2011.

- [49] M. Stone. Cross-validation: A review. *Statistics: A Journal of Theoretical and Applied Statistics*, 9(1):127–139, 1978.
- [50] W. T. Trotter. *Combinatorics and Partially Ordered Sets: Dimension Theory*. Johns Hopkins University Press, 1992.
- [51] L. G. Valiant. The complexity of computing the permanent. *Theoretical Computer Science*, 8(2):189–201, 1979.
- [52] M. L. van De Vel. *Theory of convex structures*, volume 50. Elsevier, 1993.
- [53] Wikipedia contributors. Convex volume approximation. https://en.wikipedia.org/wiki/Convex_volume_approximation, 2025. Accessed: 26 June 2025.
- [54] Wikipedia contributors. German tank problem. https://en.wikipedia.org/wiki/German_tank_problem, 2025. Accessed: 19 June 2025.
- [55] Y. Yang. Consistency of cross validation for comparing regression procedures. *The Annals of Statistics*, pages 2450–2473, 2007.