

Rethinking Creativity Evaluation: A Critical Analysis of Existing Creativity Evaluations

Li-Chun Lu^{1*} Miri Liu² Pin-Chun Lu¹ Yufei Tian²
 Shao-Hua Sun¹ Nanyun Peng²

¹National Taiwan University, ²University of California, Los Angeles

Abstract

We systematically examine, analyze, and compare representative creativity measures—creativity index, perplexity, syntactic templates, and LLM-as-a-Judge—across diverse creative domains, including creative writing, unconventional problem-solving, and research ideation. Our analyses reveal that these metrics exhibit limited consistency, capturing different dimensions of creativity. We highlight key limitations, including the creativity index’s focus on lexical diversity, perplexity’s sensitivity to model confidence, and syntactic templates’ inability to capture conceptual creativity. Additionally, LLM-as-a-Judge shows instability and bias. Our findings underscore the need for more robust, generalizable evaluation frameworks that better align with human judgments of creativity.

1 Introduction

Creativity is essential to human progress, driving advancements in the arts, solving everyday challenges, and enabling scientific breakthroughs (Cropley, 2006; Feist, 1998; Simonton, 2004). While large language models (LLMs) have excelled in structured tasks like question answering and logical reasoning (Goel et al., 2023; Cabral et al., 2024; Pu et al., 2023; Li et al., 2024), their performance in creative domains remains limited (Sawicki et al., 2023b,a; Chakrabarty et al., 2024; Mirowski et al., 2023). As expectations for LLMs’ creative capabilities grow, the research community is focused on narrowing the gap between human and machine performance in these open-ended tasks. To assess and track progress in closing this gap, there is a growing need for effective evaluation metrics that can benchmark LLM creativity across diverse tasks and domains.

The inherently multidimensional and domain-specific nature of creativity has led to a diverse range of evaluation methods. Prior work has proposed various automatic metrics to capture different aspects of creativity, such as semantic distance to measure novelty in text generation (Zhao et al., 2019; Haque et al., 2022), and metrics like the creativity index and syntactic templates for assessing linguistic creativity (Li et al., 2016; Lu et al., 2024c; Liu et al.; Shaib et al., 2024). LLMs have also been used as evaluators in tasks like the Alternative Uses Task (AUT) and creative writing (Góes et al., 2023; Organisciak et al., 2023; Distefano et al., 2024; Luchini et al., 2025a,b). These methods highlight the diversity of creativity and the complexity of evaluating creativity. This raises an important question: how can we select evaluation metrics accurately reflecting human-perceived creativity across various domains?

To address this question, we analyze four representative creativity metrics, each reflecting a different level of granularity in creativity evaluation. Specifically, we use the creativity index to assess phrasing-level creativity, perplexity to capture token-level diversity, syntactic templates to evaluate structural creativity, and LLM-as-a-Judge for a holistic assessment (Merrill et al., 2024; Crossley et al., 2016; Nguyen, 2024). To evaluate the alignment between these metrics and human perceptions of creativity, we apply them across three domains where machine creativity has been extensively studied (Ismayilzada et al., 2024): artistic creativity (*e.g.*, creative writing), unconventional problem-solving, and research ideation. For each domain, we curate a dataset of both creative and uncreative examples, reflecting human judgments, and assess each metric’s performance within and across these domains.

Our analysis reveals that the four creativity metrics exhibit limited consistency with each other, indicating they capture different dimensions of cre-

*Work done during Li-Chun’s visit to UCLA.
 Correspondence to: Nanyun Peng <violetpeng@cs.ucla.edu>

ativity. Perplexity and syntactic templates, in particular, show inconsistent performance across domains, reflecting their sensitivity to task-specific language patterns and limitations in generalizability. We further analyze each metric’s behavior: (1) Creativity index mainly reflects lexical diversity, with its reliance on n-gram range affecting its reliability; (2) Perplexity, while associated with diversity and fluency, is heavily influenced by model confidence, making it a poor indicator of creativity in contexts that prioritize novelty; (3) Syntactic templates can detect structural patterns but fail to capture conceptual creativity, especially in unconventional solutions expressed through conventional language; and (4) LLM-as-a-judge tends to produce biased predictions and is unstable across different prompts, raising concerns about its reliability as an autonomous evaluator. In conclusion, our findings highlight critical inconsistencies across metrics and domains, emphasizing the need for more robust, generalizable evaluation frameworks that align closely with human judgments of creativity.

2 Background on creativity evaluation

Creativity assessment has long been a focus of psychological research, with standardized tests designed to measure different facets of divergent and associative thinking. As LLMs advance in generating creative content, the need for effective evaluation methods has grown. In the following, we review existing metrics of creativity evaluation and discuss their applicability to evaluating machine-generated content.

Several standardized tests are commonly used to assess creativity, each measuring different aspects of divergent and associative thinking. The Torrance Tests of Creative Thinking (TTCT; [Torrance, 1966](#)) is a widely used benchmark to evaluate creativity along the axes of fluency, flexibility, originality, and elaboration. The Divergent Association Task quantifies creative potential based on associative thinking and semantic networks ([Olson et al., 2021](#)). The Remote Associates Test assesses creativity by measuring the ability to connect seemingly unrelated words ([Mednick, 1962](#)). The Alternative Uses Task (AUT), which gauges divergent thinking through the generation of multiple novel uses for common objects ([Guilford, 1967](#)).

While these tests are well-established for assessing human creativity, their suitability for evaluating and optimizing machine learning models, such as

LLMs, is limited. First, traditional metrics, such as fluency and flexibility, become less informative as LLMs can generate extensive content with ease ([Guzik et al., 2023](#); [Lu et al., 2024b](#)). Second, these tests require significant human effort and cost, posing challenges for integration into model training loops ([Torrance, 1966](#); [Olson et al., 2021](#); [Guilford, 1967](#)). Finally, the reliance on subjective human evaluation could introduce potential biases ([Beaty and Johnson, 2021](#)).

In the era of LLMs, as LLMs are increasingly applied to creative tasks such as story writing ([Fan et al., 2018](#); [Akoury et al., 2020](#); [Gómez-Rodríguez and Williams, 2023](#)) and music composition ([Ding et al., 2024](#); [Parker et al., 2024](#); [Yuan et al., 2024](#)), the range of evaluation metrics has expanded accordingly. Automated creativity measures, including linguistic diversity ([Li et al., 2016](#); [Lu et al., 2024c](#); [Liu et al.](#); [Shaib et al., 2024](#)), text perplexity ([Fan et al., 2018](#)), and LLM-based judgment ([Ruan et al., 2024](#); [Ye et al., 2025](#); [Lin et al., 2024](#)), offer scalable alternatives to human assessment. However, these automated creativity measures have limitations in capturing deeper aspects of creativity. Notably, LLM-based evaluation is susceptible to biases, such as positional bias and preference for model-generated outputs ([Shi et al., 2024](#); [Panickssery et al., 2024](#); [Ye et al., 2024](#)), raising concerns about its reliability. A significant gap remains in developing automated methods that can assess conceptual creativity beyond surface-level features.

Previous studies that have attempted to evaluate the creativity of LLM outputs through human evaluation, either through adaptations of these traditional tests ([Chakrabarty et al., 2024](#); [Tian et al., 2024a](#); [Lu et al., 2024b](#)) or more open-ended approaches ([Mirowski et al., 2023](#)), generally conclude that LLM-generated content is still less creative compared to human-produced works. However, these approaches require careful tailoring of evaluation methods to specific domains of creativity.

In this work, we aim to systematically examine, analyze, and compare existing creativity measures across diverse creative domains. Rather than introducing a new metric or optimizing specific creativity benchmarks, our study provides a comprehensive evaluation of current approaches, highlighting their strengths, limitations, and applicability. By offering a rigorous analysis, we seek to inform future research and guide the development of more effective creativity assessment methods.

3 Core domains of creativity selected for evaluation

Our goal is to systematically analyze and compare existing creativity measures across diverse creative domains. Section 3.1 introduces the domains we selected for evaluation, and Section 3.2 describes the datasets we curated for these domains.

3.1 Domains

Creativity is an incredibly broad concept spanning multiple disciplines; to aid our evaluation of existing creativity metrics, we first identify the core domains of creativity. We follow the broad categorization by Ismayilzada et al. (2024) and select three domains: **Artistic creativity**, **unconventional problem-solving**, and **research ideation**¹. Each domain offers a unique aspect of creativity: artistic creativity uses an aesthetic approach, unconventional problem-solving uses functional thinking, particularly in light of constraints, and research ideation uses a logical synthesis of existing facts.

Creative writing. Artistic creativity involves generating aesthetically compelling original content that provokes an emotional or intellectual response in audiences. Its importance to the human psyche is such that it has been linked to better brain and mental health (Jean-Berluce, 2024; Kaimal et al., 2017; Fancourt et al., 2019) and stronger social cohesion (Kim, 2015; Felton et al., 2015). Effective works in this domain intentionally combine existing elements and conventions with new ideas or representations with a strong focus on aesthetics (Hungerland, 1955; Carney, 1994). While artistic creativity includes creation in various modalities, *e.g.*, visuals and music, we choose creative writing (CREATIVE WRITING) as a representative subfield for the domain given the scope of the venue.

Problem-solving. Unconventional problem-solving (PROBLEM-SOLVING) involves identifying creative yet effective solutions to unconventional problems. It often involves breaking away from conventional approaches, reframing problems from different perspectives, and overcoming cognitive biases such as functional fixedness. Effective problem solvers leverage a combination of domain knowledge, lateral thinking, and adaptability to generate innovative and practical outcomes. This

¹We excluded linguistic creativity as it primarily concerns stylistic and rhetorical variation, which existing metrics already assess and its overlap with other domains makes it less distinct.

domain of creativity requires both divergent and convergent thinking, and is widely studied in (Chen et al., 2024).

Research ideation. Research ideation (RESEARCH IDEATION) involves generating, exploring, and evaluating novel scientific ideas that can lead to advancements in knowledge and practice (Lu et al., 2024a). This domain is marked by the ability to challenge existing paradigms, synthesize seemingly unrelated concepts across disciplines, and propose innovative hypotheses that push the boundaries of current understanding. Researchers often rely on both divergent thinking to generate a wide range of possibilities and convergent thinking to refine and evaluate the feasibility of these ideas. This creative process is crucial for breakthroughs in science, technology, and innovation, driving forward the discovery of new theories, methods, and applications that can address complex global challenges.

3.2 Datasets

To investigate the performance of existing creativity metrics across domains, we curated a dataset of each domain. Each dataset contains two sets of samples (creative and uncreative) labeled based on human perception of creativity. To validate the reliability, we conduct a pairwise human verification task by randomly selecting 30 pairs of examples from each dataset. Annotators were asked to identify the more creative example in each pair, achieving an overall accuracy of 73% in selecting the human-labeled creative samples. The instructions are presented in Section C.

For CREATIVE WRITING, we built upon datasets from a prior work (Tian et al., 2024a), which shows that LLM-generated narratives were less diverse in story arcs and had worse pacing compared to human narratives; we therefore labeled the dataset’s 150 LLM-generated narratives as uncreative and its 150 human narratives as creative, with supporting details in Section B. We augmented the dataset with human-written synopses scraped from movie summary sites [MoviePooper](#) and [The Movie Spoiler](#).

For PROBLEM-SOLVING, we adapted the MacGyver dataset for functional fixedness (Tian et al., 2024b), which contains a collection of problem-solving scenarios designed to assess the ability to think beyond conventional uses of everyday objects. We filter 573 unconventional solutions and extract the tools mentioned in each problem to maintain similar settings across examples. We then augment

Domain	Description	Sample task
CREATIVE WRITING	Generating and identifying creative, engaging artistic material, such as movie plots or poems.	Given a movie synopsis {synopsis}, determine if its plot demonstrates originality and creative merit.
PROBLEM SOLVING	Finding creative solutions to unconventional problems.	Given items {A, B, C}, how can we achieve {purpose} when these items weren't designed for that purpose?
RESEARCH IDEATION	Generating and identifying creative, novel scientific ideas in research writing.	Given a scientific research paper {paper}, determine whether its underlying ideas are sufficiently novel for it to be accepted.

Table 1: Creativity domain descriptions and sample tasks.

the dataset by prompting LLMs to generate corresponding conventional problem-solution pairs, the validity of which we verify through human annotation. Both unconventional and conventional solutions were carefully rephrased to ensure consistent expression and style across the dataset.

We collected a dataset for evaluating RESEARCH IDEATION data from ICLR 2024, which has published soundness, contribution, and presentation scores for all accepted and rejected submissions. To control for variables other than creativity in research ideas, we grouped the papers according to their soundness and presentation scores. Section A details the curation process, which enables us to focus on the creativity of papers as the primary differentiating factor between accepted and rejected papers as implemented by Zhao and Zhang (2025). We balanced our sample size across groups, resulting in a final dataset of 513 creative/accepted papers and 513 uncreative/rejected papers.

4 Creativity metrics selected for evaluation

To comprehensively assess creativity across the three domains, we select four representative metrics that evaluate creativity from multiple levels of granularity: Creativity Index, Perplexity, Syntactic Templates, and LLM-based Evaluation, as illustrated in Figure 1. Together, these metrics provide a broad and multifaceted perspective on creativity—capturing variations at the token level, n-gram patterns, part-of-speech and syntactic structures, as well as semantic and holistic evaluation dimensions.

Creativity Index (CI) quantifies originality by measuring how much text can be attributed to existing web content (Lu et al., 2024c). This metric uses the DJ SEARCH algorithm to identify verbatim matches against web corpora. A key compo-

nent of this approach is L-uniqueness, which refers to the proportion of words in a text that appear in novel n-gram contexts of length L or greater, i.e. sequences not found in the reference corpus. The final CI score is computed by averaging L-uniqueness scores across a selected range of L. In this study, we focus on exact verbatim matches and implement the metric using the Infini-Gram algorithm (Liu et al.).

Perplexity (PPL) measures the statistical unexpectedness of text based on probability distributions (Jelinek et al., 1977). It indicates how well a probability model predicts a sample, where lower probability is higher perplexity and therefore the content is less expected and possibly more creative.

Syntactic templates examines structural patterns in text to distinguish between repetitive and diverse text by identifying commonly-used part-of-speech templates, such as [DET NOUN VERB DET ADJ NOUN] (Shaib et al., 2024). This approach utilizes three key metrics:

- **CR-POS:** Measures POS tag sequence diversity using compression ratios, with higher values indicating less diversity. Lower values suggest more varied syntactic structures and potentially more creative text.
- **Template rate:** Calculates the fraction of texts containing at least one template. Lower values indicate fewer texts with repetitive patterns, suggesting greater structural originality across the corpus.
- **Templates-per-token (TPT):** Normalizes template counts by text length to enable fair comparisons across different sources. Lower values indicate more diverse syntactic structures, while higher values suggest more repetitive patterns.

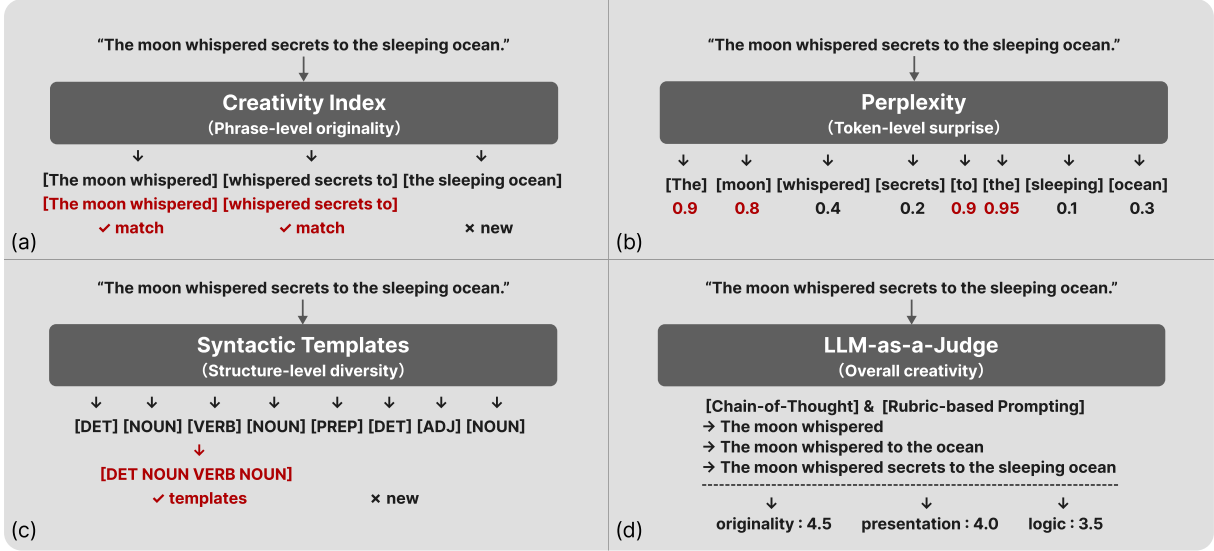


Figure 1: **Illustrations of creativity metrics selected for evaluation.** (a) **Creativity index** captures phrase-level originality by identifying reused segments from large-scale web datasets. (b) **Perplexity** measures token-level unexpectedness via language model prediction probabilities. (c) **Syntactic templates** evaluate structure-level novelty by detecting reliance on common syntactic patterns. (d) **LLM-as-a-judge** incorporates rubric-based scoring and chain-of-thought reasoning to assess overall creative quality.

While this approach clearly delineates repetitive and non-repetitive text, this metric focuses on structural diversity and may overlook semantic diversity as a result.

LLM-as-a-Judge uses LLMs to assess creativity at the conceptual level, complementing the linguistic diversity metrics described above. As the field increasingly recognizes LLMs’ potential in creativity evaluation over other automated metrics (Organisciak et al., 2023; Distefano et al., 2024; Luchini et al., 2025a,b), we develop a multi-pronged LLM evaluation approach that explicitly focuses on idea-level creativity, utilizing chain-of-thought prompting, aspect-based evaluation, and clear, well-defined scoring criteria.

Our prompting strategies are tailored to each domain. For CREATIVE WRITING, we evaluate background setup, logic, development, and originality on a 1–5 scale. For PROBLEM-SOLVING, we evaluate problem difficulty, solution unconventionality, and solution efficiency on a 1-5 scale. For RESEARCH IDEATION, we assess soundness (1-4), presentation (1-4), contribution (1-4), and overall quality (1-10) using domain-appropriate scales.

This approach allows us to capture conceptual creativity that might be missed by purely linguistic or statistical measures, providing a more holistic assessment framework. Detailed prompts for each domain are provided in the Section E.

5 Results and analysis

5.1 Quantitative results

We present the evaluation results of each metric across three creativity domains in Table 2.

Overall, the results reveal a lack of consistency among the metrics from each domain’s perspective. Similarly, individual metrics also fail to demonstrate consistent performance across all domains as discussed in detail below:

Creativity Index (CI). CI effectively captures the differences in CREATIVE WRITING; however, it yields comparable scores between unconventional and conventional solutions in PROBLEM-SOLVING, as well as between accepted and rejected paper introductions in SCIENTIFIC IDEATION. As discussed in Section 5.2.1, prior work often uses unique n-grams to evaluate novelty (Crossley et al., 2016; Merrill et al., 2024). However, our results suggest that CI reflects primarily lexical diversity which is more relevant in the writing domain rather than originality of ideas, limiting its effectiveness in capturing conceptual creativity. Furthermore, Section 5.2.2 highlights additional factors, such as the choice of the n-gram range (L uniqueness), which can significantly influence the CI scores and ultimately undermine the reliability of reflecting the linguistic creativity itself.

Perplexity (PPL). From the PPL results, we observe that in CREATIVE WRITING and PROBLEM-

DOMAIN	TRUTH LABEL	CI \uparrow	PPL	Syntactic Templates		LLM-as-a-Judge \uparrow
				CR-POS \downarrow	≥ 1 Template \downarrow	
CREATIVE WRITING	Human Expert	0.72 \pm 0.06	7.03 \pm 3.97	5.474	77.3% (0.007)	2.69 \pm 0.76
	LLM-Generated	0.53 \pm 0.06	7.36 \pm 4.03	6.028	96.7% (0.013)	2.02 \pm 0.55
PROBLEM SOLVING	Unconventional	0.76 \pm 0.08	13.98 \pm 4.65	6.158	38.7% (0.039)	3.02 \pm 0.87
	Conventional	0.75 \pm 0.09	14.11 \pm 4.85	6.152	31.9% (0.033)	2.60 \pm 1.03
RESEARCH IDEATION	Accepted	0.71 \pm 0.05	8.62 \pm 1.62	5.684	54.6% (0.004)	2.84 \pm 0.54
	Rejected	0.71 \pm 0.05	8.50 \pm 1.59	5.657	63.2% (0.004)	2.85 \pm 0.19

Table 2: **Metric performance across creative domains.** The metrics exhibit inconsistent performance across domains: CI primarily captures linguistic diversity rather than true creativity and is sensitive to the choice of L; PPL is influenced by a complex combination of factors but fails to capture conceptual creativity; Syntactic templates effectively identify sentence structures but fall short in recognizing idea-level creativity; and LLM-as-a-Judge demonstrates moderate performance, with limitations in stability and a tendency toward biased predictions.

SOLVING, LLM-generated plots and conventional solutions tend to exhibit higher PPL. In contrast, the rejected paper introductions from RESEARCH IDEATION show lower PPL. This misalignment suggests the inability of PPL to capture differences among creative and uncreative content.

Although some works suggest that PPL can serve as an indicator of surprise, diversity, or creativity (Basu et al., 2021), it is also commonly used as a standard for monitoring the quality of generated content—ensuring that outputs remain within a reasonable fluency range (Guo et al., 2024). However, PPL is heavily influenced by trade-offs between model confidence and fluency, which complicates its interpretation in practice. Based on our findings, we conclude that PPL is insufficient for reflecting creativity or conceptual novelty.

Syntactic templates. In PROBLEM-SOLVING and RESEARCH IDEATION, unconventional solutions and accepted papers tend to exhibit higher CR-POS scores and elevated template rates, including templates per token (TPT). In Section 5.2.3, we conduct a qualitative analysis of the templates used in CREATIVE WRITING, revealing that LLM-generated narratives often rely on repetitive and formulaic syntactic structures to introduce plot developments, in contrast to the more diverse constructions found in human-written content. While syntactic templates are designed to evaluate linguistic creativity beyond token-level lexical variation, our results indicate that this metric remains insufficient for capturing conceptual creativity—particularly in domains where novel ideas are often expressed using formulaic language.

LLM-as-a-Judge. Based on our carefully designed evaluation prompts in Section E, LLMs demonstrate moderate performance. We tested multiple LLMs and reported the results from the best-

performing model, claude 3.7 sonnet. However, a closer inspection reveals limitations in LLM-based evaluations, including the tendency toward one-sided predictions, the weak correlation with human perceptions, and instability under minor prompt variations. We report the details in Section 5.2.4.

5.2 Analysis and discussion

5.2.1 Creativity index: Idea originality \neq unique n-grams in the content

Crossley et al. (2016) explore the relationship between linguistic features and idea generation, operating under the assumption that "essays with greater originality would contain a greater number of unique n-grams," where originality is defined as "how different an individual's ideas are from others' ideas." However, our results, as reflected by CI in PROBLEM-SOLVING and RESEARCH IDEATION, show that texts containing original ideas do not necessarily exhibit a high frequency of unique n-grams. On the other hand, Merrill et al. (2024) assess the novelty of LLM-generated versus human-written text through n-gram comparisons, where "novelty" is defined as the presence of n-grams not found in a reference corpus. While this approach aligns with our findings in CREATIVE WRITING, where LLM-generated text contains fewer unique n-grams, it is important to note that the presence of unique n-grams primarily indicates lexical rarity or uncommon phrasing, rather than genuine novelty or creativity at the conceptual or ideational level.

5.2.2 Creativity index: What affects the credibility of the creativity index?

Data and corpora nature. Although CI appears to perform well in the CREATIVE WRITING, the dataset excludes well-known movie synopses from the human-written plots to avoid data leakage,

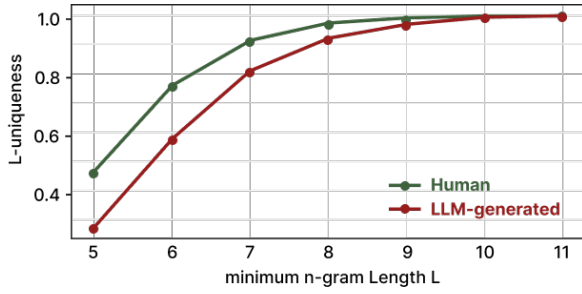


Figure 2: **L-uniqueness v.s. minimum n-gram length L.** Creativity index is sensitive to L.

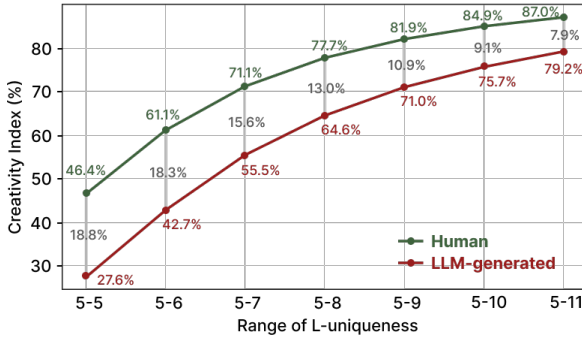


Figure 3: **CI value v.s. L-uniqueness Range.** As L-uniqueness increases, the CI difference decreases.

which likely results in higher CI scores for human-written content. By design, CI quantifies creativity through n-gram comparisons between generated content and a reference corpus. Given that our less creative, human-annotated samples in CREATIVE WRITING were generated by LLMs, it is possible that the models were trained on corpora similar to the one used for comparison.

Range of L-uniqueness. In the original study, the choice of L (the range of n-gram lengths) used for CI computation is condition-specific. As shown in Figure 2, CI is particularly sensitive to the choice of L. When the range is expanded from 5–7 to 5–11, the CI score differences between human-written plots and LLM-generated content become negligible as shown in Figure 3. This sensitivity limits CI’s generalizability across different domains and content types and raises concerns about potential bias in its ability to reflect true linguistic creativity.

5.2.3 Syntactic templates: differences in LLM-generated v.s. human-written content

While we would theoretically expect a gradual decrease in template rate as the n-gram size increases, we observe a sharp rise between the 7-gram and 8-gram (from 23.3% to 46.7%), as shown in Figure 4. This spike can be attributed to the methodology in

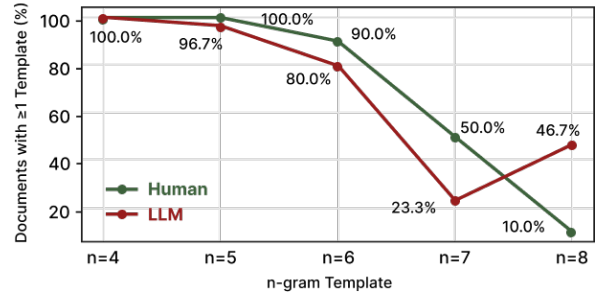


Figure 4: **Template rate by n-gram Template.** As the top 100 most common templates are selected, their actual occurrence rate varies with n.

Human						
Plot1:	takes	her	to	the	hospital .	Kathy gives
Plot2:	shields	her	from	the	fall .	AJ finds
Plot3:	shoots	her	in	the	leg .	Randy tries
Template:	VBZ	PRP	IN	DT	NN	. NNP VBZ
LLM						
Plot1:	's	life	takes	a	turn	when she meets
Plot2:	's	journey	takes	a	turn	when she meets
Plot3:	's	life	takes	a	turn	when he falls
Template:	POS NN	VBZ	DT NN	WRB	PRP	VBZ

Figure 5: **Example of the 8-gram template.** Examining the 8-gram template, LLM-generated plots tend to reuse certain sentences, whereas human-written plots display more varied word choices.

the original study, which restricts analysis to the top 100 most frequently occurring templates for computational efficiency. As a result, LLM-generated content may produce a set of atypical 8-gram templates that are underrepresented in shorter n-gram ranges (n = 4–7).

Figure 5 reveals a recurring pattern in LLM-generated plots. For example, the sentence "[noun]’s life/journey takes a turn when [noun] [verb]..." is frequently used to mark plot twists. In contrast, human-written texts demonstrate much greater syntactic variety within the same 8-gram constraints. When similar expressions appear in human-authored templates, they typically occur as part of shorter phrases embedded in more varied sentence structures, e.g., "The next day, [noun] [verb]..." The findings suggest that the syntactic template metric can effectively capture recurring structural patterns. In CREATIVE WRITING, our analysis highlights that LLMs may rely on specific structures to introduce narrative shifts, which potentially contributes to the perception of lower creativity in their storytelling.

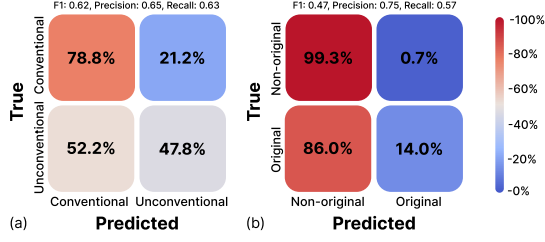


Figure 6: **LLM evaluation results.** (a) PROBLEM-SOLVING: LLMs tend to rate the solutions to be conventional; (b) CREATIVE WRITING: LLMs tend to rate the plots to be non-original.

5.2.4 LLM-as-a-judge’s limitation in reflecting human-perceived creativity

In Table 2, LLMs appear to demonstrate a moderate ability to distinguish the level of creativity in ideas across different domains. However, our initial experiments reveal that LLMs struggle to reliably assess whether a given piece of content exhibits conceptual creativity when prompted directly. Even with the use of carefully designed prompts as detailed in Section E, LLM-based evaluations still display several notable limitations.

Bias toward one-sided predictions. We observe that LLM’s predictions tend to favor one side of the answers. Specifically, although the overall accuracy in PROBLEM-SOLVING appears reasonable, Figure 6(a) shows that the model disproportionately classifies responses as “Unconventional.” Similarly, Figure 6(b) suggests that when applying a reasonable threshold of 4 out of 5 (according to the rubric) to distinguish original from non-original plots, our LLM judge tends to predict most content as non-original. Taken together with the F1 scores, accuracy, and confusion matrices, these results indicate that the model’s predictions are only marginally better than random guessing, highlighting a biased evaluation pattern that undermines reliability.

Weak correlation with human evaluators. In RESEARCH IDEATION, we examine the “contribution” aspect of scientific paper introductions. The Pearson correlation coefficient between human reviewers’ scores and LLM evaluation scores is only 0.159. Similar weak correlations are observed across other dimensions (e.g., presentation, soundness, and overall quality) and across different evaluation models. The highest observed correlation is still a weak association (0.234 for Contribution from GPT-4o), highlighting a significant mismatch between LLM judgments and human evaluators.

Instability under minor prompt variations.

When the prompt in PROBLEM-SOLVING is slightly twisted from “...is the solution conventional?” to “...unconventional?”, the model alters its overall preferences. Moreover, approximately 20% of the evaluations produced contradictory judgments for the same solution, depending solely on phrasing. This further illustrates the fragility and inconsistency of LLM-based evaluation in assessing creativity and originality.

5.2.5 Improving LLM-as-a-judge via chain-of-thought and rubric-based prompting

Chain-of-thought (CoT; Wei et al., 2022) assists LLMs in better adhering to evaluation instructions and consequently refining their final output scores. For example, in the third round of dialogue, the Claude agent revised (soundness, presentation, contribution, overall) evaluation scores from (3.5, 3, 3.5, 7) to (3, 3, 3, 6), with an explanation “...However, for a conference with only 30% acceptance rate, I must be stringent. The paper, while valuable, doesn’t appear to represent a breakthrough..., warranting a “Weak Accept” rating.” This demonstrates the model’s ability to self-correct and adjust its assessment based on the provided context and constraints.

Rubric-based prompting incorporates orthogonal dimensions into the evaluation, allowing LLMs to better isolate and focus on the assessment of originality. Additionally, a clear ranking criterion could help LLMs anchor more precise judgments, rather than assigning numerical scores arbitrarily. Our prompts are presented in Section E.

6 Conclusion

Our analyses highlight the significant inconsistencies across various creativity metrics, demonstrating that each metric captures different dimensions of creativity. The performance of these metrics, particularly perplexity and syntactic templates, is often task-specific and not generalizable across domains. Furthermore, metrics like the creativity index and LLM-as-a-judge have limitations in capturing deeper aspects of creativity, such as novelty and conceptual innovation. These findings underscore the necessity for developing more reliable and robust evaluation frameworks. Ultimately, advancing creativity assessment methods is essential for closing the gap between human and machine creative performance, guiding future research in this area.

Limitations

The main contributions of our work include: (1) systematically demonstrating the limitations of existing metrics in capturing conceptual creativity, and (2) highlighting inconsistencies across metrics and domains. While we recognize that developing more comprehensive and effective evaluation methods is a key direction for advancing creativity research, such methods are not directly proposed in this work.

Future research can build on our findings by collecting high-quality, orthogonal datasets in under-explored domains such as musical composition, humor, or product design. These datasets would complement our current benchmarks and support the development of generalizable, multi-domain, conceptually aware creativity judges that capture signals beyond surface-level patterns.

References

- Nader Akoury, Shufan Wang, Josh Whiting, Stephen Hood, Nanyun Peng, and Mohit Iyyer. 2020. STO-RIUM: A Dataset and Evaluation Platform for Machine-in-the-Loop Story Generation. In *Empirical Methods in Natural Language Processing*.
- Sourya Basu, Govardana Sachitanandam Ramachandran, Nitish Shirish Keskar, and Lav R. Varshney. 2021. Mirostat: A neural text decoding algorithm that directly controls perplexity. In *International Conference on Learning Representations*.
- R. E. Beaty and D. R. Johnson. 2021. Automating creativity assessment with SemDis: An open platform for computing semantic distance. *Behavior Research Methods*.
- Stephanie Cabral, Daniel Restrepo, Zahir Kanjee, Philip Wilson, Byron Crowe, Raja-Elie Abdunour, and Adam Rodman. 2024. Clinical reasoning of a generative artificial intelligence model compared with physicians. *JAMA Internal Medicine*, (5).
- James D. Carney. 1994. A historical theory of art criticism. *Journal of Aesthetic Education*, (1).
- Tuhin Chakrabarty, Philippe Laban, Divyansh Agarwal, Smaranda Muresan, and Chien-Sheng Wu. 2024. Art or artifice? large language models and the false promise of creativity. In *CHI Conference on Human Factors in Computing Systems*.
- Sijia Chen, Baochun Li, and Di Niu. 2024. Boosting of thoughts: Trial-and-error problem solving with large language models. In *International Conference on Learning Representations*.
- David H Cropley. 2006. The role of creativity as a driver of innovation. In *IEEE International Conference on Management of Innovation and Technology*.
- Scott A Crossley, Kasia Muldner, and Danielle S McNamara. 2016. Idea generation in student writing: Computational assessments and links to successful writing. *Written Communication*, (3).
- Shuangrui Ding, Zihan Liu, Xiaoyi Dong, Pan Zhang, Rui Qian, Conghui He, Dahua Lin, and Jiaqi Wang. 2024. Songcomposer: A large language model for lyric and melody composition in song generation. *arXiv preprint arXiv:2402.17645*.
- Paul Distefano, John Patterson, and Roger Beaty. 2024. Automatic scoring of metaphor creativity with large language models. *Creativity Research Journal*.
- Angela Fan, Mike Lewis, and Yann Dauphin. 2018. Hierarchical neural story generation. Melbourne, Australia. Association for Computational Linguistics.
- Daisy Fancourt, Claire Garnett, Neta Spiro, Robert West, and Daniel Müllensiefen. 2019. How do artistic creative activities regulate our emotions? validation of the emotion regulation strategies for artistic creative activities scale (ers-aca). *PLOS ONE*, (2).
- Gregory J Feist. 1998. A meta-analysis of personality in scientific and artistic creativity. *Personality and social psychology review*, 2(4):290–309.
- Emma Felton, Karen Vichie, and Eloise Moore. 2015. Widening participation creatively: creative arts education for social inclusion. *Higher Education Research & Development*, (3).
- Akshay Goel, Almog Gueta, Omry Gilon, Chang Liu, Sofia Erell, Lan Huong Nguyen, Xiaohong Hao, Bolous Jaber, Shashir Reddy, Rupesh Kartha, Jean Steiner, Itay Laish, and Amir Feder. 2023. Llm accelerate annotation for medical information extraction. In *Proceedings of the 3rd Machine Learning for Health Symposium*, Proceedings of Machine Learning Research. PMLR.
- Fabício Góes, Piotr Sawicki, Marek Grzes, Marco Volpe, and Jacob Watson. 2023. Pushing gpt’s creativity to its limits: Alternative uses and torrance tests. In *International Conference on Innovative Computing and Cloud Computing*.
- Carlos Gómez-Rodríguez and Paul Williams. 2023. A confederacy of models: a comprehensive evaluation of LLMs on creative writing. In *Findings of the Association for Computational Linguistics: EMNLP 2023*, Singapore. Association for Computational Linguistics.
- J. P. Guilford. 1967. *The nature of human intelligence*. McGraw-Hill.
- Yanzhu Guo, Guokan Shang, Michalis Vazirgiannis, and Chloé Clavel. 2024. The curious decline of linguistic diversity: Training language models on synthetic text.

- In *Findings of the Association for Computational Linguistics: NAACL 2024*. Association for Computational Linguistics.
- Erik E. Guzik, Christian Byrge, and Christian Gilde. 2023. The originality of machines: Ai takes the torrance test. *Journal of Creativity*, (3).
- Sakib Haque, Zachary Eberhart, Aakash Bansal, and Collin McMillan. 2022. Semantic similarity metrics for evaluating source code summarization. In *IEEE/ACM International Conference on Program Comprehension*.
- Isabel C. Hungerland. 1955. The concept of intention in art criticism. *The Journal of Philosophy*, (24).
- Mete Ismayilzada, Debjit Paul, Antoine Bosselut, and Lonneke van der Plas. 2024. Creativity in ai: Progresses and challenges. *arXiv preprint arXiv:2410.17218*.
- Ducel Jean-Berluche. 2024. Creative expression and mental health. *Journal of Creativity*, (2).
- F. Jelinek, R. L. Mercer, L. R. Bahl, and J. K. Baker. 1977. Perplexity—a measure of the difficulty of speech recognition tasks. *The Journal of the Acoustical Society of America*, (S1).
- Girija Kaimal, Hasan Ayaz, Joanna Herres, Rebekka Dieterich-Hartwell, Bindal Makwana, Donna H. Kaiser, and Jennifer A. Nasser. 2017. Functional near-infrared spectroscopy assessment of reward perception based on visual self-expression: Coloring, doodling, and free drawing. *The Arts in Psychotherapy*.
- H. Kim. 2015. Community and art: creative education fostering resilience through art. *Asia Pacific Education Review*.
- Jiwei Li, Michel Galley, Chris Brockett, Jianfeng Gao, and Bill Dolan. 2016. A diversity-promoting objective function for neural conversation models. In *Proceedings of the 2016 Conference of the North American Chapter of the Association for Computational Linguistics: Human Language Technologies*, San Diego, California. Association for Computational Linguistics.
- Zhenyu Li, Sunqi Fan, Yu Gu, Xiuxing Li, Zhichao Duan, Bowen Dong, Ning Liu, and Jianyong Wang. 2024. Flexkbqa: A flexible llm-powered framework for few-shot knowledge base question answering. In *Proceedings of the AAAI conference on artificial intelligence*, volume 38, pages 18608–18616.
- Ethan Lin, Zhiyuan Peng, and Yi Fang. 2024. Evaluating and enhancing large language models for novelty assessment in scholarly publications. *arXiv preprint arXiv:2409.16605*.
- J Liu, S Min, L Zettlemoyer, Y Choi, and H Hajishirzi. Infini-gram: Scaling unbounded n-gram language models to a trillion tokens, 2024a. URL <https://arxiv.org/abs/2401.17377>.
- Chris Lu, Cong Lu, Robert Tjarko Lange, Jakob Foerster, Jeff Clune, and David Ha. 2024a. The ai scientist: Towards fully automated open-ended scientific discovery. *arXiv preprint arXiv:2408.06292*.
- Li-Chun Lu, Shou-Jen Chen, Tsung-Min Pai, Chan-Hung Yu, Hung yi Lee, and Shao-Hua Sun. 2024b. LLM discussion: Enhancing the creativity of large language models via discussion framework and role-play. In *First Conference on Language Modeling*.
- Ximing Lu, Melanie Sclar, Skyler Hallinan, Niloofar Miresghallah, Jiacheng Liu, Seungju Han, Allyson Ettinger, Liwei Jiang, Khyathi Chandu, Nouha Dziri, and 1 others. 2024c. Ai as humanity’s salieri: Quantifying linguistic creativity of language models via systematic attribution of machine text against web text. *arXiv preprint arXiv:2410.04265*.
- S. A. Luchini, N. T. Maliakkal, P. V. DiStefano, Jr. Laverghetta, A., J. D. Patterson, R. E. Beatty, and R. Reiter-Palmon. 2025a. Automated scoring of creative problem solving with large language models: A comparison of originality and quality ratings. *Psychology of Aesthetics, Creativity, and the Arts*.
- S. A. Luchini, I. M. Moosa, J. D. Patterson, D. Johnson, M. Baas, B. Barbot, I. Bashmakova, M. Benedek, Q. Chen, G. E. Corazza, B. Forthmann, B. Goecke, S. Said-Metwaly, M. Karwowski, Y. N. Kenett, I. Lebudu, T. Lubart, K. G. Miroshnik, F.-K. Obialo, and 1 others. 2025b. Automated assessment of creativity in multilingual narratives. *Psychology of Aesthetics, Creativity, and the Arts*.
- Sarnoff A. Mednick. 1962. The associative basis of the creative process. *Psychological Review*, (3).
- William Merrill, Noah A Smith, and Yanai Elazar. 2024. Evaluating *n*-gram novelty of language models using rusty-dawg. *arXiv preprint arXiv:2406.13069*.
- Piotr Mirowski, Kory W. Mathewson, Jaylen Pittman, and Richard Evans. 2023. Co-writing screenplays and theatre scripts with language models: Evaluation by industry professionals. In *CHI Conference on Human Factors in Computing Systems*.
- Timothy Nguyen. 2024. Understanding transformers via *n*-gram statistics. *Advances in neural information processing systems*, 37:98049–98082.
- Jay A. Olson, Johnny Nahas, Denis Chmoulevitch, and Margaret E. Webb. 2021. Naming unrelated words predicts creativity. *Proceedings of the National Academy of Sciences*, (25).
- Peter Organisciak, Selcuk Acar, Denis Dumas, and Kelly Berthiaume. 2023. Beyond semantic distance: Automated scoring of divergent thinking greatly improves with large language models. *Thinking Skills and Creativity*.
- Arjun Panickssery, Samuel Bowman, and Shi Feng. 2024. Llm evaluators recognize and favor their own generations. *Advances in Neural Information Processing Systems*, 37:68772–68802.

- Julian D. Parker, Janne Spijkervet, Katerina Kosta, Furkan Yesiler, Boris Kuznetsov, Ju-Chiang Wang, Matt Avent, Jitong Chen, and Duc Le. 2024. Stemgen: A music generation model that listens. In *ICASSP 2024 - 2024 IEEE International Conference on Acoustics, Speech and Signal Processing (ICASSP)*.
- Xiao Pu, Mingqi Gao, and Xiaojun Wan. 2023. Summarization is (almost) dead. *arXiv preprint arXiv:2309.09558*.
- Kai Ruan, Xuan Wang, Jixiang Hong, and Hao Sun. 2024. Liveideabench: Evaluating llms’ scientific creativity and idea generation with minimal context. *arXiv e-prints*, pages arXiv–2412.
- Piotr Sawicki, Marek Grzes, Fabricio Goes, Dan Brown, Max Peepkorn, and Aisha Khatun. 2023a. Bits of grass: Does gpt already know how to write like whitman? *arXiv preprint arXiv:2305.11064*.
- Piotr Sawicki, Marek Grze’s, Fabrício Góes, Daniel Brown, Max Peepkorn, Aisha Khatun, and Simona Paraskevopoulou. 2023b. On the power of special-purpose gpt models to create and evaluate new poetry in old styles. In *International Conference on Innovative Computing and Cloud Computing*.
- Chantal Shaib, Yanai Elazar, Junyi Jessy Li, and Byron C Wallace. 2024. Detection and measurement of syntactic templates in generated text. In *Proceedings of the 2024 Conference on Empirical Methods in Natural Language Processing*, Miami, Florida, USA. Association for Computational Linguistics.
- Lin Shi, Chiyu Ma, Wenhua Liang, Xingjian Diao, Weicheng Ma, and Soroush Vosoughi. 2024. Judging the judges: A systematic study of position bias in llm-as-a-judge. *arXiv preprint arXiv:2406.07791*.
- Dean Keith Simonton. 2004. Creativity in science: Chance, logic, genius, and zeitgeist.
- Yufei Tian, Tenghao Huang, Miri Liu, Derek Jiang, Alexander Spangher, Muhao Chen, Jonathan May, and Nanyun Peng. 2024a. Are large language models capable of generating human-level narratives? In *Proceedings of the 2024 Conference on Empirical Methods in Natural Language Processing*, Miami, Florida, USA. Association for Computational Linguistics.
- Yufei Tian, Abhilasha Ravichander, Lianhui Qin, Ronan Le Bras, Raja Marjeh, Nanyun Peng, Yejin Choi, Thomas Griffiths, and Faeze Brahman. 2024b. MacGyver: Are large language models creative problem solvers? Mexico City, Mexico. Association for Computational Linguistics.
- Ellis Paul Torrance. 1966. *Torrance tests of creative thinking: Norms-technical manual: Verbal tests, forms a and b: Figural tests, forms a and b*. Personal Press, Incorporated.
- Jason Wei, Xuezhi Wang, Dale Schuurmans, Maarten Bosma, brian ichter, Fei Xia, Ed H. Chi, Quoc V Le, and Denny Zhou. 2022. Chain of thought prompting elicits reasoning in large language models. In *Neural Information Processing Systems*.
- Jiayi Ye, Yanbo Wang, Yue Huang, Dongping Chen, Qihui Zhang, Nuno Moniz, Tian Gao, Werner Geyer, Chao Huang, Pin-Yu Chen, and 1 others. 2024. Justice or prejudice? quantifying biases in llm-as-a-judge. *arXiv preprint arXiv:2410.02736*.
- Junyi Ye, Jingyi Gu, Xinyun Zhao, Wenpeng Yin, and Guiling Wang. 2025. Assessing the creativity of llms in proposing novel solutions to mathematical problems. In *Proceedings of the AAAI Conference on Artificial Intelligence*, volume 39, pages 25687–25696.
- Ruibin Yuan, Hanfeng Lin, Yi Wang, Zeyue Tian, Shangda Wu, Tianhao Shen, Ge Zhang, Yuhang Wu, Cong Liu, Ziya Zhou, and 1 others. 2024. Chatmusician: Understanding and generating music intrinsically with llm. *arXiv preprint arXiv:2402.16153*.
- Wei Zhao, Maxime Peyrard, Fei Liu, Yang Gao, Christian M Meyer, and Steffen Eger. 2019. Moverscore: Text generation evaluating with contextualized embeddings and earth mover distance. *arXiv preprint arXiv:1909.02622*.
- Y. Zhao and C. Zhang. 2025. A review on the novelty measurements of academic papers. *Scientometrics*.

Appendix

A Data curation for scientific ideation

We collect the paper from ICLR 2024 using the [OpenReview](#) and [arXiv](#) APIs, and design a multi-step filtering process to reduce the impact of confounding factors when analyzing accepted and rejected papers.

Alongside the accept or reject status, we collected the presentation, soundness, contribution, and overall scores for each paper. Scientific contribution is commonly used to represent creativity in the context of research ideation ([Zhao and Zhang, 2025](#)). To keep the focus on the research framing and ideation components, we filter for the Introduction section of papers, select papers based on the average of their overall review scores, and utilize soundness and presentation scores as control variables to reduce the influence of other factors.

ICLR 2024 received 7262 submissions, with 2185 accepted. We select the top and bottom 50% of papers based on their average review scores, and then take the minimum number of papers between the two classes, resulting in 1093 accepted and 1093 rejected papers.

To further control for confounding review dimensions, we group papers by matching soundness and presentation scores. Each paper’s average score in these two dimensions is binned into four ranges (e.g., 2.0-2.4, 2.5-2.9, 3.0-3.4, 3.5-3.9), and papers are assigned to a group based on their bin combination. Within each group, we keep the contribution score as the varying factor and sampled equal numbers of accepted and rejected papers based on the smaller class size. This results in 16 balanced groups with 513 accepted and 513 rejected papers ($N = 1026$). This helps ensure that differences in contribution scores are not confounded by differences in other review criteria, allowing our dataset to focus on contribution, i.e., scientific creativity, in research ideation while reducing the influence of other review criteria.

B Label verification for creative writing

In the dataset from prior work ([Tian et al., 2024a](#)), turning points (markers of a story’s pacing) were shown to have highly significant differences at tp_4 (mean_diff = -3.59 , $p = 8.7 \times 10^{-8}$) and tp_5 (mean_diff = -4.19 , $p = 5.4 \times 10^{-8}$), indicating that LLM narratives reach these late-stage beats much earlier than human ones. Similarly, the distribution of story arcs (general plotlines such as “Man in Hole” or “Rags to Riches”) differs dramatically ($p = 1.9 \times 10^{-11}$). To further support our assumption, we have run some additional pairwise human annotations.

We take a random sample of 100 pairs of LLM and human narratives in our creative writing dataset, then recruit 18 well-trained independent annotators, with each pair annotated by at least two annotators. Annotators are shown two narratives, A and B, and then indicate which narrative they felt is more creative. We take the majority vote when annotators disagree. This allows us to compute how often a given LLM narrative will outperform its associated human narrative in creativity. Our analysis of the pairwise distribution reveals the following:

- 88% of the time (88/100 pairs), annotators choose a human narrative over an LLM one
- 12% of the time (12/100 pairs), annotators choose an LLM narrative over a human one
- The 95% confidence interval of LLM narratives being preferred over human narratives is [6.8%, 17.2%]

These findings show that only a small fraction of LLM narratives outperform their human counterparts, confirming that our coarse binary labels still capture the predominant trend.

C Human annotation instructions

We present samples from each domain along with corresponding instructions for the human annotation tasks, as shown below.

CREATIVE WRITING: *Below are some movie plots. Select the one that is more creative. By defining creative, consider: How predictable is the plot? How original are the events and developments?*

PROBLEM-SOLVING: "Below are some problem-solving question-answer pairs. Select the pair that is more unconventional."

RESEARCH IDEATION: "Below are some paper introductions. Select the one with higher contribution, bringing more new scientific breakthroughs and innovation to the research community."

D Metrics yield misaligned performance across the same concept

We evaluate the metrics on three different versions of the same movie plots, which we curated to assess how well each metric handles variations in expression while preserving the underlying concept.

As shown in Table 3, all four metrics exhibit inconsistencies when evaluating semantically equivalent content. This finding further demonstrates that existing methods are not robust to distributional shifts in expression, highlighting their limitations in evaluating conceptual creativity across diverse surface forms.

SOURCE	Exact CI↑		PPL		Syntactic Templates↓		LLM-as-a-Judge↑	
	Mean	std.	Mean	std.	CR-POS↓	≥1 Template (%)↓	Mean	std.
Wikipedia	0.72	0.05	10.09	3.33	5.085	70.0 (0.013)	2.85	0.79
Spoiler	0.66	0.04	10.87	3.34	5.437	85.0 (0.012)	2.85	0.85
Pooper	0.65	0.08	9.56	2.00	4.808	5.00 (0.018)	2.65	0.85

Table 3: Metrics performance across three sources of movie plots.

E LLM evaluation prompts

The prompts we used for LLM-as-a-judge for each task are shown below.

Domain - CREATIVE WRITING

f'''Given a movie plot: "{entry['Content']}" Analyze the plot in terms of the following four aspects: Background Setup, Logic, Development, and Originality. For each aspect, consider the following questions: Background Setup: How common or unique is the background setting? Logic: Is the timeline clear and are the cause-and-effect relationships logical? Development: Are the twists well-developed? Is the buildup to the climax sufficient and engaging? Originality: How predictable is the plot? How original are the events and developments? For each aspect, discuss the strengths and weaknesses of the plot. Provide a thoughtful and critical analysis.'''

'''Given the movie plot and your analyzation across four aspects, which The criteria for each aspect are as follows:

A. Background Setup 1. Very common or clichéd background, lacks uniqueness. 2. Somewhat common, but with a few unique elements. 3. Generally unique, with some familiar elements. 4. Mostly unique background and setup. 5. Exceptionally unique background setup.

B. Logic 1: Poor logic, many inconsistencies or plot holes. 2: Somewhat confusing or unrealistic transitions. 3: Generally coherent with minor issues. 4: Mostly logical and well-structured. 5: Strong internal logic and smooth cause-effect flow.

C. Development 1: Underdeveloped or abrupt changes. 2: Weak buildup, limited depth. 3: Average development, a few effective moments. 4: Good buildup with engaging twists. 5: Excellent pacing, buildup, and well-executed climax.

D. Originality 1: The plot is highly predictable or derivative. 2: Mostly familiar with few surprises. 3: Balanced mix of familiar and fresh ideas. 4: Refreshingly different with clever elements 5: Exceptionally creative and surprising or inspiring throughout.

Ensure that each aspect is orthogonal to the others—for example, the uniqueness of background setup should not affect the evaluation of plot originality and development. You are a rigorous reviewer. Provide the scores in the following format: [[Background Setup: X]], [[Logic: X]],

[[Development: X]], [[Originality: X]].”

Domain - PROBLEM-SOLVING

f”Given the problem: “{entry[’Problem’]}” and the solution: “{entry[’Content’]}”, analyze the following three aspects, taking into account the corresponding dimensions: 1. Problem Difficulty: Is the problem conceptually complex, or does it involve multiple steps or layers of reasoning? Are there hidden constraints or non-obvious elements that make the problem harder? 2. Unconventionality of the Solution: Does the solution follow a standard method, or does it use a surprising or creative strategy? Would this solution surprise someone familiar with typical methods for this problem? Are the tools, concepts, or constraints used in unexpected ways — beyond their typical or intended function? 3. Efficiency of the Solution: Does it reach the goal using the fewest steps or resources possible? Could the solution be improved or simplified without losing correctness? Carefully summarize and provide a thorough assessment of each aspect.”,

f”Given the problem, solution, and your analyzation across three aspects, provide a score for each aspect accordingly, which The criteria for each aspect are as follows: A. Problem Difficulty 1: Very Easy (trivial or commonly seen problems; requires little reasoning) 2: Easy (straightforward with minimal abstraction or complexity) 3: Moderate (requires some thought or mild creativity; manageable) 4: Challenging (requires significant thought, creative insight, or multiple reasoning steps) 5: Very Challenging (highly complex or abstract; involves deep insight or several layers of reasoning)

B. Unconventionality 1: Very Conventional (the most expected approach; standard method anyone would think of first) 2: Conventional (follows a known method that is not surprising, but slightly less obvious) 3: Moderately Unconventional (mix of familiar and unexpected methods or framings) 4: Unconventional (surprising to an expert; includes a creative or less typical approach) 5: Highly Unconventional (reframes the problem or uses tools and constraints in a deeply creative, unexpected way)

C. Efficiency 1: Very Inefficient (excessive or redundant steps; far from optimal) 2: Inefficient (works, but could clearly be improved with fewer steps or resources) 3: Moderately Efficient (reasonable efficiency; could still be optimized) 4: Efficient (solid balance of steps and resources; minimal waste) 5: Very Efficient (achieves the goal in the fewest possible steps or resources with no clear room for improvement)

Ensure that each aspect is orthogonal to the others—for example, Unconventionality should not be affected by the Efficiency or the Problem Difficulty. Strictly follow the criteria and provide the scores in the following format: [[Problem Difficulty: X]], [[Unconventionality: X]], [[Efficiency: X]].”

Domain - RESEARCH IDEATION

f” You are a reviewer for a top conference, the acceptance rate for this conference is only around 20-30%. Given the introduction of the paper: “{entry[’Content’]}”, carefully summarize and provide a thorough assessment of the strengths and weaknesses of the paper, touching on each of the following dimensions: 1. Originality: Are the tasks or methods new? Is the work a novel combination of well-known techniques? Is it clear how this work differs from previous contributions? 2. Quality: Is the submission technically sound? Are claims well supported (e.g., by theoretical analysis or experimental results)? Are the methods used appropriate? Is this a complete piece of work or work in progress? Are the authors careful and honest about evaluating both the strengths and weaknesses of their work? 3. Clarity: Is the submission clearly written? Is it well organized? Does it adequately inform the reader? 4. Significance: Are the results important? Are others (researchers or practitioners) likely to use the ideas or build on them? Does the submission address a difficult task in a better way than previous work? Does it advance the state of the art

in a demonstrable way? Does it provide unique data, unique conclusions about existing data, or a unique theoretical or experimental approach? 5. Limitations: Have the authors adequately addressed the limitations and potential negative societal impact of their work? If not, please include constructive suggestions for improvement.”,

”Given the introduction of the paper and the strengths and weaknesses you summarized, analyze the four aspects of the paper repectively: Soundness, Presentation, Contribution, and Overall Assessment. The criteria for each aspect are as follows:

A. Soundness: the soundness of the technical claims, experimental and research methodology and on whether the central claims of the paper are adequately supported with evidence. 4 excellent; 3.5; 3 good; 2.5; 2 fair; 1.5; 1 poor.

B.Presentation: the quality of the presentation. This should take into account the writing style and clarity, as well as contextualization relative to prior work. 4 excellent; 3 good; 2 fair; 1 poor.

C. Contribution: the quality of the overall contribution this paper makes to the research area being studied. Are the questions being asked important? Does the paper bring a significant originality of ideas and/or execution? Are the results valuable to share with the broader research community. 4 excellent; 3 good; 2 fair; 1 poor.

D. Overall: 10: Award quality: Technically flawless paper with groundbreaking impact on one or more areas, with exceptionally strong evaluation, reproducibility, and resources, and no unaddressed ethical considerations. 9: Very Strong Accept: Technically flawless paper with groundbreaking impact on at least one area and excellent impact on multiple areas, with flawless evaluation, resources, and reproducibility, and no unaddressed ethical considerations. 8: Strong Accept: Technically strong paper with, with novel ideas, excellent impact on at least one area or high-to-excellent impact on multiple areas, with excellent evaluation, resources, and reproducibility, and no unaddressed ethical considerations. 7: Accept: Technically solid paper, with high impact on at least one sub-area or moderate-to-high impact on more than one area, with good-to-excellent evaluation, resources, reproducibility, and no unaddressed ethical considerations. 6: Weak Accept: Technically solid, moderate-to-high impact paper, with no major concerns with respect to evaluation, resources, reproducibility, ethical considerations. 5: Borderline accept: Technically solid paper where reasons to accept outweigh reasons to reject, e.g., limited evaluation. Please use sparingly. 4: Borderline reject: Technically solid paper where reasons to reject, e.g., limited evaluation, outweigh reasons to accept, e.g., good evaluation. Please use sparingly. 3: Reject: For instance, a paper with technical flaws, weak evaluation, inadequate reproducibility and incompletely addressed ethical considerations. 2: Strong Reject: For instance, a paper with major technical flaws, and/or poor evaluation, limited impact, poor reproducibility and mostly unaddressed ethical considerations. 1: Very Strong Reject: For instance, a paper with trivial results or unaddressed ethical considerations.”,

”Given the introduction of the paper, the strengths and weaknesses you summarized, and your analysis of the four aspects, provide a score for each aspect accordingly. Ensure that each aspect is orthogonal to the others—for example, Presentation should not affect the evaluation of Soundness or Contribution. You are a rigorous reviewer, and the conference has an acceptance rate of no more than 30%. Provide the scores in the following format: [[Soundness_llm: X]], [[Presentation_llm: X]], [[Contribution_llm: X]], [[Overall_llm: X]].”