

# Understanding and Mitigating Errors of LLM-Generated RTL Code

Jiazheng Zhang, Cheng Liu, *Senior Member, IEEE*, and Huawei Li, *Senior Member, IEEE*

**Abstract**—Despite the promising potential of large language model (LLM) based register-transfer-level (RTL) code generation, the overall success rate remains unsatisfactory. Errors arise from various factors, with limited understanding of specific failure causes hindering improvement. To address this, we conduct a comprehensive error analysis and manual categorization. Our findings reveal that most errors stem not from LLM reasoning limitations, but from insufficient RTL programming knowledge, poor understanding of circuit concepts, ambiguous design descriptions, or misinterpretation of complex multimodal inputs. Leveraging in-context learning, we propose targeted error correction techniques. Specifically, we construct a domain-specific knowledge base and employ retrieval-augmented generation (RAG) to supply necessary RTL knowledge. To mitigate ambiguity errors, we introduce design description rules and implement a rule-checking mechanism. For multimodal misinterpretation, we integrate external tools to convert inputs into LLM-compatible meta-formats. For remaining errors, we adopt an iterative debugging loop (simulation-error localization-correction). Integrating these techniques into an LLM-based framework significantly improves performance. We incorporate these error correction techniques into a foundational LLM-based RTL code generation framework, resulting in significantly improved performance. Experimental results show that our enhanced framework achieves 91.0% accuracy on the VerilogEval benchmark, surpassing the baseline code generation approach by 32.7%, demonstrating the effectiveness of our methods.

**Index Terms**—Large Language model, RTL code generation, RTL error correction

## I. INTRODUCTION

RECENT advances in Large Language Models (LLMs) [1] have significantly reshaped the landscape of automated code generation. Specialized code generation models such as Codex [2], CodeGen [3] and foundational LLMs such as GPT [4] and DeepSeek [5] have demonstrated impressive capabilities in producing syntactically correct and functionally meaningful code across a wide range of programming languages and tasks. However, while LLMs achieve high success rates for mainstream programming languages like Python, their performance on hardware description languages (HDLs) [6] such as Verilog remains noticeably lower. This discrepancy is largely due to the scarcity of high-quality Verilog code in the pretraining corpora, as well as the inherent domain-specific complexity of RTL designs in general.

Nevertheless, errors in LLM-generated Verilog code arise from a variety of sources. Some stem from a lack of fa-

miliarity with Verilog-specific syntax and semantics [7]. For example, the distinction between blocking and non-blocking assignments is critical in Verilog but largely absent in general-purpose programming languages. Other errors are rooted in the model’s limited understanding of circuit-level concepts. Concepts such as bit manipulation or sequential logic often require domain-specific expertise that LLMs, trained primarily on software code, may lack. For instance, operations based on bit series or timing-sensitive constructs can be difficult for LLMs to interpret and generate correctly. Given the diversity and complexity of these errors, a one-size-fits-all solution is unlikely to be effective. Therefore, a deeper understanding of the types and causes of these errors is essential for systematically improving the quality of LLM-based RTL code generation.

Recent research has taken important steps toward addressing these RTL code generation challenges. Approaches such as VeriGen [8], VerilogEval [9], RTLCoder [10], Betterv [11] and DeepRTL [12] improve LLM performance by fine-tuning on larger domain-specific Verilog datasets. Other methods, including RTLFixer [13] and HDLDebugger [14], adopt retrieval-augmented generation (RAG) strategies, incorporating external knowledge bases or repair examples to compensate for the models’ limitations in hardware design and debugging. Recognizing the difficulty of resolving errors in a single step, recent systems such as AutoChip [15], MEIC [16], and VeriAssistant [17] employ iterative and multi-agent techniques to facilitate multi-round refinement and repair of LLM-generated Verilog code. Despite the varied methodologies, these approaches consistently demonstrate improved RTL code quality, suggesting that different techniques such as fine-tuning [18] can effectively address similar errors. However, these advancements often lack a systematic analysis of the root causes of the errors, raising the question of whether such errors are truly resolved or merely happen to be corrected by chance. This gap hinders further improvement in LLM-based RTL code generation.

In this work, we present a comprehensive analysis of errors in LLM-generated RTL code, categorizing them manually according to their underlying causes. Our findings indicate that the majority of errors do not stem from the reasoning limitations of LLMs, but rather from a lack of RTL programming knowledge, inadequate understanding of circuit design principles, ambiguous design specifications, or misinterpretation of complex multimodal inputs. Guided by these insights, we leverage the in-context learning capabilities of foundation models and introduce a set of targeted error correction techniques. Specifically, we construct a domain-specific knowledge base and apply retrieval-augmented gen-

The authors are with the State Key Laboratory of Processors, Institute of Computing Technology, Chinese Academy of Sciences, Beijing 100190, China, and also with the Department of Computer Science and Technology, University of Chinese Academy of Sciences, Beijing 100190, China (e-mail: zhangjiazheng24@mails.ucas.ac.cn, liucheng@ict.ac.cn).

eration (RAG) to provide LLMs with the specialized RTL programming and circuit design knowledge required for precise interpretation of design specification and accurate RTL code generation. To address issues arising from ambiguous design descriptions, we define a set of specification rules and implement a rule-checking mechanism to ensure clarity and completeness. For errors caused by misinterpretation of multimodal data, we integrate external tools to convert such inputs into meta-formats better suited for LLM processing. Additionally, to handle residual errors such as those resulting from incomplete contextual understanding in case of longer context, we adopt a classic iterative debugging loop consisting of simulation, error localization, and correction. We integrate all these techniques into a foundational LLM-based RTL code generation framework, achieving substantial improvements in both code correctness and overall generation quality.

Our contributions are summarized as follows:

- We conduct an in-depth manual analysis of errors in LLM-generated RTL code and categorize them based on their root causes, revealing that most errors originate from insufficient domain knowledge rather than reasoning limitations of the models.
- Based on the identified causes of errors, we propose a suite of correction techniques, including a domain-specific knowledge base with RAG, a rule-based mechanism for description refinement, multimodal input conversion tools, and an iterative simulation-based debugging loop.
- We integrate the error correction mechanisms into a representative LLM-based RTL code generation framework, achieving 91.0% accuracy on the VerilogEval Benchmark — surpassing a series of RTL generation framework.
- We have open-sourced the erroneous RTL samples generated by GPT and other LLMs, along with their labeled results, analysis reports, and corresponding error-correction code on GitHub<sup>1</sup>. We hope our work can contribute to advancing LLM-assisted hardware design.

## II. RELATED WORK

### A. LLMs for RTL Code Generation

With the rise of LLMs in the programming field, an increasing number of researchers are considering using LLMs for the automated generation of RTL designs from natural language descriptions. DAVE [19] emerged as an early study that fine-tuned GPT-2 [20] to automatically convert English specifications into Verilog code. Along this line, VeriGen [8] demonstrates that a fine-tuned open-source LLM (CodeGen-16B [3]) can outperform GPT-3.5 Turbo [21] in generating functionally correct Verilog code, highlighting the potential of specialized smaller models for hardware design automation. Subsequently, OriGen [22] enhances RTL dataset quality via code-to-code improvement, while AutoVCoder [23] utilizes data augmentation, two-phase fine-tuning, and domain-specific

RAG. BetterV [11] fine-tunes LLMs on domain-specific data with generative discriminators for functionally correct code. DeepRTL [12] proposes a unified CodeT5+-based model, fine-tuned on Verilog code aligned with multi-level natural language descriptions. Following this, methods like Aivril [24], PromptV [25], and VerilogCoder [26] attempt to implement RTL generation using multi-agent approach. VRank [27] and MAGE [28] also employ multi-candidate sampling method to assist high-quality RTL generation. PREFACE [29] introduces a reinforcement learning based framework that enhances LLMs in generating formally verifiable code by iteratively refining prompts based on verification feedback.

### B. LLMs for RTL Code Debugging

Despite the promising RTL code generation capabilities of LLMs, the success rate of the LLM-based RTL code generation remains unsatisfactory. An intuitive approach is to repeat the code generation procedures multiple times and select the best for the code generation, but this approach generally poses limited improvement and there is no guarantee for better results due to the uncertainty of LLM-based generation. Hence, debugging becomes a critical procedure to the LLM-based RTL code generation, and tremendous efforts have been devoted to fix the bugs and enhance the generated results continuously. For example, RTLFixer [13] combines the ReAct framework and RAG technology to fix compilation errors using a knowledge base of expert insights. HDLDebugger [14] enhances LLM error correction by integrating RAG with fine-tuning and a code sample library. AutoChip [15] employs a multi-round iterative approach guided by compilation and simulation feedback, while MEIC [16] employs a multi-agent framework with iterative refinement to correct both syntactic and functional errors in Verilog code. VeriAssistant [17] implements Verilog code repair through iterative LLM self-verification and self-correction. VeriDebug [30] introduces a contrastive representation and guided correction approach for automated Verilog debugging.

Prior studies have demonstrated the significant potential of using LLMs for RTL code generation and debugging. However, LLMs remain susceptible to introducing errors during RTL generation, and the underlying reasons of these errors remain insufficiently understood. Moreover, there is a lack of systematic characterization of the causes and manifestations of errors introduced during RTL generation with foundational LLMs. Such characterization is crucial for identifying major challenges and guiding future research on LLM-based RTL code generation. In the next section, we will explore an important question: *Why do LLMs produce errors in RTL generation?*

## III. ERROR ANALYSIS OF LLM-GENERATED RTL CODE

To understand the RTL code generation capabilities of foundational LLMs, we analyze the errors in the RTL code produced by these models and investigate their root causes. In our study, we use GPT models as representative LLMs and adopt VerilogEval as the benchmark suite for generating RTL code from natural language specifications. A standard RTL

<sup>1</sup><https://github.com/zjz1222/RTLErrorAnalysis>

**System Prompt:**

You only complete chats with syntax correct Verilog code. End the Verilog module code completion with 'endmodule'. Do not include module, input and output definitions.

**User Prompt:**

Implement the Verilog module based on the following description. Implement a 4-bit adder with full adders. The output sum should include the overflow bit.

```
module TopModule (
  input [3:0] x,
  input [3:0] y,
  output [4:0] sum
);
```

Fig. 1: The basic prompt used for RTL code generation.

code generation prompt is shown in Fig. 1. The generated RTL code is verified and simulated using Icarus Verilog. Considering that models with different parameter scales and types vary in their ability to generate RTL code, to ensure the completeness of the analysis, we conducted experiments with the Qwen-Coder-32B-Instruction model which has a small scale and was additionally pre-trained on code, the general-purpose GPT-3.5 Turbo model of ordinary size, and the more capable GPT-4 Turbo model. And we respectively collected 83, 89, and 65 faulty programming samples. We manually examine the failed cases and classify them into two primary categories as listed below.

- **Type I: Insufficient Knowledge of Specialized RTL Programming (IKSP):** In these cases, the LLM correctly interprets the design specification but fails due to a lack of specialized knowledge in RTL programming. If the same specification were used to generate code in a more widely used language like Python, the generation would likely succeed.
- **Type II: Misinterpretation of Design Specifications (MDS):** Here, the LLM fails to correctly interpret the design intent, which may stem from either insufficient understanding of circuit design concepts or general miscomprehension of the specifications. This type of error would likely persist even if a high-level language like Python were used.

For different categories of LLMs, we conducted a detailed statistical analysis of the distribution of the two aforementioned error types, as shown in Fig 2. The results indicate that the majority of design errors (over 70%) stem from misinterpretations of design specifications, and this proportion increases with the model’s programming capability. In contrast, errors related to RTL-specific programming account for only a minor portion. A detailed analysis of both error categories is provided in the following subsections.

#### A. Insufficient Knowledge of Specialized RTL Programming

Although Verilog shares similarities with C-like languages, it incorporates specialized syntax and is deeply intertwined with circuit design concepts, making it substantially different from conventional high-level languages such as Python or C/C++. For example, Verilog enforces distinct assignment semantics for different contexts: blocking assignments and

non-blocking assignments are used for combinational and sequential logic, respectively. Foundational LLMs often struggle with such distinctions due to the limited availability of Verilog-specific data in their training corpora. As a result, many RTL coding errors stem from insufficient understanding of RTL programming. According to our experiments on VerilogEval, we identified a total of 41 failed cases, which can be roughly categorized into four major groups, as shown in Table I.

**Wire in Always Block:** The LLM often fails to correctly interpret RTL variable usage specifications, leading to incorrect assignments to variables declared as wire types within always blocks, as shown in Table I. This type of error is more likely to occur in smaller-scale models such as Qwen-Coder-32B-Instruction. However, for larger-scale models like GPT-4 Turbo, as the training corpus and model parameters increase, the frequency of such errors decreases significantly.

**Numerical Processing Logic Error:** In some design contexts, LLMs are prone to errors in numerical processing logic. For instance, as illustrated in the Table I. When implementing the function of counting the number of 1’s in the vector in[1:0], the LLM incorrectly equates in[1:0] with in[1] + in[0].

**Vector Bit Selection Error:** In some design scenarios, LLMs are prone to boundary violations when selecting bits from vectors.

**Inversion of Vector Slice Selection:** Likewise, in some RTL design contexts, LLMs occasionally perform vector slicing in a direction inconsistent with the original vector definition, leading to compilation failures.

**Incomplete RTL Code:** The LLM correctly interprets the design specifications, but generates only a portion of the required code. It often omits the remaining code inappropriately, particularly when the expected output is lengthy and repetitive. As shown in Table I, the model uses a comment to substitute the remaining branching cases in a typical switch block, instead of generating all 256 possible branches.

**Variable Redefinition:** LLM-generated RTL code often exhibits redefinitions of variables, particularly when the same variables serve as both registers and output signals. This type of error occurs relatively frequently in GPT-3.5 Turbo.

**Using Undefined Variables:** In some RTL designs, LLMs may improperly reference undeclared variables during RTL generation. As shown in Table I, when implementing the mux\_in[0] signal, the LLM incorrectly uses undefined variables 'a' and 'b', resulting in compilation errors.

**Incorrect Use of Generate Statement:** In some cases, LLMs may confuse 'generate for' constructs with regular 'for' statements. The case in Table I shows erroneous usage where the LLM attempted to iteratively update individual bits of register 'q' through generate statements, violating synthesis rules and leading to malfunction.

**Mixing Blocking and Non-blocking Assignments:** In certain always blocks, LLMs exhibit a tendency to mix blocking and non-blocking assignments, resulting in functional errors.

Based on the statistics above, we can observe that Qwen-Code-32B-Instruction tends to make errors in numerical and vector processing logic, GPT-4 Turbo often generates incomplete code or misuses advanced RTL syntax like Generate, while GPT-3.5 Turbo produces a wider variety of errors.

TABLE I: Analysis of errors induced by insufficient knowledge of specialized RTL programming

Error Category	Error Examples	Golden Generation	QwenCoder Samples	GPT-3.5 Samples	GPT-4 Samples
Wire in Always Block	<pre>output out; always @(*) begin ...   case (state) ...     B: out = 1;   end</pre>	<pre>output out; assign out = (state == B);</pre>	9	8	1
Numerical Processing Logic Error	<pre>// Count the number of 1s in the first two bits assign count1 = in[1:0]; // Count the number of 1s in the last bit ... assign count2 = count1 + in[2]; assign out = count2;</pre>	<pre>assign out = in[0]+in[1]+in[2];</pre>	2	1	0
Vector Bit Selection Error	<pre>module TopModule (input clk, ... output [3:1] g );   assign g[1] = (state == B);   assign g[0] = 1'b0;</pre>	<pre>module TopModule (input clk, ... output [3:1] g );   assign g[1] = (state == B);</pre>	1	3	0
Inversion of Vector Slice Selection	<pre>module TopModule ( input [99:0] in, ... output [99:1] out_any, );   assign out_any = in[99:1]   in[0:98];</pre>	<pre>module TopModule ( input [99:0] in, ... output [99:1] out_any, );   assign out_any = in[99:1]   in;</pre>	1	1	0
Incomplete RTL Code	<pre>assign out = (sel == 0) ? in[0]:               (sel == 1) ? in[1]: //Continue this pattern for all 256 inputs               in[255];</pre>	<pre>assign out = in[sel];</pre>	0	4	3
Variable Redefinition	<pre>module TopModule(input clk, ..., output reg [7:0] q);   reg [7:0] q;</pre>	<pre>module TopModule(input clk, ..., output reg [7:0] q);</pre>	0	4	0
Using Undefined Variables	<pre>module TopModule (input c, d, output [3:0] mux_in );   wire w1, w2 ...;   assign mux_in[0] = a &amp; b ? w1 : w2; //The variables a and b are undefined.</pre>	<pre>module TopModule (input c, d, output [3:0] mux_in );   assign mux_in[0] = c   d;</pre>	0	1	1
Incorrect Use of Generate Statement	<pre>module TopModule(input clk, ..., output reg [511:0] q); always @(posedge clk) begin ...   genvar i;   generate     for (i = 1; i &lt; 511; i = i + 1)       begin: gen_rule90         always @(posedge clk)           q[i] &lt;= q[i-1] ^ q[i+1];         end       endgenerate ... end</pre>	<pre>module TopModule(input clk, ..., output reg [511:0] q); always @(posedge clk) begin   integer i;   for (i = 1; i &lt; 511; i = i + 1)     begin       q[i] &lt;= (q[i-1] ^ q[i+1]);     end end</pre>	0	1	1
Mixing Blocking and Non-blocking Assignments	<pre>always @(posedge clk) begin ...   q[0] = (q[1] ^ 0);   for (i = 1; i &lt; 511; i = i + 1)     q[i] &lt;= (q[i-1] ^ q[i+1]); end</pre>	<pre>always @(posedge clk) begin ...   q[0] &lt;= (q[1] ^ 0);   for (i = 1; i &lt; 511; i = i + 1)     q[i] &lt;= (q[i-1] ^ q[i+1]); end</pre>	0	1	0

This indicates that both specialized training on code data for smaller models and simply scaling up model parameters and training data can help reduce errors caused by insufficient RTL programming knowledge in LLMs.

### B. Misinterpretation of Design Specifications

Beyond the errors resulting from insufficient knowledge of specialized RTL programming, the majority of issues arise from misinterpretation of design specifications. These misinterpretations can be categorized into four main types. Detailed error categories will be illustrated in the rest of the subsections.

1) *Insufficient Understanding of Circuit Concepts (IUCC):* In this case, the LLM fails to correctly interpret the specification due to the absence of key circuit design concepts in the description, leading to incorrect code generation. Furthermore, the lack of circuit-related concepts can be categorized into four main causes: inadequate grasp of timing principles, insufficient

understanding of specific design, limitations in numerical and vector processing capabilities, and deficiencies in state machine design for complex scenarios. These gaps collectively lead to constrained comprehension of design specifications.

**Inadequate Understanding of Timing Related Concepts (TRC):** In this scenario, the LLM’s lack of domain-specific knowledge in timing-related concepts leads to functional errors in the generated RTL code. These errors include mishandling synchronous/asynchronous logic, improper previous signal latching, and incorrect timing distinctions in assign vs. always block assignments. As shown in Fig. 3(a), the LLM incorrectly sets the sensitivity signals in the always block due to a lack of understanding of timing concepts in synchronous/asynchronous programming. Additionally, as illustrated in Fig. 3(b), because the LLM lacks knowledge about tracking the predecessor signal (prev\_in) in edge detection, it incorrectly clears prev\_in within the reset block. This prevents the module

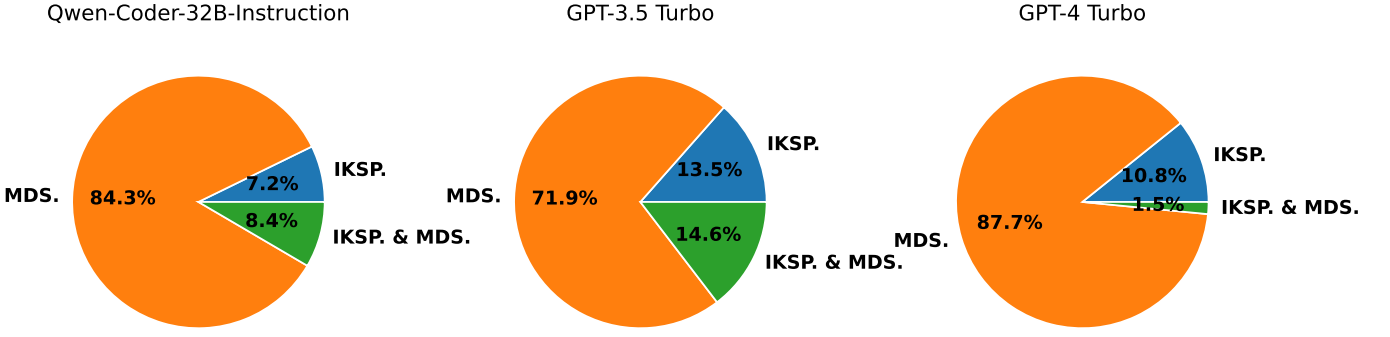
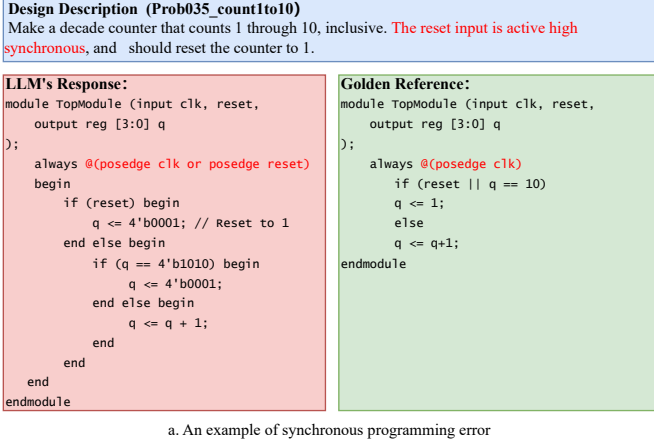
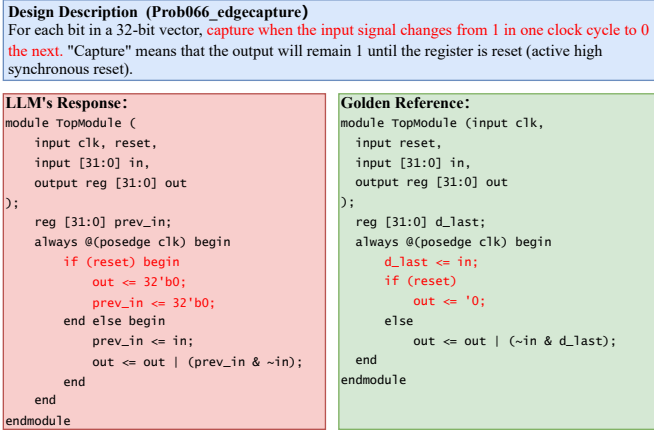


Fig. 2: The distribution of error type ratios in RTL code generation scenarios.



a. An example of synchronous programming error



b. An example of edge capture programming error

Fig. 3: Examples of inadequate understanding of timing related concept

from correctly recording the previous state of in after reset, leading to functional errors.

**Insufficient Understanding of Specific Design (SP):** In such cases, LLMs may struggle to comprehend design specifications due to unfamiliarity with specific RTL design, leading to coding errors. This typically manifests as inadequate understanding of specialized designs such as dual-edge triggered circuits, LFSRs (Linear Feedback Shift Registers), adder carry chains, and other domain-specific implementations. As shown in Fig 4, due to limited exposure to specialized designs like dual-edge during training, the LLM simply combines q\_pos and q\_neg through an OR operation in its final output logic, failing to fully account for the clock signal's level state to determine the correct output, thereby causing functional errors.

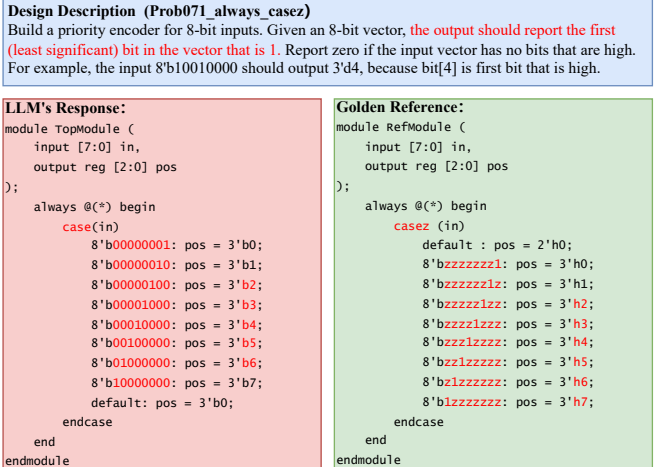
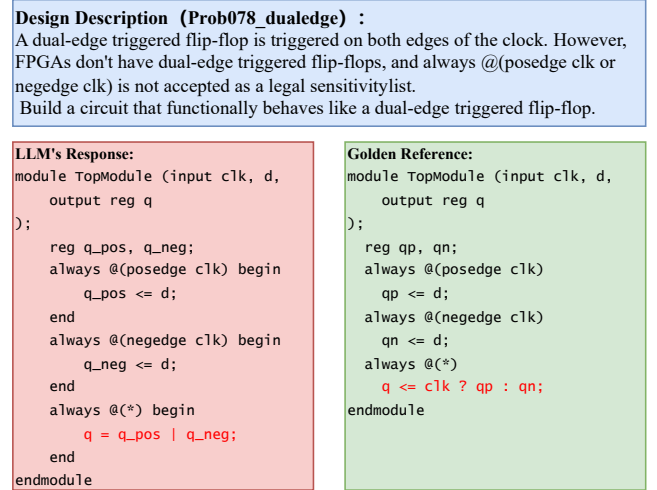


Fig. 5: An example of limitations in numerical and vector processing capabilities

**Limitations in Numerical and Vector Processing Capabilities (NVP):** Additionally, due to potential limitations in its understanding of numerical and vector processing, the LLM struggles to align high-level natural language descriptions with low-level RTL code, leading to errors. Typical examples of such errors include incorrect sign-bit handling logic, mis-configured case-condition vectors, and misunderstandings of least-significant-bit (LSB) concepts—all of which stem from deficiencies in numerical and vector comprehension. As shown in Fig 5, due to LLMs' limited understanding of vector fuzzy

matching (casez), when processing input vectors containing multiple '1's, the generated RTL code incorrectly selects the default branch, leading to functional errors. Additionally, the LLM-produced code contains numerical representation errors, such as invalid binary formats like 3'b2, where digits other than 0 and 1 are incorrectly included, further causing failures.

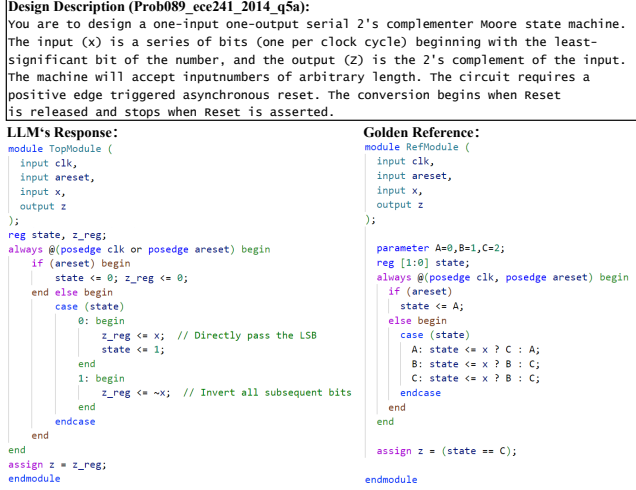


Fig. 6: An example of deficiencies in state machine design for complex scenarios

**Deficiencies in State Machine Design for Complex Scenarios (SMDC):** Moreover, when LLMs process high-level functional descriptions involving state machine design—such as sequence detection problems—their limited understanding of state machine programming often results in errors in state encoding, transition conditions, and output logic. A representative example from VerilogEval is Prob089\_ece241\_2014\_q5a, as illustrated in Fig. 6. The specification requires a Moore machine that outputs the binary complement of the serial input. However, the LLM fails to construct an appropriate finite state machine based on this description, resulting in functional errors in the generated RTL code.

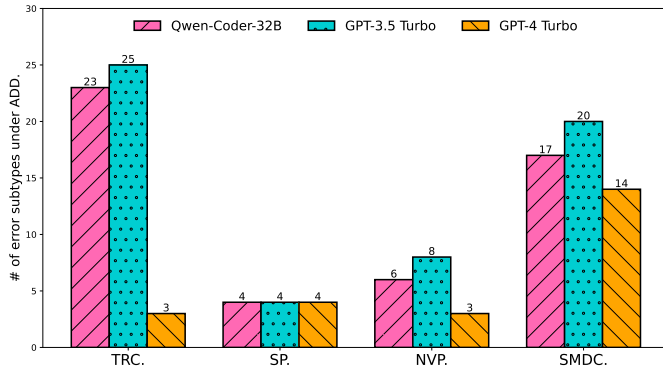


Fig. 7: Distribution of error subtypes under IUCC.

We analyzed the distribution of sub-error categories under the 'Insufficient Understanding of Circuit Concepts' scenario (Fig. 7), revealing that GPT-4 Turbo consistently demonstrated the lowest error rates across all subcategories, while GPT-3.5 Turbo showed the highest frequency of errors; Qwen-Coder-32B-Instruction's performance fell between GPT-3.5 Turbo and GPT-4 Turbo. The analysis further reveals that both Qwen-Coder-32B and GPT-3.5 Turbo show significantly

weaker comprehension of temporal concepts (particularly synchronous/asynchronous understanding) compared to GPT-4 Turbo, while all models demonstrate similar performance in special-design programming and state machine design for complex scenarios, indicating these knowledge gaps represent critical bottlenecks limiting LLMs' programming accuracy.

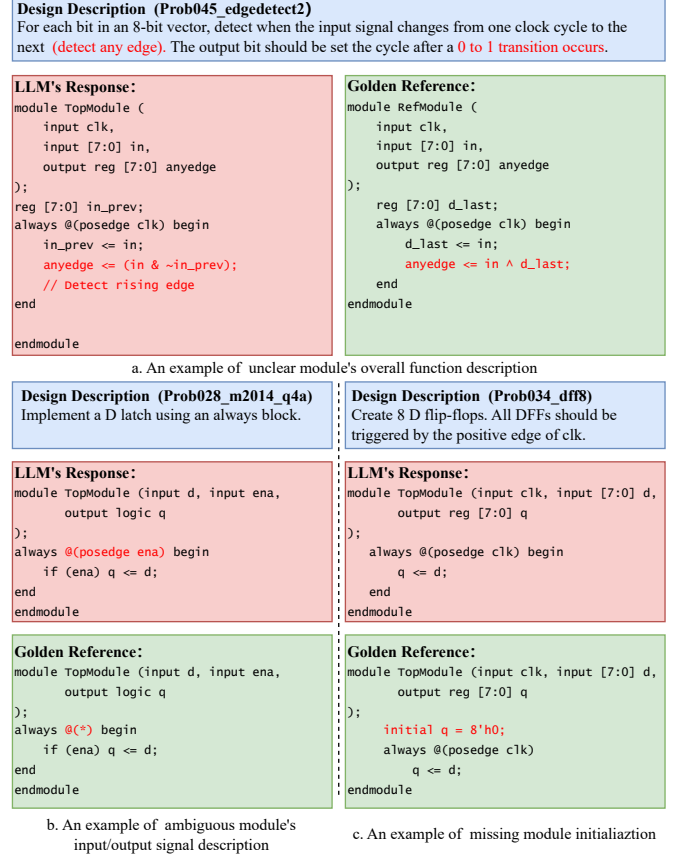


Fig. 8: Examples of ambiguous design descriptions

**2) Ambiguous Design Descriptions (ADD):** We observe that a significant portion of errors stem from ambiguous design descriptions. In such cases, the LLM may interpret the ambiguous information differently from the fixed golden reference implementation. Ambiguous design descriptions can be primarily categorized into three aspects: unclear overall module functionality, ambiguous module input/output signal descriptions, and lack of initialization.

**Unclear Overall Module Functionality (UOME):** This type of error primarily manifests as internal contradictions in the overall functional description of the module or inconsistencies between the description and the Golden Design implementation. As shown in Fig. 8(a), the first part of the design description requires detecting any edge, while the end specifies capturing only rising edges (0 to 1). Due to this inherent contradiction, the LLM fails to correctly interpret the user's intent, leading to design errors.

**Ambiguous Module Input/Output Description (AIOD):** This type of error manifests as insufficient description of the basic functionality of each input/output signal. As shown in Fig. 8(b), the design description does not clearly specify the triggering mechanism of ena, leading the LLM to incorrectly

assume it is edge-triggered rather than level-triggered, thereby introducing functional errors.

#### Missing Module Initialization Configuration (MMI):

Some design errors are caused by the description omitting module initialization information. As shown in Fig. 8(c), due to missing information in the description, the LLM-generated code lacks the initialization module compared to the Golden Design, resulting in functional errors.

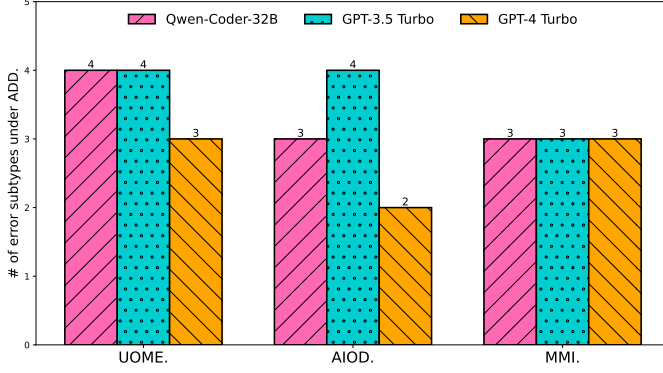


Fig. 9: Distribution of error subtypes under ADD.

We analyzed the distribution of subcategory errors under ambiguous design descriptions, as shown in Fig 11. The results indicate that, regardless of model capability, all models exhibit similar performance across different error categories. Comparatively, GPT-4 Turbo performs slightly better than the other two models, suggesting it generates marginally more robust code in scenarios with ambiguous descriptions.

Implement the circuit described by the Karnaugh map below.

	ab				
cd	00	01	11	10	
00	1	1	0	1	
01	1	0	0	1	
11	0	1	1	1	
10	1	1	0	0	

a. Karnaugh Map

Consider the state machine shown below:

```

A (0) --0--> B
A (0) --1--> A
B (0) --0--> C
B (0) --1--> D
C (0) --0--> E
C (0) --1--> D
D (0) --0--> F
D (0) --1--> A

```

c. State Transition Diagram (Textual Format)

Create a combinational circuit that implements the truth table.

x3	x2	x1	f
0	0	0	0
0	0	1	0
0	1	0	1
0	1	1	1
1	0	0	0
1	0	1	1
1	1	0	0
1	1	1	0

b. Table

Read the simulation waveforms to determine what the circuit does, then implement it.

```

time a b c d q
0ns  0 0 0 0 1
5ns  0 0 0 0 1
10ns 0 0 0 0 1
15ns 0 0 0 0 1
20ns 0 0 0 1 0
25ns 0 0 1 0 0
30ns 0 0 1 1 1

```

d. Waveform (Textual Format)

Fig. 10: Examples of multimodal data in hardware circuit design

3) *Misinterpretation of Multimodal Data (MMD)*: Another significant source of code generation errors arises from the presence of multimodal data in design descriptions, such as **Karnaugh maps (KMAP)**, **Tables (TB)**, **State Transition Diagrams (ST)**, and **Waveform Diagrams (WAV)**, as illustrated in Fig. 10. We observed that when LLMs process data in the aforementioned format, they struggle to accurately convert such multimodal information into correct RTL code due to limitations in their training data distribution.

We analyzed the distribution of subcategory errors caused by misinterpretation of multimodal information. The results show that all LLMs performed poorly in comprehending

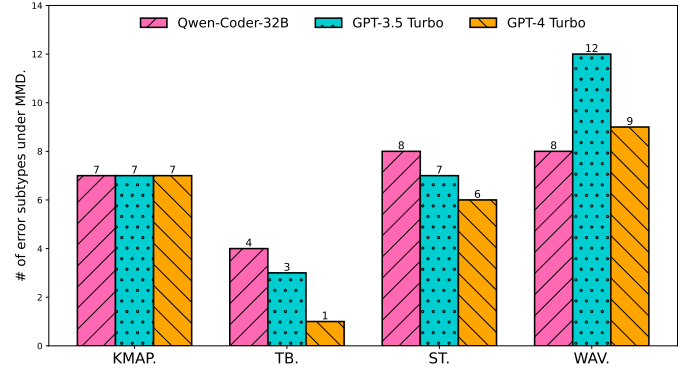


Fig. 11: Distribution of error subtypes under MMD.

multimodal information, with each model exhibiting over 25 design errors attributable to such misinterpretations.

Notably, GPT-4 Turbo demonstrated significantly better performance in parsing tabular data compared to GPT-3.5 Turbo and Qwen-Coder-32B-Instruction. However, for Karnaugh maps and state transfer diagrams, all models showed comparable performance. The identical error rates on KMAPs suggest that neither Qwen nor GPT series models have received specialized training on this data type.

Interestingly, in interpreting textual waveform descriptions (textual format), Qwen-Coder-32B-Instruction slightly outperformed GPT-4 Turbo, indicating that domain-specialized smaller models may possess capabilities absent in general large language models.

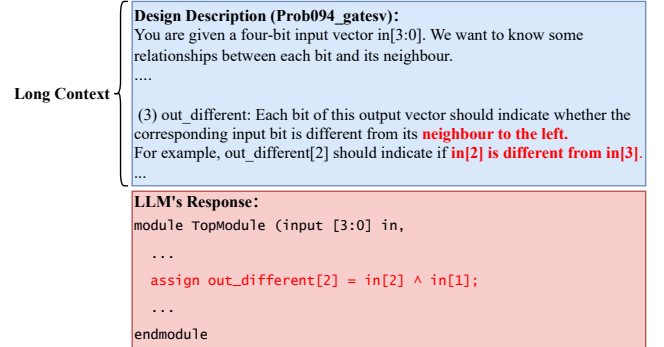


Fig. 12: An example of code generation errors induced by long descriptions

4) *Missing Details of Long Descriptions (MDLD)*: Although recent LLMs claim to support long-context understanding, we observe that they often focus primarily on the main instructions in the design descriptions, while overlooking finer details. While such omissions may not significantly impact general question-answering tasks, they pose substantial challenges in LLM-based code generation, where missing even minor details can result in functional errors. As illustrated in Fig. 12, the generated code fails to include the bit selection logic for out\_difference, leading to incorrect behavior eventually.

5) *Error Distribution Statistics Under Misinterpretation of Design Specifications*: We statistically analyzed the distribution of the aforementioned error types across different LLMs, as illustrated in Fig 13.

Our analysis reveals that for all evaluated LLMs, the primary bottleneck in generating correct RTL code stems from

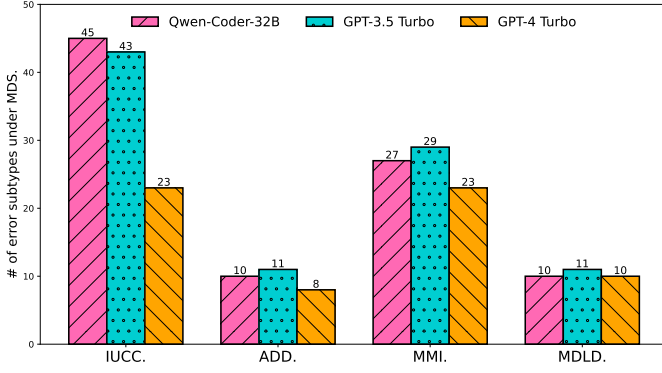


Fig. 13: Errorous design distribution of error types under MDS.

insufficient circuit knowledge leading to design description misinterpretations. This is particularly pronounced in Qwen-Coder-32B and GPT-3.5 Turbo, where over 40 erroneous designs originated from this limitation. In contrast, GPT-4 Turbo demonstrates significantly better comprehension of circuit programming concepts, suggesting that scaling model parameters and training data - particularly to enhance circuit knowledge - effectively reduces RTL generation errors.

A substantial portion of errors also arises from multimodal information processing failures. The comparable performance across models in this category indicates that neither Qwen nor GPT series models have received adequate cross-modal alignment training specific to hardware design domains.

Additionally, a smaller but consistent error category involves ambiguous descriptions and limited long-context understanding. Performance in this aspect remains similar across model scales, from small models to larger GPT variants. Enhancing LLMs' robustness in generating RTL from vague specifications and improving their long-context comprehension in hardware design contexts remain critical research challenges.

### C. Combination of Multiple Errors

When generating larger-scale designs, LLM-produced RTL code may contain multiple coexisting errors, rather than being limited to a single error type.

As shown in Fig 14, the LLM initially sets the synchronously triggered reset as asynchronously triggered due to **inadequate grasp of timing related concepts**. Second, because of its **limited understanding of numerical and vector concepts**, when handling data transmitted in least-significant-first order, the LLM incorrectly configures the data recording direction as left-shift instead of the required right-shift. Additionally, due to **deficiencies in RTL-specific programming knowledge**, it mistakenly assigns a value to 'done' (a wire type) inside an always block, leading to compilation errors. Finally, in complex state machine design scenarios, the LLM fails to account for error handling in the data transmission protocol. Upon reaching the STOP state, it only considers transitioning to DONE when the input is 1, neglecting the case where the input is 0—which requires waiting for an additional stop bit before returning to the START state. We attribute this error to the LLM's **limited knowledge of state machine design for complex scenarios**. For such erroneous designs, we manually categorize them under each of these root causes simultaneously.

#### Design Description (Prob146\_fsm\_serialdata)

In many (older) serial communications protocols, each data byte is sent along with a start bit and a stop bit, to help the receiver delimit bytes from the stream of bits. One common scheme is to use one start bit (0), 8 data bits, and 1 stop bit (1). The line is also at logic 1 when nothing is being transmitted (idle). Design a finite state machine that will identify when bytes have been correctly received when given a stream of bits. It needs to identify the start bit, wait for all 8 data bits, then verify that the stop bit was correct. The module will also output the correctly-received data byte. out\_byte needs to be valid when done is 1, and is don't-care otherwise. If the stop bit does not appear when expected, the FSM must wait until it finds a stop bit before attempting to receive the next byte. Include a active-high synchronous reset. Note that the serial protocol sends the least significant bit first. It should assert done each time it finds a stop bit.

#### LLM's Response:

```
module TopModule (input clk, in, reset,
output [7:0] out_byte,
output done
);
...
Error 1: synchronous reset
always @(posedge clk or posedge reset)
begin
if (reset) begin
...
end
else begin
case (state)
3'b000: begin
if (in == 1'b0) begin
state <= 3'b001;
start_bit_detected <= 1'b1;
end
Error 2: least significant bit first
3'b001: begin
if (bit_count < 4'd8) begin
data_reg <= {data_reg[6:0], in};
bit_count <= bit_count + 1;
end
else begin
state <= 3'b010;
// Move to stop bit detection state
end
end
3'b010: begin
if (in == 1'b1) begin
stop_bit_detected <= 1'b1;
out_byte <= data_reg;
Error 3: wire in always block
done <= 1'b1;
state <= 3'b000;
// Move back to idle state
end
Error 4: lack of error state design
and handling
endcase
end
end
endmodule
```

#### Golden Reference:

```
module TopModule (input clk, in, reset,
output [7:0] out_byte,
output done
);
...
always_comb begin
case (state)
START: next = in ? START : B0;
// start bit is 0
B0: next = B1;
B1: next = B2;
B2: next = B3;
B3: next = B4;
B4: next = B5;
B5: next = B6;
B6: next = B7;
B7: next = STOP;
STOP: next = in ? DONE : ERR;
// stop bit is 1. Idle state is 1.
DONE: next = in ? START : B0;
ERR: next = in ? START : ERR;
endcase
end
always @(posedge clk) begin
if (reset) state <= START;
else state <= next;
end
always @(posedge clk) begin
byte_r <= {in, byte_r[9:1]};
end
assign done = (state==DONE);
assign out_byte = done ? byte_r[8:1] : 8'hxx;
endmodule
```

Fig. 14: An example of combination of multiple errors

While some unclassified errors are categorized as miscellaneous, this work focuses on the identified ones. When LLMs understand design specifications, generated code typically aligns with golden implementations, with most errors arising from RTL programming knowledge gaps. For misinterpreted designs, causes vary—from limited circuit design understanding to ambiguous specifications or complex data formats. Certain errors, like missing long-context details, stem from inherent LLM limitations. Addressing these diverse errors requires targeted strategies to enhance LLMs' domain reasoning, disambiguation, multimodal understanding, and long-context retention.

## IV. LLM-BASED ERROR CORRECTION

Based on the above error analysis, we propose a set of correction mechanisms tailored to address different types of errors. For issues stemming from a lack of specialized RTL programming knowledge or circuit design concepts, we generally employ Retrieval-Augmented Generation (RAG) to supplement missing knowledge using representative examples, which are then provided as context to the LLMs. To handle ambiguities in design specifications, we introduce a rule-based checking mechanism that clarifies and completes the

descriptions. For some of the knowledge-related errors such as text misunderstanding that non-blocking assignments apply only to registers in sequential logic design, it is more like a design rule and is widely applied in the RTL design. In this case, we encode such domain knowledge as explicit rules and include them in the system context during code generation. To overcome challenges posed by multimodal data, we integrate external tools that assist in interpreting circuit design elements, enabling LLMs to utilize these tools for more effective RTL code generation. For errors caused by miscellaneous issues or the limited reasoning capabilities of LLMs such as omitting details in long-context scenarios, we adopt a classic iterative debugging loop that includes simulation, error localization, and correction. Finally, we integrate these error correction mechanisms into a baseline LLM-based Verilog code generation workflow to improve the overall quality of RTL code generation. The details of these mechanisms are presented in the remainder of this section.

#### A. Error Correction Mechanisms

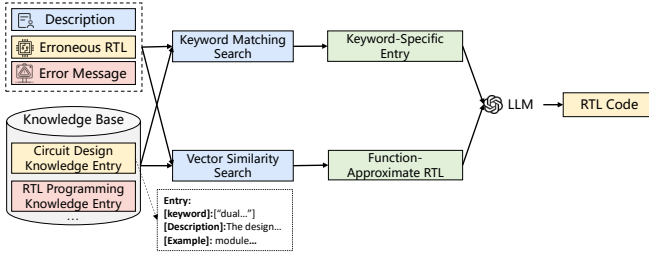


Fig. 15: The workflow of RAG-based knowledge error mitigation

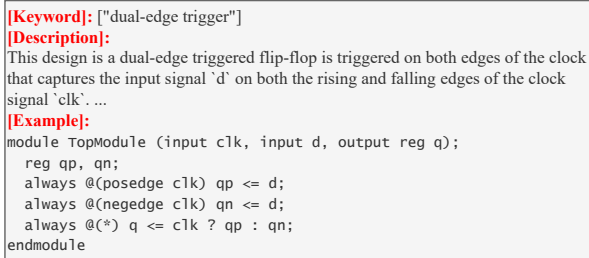


Fig. 16: An example of circuit design knowledge entry

**RAG-based Knowledge Error Mitigation:** We leverage RAG to supplement missing knowledge in both RTL programming and circuit design, and enhance the RTL code generation quality. To this end, we construct a domain-specific knowledge base whose entries each consist of a keyword, a concise description, and an illustrative example. Circuit design knowledge is sourced from GitHub and StackOverflow and organized into four categories—arithmetic, memory, control, and miscellaneous modules—to enable efficient lookup (see Fig. 16).

Our retrieval engine supports both semantic and keyword-based queries. In semantic search, user design descriptions are embedded and matched against the knowledge-base vectors to retrieve the most relevant entries. For clearly defined RTL terms, keywords extracted from design specifications or compiler error messages are employed to retrieve corresponding knowledge entry via regular-expression matching. Ultimately, the retrieved

information is deduplicated and integrated into the LLM’s context to facilitate RTL generation, thereby mitigating programming errors caused by insufficient knowledge.

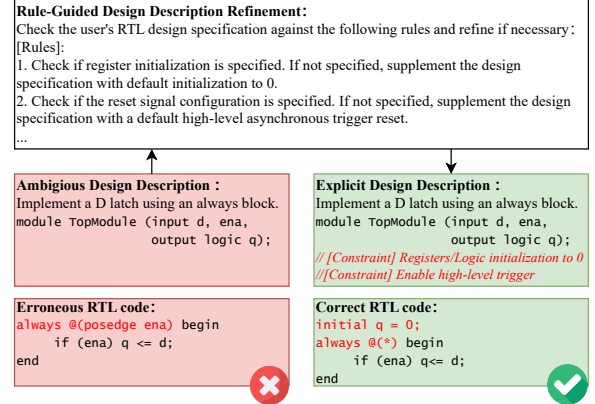


Fig. 17: An example of rule-based description refinement

**Rule-based Description Refinement:** To resolve ambiguities in user-provided specifications, we introduce a rule-guided refinement mechanism that leverages LLMs to enforce key circuit design rules such as register initialization, reset/enable signal integrity, and internal logical consistency. The LLM first parses the initial specification, then checks it against these rules. Whenever it detects ambiguities or contradictions, the model automatically augments and clarifies the description using contextual constraints, thereby eliminating gaps in the design intent. Fig. 17 illustrates a typical case: by explicitly refining the register initialization and enable signal requirements, our mechanism ensures that the subsequent Verilog code generation is both accurate and robust. Similarly, to mitigate relatively common errors arising from LLMs’ unfamiliarity with specialized RTL programming, based on the analysis in Section III, we designed and integrated 10 programming rules into the system prompt, such as “Do not assign values to wire-type variables within always blocks”.

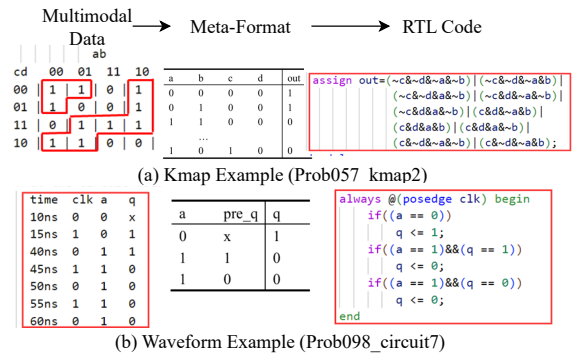


Fig. 18: Examples of multimodal data conversion

**Multimodal Data Conversion:** To mitigate generation errors arising from multimodal design inputs—such as Karnaugh maps, waveform diagrams, and truth tables, we have developed tools that convert these heterogeneous formats into a single, unified truth-table meta-representation as shown in Fig. 18. This meta-representation can then be directly translated into Verilog via LLMs. Although the initially generated circuits may not be fully optimized, they can be automatically streamlined using logic synthesis tools under the specified design constraints. Importantly, when processing waveform

inputs for sequential circuits, our conversion tool captures the clock triggering semantics to preserve correct timing behavior. Likewise, for state transition diagrams, the intermediate representation explicitly encodes both current and next states in addition to the input and output signals.

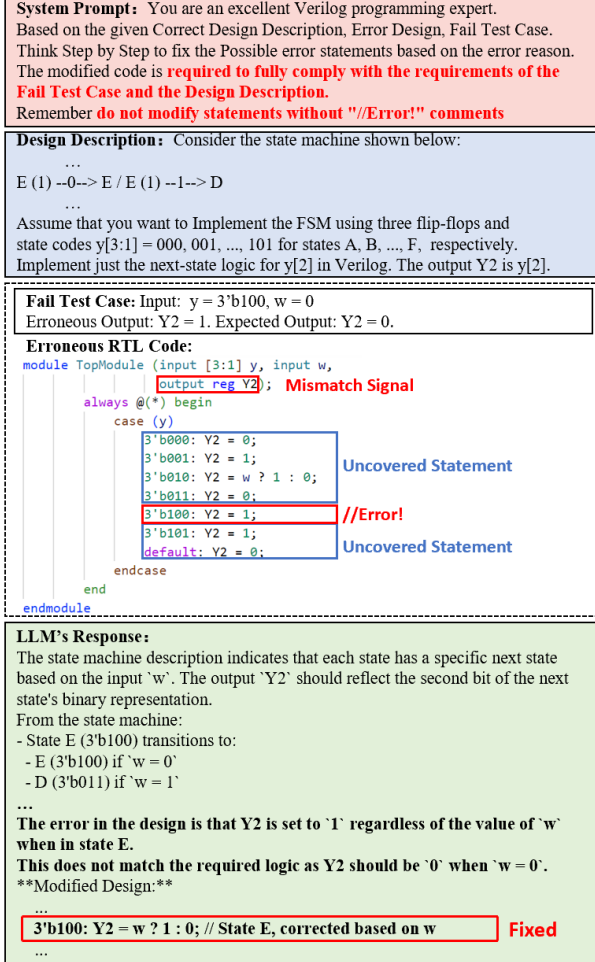


Fig. 19: An example of two-stage debugging mechanism

### Two-Stage Debugging: Localization and Correction:

To address the remaining errors such as missing details of long context and miscellaneous errors, we employ a simulation-based debugging loop. First, the generated Verilog design is executed under a testbench to identify the earliest failing test case. Next, an LLM analyzes the simulation trace to pinpoint the Verilog statements most likely responsible for the failure. The failing test case, candidate error locations, and relevant design intent are then presented to the LLM, which, using chain-of-thought reasoning, proposes corrective modifications. This cycle of simulation, fault localization, and automated repair iterates until all test cases pass, yielding a robust final design. A representative debugging workflow is illustrated in Fig. 19. In addition, specific debugging strategies can also be integrated on top of the basic debugging loop. For the missing details of long context, we may split the design descriptions into smaller semantic chunks and conduct debug of different chunks progressively.

### B. Application of the Error Correction Mechanisms

We integrate our error-correction mechanisms into a standard LLM-based design workflow that comprises code generation, compilation, and verification as shown in Fig. 20. Before code generation, our RAG-based mechanism retrieves relevant circuit designs and RTL programming knowledge from a domain-specific knowledge base to enrich and disambiguate the user's design descriptions. During the correction phase, compilation-error messages similarly drive focused lookups to fill any remaining knowledge gaps. Concurrently, a rule-guided refinement module applies design rule checks to the pre-generation descriptions, automatically refining or repairing violations as needed. Whenever multimodal inputs (e.g., K-maps, waveforms) are detected, a dedicated converter replaces them with our unified truth-table meta-representation, simplifying subsequent code generation. Finally, residual errors such as missing long-context details are exposed via simulation. Our debugger then iteratively localizes faults and invokes LLM chain-of-thought reasoning to propose and apply fixes until all test cases pass. This integrated framework ensures robust and accurate RTL generation without manual intervention.

## V. EXPERIMENTS

### A. Experiment Setups

**LLM Setups:** We evaluate Verilog code generation and repair performance using GPT-based models. All experiments are conducted with a fixed temperature of 0.1. For the multi-round iterative RTL code repair method, we limit the maximum number of iterations to 10.

**Benchmark:** The evaluation is based on two widely used RTL repair benchmarks: *VerilogEval-v1-Human* and *VerilogEval-v2*, both of which contain 156 representative real-world designs spanning various difficulty levels.

**Baselines:** We compare against two categories of baselines: 1) **Base models** — single-pass RTL code generation approaches using both general LLMs (e.g., GPT-4 Turbo [31]), Code-Specific models (e.g. Qwen-Coder-32B-Instruction [32]) and RTL-specific models (e.g., ITERTL [33], CodeV [34]); 2) **Agent-based systems** — multi-agent frameworks designed to enhance LLM-based RTL generation, including LLM+RTLFixer [13], VeriAssistant [17], PromptV [25].

**Methods Integration:** In our experiment, we first refine all design descriptions using rule-based method to facilitate initial RTL generation or error correction. If the design still contains errors, we perform a single-round correction via multimodal data conversion if multimodal data is detected in the design description; otherwise, we apply a single-round correction using the RAG method. If errors persist, we then adopt the two-stage debugging mechanism for iterative repair.

### B. End-to-End Code Generation Comparison

Table II presents a comparison between our method and existing baseline approaches. Our solution achieves **91.0%** and **90.4%** accuracy in pass@1 evaluations on *VerilogEval-Human* and *VerilogEval-v2*, respectively. Compared to strong vanilla

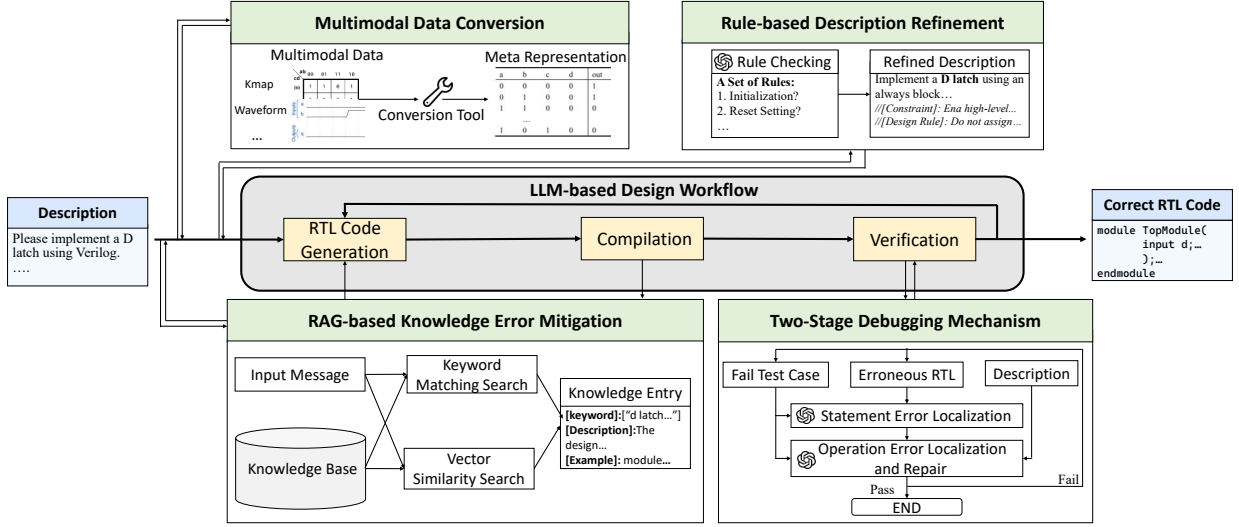


Fig. 20: Overview of our framework

models such as GPT-4 Turbo, our method demonstrates significant improvements of **32.7%** and **29.5%** on the two benchmarks. In addition, our approach outperforms various agent-based systems including *LLM+RTLFixer*, *VeriAssistant*, and *PromptV*. Meanwhile, our method achieves approximately a 30% improvement even on smaller-scale models like Qwen2.5-Coder-32B-Instruction and GPT-3.5 Turbo.

TABLE II: Main results

Method	LLM Model	VerilogEval-Human (Pass@1)	VerilogEval-v2 (Pass@1)
Generic LLM	GPT-3.5 Turbo	42.9	41.0
	GPT-4 Turbo	58.3	60.9
Code-Specified LLM	Qwen-Coder-32B-Instruction	46.8	46.1
RTL-Specified LLM	RTLCoder [10]	41.6	36.5
	ITERTL [33]	42.9	N/A
	CodeV [34]	53.2	N/A
LLM + RTLFixer [13]	GPT-3.5 Turbo	46.4	44.9
	GPT-4 Turbo	65.0	65.4
VeriAssist [17]	Claude-3	41.6	N/A
	GPT-3.5	34.4	N/A
	GPT-4	50.5	N/A
PromptV [25]	GPT-4	80.4	N/A
Ours	Qwen-Coder-32B-Instruction	76.9 (+30.1)	78.1 (+32.0)
	GPT-3.5 Turbo	73.1 (+30.2)	72.4 (+31.4)
	GPT-4 Turbo	<b>91.0 (+32.7)</b>	<b>90.4 (+29.5)</b>

### C. Error Correction Analysis

When utilizing foundational LLMs such as Qwen2.5-Coder-32B-Instruction, GPT-3.5 Turbo and GPT-4 Turbo to generate code on the VerilogEval-Human benchmark, we observe 243 erroneous RTL designs, respectively. Based on the integration strategy mentioned above, we use each model to self-correct their own erroneous designs. The number of successfully repaired designs for each method is summarized in Fig 21.

**Impact of RAG-based Knowledge Error Mitigation (RAG.):** Experimental results demonstrate that this method

significantly reduces knowledge-related errors in RTL designs generated by GPT models. Specifically, it successfully corrects 22 erroneous designs for GPT-3.5 Turbo and 25 for GPT-4 Turbo. For the Qwen-Coder-32B-Instruction model, it successfully corrected 16 erroneous designs. These findings underscore that knowledge gaps remain a primary bottleneck for large language models in RTL code generation.

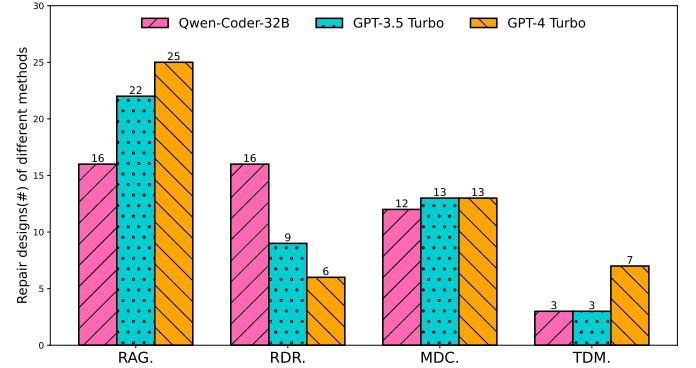


Fig. 21: Number of correctly repaired designs by different methods

**Impact of Rule-based Description Refinement (RDR.):** We observe that some design descriptions are vague, such as missing explanations of input signals. Additionally, we identify several issues stemming from illegal assignments and duplicate variable definitions. By clarifying descriptions and enforcing RTL programming conventions, this method enables GPT-3.5 Turbo and GPT-4 Turbo to correctly generate 9 and 6 additional designs, respectively. Using this approach, Qwen-Coder-32B-Instruction corrected 16 design errors. This reveals that compared to general-purpose LLMs, incorporating proper coding rules brings more significant improvements to models specifically pretrained on code.

**Impact of Multimodal Data Conversion (MDC.):** Our experiments reveal that current LLMs encounter challenges in semantically understanding multimodal hardware design data (e.g., Karnaugh maps). However, our tool-based conversion approach mitigates these issues, reducing errors by 13 instances in both GPT-3.5 Turbo and GPT-4 Turbo. For Qwen-Coder-32B-Instruction, this approach reduced 12 such errors.

TABLE III: Correction outcomes for different categories of errors

Error Category	Qwen-Coder-32B-Instruction			GPT-3.5 Turbo			GPT-4 Turbo		
	Total	Corrected	Accuracy(%)	Total	Corrected	Accuracy(%)	Total	Corrected	Accuracy(%)
IKSP.	13	8	61.5	25	14	56.0	8	7	87.5
IUCC.	45	23	51.1	43	18	41.9	23	18	78.3
ADD.	10	3	30.0	11	3	27.3	8	4	50.0
MMD.	27	18	66.7	28	19	67.9	23	17	73.9
MDLD.	10	1	10.0	11	5	45.5	10	4	40.0

### Impact of Two-Stage Debugging Mechanism (TDM):

We find that the debugging module performs better with GPT-4 Turbo than with GPT-3.5 Turbo and Qwen-Coder-32B-Instruction. This may be attributed to models like GPT-3.5 Turbo tendency to produce larger and more error-prone code blocks that require extensive revisions. Benefiting from enhanced reasoning and programming capabilities, GPT-4 Turbo exhibits greater precision in identifying design flaws and systematically correcting faulty RTL code.

Subsequently, we investigated the effectiveness of error correction across different error categories, based on 243 erroneous RTL designs generated by the three different LLMs above. The correction outcomes for each error category are summarized in Table III.

It can be observed that for cases of Insufficient Knowledge of Specialized RTL Programming, the repair results are notably effective, with GPT-4 Turbo successfully fixing 87.5% of design failures caused by this issue. Regarding Insufficient Understanding of Circuit Concepts, all three models achieved repairs for approximately 20 faulty designs by incorporating additional external knowledge entries. When user descriptions are ambiguous, the framework can still rectify a subset of resulting errors, contributing to more robust code generation. For Misinterpretation of Multimodal Data, our method consistently repaired around 18 error-inducing designs across all three LLMs. In long-context scenarios, Qwen-Coder-32B-Instruction repaired one design, while GPT-3.5 Turbo and GPT-4 Turbo each fixed approximately five designs, indicating that general-purpose LLMs represented by the GPT series may demonstrate better long-context handling capabilities than specifically trained smaller models.

We have found that complex design concepts combining multiple knowledge components, such as the gshare branch predictor with multiple design considerations, cannot guarantee correct RTL generation based solely on RAG. Similarly, problems like Prob093\_ece241\_2014\_q3—which require implementing a given K-map logic function using a 4-to-1 multiplexer and minimal 2-to-1 multiplexers—demand deeper multimodal data understanding to meet complex design constraints, and intermediate representation remains limited in such cases. Additionally, LLMs’ lack of detailed long-context understanding further limits the correctness of RTL generation. Enhancing LLMs’ understanding and analytical capabilities for such scenarios represents a key challenge and future research direction.

## VI. DISCUSSION

In this section, we will illustrate our error classification criteria through several representative examples.

### A. Classification criteria for the two main error categories

When given natural language design descriptions, we consider an LLM to have correctly understood the requirements if it generates accurate high-level pseudocode (natural language format); We conclude the LLM failed to comprehend the design requirements when its generated pseudocode exhibits behavioral inconsistencies with the specifications. Conversely, if the LLM violates RTL syntax rules when translating correct pseudocode into low-level RTL code, we attribute this to insufficient mastery of RTL programming knowledge.

<p><b>Design Description (Prob100_fsm3comb)</b></p> <p>The following is the state transition table for a Moore state machine with one input, one output, and four states. Use the following state encoding: A=2'b00, B=2'b01, C=2'b10, D=2'b11. Given the current state (state), compute the next_state and output (out) based on the state transition table.</p> <table><tr><th>State</th><th>Next state in=0, Next state in=1</th><th>Output</th></tr><tr><td>A</td><td>A, B</td><td>0</td></tr><tr><td>B</td><td>C, B</td><td>0</td></tr><tr><td>C</td><td>A, D</td><td>0</td></tr><tr><td>D</td><td>C, B</td><td>1</td></tr></table>	State	Next state in=0, Next state in=1	Output	A	A, B	0	B	C, B	0	C	A, D	0	D	C, B	1	<p><b>Design Description (Prob071_always_casez)</b></p> <p>Build a priority encoder for 8-bit inputs. Given an 8-bit vector, the output should report the <b>first (least significant)</b> bit in the vector that is 1. Report zero if the input vector has no bits that are high. <b>For example, the input 8'b10010000 should output 3'd4, because bit[4] is first bit that is high.</b></p>
State	Next state in=0, Next state in=1	Output														
A	A, B	0														
B	C, B	0														
C	A, D	0														
D	C, B	1														
<p><b>LLM's Response:</b></p> <pre>module TopModule (     input in,     input [1:0] state,     output reg [1:0] next_state,     output out );     always @(*) begin         case(state)             2'b00: begin // State A                 next_state = in ? 2'b01 : 2'b00;                 out = 1'b0;             end             2'b01: begin // State B                 next_state = in ? 2'b01 : 2'b10;                 out = 1'b0;             end             2'b10: begin // State C                 next_state = in ? 2'b11 : 2'b00;                 out = 1'b0;             end             2'b11: begin // State D                 next_state = in ? 2'b01 : 2'b10;                 out = 1'b1;             end         end     end endmodule</pre> <p>a. High-level code behavior matches the description.</p>	<p><b>LLM's Response:</b></p> <pre>module TopModule (     input [7:0] in,     output reg [2:0] pos );     always @(*) begin         casez (in)             8'b1??????? : pos = 3'd0;             8'b01??????? : pos = 3'd1;             8'b001?????? : pos = 3'd2;             8'b0001????? : pos = 3'd3;             8'b00001???? : pos = 3'd4;             8'b000001??? : pos = 3'd5;             8'b00000001? : pos = 3'd6;             8'b000000001 : pos = 3'd7;             default : pos = 3'd0; // All zeros         endcase     end endmodule</pre> <p>b. High-level code behavior does not match the description.</p>															

Fig. 22: Two distinct error type examples

As illustrated in Fig. 22, Sample a demonstrates correct high-level code behavior (state design, transitions, and output logic) that complies with the description, but contains RTL implementation errors due to improper wire-type variable assignment within an always block. Sample b exhibits behavioral inconsistencies with the description resulting from the LLM’s incorrect understanding of the least significant bit concept - representing two distinct error categories.

Notably, some larger designs may contain both error types simultaneously (Fig. 14), where certain code segments comply

with behavioral descriptions but violate RTL conventions (e.g., done assignment), while others exhibit behavioral inconsistencies due to knowledge limitations (e.g., data\_reg recording); such designs are classified into both categories.

## B. Subclassification Criteria for Misinterpretation of Design Specifications

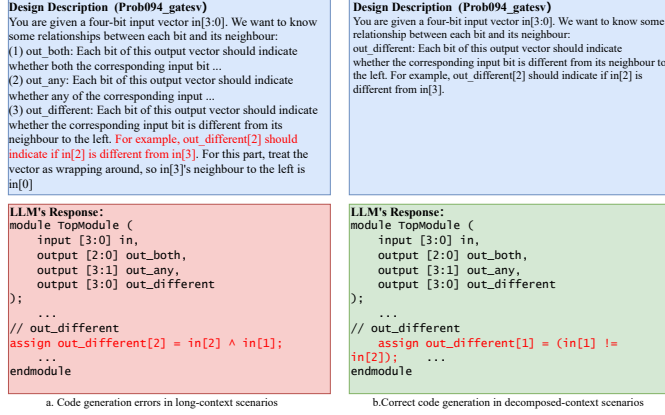


Fig. 23: Long-context constraints hinder LLMs from correctly generating RTL code examples

Initially, regarding long-context scenarios, we observed that directly prompting LLMs to generate RTL code based on lengthy contexts often resulted in certain code segments failing to accurately reflect high-level requirements. However, by manually decomposing the long context—retaining only the key descriptive text relevant to the erroneous segments while omitting unnecessary details—the LLM regenerated RTL code that correctly matched the specifications. As shown in Fig 23, after manual decomposition of the long context, the LLM successfully generated the correct code. This demonstrates that redundancy in long contexts is a limiting factor in LLMs' ability to generate accurate RTL code.

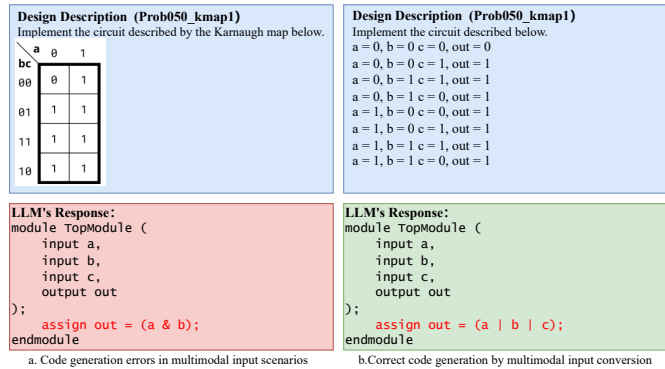


Fig. 24: Multimodal input constraints hinder LLMs from correctly generating RTL code examples

Similarly, in multimodal input scenarios, as illustrated in Fig 24, when a KMAP table is directly provided as input, the LLM struggles to correctly interpret the included information. However, when the table's content is converted into natural language, the LLM successfully generates functionally accurate RTL code. This reveals a bottleneck in the LLM's ability to comprehend tabular or other non-textual modalities.

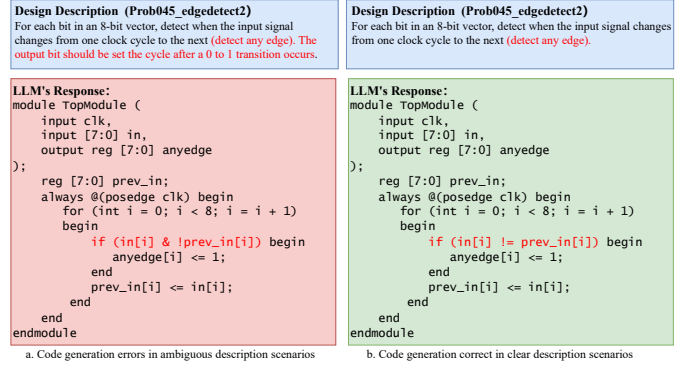


Fig. 25: Ambiguous description constraints hinder LLMs from correctly generating RTL code examples

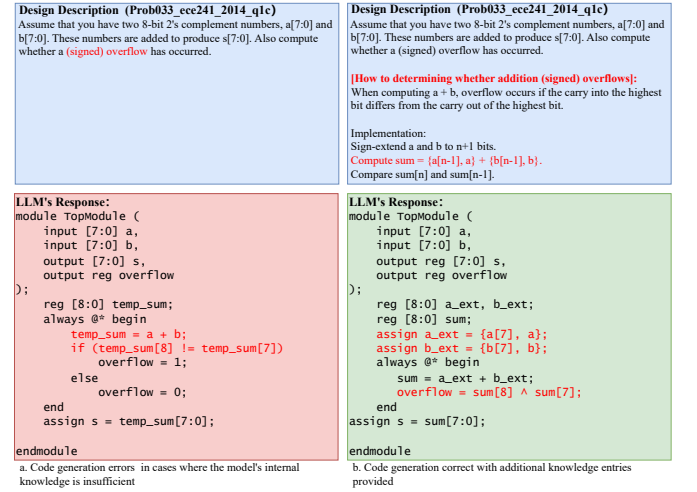


Fig. 26: Insufficient mastery of circuit knowledge constraints hinder LLMs from correctly generating RTL code examples

As shown in Fig 25, ambiguous design descriptions required manual refinement by removing contradictions and supplementing key information. This clarification significantly improved RTL generation accuracy. Remaining errors primarily stemmed from the LLM's limited circuit knowledge, causing RTL-description mismatches. Cases like 26 demonstrate that providing essential circuit knowledge in the context helps generate correct RTL, confirming this knowledge gap as a major limitation.

Since we manually classify errors in LLM-generated RTL code, and given the inherent randomness or potential hallucinations in LLM outputs, some inaccuracies and imperfections in classification are inevitable. Nevertheless, it is undeniable that the aforementioned factors represent key bottlenecks limiting the LLM's ability to generate correct RTL. Major challenges and future directions for applying LLMs to hardware design include determining effective methods to infuse circuit knowledge into LLMs, improving their robustness in generating code from ambiguous descriptions, and enhancing their comprehension of multimodal information and long-context understanding in hardware circuit design.

## VII. CONCLUSION

In this paper, we systematically analyzed and categorized error causes in LLM-generated RTL code, and find that most

errors stem not from the reasoning capabilities of LLMs, but rather from a lack of RTL programming knowledge, insufficient understanding of circuit concepts, ambiguous design descriptions, or misinterpretation of complex multimodal inputs. To address these, we propose a set of error correction techniques including: 1) RAG-based knowledge error mitigation, 2) rule-based description refinement, 3) multimodal data conversion, and 4) simulation-guided iterative debugging. We integrate the proposed error correction mechanisms into a representative LLM-based RTL code generation framework, achieving 91.0% accuracy on the VerilogEval Benchmark. This demonstrates that based on a series of strategies such as knowledge retrieval, without requiring additional training, can significantly mitigate errors in LLM-generated RTL code.

## REFERENCES

- [1] Humza Naveed, Asad Ullah Khan, Shi Qiu, Muhammad Saqib, Saeed Anwar, Muhammad Usman, Naveed Akhtar, Nick Barnes, and Ajmal Mian. A comprehensive overview of large language models. *arXiv preprint arXiv:2307.06435*, 2023.
- [2] Mark Chen, Jerry Tworek, Heewoo Jun, Qiming Yuan, Henrique Ponde De Oliveira Pinto, Jared Kaplan, Harri Edwards, Yuri Burda, Nicholas Joseph, Greg Brockman, et al. Evaluating large language models trained on code. *arXiv preprint arXiv:2107.03374*, 2021.
- [3] Erik Nijkamp, Bo Pang, Hiroaki Hayashi, Lifu Tu, Huan Wang, Yingbo Zhou, Silvio Savarese, and Caiming Xiong. Codegen: An open large language model for code with multi-turn program synthesis. *arXiv preprint arXiv:2303.13474*, 2023.
- [4] Josh Achiam, Steven Adler, Sandhini Agarwal, Lama Ahmad, Ilge Akkaya, Florencia Leoni Aleman, Diogo Almeida, Janko Altmenschmidt, Sam Altman, Shyamal Anadkat, et al. Gpt-4 technical report. *arXiv preprint arXiv:2303.08774*, 2023.
- [5] Aixin Liu, Bei Feng, Bing Xue, Bingxuan Wang, Bochao Wu, Chengda Lu, Chenggang Zhao, Chengqi Deng, Chenyu Zhang, Chong Ruan, et al. Deepseek-v3 technical report. *arXiv preprint arXiv:2412.19437*, 2024.
- [6] Sumit K Ghosh. *Hardware description languages: concepts and principles*. Wiley-IEEE Press, 1999.
- [7] Zhenxing Fan. Automatically generating verilog rtl code with large language models. Master's thesis, New York University Tandon School of Engineering, 2023.
- [8] Shailja Thakur, Baleegh Ahmad, Hammond Pearce, Benjamin Tan, Brendan Dolan-Gavitt, Ramesh Karri, and Siddharth Garg. Verigen: A large language model for verilog code generation. *ACM Transactions on Design Automation of Electronic Systems*, 29(3):1–31, 2024.
- [9] Mingjie Liu, Nathaniel Pinckney, Brucec Khailany, and Haoxing Ren. VerilogEval: Evaluating large language models for verilog code generation. In *2023 IEEE/ACM International Conference on Computer Aided Design (ICCAD)*, pages 1–8. IEEE, 2023.
- [10] Shang Liu, Wenji Fang, Yao Lu, Qijun Zhang, Hongce Zhang, and Zhiyao Xie. Rtlcoder: Outperforming gpt-3.5 in design rtl generation with our open-source dataset and lightweight solution. In *2024 IEEE International Workshop on LLM-Aided Design*. IEEE, 2024.
- [11] Zehua Pei, Hui-Ling Zhen, Mingxuan Yuan, Yu Huang, and Bei Yu. Betterv: Controlled verilog generation with discriminative guidance. *arXiv preprint arXiv:2402.03375*, 2024.
- [12] Yi Liu, Changran Xu, Yunhao Zhou, Zeju Li, and Qiang Xu. Deeprtl: Bridging verilog understanding and generation with a unified representation model. *arXiv preprint arXiv:2502.15832*, 2025.
- [13] Yun-Da Tsai, Mingjie Liu, and Haoxing Ren. Rtlfixer: Automatically fixing rtl syntax errors with large language models. *arXiv preprint arXiv:2311.16543*, 2023.
- [14] Xufeng Yao, Haoyang Li, Tsz Ho Chan, Wenyi Xiao, Mingxuan Yuan, Yu Huang, Lei Chen, and Bei Yu. Hdldebugger: Streamlining hdl debugging with large language models. *arXiv preprint arXiv:2403.11671*, 2024.
- [15] Shailja Thakur, Jason Blocklove, Hammond Pearce, Benjamin Tan, Siddharth Garg, and Ramesh Karri. Autochip: Automating hdl generation using llm feedback, 2024.
- [16] Ke Xu, Jialin Sun, Yuchen Hu, Xinwei Fang, Weiwei Shan, Xi Wang, and Zhe Jiang. Meic: Re-thinking rtl debug automation using llms. *arXiv preprint arXiv:2405.06840*, 2024.
- [17] Hanxian Huang, Zhenghan Lin, Zixuan Wang, Xin Chen, Ke Ding, and Jishen Zhao. Towards llm-powered verilog rtl assistant: Self-verification and self-correction. *ArXiv*, abs/2406.00115, 2024.
- [18] Shang Liu, Wenji Fang, Yao Lu, Jing Wang, Qijun Zhang, Hongce Zhang, and Zhiyao Xie. Rtlcoder: Fully open-source and efficient llm-assisted rtl code generation technique. *IEEE Transactions on Computer-Aided Design of Integrated Circuits and Systems*, 2024.
- [19] Hammond Pearce, Benjamin Tan, and Ramesh Karri. Dave: Deriving automatically verilog from english. In *Proceedings of the 2020 ACM/IEEE Workshop on Machine Learning for CAD*, pages 27–32, 2020.
- [20] Alec Radford, Jeff Wu, Rewon Child, David Luan, Dario Amodei, and Ilya Sutskever. Language models are unsupervised multitask learners. 2019.
- [21] OpenAI. Gpt-3.5 turbo. <https://platform.openai.com/docs/models/gpt-3.5-turbo>, 2024. [Accessed: 2024-06-20].
- [22] Fan Cui, Chenyang Yin, Kexing Zhou, You lin Xiao, Guangyu Sun, Qiang Xu, Qipeng Guo, Demin Song, Dahua Lin, Xingcheng Zhang, and Yun Liang. Origen:enhancing rtl code generation with code-to-code augmentation and self-reflection. *ArXiv*, abs/2407.16237, 2024.
- [23] Mingzhe Gao, Jieru Zhao, Zhe Lin, Wenchao Ding, Xiaofeng Hou, Yu Feng, Chao Li, and Minyi Guo. Autovcoder: A systematic framework for automated verilog code generation using llms. *arXiv preprint arXiv:2407.18333*, 2024.
- [24] Humza Sami, Pierre-Emmanuel Gaillardon, Valerio Tenace, et al. Aivril: Ai-driven rtl generation with verification in-the-loop. *arXiv preprint arXiv:2409.11411*, 2024.
- [25] Zhendong Mi, Renming Zheng, Haowen Zhong, Yue Sun, and Shaoyi Huang. Promptv: Leveraging llm-powered multi-agent prompting for high-quality verilog generation. *arXiv preprint arXiv:2412.11014*, 2024.
- [26] Chia-Tung Ho, Haoxing Ren, and Brucec Khailany. Verilogcoder: Autonomous verilog coding agents with graph-based planning and abstract syntax tree (ast)-based waveform tracing tool. In *Proceedings of the AAAI Conference on Artificial Intelligence*, volume 39, pages 300–307, 2025.
- [27] Zhuorui Zhao, Ruidi Qiu, Ing-Chao Lin, Grace Li Zhang, Bing Li, and Ulf Schlichtmann. Vrank: Enhancing verilog code generation from large language models via self-consistency. *arXiv preprint arXiv:2502.00028*, 2025.
- [28] Yujie Zhao, Hejia Zhang, Hanxian Huang, Zhongming Yu, and Jishen Zhao. Mage: A multi-agent engine for automated rtl code generation. *arXiv preprint arXiv:2412.07822*, 2024.
- [29] Manvi Jha, Jiaxin Wan, Huan Zhang, and Deming Chen. Preface-a reinforcement learning framework for code verification via llm prompt repair. In *Proceedings of the Great Lakes Symposium on VLSI 2025*, pages 547–553, 2025.
- [30] Ning Wang, Bingkun Yao, Jie Zhou, Yuchen Hu, Xi Wang, Nan Guan, and Zhe Jiang. Veridebug: A unified llm for verilog debugging via contrastive embedding and guided correction. *arXiv preprint arXiv:2504.19099*, 2025.
- [31] OpenAI. Gpt-4 turbo. <https://platform.openai.com/docs/models/gpt-4-turbo>, 2024. [Accessed: 2024-06-20].
- [32] Binyuan Hui, Jian Yang, Zeyu Cui, Jiaxi Yang, Dayiheng Liu, Lei Zhang, Tianyu Liu, Jiajun Zhang, Bowen Yu, Kai Dang, et al. Qwen2. 5-coder technical report. *arXiv preprint arXiv:2409.12186*, 2024.
- [33] Peiyang Wu, Nan Guo, Xiao Xiao, Wenming Li, Xiaochun Ye, and Dongrui Fan. Iterl: An iterative framework for fine-tuning llms for rtl code generation. *arXiv preprint arXiv:2407.12022*, 2024.
- [34] Yang Zhao, Di Huang, Chongxiao Li, Pengwei Jin, Ziyuan Nan, Tianyun Ma, Lei Qi, Yansong Pan, Zhenxing Zhang, Rui Zhang, Xishan Zhang, Zidong Du, Qi Guo, Xingui Hu, and Yunji Chen. Codev: Empowering llms for verilog generation through multi-level summarization. *ArXiv*, abs/2407.10424, 2024.