

Federated Continual Recommendation

Jaehyung Lim
Pohang University of Science and
Technology
Pohang, Gyeongbuk
Republic of Korea
jaehyunglim@postech.ac.kr

Wonbin Kweon
University of Illinois
Urbana-Champaign
Champaign, IL, USA
wonbin@illinois.edu

Woojoo Kim
Pohang University of Science and
Technology
Gyeongbuk, Pohang
Republic of Korea
kimuj0103@postech.ac.kr

Junyoung Kim
Pohang University of Science and
Technology
Gyeongbuk, Pohang
Republic of Korea
junyoungkim@postech.ac.kr

Seongjin Choi
Pohang University of Science and
Technology
Gyeongbuk, Pohang
Republic of Korea
sjin9805@postech.ac.kr

Dongha Kim
Pohang University of Science and
Technology
Gyeongbuk, Pohang
Republic of Korea
dhkim0317@postech.ac.kr

Hwanjo Yu
Pohang University of Science and
Technology
Gyeongbuk, Pohang
Republic of Korea
hwanjoyu@postech.ac.kr

Abstract

The increasing emphasis on privacy in recommendation systems has led to the adoption of Federated Learning (FL) as a privacy-preserving solution, enabling collaborative training without sharing user data. While Federated Recommendation (FedRec) effectively protects privacy, existing methods struggle with non-stationary data streams, failing to maintain consistent recommendation quality over time. On the other hand, Continual Learning Recommendation (CLRec) methods address evolving user preferences but typically assume centralized data access, making them incompatible with FL constraints. To bridge this gap, we introduce **Federated Continual Recommendation (FCRec)**, a novel task that integrates FedRec and CLRec, requiring models to learn from streaming data while preserving privacy. As a solution, we propose **F³CRec**, a framework designed to balance knowledge retention and adaptation under the strict constraints of FCRec. F³CRec introduces two key components: *Adaptive Replay Memory* on the client side, which selectively retains past preferences based on user-specific shifts, and *Item-wise Temporal Mean* on the server side, which integrates new knowledge while preserving prior information. Extensive experiments demonstrate that F³CRec outperforms existing approaches in maintaining recommendation quality over time in a federated environment.¹

¹<https://github.com/Jaehyung-Lim/F3CRec-CIKM-25>

Permission to make digital or hard copies of all or part of this work for personal or classroom use is granted without fee provided that copies are not made or distributed for profit or commercial advantage and that copies bear this notice and the full citation on the first page. Copyrights for components of this work owned by others than the author(s) must be honored. Abstracting with credit is permitted. To copy otherwise, or republish, to post on servers or to redistribute to lists, requires prior specific permission and/or a fee. Request permissions from permissions@acm.org.
CIKM'25, Seoul, Korea

© 2025 Copyright held by the owner/author(s). Publication rights licensed to ACM.
ACM ISBN 978-1-4503-XXXX-X/2018/06
<https://doi.org/XXXXXXX.XXXXXXX>

CCS Concepts

• **Information systems** → **Retrieval models and ranking; Recommender systems**; • **Computing methodologies** → **Distributed artificial intelligence**.

Keywords

Federated Learning, Continual Learning, Recommender Systems

ACM Reference Format:

Jaehyung Lim, Wonbin Kweon, Woojoo Kim, Junyoung Kim, Seongjin Choi, Dongha Kim, and Hwanjo Yu. 2025. Federated Continual Recommendation. In *Proceedings of 34th ACM International Conference on Information and Knowledge Management (CIKM'25)*. ACM, New York, NY, USA, 11 pages. <https://doi.org/XXXXXXX.XXXXXXX>

1 Introduction

The extensive use of personal data in recommendation systems raises significant privacy concerns, attracting strict scrutiny from regulators and users. Regulations such as the General Data Protection Regulation (GDPR) [29] and California Consumer Privacy Act (CCPA) [24] impose strict requirements on data collection and usage, pushing researchers and developers to find privacy-preserving approaches. In response, Federated Learning (FL) has been proposed as a privacy-preserving solution, enabling collaborative model training across multiple clients without sharing their data with a central server or other clients [20] (Figure 1a). By keeping user data local, FL reduces privacy leakage while maintaining strong performance.

When applied to recommendation systems, Federated Recommendation (FedRec) provides a promising solution for delivering personalized experiences without compromising user privacy [1, 12, 25, 38, 39]. Recent work explores enhancements in personalization, particularly in refining user and group specification, through

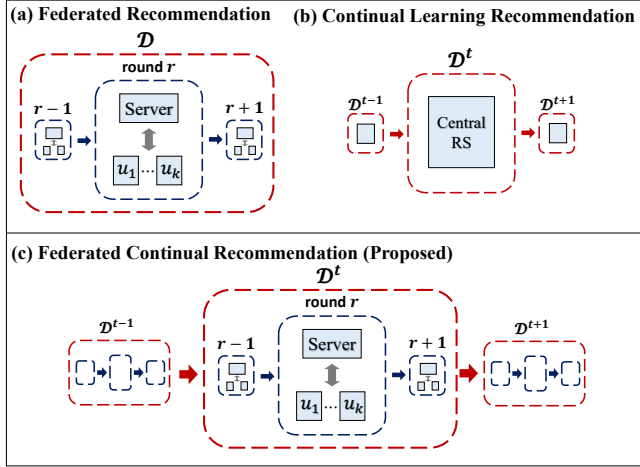


Figure 1: A conceptual comparison between (a) FedRec, (b) CLRec, and (c) FCRec (proposed).

methods such as pseudo-user relationships [39], adaptive item embeddings [38, 39], and group-specific approaches [12, 26]. However, these approaches are inherently designed under the assumption of static, offline datasets, making them ill-suited for real-world environments where user interactions continuously evolve in a streaming fashion. As a result, existing FedRec methods fail to address the challenge of maintaining consistent recommendation quality over time, as they overlook the balance between retaining past knowledge and adapting to new data.

On the other hand, Continual Learning Recommendation (CLRec) methods, including structure-aware regularization-based methods [30, 31, 34] and replay memory-based approaches [2, 21, 43], aim to capture dynamic user preferences in the stream of user-item interactions (Figure 1b). However, existing CLRec methods cannot be readily applied in FedRec environments. Structure-aware regularization methods rely on global user-item and user-user relationships [30, 31, 34], and become infeasible under FedRec environments where users have access only to their local parameters and their own interaction data. Likewise, replay memory-based approaches [2, 21, 43], which typically rely on globally shared historical data for continual training, lose much of their effectiveness in the FedRec setting. As a result, new methodological solutions are required to overcome these constraints and enable CLRec under the FL environment.

To fill the gap between FedRec and CLRec, we introduce **FCRec** (**F**ederated **C**ontinual **R**ecommendation) in Figure 1c, a new task designed to provide personalized recommendation on non-stationary data streams within a privacy-preserving federated setting. Integrating both FedRec and CLRec introduces two constraints that must be satisfied simultaneously: (1) From FedRec, users cannot access other users' interaction data or private parameters, and the server cannot access users' private parameters or interaction data [1, 4, 25, 38]. (2) From CLRec, training must proceed using only the currently available data, as revisiting past data is generally disallowed due to streaming scenarios and memory constraints [6, 17, 31, 34]. Thus, for FCRec, a model must learn from streaming data in a federated manner without accessing past user data or other

users' information. This makes FCRec a novel and challenging task requires a new learning paradigm.

As a solution to the proposed task, we propose **F³CRec**, a **F**ramework **f**or **F**ederated **C**ontinual **R**ecommendation. Given the unique strategy of FedRec (i.e., client-side local training and server-side parameter aggregation), F³CRec maintains a balance between new and old knowledge on both the client and server sides, within a non-stationary data stream. To achieve this, we propose two core components: (1) *Adaptive Replay Memory* on the client side to determine how much past preference information each user should retain based on individual preference shifts, (2) *Item-wise Temporal Mean* on the server side to adaptively integrate newly learned knowledge with their previous counterparts. By doing so, F³CRec effectively adapts to evolving user preferences while preserving valuable past insights in a privacy-preserving federated environment.

Our contributions are summarized as follows:

- We propose a new task, **FCRec** (**F**ederated **C**ontinual **R**ecommendation), which applies continual recommendation in a privacy-preserving federated recommendation setting.
- We introduce a novel framework, **F³CRec** (**F**ramework **f**or **FCRec**), which incorporates an *Adaptive Replay Memory* on the client side and an *Item-wise Temporal Mean* on the server side, to tackle the proposed FCRec task.
- We demonstrate the effectiveness of our proposed framework through extensive experiments on multiple federated backbone models and four real-world datasets.

2 Related Work

2.1 Federated Recommendation

Federated Recommendation (FedRec) [27, 36, 38, 39] has emerged as a privacy-preserving solution for decentralized personalized recommendation, following the development of federated learning (FL) [20]. Existing FedRec studies can be broadly categorized into two approaches: (1) adapting recommendation models to the federated setting, and (2) incorporating structural enhancements to address the inherent challenges in FedRec.

Adapting recommendation models to the federated setting. [1, 4, 25] adapts traditional centralized recommendation models [11, 15] for federated settings. [33] incorporates GNNs under privacy constraints, though it still suffers from privacy leakage. Similarly, [35] extends FedRec with heterogeneous information networks (HINs) but still transmits user-item interactions. To mitigate cold-start and cross-domain recommendation issues, [9, 40] integrate item attributes by leveraging content-based feature. To reduce communication costs, [22] employs active sampling, while [23] utilizes low-rank parameterization to minimize update transmission.

Structural enhancements in federated recommendation. Recent studies also have explored ways to enhance FedRec by implicitly capturing user-specific preferences, or user-user relationships while maintaining privacy constraints based on aforementioned FedRec strategy [4, 25]. Considering personalization, [38] enhances user modeling with personalized item embeddings, and [19] introduces self-supervised pretraining to improve representation learning. [12, 26] utilize group-wise information to get specified parameters. To mitigate aforementioned privacy issue from [33], [39]

constructs relation graphs from updated item embeddings instead of users' data or private parameter.

Federated recommendation in data streams. Despite these advancements, most FedRec methods assume stationary user interactions, making them ill-suited for real-world evolving environments.

2.2 Continual Recommendation (CLRec)

While traditional continual learning (CL) focuses on well-defined tasks (e.g., class [7, 42] / task [14, 41] / domain [8, 18]-level), recommendation systems exhibit a more fluid structure without clear task boundaries. Instead of discrete tasks, user preferences evolve continuously, necessitating a distinct CL paradigm. Consequently, CLRec extends CL concepts to recommendation tasks by incrementally updating models and preserving historical information of user-item relationships.

Structure-aware regularization-based CLRec. One approach to continual learning in recommendation systems is to apply regularization methods. In particular, structure-aware regularization methods leverage graph-based techniques to preserve topological knowledge. For example, [34] maintains knowledge at multiple levels (global, local, node), while [30] aligns node embeddings and model layers across tasks to retain past representations. More recently, [31] refines user-specific constraints to accommodate distinct preference shifts.

Replay memory-based CLRec. Additionally, replay memory-based methods are also utilized in CLRec. [21] employs herding [32] to store pivotal samples for rehearsal, whereas [2, 43] maintain an error memory for refining future predictions. [17] incorporates stability-plasticity mechanisms to select the most informative historical samples. Although these methods excel in centralized settings, they typically assume full access to past user data or global parameters, which raises privacy and scalability concerns.

Continual recommendation in FL environments. Structure-aware regularization methods, which leverage global user-item and user-user relationships [30, 31, 34], become infeasible in FedRec environments where each user can only access their own interactions. Similarly, replay memory-based approaches [2, 21, 43], which typically depend on shared historical data for continual training, lose much of their effectiveness in the FedRec setting. Thus, novel methodological solutions are required to address these constraints and facilitate CLRec in the FL environment.

3 Proposed Task: FCRec

Despite progress in FedRec and CLRec, their integration remains unexplored. This work introduces FCRec as a novel task, bridging FedRec and CLRec to ensure adaptability in real-world settings.

3.1 Concept Definition

Let a sequence of temporally partitioned data blocks be denoted as $\mathcal{D}^0, \dots, \mathcal{D}^T$. In the context of CL, each partitioned data block \mathcal{D}^t , representing a set of interactions, is treated as a distinct task. Before training on \mathcal{D}^t , model parameters are initialized with those from \mathcal{D}^{t-1} . In the FedRec setting, each user is treated as a disjoint client, maintaining their own local models. During each training round, the server collects trained public parameters (e.g., item embeddings) from clients and aggregates them to produce a global model update.

The aggregated parameters are then distributed back to clients. Since these two learning paradigms are combined, the task inherits constraints from both CLRec and FedRec.

Constraints from CLRec. Clients can access only their own data from the current data block, following the non-revisiting constraint in CLRec settings [6, 17, 31, 34], which arises from limited memory and streaming data scenarios. To ensure fast and efficient model updates in a streaming setting, they cannot utilize data from previous time blocks $\mathcal{D}^0, \dots, \mathcal{D}^{t-1}$ during training on \mathcal{D}^t .

Constraints from FedRec. Clients cannot access other clients' data, private parameters, or trained models at any stage. Additionally, the global server does not have access to client-side interaction data or private parameters, aligning with FL principles [12, 20, 25, 38, 40].

These constraints introduce fundamental challenges in FCRec, where models must continuously adapt to non-stationary data streams without access to centralized storage or past interactions.

3.2 Problem Formulation

We define \mathcal{U}^t and \mathcal{I}^t as the sets of users and items that have appeared in $\mathcal{D}^0, \dots, \mathcal{D}^t$. For a given user u , the recommendation model \mathcal{F} is parameterized by $\theta_u = \{\Phi_u, Q_u\}$, where Φ_u represents the user's private parameters and Q_u indicates the public parameters shared with the server. The predicted score for item i is given by $\hat{y}_{u,i} = \mathcal{F}(u, i | \theta_u)$. There are multiple choices for the parameter configuration. Following [12, 38, 39], we define Φ_u as the user embedding, a personalized score function, or a combination of both, while Q_u corresponds to the item embedding. We focus on a common scenario where recommendations are based solely on implicit feedback from user-item interactions. Specifically, $y_{u,i} = 1$ indicates that user u has interacted with item i , while $y_{u,i} = 0$ denotes the absence of such an interaction.

CLRec side. Each dataset \mathcal{D}^t is divided into a train/valid/test set. The model is trained on the training set and subsequently evaluated to assess how well it has learned user preferences for the corresponding block. Once training on \mathcal{D}^t is completed, the learned parameters for user u are denoted as $\theta_u^t = \{\Phi_u^t, Q_u^t\}$. Before starting training on \mathcal{D}^{t+1} , θ_u^{t+1} is initialized with θ_u^t .

FedRec side. Each dataset \mathcal{D}^t is trained over multiple rounds to gradually refine the model. During training, a subset of users is sampled in each training round r , and the selected users are denoted as $\mathcal{U}^{t,r}$. For a user $u \in \mathcal{U}^{t,r}$, the global server sends the public parameter $Q_g^{t,r}$, which initializes $Q_u^{t,r}$. The user then trains on their local data $\mathcal{D}^t(u)$ using the initialized parameter $Q_u^{t,r}$ along with their private parameter $\Phi_u^{t,r}$. After training at round r , user $u (\in \mathcal{U}^{t,r})$ transmits $Q_u^{t,r}$ to the server. The server then aggregates the received parameters $\{Q_u^{t,r}\}_{u \in \mathcal{U}^{t,r}}$ to obtain $Q_g^{t,r+1}$. Then, the updated public parameter is redistributed to the users.

4 Proposed Method: F³CRec

4.1 Overview

We propose F³CRec, a novel Federated Continual Recommendation framework that applies CL at both the client and server sides in an

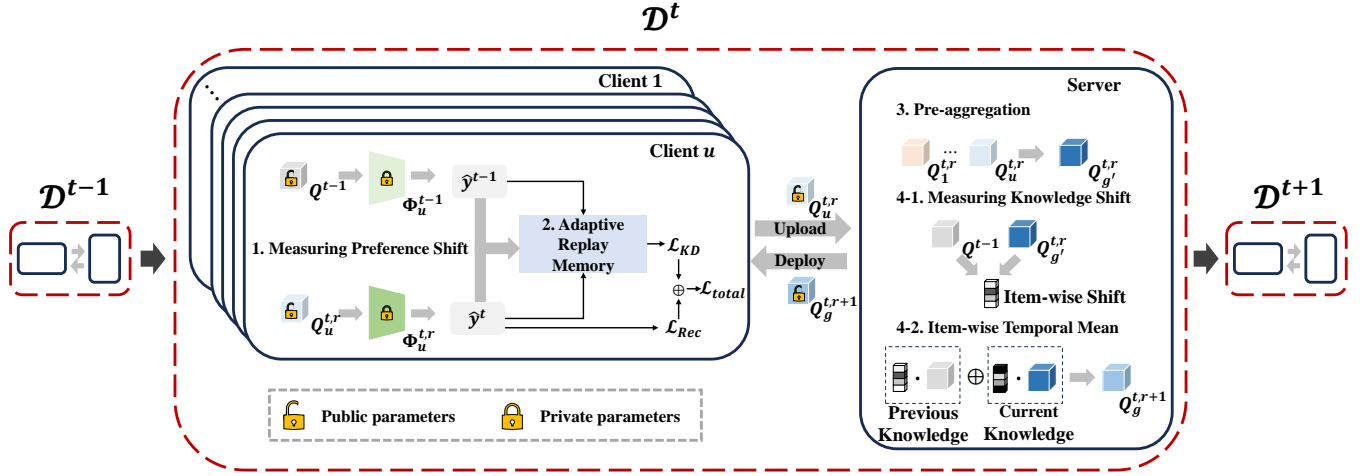


Figure 2: The overall framework of F³CRec

FL setting, F³CRec is a model-agnostic framework, allowing it adaptable for various FedRec framework. To handle the non-stationary data stream under FCRec constraints, F³CRec incorporates:

- **Adaptive Replay Memory** (Section 4.2): Adjusts knowledge retention per user by measuring ranking discrepancy between past and current preferences, ensuring adaptation without sharing interaction data or parameters across users.
- **Item-wise Temporal Mean** (Section 4.3) Aggregates item embeddings on the server while adaptively combining previous and current knowledge based on the knowledge shift of each item.

F³CRec (1) adaptively transfers previous knowledge per user during local training, and (2) dynamically integrates past and current knowledge during server-side aggregation. The overall framework of our method is illustrated in Figure 2.

4.2 Client-side Continual Learning

Existing CLRecs leverage global knowledge for training, but this approach conflicts with the constraints of FedRec. To address this, we propose a method where, during \mathcal{D}^t for user u , the model updates θ_u^t using only the user's own parameters θ_u^{t-1} and the current data $\mathcal{D}^t(u)$. Notably, only Q_u (or Q_g) is exchanged between the client and the server. At the beginning of \mathcal{D}^t , Φ_u^t is initialized with Φ_u^{t-1} . The procedure is described in Algorithm 1

4.2.1 Measuring Preference Shift. Effectively learning new data while preserving previously acquired knowledge requires knowledge retention and adaption [31, 43]. To achieve this, we first measure how much a user's preferences have shifted. This measurement, referred to as the preference shift, determines how much prior knowledge should be retained and guides the learning process for incorporating it effectively.

Before measuring preference shift, we must define the user's preferences for a data block. Since we cannot have access to the previous interactions, the user preference must be derived from user's each own parameters. To this end, we assume that the top- N

items represent the user preference. Accordingly, we define previous knowledge of user u for \mathcal{D}^{t-1} as:

$$S_u^{t-1} = \{i_{t_1}, \dots, i_{t_N}\}. \quad (1)$$

While training on $\mathcal{D}^t(u)$, we infer the extent of the user's preference shift by observing changes in the rankings of items in S_u^{t-1} .

With S_u^{t-1} , we define the preference shift of user u during \mathcal{D}^t at training round r as:

$$\begin{aligned} \Delta_u^{t,r} &= \sum_{i \in S_u^{t-1}} |r_u^{t,r}(i) - r_u^{t-1}(i)| \\ &= \sum_{k=1}^N |r_u^{t,r}(i_{t_k}) - k|, \quad \text{where } i_{t_k} \in S_u^{t-1}, \end{aligned} \quad (2)$$

where $r_u^{t-1}(i)$ represents the ranking of item i in S_u^{t-1} inferred from θ_u^{t-1} , and $r_u^{t,r}(i)$ denotes its ranking of at round r for \mathcal{D}^t . The value $\Delta_u^{t,r}$ quantifies how much the rankings of the items in the top- N list for \mathcal{D}^{t-1} have changed during the training on \mathcal{D}^t . This allows us to measure the overall shift in user u 's preferences. A larger $\Delta_u^{t,r}$ indicates a significant change in user preferences, implying a substantial preference shift between data blocks. Conversely, a smaller $\Delta_u^{t,r}$ suggests that the user's preferences have remained consistent, making it beneficial to retain more of the previous knowledge.

4.2.2 Adaptive Replay Memory. To retain different amounts of past knowledge for each user, we propose an adaptive approach that dynamically adjusts the amount of replayed data based on the preference shift $\Delta_u^{t,r}$. Unlike existing replay-memory methods [17, 21] that retain a fixed number of replay samples for all users, our approach adjusts the retention dynamically based on preference shifts. Users experiencing larger shifts retain fewer samples, while those with smaller shifts preserve more, ensuring that the amount of replayed knowledge is proportional to preference stability.

To achieve this, we define a user-wise consistency sampling rate based on the preference shift $\Delta_u^{t,r}$ as follows:

$$\delta_u^{t,r} = \exp(-\epsilon \cdot \Delta_u^{t,r}), \quad (3)$$

where ϵ is a scaling hyperparameter. The value of $\delta_u^{t,r}$ is inversely proportional to $\Delta_u^{t,r}$, allowing smaller sampling rates for larger shifts and larger sampling rates for smaller shifts. We adopt the exponential function due to its desirable properties for adaptive sampling: it is monotonic, maps non-negative inputs to the interval $(0, 1]$, and requires no additional hyperparameters or clipping operations as needed in linear or sigmoid alternatives. Moreover, the exponential function is widely used for computing probabilities or weights that are either directly or inversely proportional to input due to its smooth decay and compatibility with Gaussian interpretation [16, 17].

Using this sampling rate, the adaptive replay memory $M_u^{t,r}$ is constructed by sampling items from S_u^{t-1} without replacement:

$$M_u^{t,r} = \text{SWOR}\left(S_u^{t-1}, \lfloor \delta_u^{t,r} \cdot |S_u^{t-1}| \rfloor\right), \quad (4)$$

where $\text{SWOR}(A, k)$ denotes sampling k items from the set A without replacement.

4.2.3 Knowledge Distillation for Continual Learning. Due to the CLRec constraint (the model update should be done only with the current data block), the labels for items in $M_u^{t,r}$ are not complete. Therefore, to incorporate the previous knowledge from $M_u^{t,r}$ into the currently trained model, we apply the knowledge distillation technique (KD) [13]. We treat the model trained on \mathcal{D}^{t-1} as the teacher and the model under training on \mathcal{D}^t as the student.

Since we focus on the implicit feedback scenario, we adopt binary cross entropy for the KD. The KD loss for user u and item i in \mathcal{D}^t at round r is defined as:

$$\mathcal{L}_{KD}^{t,r}(u) = \sum_{i \in M_u^{t,r}} \left[\hat{y}_{u,i}^{t-1} \log \hat{y}_{u,i}^{t,r} + (1 - \hat{y}_{u,i}^{t-1}) \log(1 - \hat{y}_{u,i}^{t,r}) \right], \quad (5)$$

where $\hat{y}_{u,i}^{t-1}$ represents the prediction from the model trained on \mathcal{D}^{t-1} , while $\hat{y}_{u,i}^{t,r}$ represents the predicted value for the model being trained on \mathcal{D}^t during round r .

4.2.4 Final Objective. Finally, the objective for user u for \mathcal{D}^t at round r is defined as:

$$\mathcal{L}_{total}^{t,r}(u) = \mathcal{L}_{Rec}^{t,r}(u) + \lambda_{KD} \mathcal{L}_{KD}^{t,r}(u), \quad (6)$$

where λ_{KD} is a hyperparameter controlling the contribution of the KD loss. Since we consider an implicit feedback scenario, binary cross entropy is used for \mathcal{L}_{Rec} . This objective enables user u to learn new preferences while appropriately retaining knowledge from previous tasks.

4.3 Server-side Continual Learning

In this section, we propose *server-side continual learning*, a method to preserve prior knowledge at the global server level. Since the server has no access to user interaction data or private parameters, it rely solely on public parameters. During training on \mathcal{D}^t , the server detects knowledge shifts by comparing the public parameters aggregated from users with those obtained from \mathcal{D}^{t-1} . This enables item-wise adaptive aggregation, ensuring the retention of each item's knowledge in an adaptive manner. To achieve this, the server performs two key steps: **pre-aggregation** and **item-wise temporal mean**. The procedure is described in Algorithm 2

Algorithm 1 Client-side Continual Learning

Function: ClientUpdate($u, Q_g^{t,r}, t$)

```

1: Set  $Q_u^{t,r} \leftarrow Q_g^{t,r}$ 
2: Set  $\Phi_u^{t,r}$  with latest private parameter
3: for each epoch  $e = 1, 2, \dots, E$  do
4:   for batch  $b \in \mathcal{D}^t(u)$  do
5:     Compute recommendation loss  $\mathcal{L}_{Rec}^{t,r}(u)$ 
6:     if  $t > 0$  then
7:       Obtain  $M_u^{t,r}$  using Eq. 4
8:       Compute distillation loss  $\mathcal{L}_{KD}^{t,r}(u)$  using Eq. 5
9:     else
10:      Set  $\mathcal{L}_{KD}^{t,r}(u) \leftarrow 0$ 
11:    end if
12:     $\mathcal{L}_{total}^{t,r}(u) \leftarrow \mathcal{L}_{Rec}^{t,r}(u) + \lambda_{KD} \cdot \mathcal{L}_{KD}^{t,r}(u)$ 
13:     $Q_u^{t,r} \leftarrow Q_u^{t,r} - \eta \nabla_{Q_u^{t,r}} \mathcal{L}_{total}^{t,r}(u)$ 
14:     $\Phi_u^{t,r} \leftarrow \Phi_u^{t,r} - \eta \nabla_{\Phi_u^{t,r}} \mathcal{L}_{total}^{t,r}(u)$ 
15:  end for
16: end for
17: return  $Q_u^{t,r}$  to server
```

Algorithm 2 F³CRec – Overall Process

```

1: Initialize  $Q_g^0$ 
2: Initialize  $\Phi_u$  for all  $u \in \mathcal{U}^0$ 
3: for each task  $t = 0, 1, \dots, T$  do
4:   if  $t > 0$  then
5:     Set  $Q_g^t \leftarrow Q_g^{t-1}$ 
6:     Initialize new item embeddings:  $Q_{g,i}^t$  for  $i \in \mathcal{I}^{t+1} \setminus \mathcal{I}^t$ 
7:     Initialize new users:  $\Phi_u$  for  $u \in \mathcal{U}^{t+1} \setminus \mathcal{U}^t$ 
8:   end if
9:   for each round  $r = 1, 2, \dots, R$  do
10:     $\mathcal{U}^{t,r} \leftarrow$  Server randomly selects a subset of clients
11:    for each client  $u \in \mathcal{U}^{t,r}$  in parallel do
12:       $Q_u^{t,r} \leftarrow$  ClientUpdate( $u, Q_g^{t,r}, t$ )
13:    end for
14:    Compute  $Q_{g'}^{t,r} \leftarrow \frac{1}{|\mathcal{U}^{t,r}|} \sum_{u \in \mathcal{U}^{t,r}} Q_u^{t,r}$ 
15:    if  $t = 0$  then
16:      Set  $Q_g^{t,r+1} \leftarrow Q_{g'}^{t,r}$ 
17:    else
18:      Obtain  $Q_g^{t,r+1}$  using Eq.13
19:    end if
20:  end for
21: end for
```

4.3.1 Pre-aggregation. In this step, the server aggregates public parameters trained on users' private interaction data, to compute global parameters using a naive aggregation approach:

$$Q_{g'}^{t,r} = \frac{1}{|\mathcal{U}^{t,r}|} \sum_{u \in \mathcal{U}^{t,r}} Q_u^{t,r}. \quad (7)$$

This aggregated parameter $Q_{g'}^{t,r}$ represents the pre-aggregated global parameter for round r of \mathcal{D}^t . If deployed directly to users without further processing, this would be aggregation-process of standard FedRec frameworks [25, 37, 38, 40].

4.3.2 Item-wise Temporal Mean. Unlike client-side training where private parameters are utilized, the server does not have access to such private knowledge. This limitation makes it impossible for the server to retain knowledge in the same way as clients, i.e., the server cannot make top- N lists for users. To overcome this, we adopt a temporal mean [28], which enables knowledge retention without relying on private parameters. A standard temporal mean, however, applies the same weighting to all items, disregarding the fact that each item's knowledge evolves at a different rate.

To account for this, we measure the knowledge shift for each item by comparing its embedding, which is updated based on \mathcal{D}^{t-1} , with the pre-aggregated embedding that is being updated based on \mathcal{D}^t . New items introduced in \mathcal{D}^t are excluded from this calculation. The knowledge shift of item i is defined as:

$$\phi_i^{t,r} = \frac{1}{\sqrt{d}} \|Q_{g,i}^{t-1} - Q_{g',i}^{t,r}\|_2^2, \quad (8)$$

where d denotes the dimensionality of the item embeddings, while $Q_{g,i}^{t-1}$ and $Q_{g',i}^{t,r}$ represent the global item embedding of item i obtained from \mathcal{D}^{t-1} and the pre-aggregated global embedding updated based on \mathcal{D}^t , respectively. We adopt the squared L_2 distance to quantify knowledge shift, as it is widely used in FedRec and CLRec literature (e.g., to regularize global/personalized embedding differences [39], or to apply embedding self-distillation [34]).

A larger $\phi_i^{t,r}$ indicates significant changes in the item i , while a smaller value suggests minimal change. Based on this, we propose the item-wise temporal mean:

$$\gamma_i^{t,r} = \frac{\beta}{1 + \phi_i^{t,r}} \quad (9)$$

$$Q_{g,i}^{t,r+1} = (1 - \gamma_i^{t,r}) \cdot Q_{g',i}^{t,r} + \gamma_i^{t,r} \cdot Q_{g,i}^{t-1}, \quad (10)$$

where $\beta \in (0, 1)$ is a hyperparameter that controls the sensitivity of $\gamma_i^{t,r}$ to changes in $\phi_i^{t,r}$. Given that $\phi_i^{t,r} > 0$, the resulting coefficient $\gamma_i^{t,r}$ always lies in the range $(0, \beta]$, ensuring $\gamma_i^{t,r} < 1$. This guarantees that the update rule forms a valid convex combination for temporal mean aggregation. The adaptive weight $\gamma_i^{t,r}$ dynamically adjusts the influence of historical item embeddings based on the knowledge shift, without requiring explicit normalization.

To handle all items collectively, we define:

$$\gamma^{t,r} = \left[\frac{\beta}{1 + \phi_1^{t,r}}, \dots, \frac{\beta}{1 + \phi_{|I^{t-1}|}^{t,r}}, 0, \dots, 0 \right]^T \in \mathbb{R}^{|I^t|}. \quad (11)$$

To match dimensions, zero padding is applied to Q_g^{t-1} :

$$Q_g^{t-1, \text{Padding}} = \text{Zero_Padding}(Q_g^{t-1}, |I^t| - |I^{t-1}|), \quad (12)$$

where $\text{Zero_Padding}(Q, K)$ appends K zero-initialized embeddings.

The final global parameter is computed as:

$$Q_g^{t,r+1} = (1 - \gamma^{t,r}) \cdot Q_{g'}^{t,r} + \gamma^{t,r} \cdot Q_g^{t-1, \text{Padding}}. \quad (13)$$

5 Experiments

We demonstrate the effectiveness of F³CRec across four datasets and three backbone FedRec frameworks. First, we present extensive experimental results showing that F³CRec outperforms other CLRec methods (Section 5.2). Additionally, we conduct both quantitative and qualitative analyses to validate the rationale and superiority

Table 1: Data block statistics after preprocessing

| Data Blocks | | \mathcal{D}_0 | \mathcal{D}_1 | \mathcal{D}_2 | \mathcal{D}_3 |
|-----------------|------------------------|-----------------|-----------------|-----------------|-----------------|
| ML-100K | # of accumulated users | 587 | 697 | 827 | 943 |
| | # of accumulated items | 1,136 | 1,146 | 1,148 | 1,152 |
| | # of interactions | 58,771 | 13,060 | 13,060 | 13,062 |
| | sparsity | 91.19% | 98.36% | 98.62% | 98.80% |
| ML-Latest-Small | # of accumulated users | 374 | 466 | 543 | 609 |
| | # of accumulated items | 1,982 | 2,189 | 2,250 | 2,269 |
| | # of interactions | 48,665 | 10,814 | 10,814 | 10,816 |
| | sparsity | 93.43% | 98.94% | 99.11% | 99.22% |
| Lastfm-2K | # of accumulated users | 834 | 971 | 1,107 | 1,165 |
| | # of accumulated items | 4,112 | 4,188 | 4,239 | 4,259 |
| | # of interactions | 41,415 | 9,203 | 9,203 | 9,204 |
| | sparsity | 98.79% | 99.77% | 99.80% | 99.81% |
| HetRec2011 | # of accumulated users | 1,177 | 1,497 | 1,825 | 2,113 |
| | # of accumulated items | 6,128 | 6,408 | 6,643 | 6,829 |
| | # of interactions | 505,146 | 112,254 | 112,254 | 112,254 |
| | sparsity | 93.00% | 98.83% | 99.07% | 99.22% |

of each proposed strategy (Sections 5.3 and 5.4). We also perform hyperparameter sensitivity analysis under various configurations (Section 5.5). Furthermore, we perform supplementary experiments to evaluate the extent to which additional privacy-preserving considerations impact performance (Section 5.6).

5.1 Experimental Setup

Datasets. We employ four public real-world datasets: ML-100K [10], ML-Latest-Small [10], Lastfm-2K [3], and HetRec2011 [3], all containing timestamped interactions. To ensure sufficient activity, we filter out users/items with fewer than 10 interactions (5 for Lastfm-2K). To simulate non-stationary data streams, each dataset is partitioned into four blocks. The first 60% of interactions forms the base block (\mathcal{D}^0), while the remaining 40% is chronologically divided into three incremental blocks ($\mathcal{D}^1, \mathcal{D}^2, \mathcal{D}^3$) based on chronological order following prior works [17, 30, 31, 34]. For each incremental block, user interactions are randomly split into training, validation, and test sets using an 80%/10%/10% ratio. Table 1 summarizes the detailed statistics for each block.

Evaluation Metrics. During the training of each data block, we conduct evaluations on users who had interactions within that block and performed full-ranking evaluations to ensure fair comparisons. Similar to other CLRec frameworks, we assess performance using NDCG@20 (N@20) and Recall@20 (R@20), applying them after completing the training for the corresponding block [6, 17, 31, 34].

FedRec Backbones. We evaluate F³CRec using three representative FedRec backbones: a latent factor model [4] and two deep learning-based models [25, 38]. Specifically, we consider **FedMF** [4], a federated extension of matrix factorization [15] with private user embeddings and public item embeddings; **FedNCF** [25], a federated adaptation of neural collaborative filtering [11] where user embeddings and MLP layers are trained locally while item embeddings are collaboratively updated; and **PFedRec** [38], a personalized federated recommendation model that learns global item embeddings on the server and adapts them to individual data via local fine-tuning. These models are widely used as baselines for federated recommendation [12, 38, 39].

Baselines. Since F³CRec is a novel task newly proposed in this paper, there are no directly related baselines. Thus, we evaluate the performance by applying various CLRec baselines to the FedRec backbones. Specifically, we consider **FT** (Fine-Tuning) that updates the model on new data using the original loss; **Reg**, a regularization-based method that adds an MSE loss to constrain

Table 2: Performance comparison across four datasets and three incremental blocks. The best results are hightled in bold and second-best are underlined. *Improv* (%) represents the relative performance improvement of various methods over the result of fine tuning. OOM indicates the model ran out-of-memory. * denotes $p \leq 0.05$ for the paired t-test on the best baseline on N@20.

| Dataset | N@20 | FedMF | | | | | | FedNCF | | | | | | PFedRec | | | | | |
|-----------------|-----------------|--------|---------------|---------------|--------|---------------|---------------------|--------|---------------|---------------|--------|---------------|---------------------|---------------|---------|---------------|---------------|---------------|---------------------|
| | | FT | Reg | KD | RLP2 | SPP | F ³ CRec | FT | Reg | KD | RLP2 | SPP | F ³ CRec | FT | Reg | KD | RLP2 | SPP | F ³ CRec |
| ML-100k | \mathcal{D}^1 | 0.0794 | 0.0904 | 0.0918 | 0.0836 | 0.0878 | 0.0933 | 0.1005 | 0.1074 | 0.1039 | 0.1044 | 0.1015 | 0.1136 | 0.0957 | 0.0909 | 0.0945 | 0.0962 | 0.0942 | 0.0983 |
| | \mathcal{D}^2 | 0.0768 | 0.0876 | 0.0824 | 0.0787 | 0.0838 | 0.0885 | 0.0754 | 0.0867 | 0.0808 | 0.0677 | 0.0794 | 0.0917 | 0.0881 | 0.0761 | 0.0858 | 0.0867 | 0.0902 | 0.0877 |
| | \mathcal{D}^3 | 0.1002 | 0.1078 | 0.1071 | 0.1030 | 0.1117 | 0.1284 | 0.1136 | 0.1225 | 0.1222 | 0.1191 | 0.1250 | 0.1240 | 0.1137 | 0.1134 | 0.1168 | 0.1192 | 0.1231 | 0.1281 |
| | Avg | 0.0855 | <u>0.0953</u> | 0.0938 | 0.0885 | 0.0945 | 0.1034* | 0.0965 | <u>0.1056</u> | 0.1023 | 0.0971 | 0.1020 | 0.1098* | 0.0992 | 0.0935 | 0.0990 | 0.1007 | <u>0.1025</u> | 0.1047* |
| | Improv. | – | <u>11.49%</u> | 9.72% | 3.51% | 10.52% | 21.00% | – | <u>9.40%</u> | 6.04% | 0.59% | 5.69% | 13.76% | – | –5.73% | –0.14% | 1.54% | <u>3.36%</u> | 5.57% |
| ML-Latest-Small | \mathcal{D}^1 | 0.0544 | 0.0674 | 0.0656 | 0.0681 | 0.0648 | 0.0652 | 0.0567 | 0.0616 | 0.0632 | 0.0566 | 0.0634 | 0.0627 | 0.0727 | 0.0716 | 0.0785 | 0.0643 | 0.0799 | 0.0689 |
| | \mathcal{D}^2 | 0.0507 | 0.0504 | 0.0659 | 0.0617 | 0.0579 | 0.0751 | 0.0466 | 0.0582 | 0.0761 | 0.0641 | 0.0716 | 0.0836 | 0.0732 | 0.0713 | 0.0687 | 0.0655 | 0.0724 | 0.0781 |
| | \mathcal{D}^3 | 0.0670 | 0.0834 | 0.0609 | 0.0591 | 0.0790 | 0.0871 | 0.0731 | 0.0601 | 0.0738 | 0.0787 | 0.0796 | 0.0729 | 0.0656 | 0.0805 | 0.0744 | 0.0748 | 0.0733 | 0.0878 |
| | Avg | 0.0574 | 0.0670 | 0.0641 | 0.0629 | 0.0672 | 0.0758* | 0.0588 | 0.0600 | 0.0711 | 0.0665 | <u>0.0715</u> | 0.0731* | 0.0705 | 0.0745 | 0.0739 | 0.0682 | <u>0.0752</u> | 0.0783* |
| | Improv. | – | 16.83% | 11.76% | 9.70% | <u>17.15%</u> | 32.12% | – | 2.03% | 20.89% | 13.13% | <u>21.69%</u> | 24.33% | – | 5.59% | 4.73% | –3.28% | <u>6.67%</u> | 10.99% |
| Lastfm-2k | \mathcal{D}^1 | 0.0427 | 0.0570 | 0.0499 | 0.0464 | 0.0479 | 0.0616 | 0.0378 | 0.0476 | 0.0448 | 0.0453 | 0.0536 | 0.0469 | 0.0495 | 0.0493 | 0.0523 | 0.0522 | 0.0554 | 0.0612 |
| | \mathcal{D}^2 | 0.0498 | 0.0497 | 0.0540 | 0.0545 | 0.0603 | 0.0555 | 0.0422 | 0.0490 | 0.0441 | 0.0485 | 0.0529 | 0.0536 | 0.0485 | 0.0496 | 0.0562 | 0.0554 | 0.0580 | 0.0593 |
| | \mathcal{D}^3 | 0.0489 | 0.0595 | 0.0502 | 0.0597 | 0.0475 | 0.0629 | 0.0448 | 0.0399 | 0.0482 | 0.0382 | 0.0429 | 0.0514 | 0.0465 | 0.0387 | 0.0467 | 0.0483 | 0.0481 | 0.0461 |
| | Avg | 0.0471 | <u>0.0554</u> | 0.0513 | 0.0535 | 0.0519 | 0.0600* | 0.0416 | 0.0455 | 0.0440 | 0.0498 | <u>0.0506</u> | 0.0533 | 0.0482 | 0.0459 | 0.0518 | 0.0520 | <u>0.0539</u> | 0.0555* |
| | Improv. | – | <u>17.54%</u> | 8.93% | 13.58% | 10.10% | 27.30% | – | 9.42% | 9.82% | 5.80% | <u>19.78%</u> | 21.71% | – | –4.80% | 7.46% | 7.88% | <u>11.80%</u> | 15.30% |
| HetRec2011 | \mathcal{D}^1 | 0.0764 | 0.0825 | 0.0803 | OOM | 0.0785 | 0.0836 | 0.0696 | 0.0718 | 0.0774 | OOM | 0.0742 | 0.0817 | 0.0848 | 0.0740 | 0.0846 | OOM | 0.0880 | 0.0846 |
| | \mathcal{D}^2 | 0.0716 | 0.0639 | 0.0681 | – | 0.0668 | 0.0757 | 0.0678 | 0.0501 | 0.0708 | – | 0.0615 | 0.0713 | 0.0791 | 0.0540 | 0.0727 | – | 0.0663 | 0.0817 |
| | \mathcal{D}^3 | 0.0941 | 0.0883 | 0.0954 | – | 0.1004 | 0.1004 | 0.0848 | 0.0594 | 0.0945 | – | 0.1055 | 0.0931 | 0.1047 | 0.0529 | 0.1043 | – | 0.1020 | 0.1074 |
| | Avg | 0.0807 | 0.0782 | 0.0813 | – | 0.0819 | 0.0866* | 0.0740 | 0.0604 | 0.0809 | – | 0.0804 | 0.0820* | 0.0896 | 0.0603 | 0.0872 | – | 0.0855 | 0.0913* |
| | Improv. | – | –3.01% | 0.73% | – | <u>1.50%</u> | 7.3% | – | –18.39% | <u>9.26%</u> | – | 8.56% | 10.78% | – | –32.68% | –2.64% | – | –4.58% | 1.89% |
| Dataset | R@20 | FedMF | | | | | | FedNCF | | | | | | PFedRec | | | | | |
| | | FT | Reg | KD | RLP2 | SPP | F ³ CRec | FT | Reg | KD | RLP2 | SPP | F ³ CRec | FT | Reg | KD | RLP2 | SPP | F ³ CRec |
| ML-100k | \mathcal{D}^1 | 0.1270 | 0.1411 | 0.1512 | 0.1391 | 0.1417 | 0.1564 | 0.1934 | 0.1969 | 0.1785 | 0.1821 | 0.1851 | 0.2016 | 0.1588 | 0.1485 | 0.1539 | 0.1619 | 0.1532 | 0.1497 |
| | \mathcal{D}^2 | 0.1319 | 0.1447 | 0.1422 | 0.1363 | 0.1351 | 0.1531 | 0.1380 | 0.1512 | 0.1441 | 0.1231 | 0.1415 | 0.1681 | 0.1556 | 0.1394 | 0.1418 | 0.1526 | 0.1547 | 0.1564 |
| | \mathcal{D}^3 | 0.1563 | 0.1648 | 0.1625 | 0.1735 | 0.1747 | 0.1944 | 0.1686 | 0.1912 | 0.1866 | 0.1877 | 0.1922 | 0.2076 | 0.1977 | 0.1980 | 0.1892 | 0.1941 | 0.1973 | 0.2230 |
| | Avg | 0.1384 | 0.1502 | <u>0.1520</u> | 0.1496 | 0.1505 | 0.1680* | 0.1666 | <u>0.1797</u> | 0.1697 | 0.1643 | 0.1729 | 0.1924* | <u>0.1707</u> | 0.1620 | 0.1616 | 0.1695 | 0.1684 | 0.1764* |
| | Improv. | – | 8.51% | <u>9.79%</u> | 8.12% | 8.73% | 21.36% | – | <u>7.87%</u> | 1.86% | –1.40% | 3.78% | 15.48% | – | –5.11% | –5.33% | –0.69% | –1.36% | 3.32% |
| ML-Latest-Small | \mathcal{D}^1 | 0.0724 | 0.0957 | 0.0868 | 0.0942 | 0.0933 | 0.0965 | 0.0780 | 0.0824 | 0.0906 | 0.0822 | 0.0982 | 0.1025 | 0.1023 | 0.1170 | 0.1174 | 0.0927 | 0.1115 | 0.0964 |
| | \mathcal{D}^2 | 0.0762 | 0.0771 | 0.1125 | 0.0932 | 0.0936 | 0.1126 | 0.0573 | 0.0754 | 0.1114 | 0.0824 | 0.1178 | 0.1277 | 0.1030 | 0.0924 | 0.1005 | 0.0949 | 0.1060 | 0.1224 |
| | \mathcal{D}^3 | 0.1066 | 0.1269 | 0.0924 | 0.0852 | 0.1277 | 0.1158 | 0.1018 | 0.0892 | 0.1028 | 0.1162 | 0.1169 | 0.1112 | 0.0958 | 0.1116 | 0.1147 | 0.1146 | 0.1034 | 0.1149 |
| | Avg | 0.0851 | 0.0999 | 0.0972 | 0.0909 | <u>0.1049</u> | 0.1083* | 0.0790 | 0.0823 | 0.1016 | 0.0936 | <u>0.1110</u> | 0.1138* | 0.1004 | 0.1070 | <u>0.1109</u> | 0.0974 | 0.1070 | 0.1113* |
| | Improv. | – | 17.42% | 14.27% | 6.81 | <u>23.29%</u> | 27.30% | – | 4.18% | 28.54% | 18.42% | <u>40.46%</u> | 43.98% | – | 6.61% | <u>10.48%</u> | –2.97% | 6.60% | 10.87% |
| Lastfm-2k | \mathcal{D}^1 | 0.0903 | 0.0907 | 0.0909 | 0.0929 | 0.0868 | 0.0964 | 0.0814 | 0.0955 | 0.0909 | 0.0842 | 0.0925 | 0.1066 | 0.0825 | 0.0937 | 0.0830 | 0.0882 | 0.0897 | 0.1109 |
| | \mathcal{D}^2 | 0.0858 | 0.0802 | 0.0958 | 0.0943 | 0.1104 | 0.0997 | 0.0737 | 0.0940 | 0.0768 | 0.0868 | 0.0978 | 0.0960 | 0.0847 | 0.0867 | 0.0952 | 0.1007 | 0.0988 | 0.1048 |
| | \mathcal{D}^3 | 0.0825 | 0.1006 | 0.0943 | 0.0968 | 0.0918 | 0.1062 | 0.0851 | 0.0776 | 0.0938 | 0.0794 | 0.0934 | 0.0977 | 0.0931 | 0.0809 | 0.0817 | 0.1046 | 0.0925 | 0.0929 |
| | Avg | 0.0862 | 0.0905 | 0.0937 | 0.0947 | 0.0964 | 0.1008* | 0.0801 | 0.0890 | 0.0872 | 0.0834 | 0.0945 | 0.1001* | 0.0868 | 0.0871 | 0.0867 | 0.0978 | 0.0937 | 0.1029 |
| | Improv. | – | 5.02% | 8.68% | 9.86% | <u>11.81%</u> | 16.91% | – | 11.18% | 8.89% | 4.20% | <u>18.08%</u> | 24.98% | – | 0.37% | –0.14% | <u>12.72%</u> | 7.93% | 18.53% |
| HetRec2011 | \mathcal{D}^1 | 0.1092 | 0.1068 | 0.1146 | OOM | 0.1078 | 0.1162 | 0.0930 | 0.0859 | 0.1062 | OOM | 0.1047 | 0.1070 | 0.1173 | 0.0953 | 0.1129 | OOM | 0.1241 | 0.1204 |
| | \mathcal{D}^2 | 0.0999 | 0.0862 | 0.0973 | – | 0.0966 | 0.1048 | 0.0932 | 0.0780 | 0.0950 | – | 0.0829 | 0.0958 | 0.1116 | 0.0839 | 0.1041 | – | 0.0902 | 0.1052 |
| | \mathcal{D}^3 | 0.1086 | 0.0938 | 0.1097 | – | 0.1114 | 0.1125 | 0.1040 | 0.0755 | 0.1046 | – | 0.1029 | 0.1032 | 0.1086 | 0.0684 | 0.1090 | – | 0.1086 | 0.1131 |
| | Avg | 0.1059 | 0.0956 | <u>0.1072</u> | – | 0.1053 | 0.1125* | 0.0967 | 0.0798 | <u>0.1019</u> | – | 0.1010 | 0.1034* | <u>0.1125</u> | 0.0825 | 0.1087 | – | 0.1076 | 0.1129 |
| | Improv. | – | –9.72% | <u>1.25%</u> | – | –0.60% | 6.26% | – | –17.52% | <u>5.38%</u> | – | 3.51% | 5.45% | – | –26.63% | –3.38% | – | –4.32% | 0.35% |

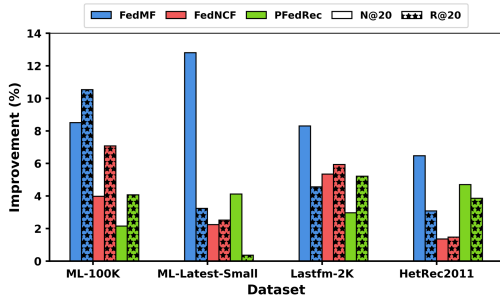


Figure 3: Improvement comparison of F³CRec and the second-best performing methods.

parameter deviation from the previous task; **KD**, a knowledge distillation approach that uses the Top-N item list obtained from the

previous model; **RLP2** [43], a replay-based method with an error memory that stores mispredictions for self-correction, applied in FedRec with user-wise memory due to privacy constraints; and **SPP** [17] that leverages a stability-plasticity proxy and ranking discrepancy-based replay memory, with proxies applied to both private (client) and public (server) parameters in the FL setting.

Implementation Details. All training and inference are conducted using PyTorch with CUDA on an RTX 3090 GPU and AMD EPYC 7313 CPU. We first train a base block model, then incrementally train on each data block (\mathcal{D}^1 , \mathcal{D}^2 , \mathcal{D}^3). Each client performs $E = 1$ local epoch per round. We use SGD optimizer, with learning rates selected per backbone: FedMF uses {0.1, 0.5, 1}, while FedNCF and PFedRec use [0.01,0.1] (step 0.01). λ_{KD} is tuned from [1e-5,1] in powers of 10. N is set to 30 or 50. ϵ is searched as follows: ML-100K and HetRec2011 use [1e-3,9e-3]; ML-Latest-Small [1e-5,9e-5]; and

Table 3: Results of various ablations on client-side.

| Dataset | Method | N@20 | Decrease. | R@20 | Decrease. |
|-----------|--------------------------|---------------|-----------|---------------|-----------|
| ML-100k | F³CRec | 0.1034 | – | 0.1680 | – |
| | w/o c.c | 0.0969 | -6.35% | 0.1509 | -10.17% |
| | w/o a.r.m | 0.0996 | -3.71% | 0.1544 | -8.07% |
| | FT | 0.0855 | -17.36% | 0.1384 | -17.60% |
| Lastfm-2K | F³CRec | 0.0600 | – | 0.1008 | – |
| | w/o c.c | 0.0536 | -10.65% | 0.0966 | -4.14% |
| | w/o a.r.m | 0.0534 | -11.06% | 0.0949 | -5.81% |
| | FT | 0.0471 | -21.45% | 0.0862 | -14.46% |

Lastfm-2K [1e-4,9e-4], all with step 1e-x. β is tuned in [0,1] (step 0.05). Embedding dimension is fixed to 32 and batch size to 512. Parameter transmission is unencrypted FedNCF and PFedRec use a 1-layer MLP. All baseline-specific hyperparameters follow original papers; for Reg and KD, we use same search ranges as F³CRec.

5.2 Main Performance

Table 2 reports the performance of CLRec methods across multiple data blocks on four datasets, and Figure 3 compares F³CRec with the second-best methods. Overall, F³CRec shows substantial improvements across three FedRec backbones with diverse architectures and optimization strategies.

Misalignment of existing CLRec with FedRec. F³CRec outperforms RLP2 and SPP, which adapt centralized CLRec methods to FedRec. F³CRec surpasses RLP2 by 4% to 22%. While RLP2 leverages global knowledge for modeling preference shifts, FL constraints limit it to local knowledge, leading to performance drops. In contrast, F³CRec captures preference shifts individually and item knowledge shifts globally, yielding superior performance. SPP achieves the best baseline performance in about half of the cases, yet F³CRec still outperforms SPP by 2% to 16%. Unlike SPP’s uniform retention across users and items, F³CRec uses personalized retention at the client and item-specific weighting at the server, enhancing effectiveness. F³CRec also outperforms Reg and KD, which rely solely on user-specific data, with gains of 4%–50% and 1%–33%, respectively. Reg applies a naive retention approach without considering preferences, whereas KD assumes equal retention for all users. F³CRec explicitly accounts for individual preference shifts, leading to superior results. Overall, existing CLRec methods are misaligned with FedRec due to neglecting decentralization. F³CRec effectively addresses this by retaining knowledge on both client and server sides.

Performance variability across FedRec models. While F³CRec improves all backbones, FedMF and FedNCF see larger gains than PFedRec, likely due to PFedRec’s separate updates of Φ_u and Q_u , which may disrupt retention. Nonetheless, F³CRec consistently improves performance across all backbones.

5.3 Closer Look on Client-side

5.3.1 Ablation Study on Client-side Continual Learning. We compare two variants: (1) *w/o c.c*, which omits client-side continual learning, applying only server-side learning with item-wise temporal mean; and (2) *w/o a.r.m*, which uses a fixed top- N item replay memory instead of adaptively determining the replay memory size per user. In the latter, knowledge distillation applies to all top- N items from the previous block.

Table 4: Performance degradation rate on previous tasks for static and dynamic users.

| Dataset | Method | F ³ CRec | w/o a.r.m | SPP |
|-----------|--------------|---------------------|-----------|--------|
| ML-100K | static user | 0.5583 | 0.6674 | 0.7039 |
| | dynamic user | 0.7162 | 0.7552 | 0.7860 |
| Lastfm-2K | static user | 0.2993 | 0.2772 | 0.2965 |
| | dynamic user | 0.3374 | 0.4567 | 0.5480 |

Table 5: Performance on previous task for static and dynamic users.

| Dataset | Method | F ³ CRec | w/o a.r.m | SPP |
|-----------|--------------|---------------------|---------------|---------------|
| ML-100K | static user | 0.0788 | 0.0783 | 0.0697 |
| | dynamic user | 0.0620 | 0.0592 | 0.0536 |
| Lastfm-2K | static user | 0.0681 | 0.0681 | 0.0634 |
| | dynamic user | 0.0263 | 0.0334 | 0.0368 |

Table 6: Results of various ablations on server-side.

| Dataset | Method | N@20 | Decrease. | R@20 | Decrease. |
|-----------|--------------------------|---------------|-----------|---------------|-----------|
| ML-100k | F³CRec | 0.1034 | – | 0.1680 | – |
| | w/o s.c | 0.0941 | -8.96% | 0.1491 | -11.25% |
| | w/o i.t.m | 0.0993 | -4.01% | 0.1569 | -6.60% |
| | FT | 0.0855 | -17.36% | 0.1384 | -17.60% |
| Lastfm-2K | F³CRec | 0.0600 | – | 0.1008 | – |
| | w/o s.c | 0.0545 | -9.15% | 0.0920 | -8.68% |
| | w/o i.t.m | 0.0545 | -9.19% | 0.0961 | -4.58% |
| | FT | 0.0471 | -21.45% | 0.0862 | -14.46% |

Table 3 shows results of the ablation study using FedMF with the ML-100K and Lastfm-2K datasets. Excluding adaptive replay memory decreases performance, and distilling knowledge from all top- N items without accounting for user preference shifts similarly reduces effectiveness.

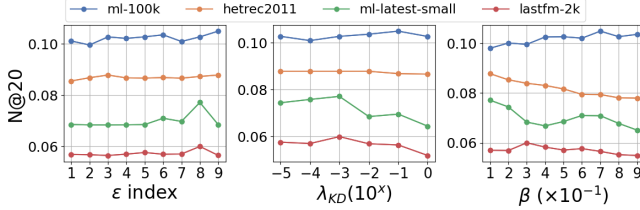
5.3.2 Analysis on Adaptive Replay Memory. We validate whether the proposed preference shift measure effectively distinguishes static users and dynamic users. We compute the shift (Eq.2) for users appearing in both \mathcal{D}^0 and \mathcal{D}^1 after the first training round on \mathcal{D}^1 . Users in the bottom 20% of preference shift are labeled static, and those in the top 20% dynamic. To assess preference change, the model trained on \mathcal{D}^0 is first evaluated on its test set of the same block. The model is then further trained on \mathcal{D}^1 and re-evaluated on the test set of \mathcal{D}^0 to assess knowledge preservation (Table 5) and performance degradation (Table 4), which is measured as $\frac{a_{0,0}-a_{1,0}}{a_{0,0}}$, where $a_{(t,s)}$ denotes performance when trained on \mathcal{D}^t and evaluated on \mathcal{D}^s . Experiments are conducted using FedMF with the N@20 metric on the ML-100K and Lastfm-2K datasets. Table 4 and 5 show that the proposed method effectively distinguishes static and dynamic users. Static users achieve higher N@20 and lower preference degradation rates while dynamic users show the opposite. This demonstrates the effectiveness of our preference shift measure and highlights its capability for adaptive, user-specific continual learning leveraging solely users’ own data without others.

5.4 Closer Look for Server-side

5.4.1 Ablation Study on item-wise temporal mean. Table 6 shows the ablation study of server-side continual learning with FedMF on ML-100K and Lastfm-2K. We evaluate two variants: (1) *w/o s.c*, where the server performs only pre-aggregation without

Table 7: Validation of item-wise temporal mean compared to same weight aggregation with static and dynamic items.

| Dataset | Type | static items | dynamic items | diff |
|------------------|---------------------|--------------|---------------|---------------|
| ML-100k | F ³ CRec | 0.0312 | 0.3038 | 0.2726 |
| | w/o i.t.m | 0.0470 | 0.2954 | 0.2484 |
| Lastfm-2K | F ³ CRec | 0.0516 | 0.5403 | 0.4887 |
| | w/o i.t.m | 0.0691 | 0.3305 | 0.2614 |

**Figure 4: Effects of FedMF's hyperparameters, ϵ , λ_{KD} , and β on $N@20$ across four datasets.**

preserving prior knowledge; and (2) *w/o i.t.m.*, where uniform temporal mean is applied across all items with fixed weight (i.e., β).

Both lead to performance drops, confirming the importance of item-wise temporal mean. In particular, *w/o s.c.* shows that omitting server-side retention harms performance, while *w/o i.t.m.* highlights the limitations of uniform temporal mean compared to item-specific weighting. These results validate the utility of item-wise temporal mean in server-side continual learning.

5.4.2 Analysis on Item-wise Temporal Mean. Table 7 validates the effectiveness of item-wise temporal mean (Sec 4.3.2) with FedMF. Static and dynamic items are defined as the bottom and top 20% in ϕ_i (Eq. 8), respectively. We evaluate users involved in training on \mathcal{D}^{t-1} but not on \mathcal{D}^t , enabling fair evaluation. Dynamic items with high ϕ_i are expected to show larger shifts in collaborative filtering (CF) signals compared to the previous data block, while static items remain stable. To verify this, we measure the rate of change in item rankings, calculated as $|rank_{u,i}^{t-1} - rank_{u,i}^t| / rank_{u,i}^{t-1}$, for users who are trained on \mathcal{D}^{t-1} but not on \mathcal{D}^t . The reported metric is averaged over three consecutive transitions: \mathcal{D}^1 to \mathcal{D}^0 , \mathcal{D}^2 to \mathcal{D}^1 , and \mathcal{D}^3 to \mathcal{D}^2 .

Table 7 shows that static items consistently have lower ranking change rates than dynamic ones, supporting the use of $\frac{1}{1+\phi_i}$ for distinguishing them. Compared to uniform temporal mean, item-wise temporal mean yields lower change rates for static items and higher for dynamic ones, indicating better preservation of stable CF signals and responsiveness to dynamic shifts. Lastly, the larger gap in ranking change rates between static and dynamic items under adaptive aggregation highlights its effectiveness in adjusting CF signal reflection and preserving user preferences.

5.5 Hyperparameter Study

Figure 4 illustrates the effects of hyperparameters (ϵ , λ_{KD} , β) on FedMF performance ($N@20$), averaged over \mathcal{D}^1 - \mathcal{D}^3 . The sampling factor ϵ , which controls the amount of retained past data, is dataset-specific in scale (ML-100K, HetRec2011: 10^{-3} ; Lastfm-2K: 10^{-4} ; ML-Latest-Small: 10^{-5}). While ML-100K exhibits irregular trends, other datasets show improved performance with larger ϵ , indicating that reducing reliance on past data aids adapting preference

Table 8: Performance with various noise intensity λ

| Dataset | Noise ratio | $\lambda = 0$ | $\lambda = 0.1$ | $\lambda = 0.2$ | $\lambda = 0.3$ | $\lambda = 0.4$ | $\lambda = 0.5$ |
|------------------------|-------------|---------------|-----------------|-----------------|-----------------|-----------------|-----------------|
| ML-100K | NDCG@20 | 0.1034 | 0.1021 | 0.0959 | 0.0951 | 0.1004 | 0.0950 |
| | Recall@20 | 0.1680 | 0.1661 | 0.1584 | 0.1620 | 0.1633 | 0.1643 |
| ML-Latest-Small | NDCG@20 | 0.0758 | 0.0613 | 0.0632 | 0.0658 | 0.0602 | 0.0614 |
| | Recall@20 | 0.1083 | 0.0870 | 0.0945 | 0.0936 | 0.0776 | 0.0836 |
| Lastfm-2K | NDCG@20 | 0.0600 | 0.0530 | 0.0526 | 0.0516 | 0.0501 | 0.0493 |
| | Recall@20 | 0.1008 | 0.0978 | 0.0969 | 0.1018 | 0.0929 | 0.0922 |
| HetRec2011 | NDCG@20 | 0.0872 | 0.0829 | 0.0854 | 0.0811 | 0.0824 | 0.0794 |
| | Recall@20 | 0.1105 | 0.1055 | 0.1055 | 0.1019 | 0.1024 | 0.1053 |

shifts. The KD coefficient λ_{KD} improves performance at moderate values but degrades beyond certain thresholds—except for ML-100K—suggesting that overemphasis on prior knowledge hinders adaptation to new data. The parameter β , regulating retention at the server, benefits ML-100K with stable preferences, but higher values harm performance in datasets with greater shifts (ML-Latest-Small, Lastfm-2K, and HetRec2011), where reduced retention enhances adaptability. Overall, hyperparameter tuning has a modest impact, typically varying performance by less than 0.01 in $N@20$. Thus, maintaining hyperparameters within reasonable ranges ensures stable performance without extensive optimization, balancing stability and adaptability in federated continual recommendation scenarios.

5.6 Privacy-Preserving

Although private parameters and interaction data remain private in FL settings, information leakage may occur when transmitting public parameters to the server. Given a user u with n_u^+ positive and n_u^- negative items, the server can compare $Q_g^{t,r-1}$ and $Q_u^{t,r}$ to estimate the probability of an item being positive as $n_u^+ / (n_u^+ + n_u^-)$, compromising privacy. To mitigate this, we add zero-mean Laplace noise to user updates before transmission: $Q_u^{t,r} = Q_u^{t,r} + \text{Laplace}(0, \lambda)$, where λ controls the noise intensity. While not a formal local differential privacy (LDP) mechanism, this strategy is loosely motivated by LDP principles [5, 38, 39]. We evaluate the performance of F³CRec with FedMF under varying noise intensities $\lambda \in \{0, 0.1, 0.2, 0.3, 0.4, 0.5\}$ across four datasets, averaged over all data blocks (Table 8). Results show that even with stronger noise, performance degradation remains low, indicating our method reduces privacy leakage during aggregation without sacrificing utility.

6 Conclusion

We argue that existing CLRec methods are misaligned with the FL setting and that no prior work explicitly addresses this gap. To this end, we propose a new task, FCRec, and present F³CRec—the first framework designed for FCRec. F³CRec incorporates two key components: Adaptive Replay Memory, which leverages user-specific preference shifts for selective client-side retention, and Item-wise Temporal Mean, which adaptively aggregates item embeddings at the server for task-aware knowledge preservation. Extensive experiments confirm the superiority of F³CRec under federated privacy constraints, and further analysis highlights its effectiveness in capturing dynamic, user- and item-level shifts.

7 Acknowledgement

This work was supported by IITP grant funded by the MSIT (No.2018-0-00584, RS-2019-II191906), the NRF grand funded by the MSIT (South Korea, No. RS-2024-00335873, RS-2023-00217286).

8 GenAI Usage Disclosure

To enhance the manuscript's clarity and style, we used a generative language model (GPT 4o) to assist with grammar correction, academic expression, and sentence fluency, based on the authors' original draft. However, all core ideas, including the main (technical) contributions, method design, experimental setup, and analysis, were entirely conceived and developed by the authors. All figures, including method diagrams and experimental results, were created solely by the authors without any assistance from generative models.

References

- [1] Muhammad Ammad-Ud-Din, Elena Ivannikova, Suleiman A Khan, Were Oyomno, Qiang Fu, Kuan Eek Tan, and Adrian Flanagan. 2019. Federated collaborative filtering for privacy-preserving personalized recommendation system. *arXiv preprint arXiv:1901.09888* (2019).
- [2] Guohao Cai, Jieming Zhu, Quanyu Dai, Zhenhua Dong, Xiuqiang He, Ruiming Tang, and Rui Zhang. 2022. Reloop: A self-correction continual learning loop for recommender systems. In *Proceedings of the 45th International ACM SIGIR Conference on Research and Development in Information Retrieval*. 2692–2697.
- [3] Iván Cantador, Peter Brusilovsky, and Tsvi Kuflik. 2011. 2nd Workshop on Information Heterogeneity and Fusion in Recommender Systems (HetRec 2011). In *Proceedings of the 5th ACM conference on Recommender systems* (Chicago, IL, USA) (RecSys 2011). ACM, New York, NY, USA.
- [4] Di Chai, Leye Wang, Kai Chen, and Qiang Yang. 2020. Secure federated matrix factorization. *IEEE Intelligent Systems* 36, 5 (2020), 11–20.
- [5] Woo-Seok Choi, Matthew Tomei, Jose Rodrigo Sanchez Vicarte, Pavan Kumar Hanumolu, and Rakesh Kumar. 2018. Guaranteeing Local Differential Privacy on Ultra-Low-Power Systems. In *2018 ACM/IEEE 45th Annual International Symposium on Computer Architecture (ISCA)*. 561–574. doi:10.1109/ISCA.2018.00053
- [6] Jaime Hieu Do and Hady W Lauw. 2023. Continual Collaborative Filtering Through Gradient Alignment. In *Proceedings of the 17th ACM Conference on Recommender Systems*. 1133–1138.
- [7] Jiahua Dong, Lixu Wang, Zhen Fang, Gan Sun, Shichao Xu, Xiao Wang, and Qi Zhu. 2022. Federated Class-Incremental Learning. arXiv:2203.11473 [cs.LG] <https://arxiv.org/abs/2203.11473>
- [8] Prachi Garg, Rohit Saluja, Vineeth N Balasubramanian, Chetan Arora, Anbumani Subramanian, and C. V. Jawahar. 2021. Multi-Domain Incremental Learning for Semantic Segmentation. arXiv:2110.12205 [cs.CV] <https://arxiv.org/abs/2110.12205>
- [9] Lei Guo, Ziang Lu, Junliang Yu, Quoc Viet Hung Nguyen, and Hongzhi Yin. 2024. Prompt-enhanced Federated Content Representation Learning for Cross-domain Recommendation. In *Proceedings of the ACM on Web Conference 2024*. 3139–3149.
- [10] F Maxwell Harper and Joseph A Konstan. 2015. The movielens datasets: History and context. *Acm transactions on interactive intelligent systems (tiis)* 5, 4 (2015), 1–19.
- [11] Xiangnan He, Lizi Liao, Hanwang Zhang, Liqiang Nie, Xia Hu, and Tat-Seng Chua. 2017. Neural collaborative filtering. In *Proceedings of the 26th international conference on world wide web*. 173–182.
- [12] Xinrui He, Shuo Liu, Jacky Keung, and Jingrui He. 2024. Co-clustering for Federated Recommender System. In *Proceedings of the ACM on Web Conference 2024*. 3821–3832.
- [13] Geoffrey Hinton. 2015. Distilling the Knowledge in a Neural Network. *arXiv preprint arXiv:1503.02531* (2015).
- [14] Ching-Yi Hung, Cheng-Hao Tu, Cheng-En Wu, Chien-Hung Chen, Yi-Ming Chan, and Chu-Song Chen. 2019. Compacting, Picking and Growing for Unforgetting Continual Learning. In *Advances in Neural Information Processing Systems*, H. Wallach, H. Larochelle, A. Beygelzimer, F. d'Alché-Buc, E. Fox, and R. Garnett (Eds.), Vol. 32. Curran Associates, Inc. https://proceedings.neurips.cc/paper_files/paper/2019/file/3b220b436e5f3d917a1e649a0dc0281c-Paper.pdf
- [15] Yehuda Koren, Robert Bell, and Chris Volinsky. 2009. Matrix factorization techniques for recommender systems. *Computer* 42, 8 (2009), 30–37.
- [16] Wonbin Kweon, SeongKu Kang, and Hwanjo Yu. 2021. Bidirectional distillation for top-K recommender system. In *Proceedings of the Web Conference 2021*. 3861–3871.
- [17] Gyuseok Lee, SeongKu Kang, Wonbin Kweon, and Hwanjo Yu. 2024. Continual Collaborative Distillation for Recommender System. In *Proceedings of the 30th ACM SIGKDD Conference on Knowledge Discovery and Data Mining*. 1495–1505.
- [18] Yichen Li, Wenchao Xu, Haozhao Wang, Ruixuan Li, Yining Qi, and Jingcai Guo. 2024. Personalized Federated Domain-Incremental Learning based on Adaptive Knowledge Matching. arXiv:2407.05005 [cs.LG] <https://arxiv.org/abs/2407.05005>
- [19] Sichun Luo, Yuanzhang Xiao, Xinyi Zhang, Yang Liu, Wenbo Ding, and Linqi Song. 2024. Perfedrec++: Enhancing personalized federated recommendation with self-supervised pre-training. *ACM Transactions on Intelligent Systems and Technology* 15, 5 (2024), 1–24.
- [20] Brendan McMahan, Eider Moore, Daniel Ramage, Seth Hampson, and Blaise Agüera y Arcas. 2017. Communication-efficient learning of deep networks from decentralized data. In *Artificial intelligence and statistics*. PMLR, 1273–1282.
- [21] Fei Mi, Xiaoyu Lin, and Boi Faltings. 2020. Ader: Adaptively distilled exemplar replay towards continual learning for session-based recommendation. In *Proceedings of the 14th ACM Conference on Recommender Systems*. 408–413.
- [22] Khalil Muhammad, Qinqin Wang, Diarmuid O'Reilly-Morgan, Elias Tragos, Barry Smyth, Neil Hurley, James Geraci, and Aonghus Lawlor. 2020. Fedfast: Going beyond average for faster training of federated recommender systems. In *Proceedings of the 26th ACM SIGKDD international conference on knowledge discovery & data mining*. 1234–1242.
- [23] Ngoc-Hieu Nguyen, Tuan-Anh Nguyen, Tuan Nguyen, Vu Tien Hoang, Dung D Le, and Kok-Seng Wong. 2024. Towards Efficient Communication and Secure Federated Recommendation System via Low-rank Training. In *Proceedings of the ACM on Web Conference 2024*. 3940–3951.
- [24] Stuart L Pardo. 2018. The california consumer privacy act: Towards a european-style privacy regime in the united states. *J. Tech. L. & Pol'y* 23 (2018), 68.
- [25] Vasileios Perifanis and Pavlos S Efraimidis. 2022. Federated neural collaborative filtering. *Knowledge-Based Systems* 242 (2022), 108441.
- [26] Liang Qu, Ningzhi Tang, Ruiqi Zheng, Quoc Viet Hung Nguyen, Zi Huang, Yuhui Shi, and Hongzhi Yin. 2023. Semi-decentralized federated ego graph learning for recommendation. In *Proceedings of the ACM Web Conference 2023*. 339–348.
- [27] Zehua Sun, Yonghui Xu, Yong Liu, Wei He, Lanju Kong, Fangzhao Wu, Yali Jiang, and Lizhen Cui. 2024. A survey on federated recommendation systems. *IEEE Transactions on Neural Networks and Learning Systems* (2024).
- [28] Antti Tarvainen and Harri Valpola. 2017. Mean teachers are better role models: Weight-averaged consistency targets improve semi-supervised deep learning results. *Advances in neural information processing systems* 30 (2017).
- [29] Paul Voigt and Axel Von dem Bussche. 2017. The eu general data protection regulation (gdpr). *A Practical Guide, 1st Ed., Cham: Springer International Publishing* 10, 3152676 (2017), 10–5555.
- [30] Yueneng Wang, Yingxue Zhang, and Mark Coates. 2021. Graph structure aware contrastive knowledge distillation for incremental learning in recommender systems. In *Proceedings of the 30th ACM International Conference on Information & Knowledge Management*. 3518–3522.
- [31] Yueneng Wang, Yingxue Zhang, Antonios Valkanias, Ruiming Tang, Chen Ma, Jianye Hao, and Mark Coates. 2023. Structure aware incremental learning with personalized imitation weights for recommender systems. In *Proceedings of the AAAI Conference on Artificial Intelligence*, Vol. 37. 4711–4719.
- [32] Max Welling. 2009. Herding dynamical weights to learn. In *Proceedings of the 26th annual international conference on machine learning*. 1121–1128.
- [33] Chuhan Wu, Fangzhao Wu, Lingjuan Lyu, Tao Qi, Yongfeng Huang, and Xing Xie. 2022. A federated graph neural network framework for privacy-preserving personalization. *Nature Communications* 13, 1 (2022), 3091.
- [34] Yishi Xu, Yingxue Zhang, Wei Guo, Hui Feng Guo, Ruiming Tang, and Mark Coates. 2020. Graphsail: Graph structure aware incremental learning for recommender systems. In *Proceedings of the 29th ACM International Conference on Information & Knowledge Management*. 2861–2868.
- [35] Bo Yan, Yang Cao, Haoyu Wang, Wenchuan Yang, Junping Du, and Chuan Shi. 2024. Federated heterogeneous graph neural network for privacy-preserving recommendation. In *Proceedings of the ACM on Web Conference 2024*. 3919–3929.
- [36] Wei Yuan, Chaoqun Yang, Quoc Viet Hung Nguyen, Lizhen Cui, Tiek He, and Hongzhi Yin. 2023. Interaction-level membership inference attack against federated recommender systems. In *Proceedings of the ACM Web Conference 2023*. 1053–1062.
- [37] Chunxu Zhang, Guodong Long, Hongkuan Guo, Xiao Fang, Yang Song, Zhaojie Liu, Guorui Zhou, Zijian Zhang, Yang Liu, and Bo Yang. 2024. Federated Adaptation for Foundation Model-based Recommendations. In *Proceedings of the Thirty-Third International Joint Conference on Artificial Intelligence*. 5453–5461.
- [38] Chunxu Zhang, Guodong Long, Tianyi Zhou, Peng Yan, Zijian Zhang, Chengqi Zhang, and Bo Yang. 2023. Dual personalization on federated recommendation. *arXiv preprint arXiv:2301.08143* (2023).
- [39] Chunxu Zhang, Guodong Long, Tianyi Zhou, Zijian Zhang, Peng Yan, and Bo Yang. 2024. GPFedRec: Graph-guided personalization for federated recommendation. In *Proceedings of the 30th ACM SIGKDD Conference on Knowledge Discovery and Data Mining*. 4131–4142.
- [40] Chunxu Zhang, Guodong Long, Tianyi Zhou, Zijian Zhang, Peng Yan, and Bo Yang. 2024. When Federated Recommendation Meets Cold-Start Problem: Separating Item Attributes and User Interactions. In *Proceedings of the ACM on Web Conference 2024*. 3632–3642.
- [41] Kai Zhong, Zhengping Ding, Haifeng Zhang, Hongtian Chen, and Enrico Zio. 2024. Simultaneous Fault Diagnosis and Size Estimation Using Multitask Federated Incremental Learning. *IEEE Transactions on Reliability* (2024), 1–12. doi:10.1109/TR.2024.3402308

- [42] Da-Wei Zhou, Hai-Long Sun, Han-Jia Ye, and De-Chuan Zhan. 2024. Expandable Subspace Ensemble for Pre-Trained Model-Based Class-Incremental Learning. arXiv:2403.12030 [cs.CV] <https://arxiv.org/abs/2403.12030>
- [43] Jieming Zhu, Guohao Cai, Junjie Huang, Zhenhua Dong, Ruiming Tang, and Weinan Zhang. 2023. ReLoop2: Building Self-Adaptive Recommendation Models via Responsive Error Compensation Loop. In *Proceedings of the 29th ACM SIGKDD Conference on Knowledge Discovery and Data Mining*. 5728–5738.