

Local–global correlations of dynamics on disordered energy landscapes

Jacob Calvert^{*,†}

Dana Randall[‡]

Abstract

The stationary distribution of a continuous-time Markov chain generally arises from a complicated global balance of probability fluxes. Nevertheless, empirical evidence shows that the effective potential, defined as the negative logarithm of the stationary distribution, is often highly correlated with a simple local property of a state—the logarithm of its exit rate. To better understand why and how typically this correlation is high, we study reversible reaction kinetics on energy landscapes consisting of Gaussian wells and barriers, respectively associated with the vertices and edges of regular graphs. We find that for the correlation to be high it suffices for the heights of the barriers to vary significantly less than the depths of the wells, regardless of the degree of the underlying graph. As an application, we bound below the expected correlation exhibited by dynamics of the random energy model, known as the Bouchaud trap model. We anticipate that the proof, which combines a general lower bound of the expected correlation with the Gaussian concentration inequality, can be extended to several other classes of models.

1 Introduction

Continuous-time Markov chains play a fundamental role in stochastic thermodynamics, which seeks to extend the ideas of classical thermodynamics to systems that are “small” or “far” from equilibrium [VE15]. In this context, Markov chains primarily serve to model the mesoscopic dynamics of physical system, but can also describe the effective macroscopic dynamics that emerges from it [FE25]. The connection between Markov chains and thermodynamics begins with the idea that a stationary Markov chain satisfying detailed balance is analogous to the steady state of a physical system in thermal equilibrium, partly because both are statistically time-reversible [ZS07]. The stationary distributions of nonreversible Markov chains, which are instead maintained by a global balance of probability fluxes along cycles of states, correspondingly model nonequilibrium steady states. The key observation is that important thermodynamic properties of a system, like entropy production, can be expressed in terms of these cycle fluxes [Sch76]. For this reason, many

^{*}Institute for Data Engineering and Science, Georgia Institute of Technology, Atlanta, GA 30332.

[†]Santa Fe Institute, Santa Fe, NM 87501.

[‡]School of Computer Science, Georgia Institute of Technology, Atlanta, GA 30332.

Email addresses: calvert@gatech.edu, randall@cc.gatech.edu.

results of stochastic thermodynamics—including fluctuation theorems [Cro98, LS99, AG07], thermodynamic uncertainty relations [BS15, GHPE16], bounds on nonequilibrium response [OGH20, AE24], and force-flow relations [YD25]—concern the way and extent to which Markov chains violate detailed balance.

1.1 Arrhenius parameterization

With the connection between Markov chains and thermodynamics in mind, we express the transition rates in the form of a generalized Arrhenius law [DS20, OGH20, PanAE24, AE24, APanE25, FDV25]. To be precise, we consider a continuous-time Markov chain that is irreducible on a set of $n \geq 2$ states, which we denote by $[n] = \{1, \dots, n\}$. For simplicity, we conflate the Markov chain with its transition rate matrix, which we denote by $\mathbf{Q} = (Q_{ij})_{i,j \in [n]}$. We view its states as the vertices of an underlying adjacency graph G , an edge (i, j) of which is present if and only if the corresponding transition rate Q_{ij} is positive. We express these transition rates as

$$Q_{ij} = \exp(W_i - B_{ij} + F_{ij}), \quad (i, j) \in E(G), \quad (1)$$

in terms of vertex parameters W_i , symmetric edge parameters $B_{ij} = B_{ji}$, and anti-symmetric edge parameters $F_{ij} = -F_{ji}$, all real numbers.¹ Here and throughout, G is a simple graph with undirected edges and vertex set $[n]$.

As [OGH20] explains, the transition rates when cast in this form are reminiscent of the Arrhenius expression for the reaction rates of a physical system evolving in a landscape of energy wells W_i and energy barriers B_{ij} , driven by forces F_{ij} (Fig. 1a). While the analogy is imperfect, it is accurate in the following important respect. In the absence of forcing (i.e., $F_{ij} = 0$ for all i and j), the Markov chain satisfies detailed balance and its stationary distribution $\pi = (\pi_i)_{i \in [n]}$ has the Boltzmann form:

$$\pi_i \propto \exp(-W_i). \quad (2)$$

In reference to Eq. (2), even when a Markov chain violates detailed balance, the quantity $-\log \pi_i$ is referred to as the effective potential of state i [Str20].

1.2 Local–global correlations in Markov chains

While the results of stochastic thermodynamics generally concern the way and extent to which detailed balance fails, an emerging perspective instead emphasizes the relationship between local dynamical information and the global steady state distribution [CBV⁺21, CR24, CdHR25]. In Markov chain terms, the key observation is that, in many cases, the effective potential of a state is highly collinear with the logarithm of its exit rate

$$q_i = \sum_{j: j \sim i} Q_{ij},$$

where $j \sim i$ indicates that (i, j) is an edge of G (Fig. 1b). We measure the collinearity of these quantities using their correlation for a uniformly random state $I \in [n]$:

$$\rho = \text{Corr}(-\log \pi_I, \log q_I) = -\frac{\text{Cov}(\log \pi_I, \log q_I)}{\sqrt{\text{Var}(\log \pi_I) \text{Var}(\log q_I)}}. \quad (3)$$

¹Note that this parameterization is not unique.

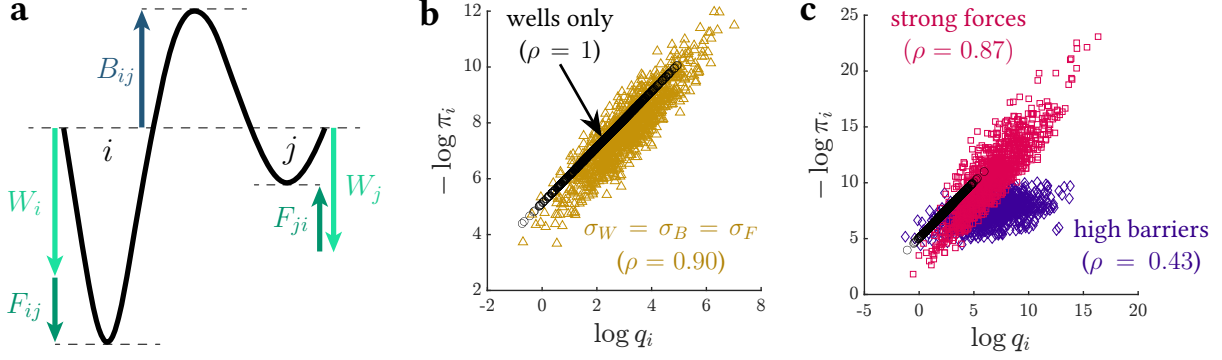


Figure 1: Local–global correlations in Arrhenius-like dynamics. **(a)** The transition rates in Eq. (1) evoke the Arrhenius expression for the dynamics of a physical system in an energy landscape of wells W_i , separated by symmetric barriers $B_{ij} = B_{ji}$, and driven by anti-symmetric forces $F_{ij} = -F_{ji}$. **(b)** When these components are independent, centered normal random variables with standard deviations $\sigma_W = \sigma_B = \sigma_F = 1$, the effective potential $-\log \pi_i$ of the resulting Markov chain is highly collinear with $\log q_i$ (yellow triangles represent individual states). For comparison, in the absence of barriers and forces (i.e., $\sigma_B = \sigma_F = 0$), the effective potential $-\log \pi_i$ and the log exit rates $\log q_i$ are perfectly collinear because $\pi_i \propto 1/q_i$ (black circles). **(c)** Collinearity is greater in the presence of strong forces, which violate detailed balance ($\sigma_F = 4\sigma_W$, $\sigma_B = 0$; red squares), than in the presence of barrier heights of equal magnitude, which preserve it ($\sigma_B = 4\sigma_W$, $\sigma_F = 0$; blue diamonds). In all cases, $\sigma_W = 1$, $n = 2^{10}$, the adjacency graph G is the 10-dimensional hypercube, and ρ denotes the correlation coefficient.

Note that ρ is well defined whenever π_I and q_I have positive, finite variances.

The effective potential $-\log \pi_i$ is a global property of a Markov chain, in the sense that estimating it from a trajectory generally requires the observation of multiple returns to state i , which can entail visits to faraway states (see [LOS13], for example). In contrast, to estimate q_i , it suffices to repeatedly initialize the Markov chain in state i and average the times it takes to leave, because the exit rate q_i is equal to the reciprocal of the expected duration of a visit to state i . In this sense, $\log q_i$ is a local property of a state, and ρ measures a local–global correlation.

An intriguing aspect of ρ , especially in the context of stochastic thermodynamics, is that the extent of correlation is generally unrelated to whether a Markov chain satisfies detailed balance (Fig. 1c). It is therefore especially important to understand why and how typically systems exhibit high correlation. In [CR24], we derived a formula for ρ in terms of two further Markov chain parameters, and empirically studied ρ in Markov chains that arise in various scientific domains. However, no previous work has rigorously estimated ρ in a broad class of Markov chains.

2 Main results

To better understand why high correlation arises, and how typically it does so, we fix a graph G and analyze the correlation exhibited by Arrhenius-like dynamics on a disordered energy landscape consisting of wells and barriers alone (Fig. 2). Given well depths $\mathbf{W} = (W_i)_{i \in V(G)}$ and barrier heights $\mathbf{B} = (B_{ij})_{(i,j) \in E(G)}$ on G , we define $\mathbf{Q} = \text{Arr}_G(\mathbf{W}, \mathbf{B})$ to be the transition rate matrix with entries

$$Q_{ij} = \exp(W_i - B_{ij}), \quad (i, j) \in E(G). \quad (4)$$

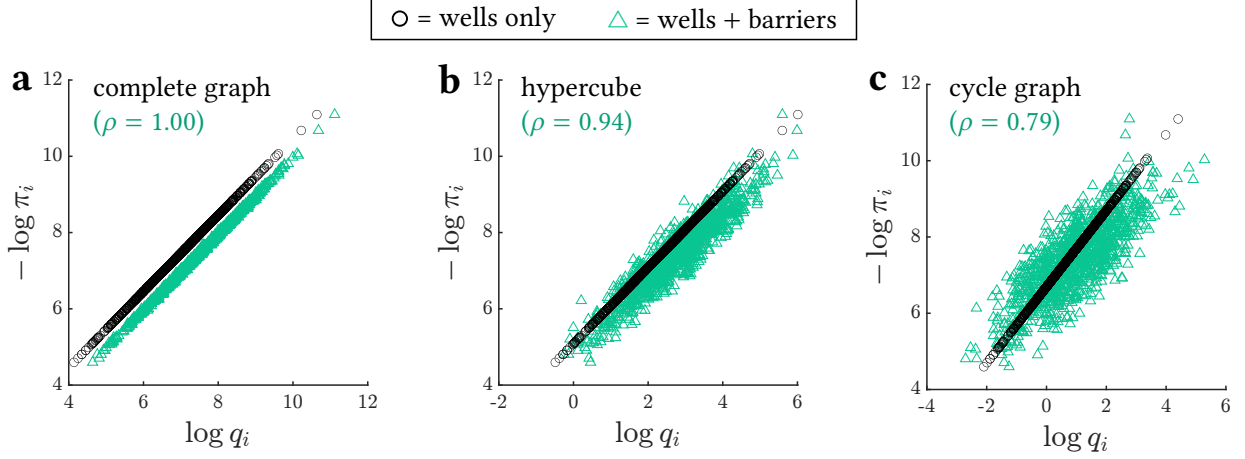


Figure 2: Local–global correlations in reversible Arrhenius-like dynamics on regular graphs. In the absence of barriers and forces ($\sigma_W = 1$ and $\sigma_B = \sigma_F = 0$, black circles), the effective potential ($-\log \pi_i$) and log exit rates ($\log q_i$) are perfectly collinear and $\rho = 1$. Collinearity approximately persists when the typical barrier height is equal to the typical well depth ($\sigma_W = \sigma_B = 1$ and $\sigma_F = 0$, green triangles), when the adjacency graph G is (a) the complete graph, (b) the hypercube, and (c) the cycle graph. In all cases, $n = 2^{10}$.

Definition 2.1. Let σ_W and σ_B be positive real numbers and let G be a graph. We define a (σ_W, σ_B) -disordered energy landscape on G to be a pair (\mathbf{W}, \mathbf{B}) of i.i.d. $\mathcal{N}(0, \sigma_W^2)$ well depths $\mathbf{W} = (W_i)_{i \in V(G)}$, and barrier heights $\mathbf{B} = (B_{ij})_{(i,j) \in E(G)}$ that satisfy $B_{ij} = B_{ji} \sim \mathcal{N}(0, \sigma_B^2)$ for every $(i, j) \in E(G)$.

While the barrier heights in Fig. 2 are i.i.d. (aside from the symmetry condition $B_{ij} = B_{ji}$), our main results concern a broader class of disorder. Specifically, we allow the barrier heights adjacent to a state i to depend on one another through the corresponding well depth. This flexibility is important for an application that we shortly present.

Definition 2.2. We say that a disordered energy landscape (\mathbf{W}, \mathbf{B}) on G is separable if there exist $f : \mathbb{R} \rightarrow \mathbb{R}$ and $\sigma > 0$ such that, for every $i \in V(G)$, $(B_{ij} - f(W_i))_{j: j \sim i}$ is a vector of i.i.d. $\mathcal{N}(0, \sigma^2)$ random variables, which are also independent of W_i .

The first of our main results explains that, if the typical barrier height in a separable energy landscape is small relative to the typical well depth, then the expected correlation ρ exhibited by Arrhenius-like dynamics is close to 1. To ensure that ρ is well defined, we stipulate that the exit rates q are a.s. non-identical, meaning that there are states i and j such that $q_i \neq q_j$.

Theorem 1. Let G be a connected, regular graph with $n \geq 6$ vertices, and let σ_W and σ_B be positive real numbers. If (\mathbf{W}, \mathbf{B}) is a separable, (σ_W, σ_B) -disordered energy landscape on G for which $\mathbf{Q} = \text{Arr}_G(\mathbf{W}, \mathbf{B})$ has a.s. non-identical exit rates, then the correlation $\rho = \rho(\mathbf{Q})$ satisfies

$$\mathbb{E}(\rho) \geq 1 - 8 \left(1 + O(n^{-1/2})\right) \left(\frac{\sigma_B}{\sigma_W}\right)^2. \quad (5)$$

The condition that $n \geq 6$ arises naturally in the proof, but it is not significant otherwise. We have not tried to optimize the coefficient $8(1 + O(n^{-1/2}))$, but we expect that it can be improved, e.g.,

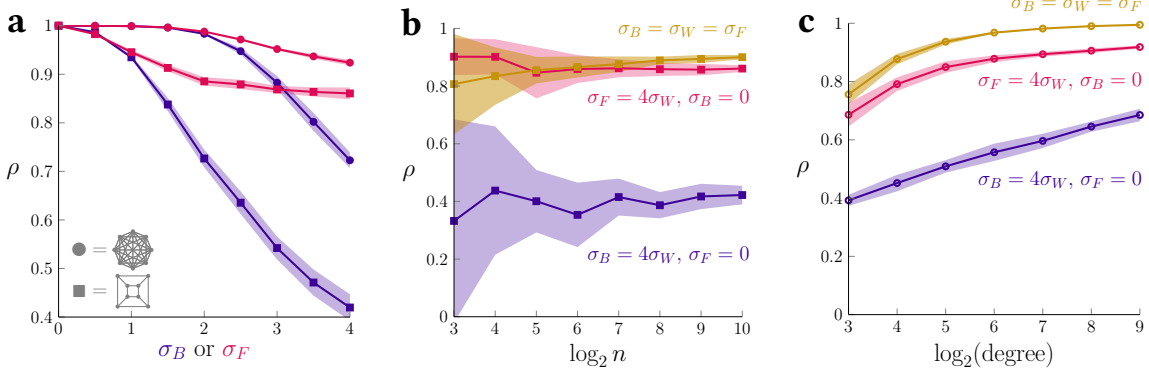


Figure 3: Trends in correlation. (a) Correlation decreases as σ_B increases relative to $\sigma_W = 1$ with $\sigma_F = 0$ (blue curves), on both the complete graph (circles) and hypercube (squares) with $n = 2^{10}$ states. The same is true when the roles of σ_B and σ_F are reversed (red curves), although the correlation decreases more gradually in this case. (b) Regardless of whether the magnitudes of wells, barriers, and forces are balanced (yellow), forces dominate (red), or barriers dominate (blue), the correlation is relatively constant as the number n of states increases. (c) However, increasing degree can favor higher correlation. In (c), random regular graphs with 2^{10} vertices were generated from a circulant graph of appropriate degree by swapping $10 \times \text{degree}$ pairs of edges uniformly at random, while keeping the graph simply connected. In all plots, $\sigma_W = 1$ and marks indicate the mean of ρ over 25 identical trials, with shaded regions corresponding to ± 1 standard deviation.

by incorporating information about the degree of G (see Remark 4.1). The condition that the exit rates are a.s. non-identical ensures that the correlation ρ is well defined and amounts to a mild restriction on the dependence between the well depths and barrier heights.

We expect that the proof of Theorem 1 can be extended in several directions, including to non-regular and random adjacency graphs, non-Gaussian distributions on well depths and barrier heights, and energy landscapes with more general dependence among wells and barriers. A lower bound on the expected correlation exhibited by non-reversible Arrhenius-like dynamics, i.e., with nonzero forces in Eq. (1), would be especially valuable. The primary barrier to proving such a bound is the lack of a useful expression for the stationary distribution π . We could extend Theorem 1 to the case of weak forces using results from the literature on Markov chain perturbation (e.g., [Mit03]), but Figs. 1 and 3 show that the correlation can also be high when forces are strong.

2.1 Application to spin-glass dynamics

Our second main result is an application of Theorem 1 to a family of dynamics associated with the random energy model (REM). Unlike the examples considered in Figs. 1 to 3, these dynamics entail barrier heights that depend on the depths of adjacent wells.

The REM is a mean-field model of a spin-glass consisting of N spins, the configurations of which have random energies [Der80, Der81]. More precisely, it is a random Boltzmann distribution on the hypercube $\{-1, 1\}^N$ that arises from setting the well depths W_i in Eq. (2) to be i.i.d. $\mathcal{N}(0, \sigma_W^2)$ random variables, where $\sigma_W^2 = \beta^2 N$ and $\beta > 0$ denotes inverse temperature. We con-

sider dynamics of the REM that Bouchaud introduced to study the phenomenon of aging [Jea92], a generalization of which is known as the Bouchaud trap model [BAv06].

As before, we let G be a connected, regular graph with n vertices. For a parameter $\lambda \in [0, 1]$ and well depths $\mathbf{W} = (W_i)_{i \in [n]}$, we denote by $\text{REM}_G(\lambda, \mathbf{W})$ the transition rate matrix \mathbf{R} with entries

$$R_{ij} = \exp(\lambda W_i - (1 - \lambda)W_j), \quad (i, j) \in E(G). \quad (6)$$

Note that \mathbf{R} satisfies detailed balance with respect to the Boltzmann stationary distribution (2), for every $\lambda \in [0, 1]$.

By varying λ from 0 to 1, the transition rates interpolate between two extremes. The first entails transitions from i to $j \sim i$ that occur at a rate of $\exp(-W_j)$. In other words, transitions occur at a rate that depends on the energy of the destination. The second extreme entails rates of $\exp(W_i)$ that instead depend on the energy of the originating state, again for $j \sim i$. For this reason, λ is said to measure the “locality” of the dynamics [BAv06].

With this interpretation of λ , Theorem 1 states the intuitive fact that, for the REM dynamics to exhibit high correlation between the effective potential and its local part, it suffices for the dynamics to be highly local. It further shows that it is enough for λ to be close to 1 in a way that does not depend on the underlying graph G or any other model parameters. In the following statement, we use \mathbf{I}_n to denote the $n \times n$ identity matrix.

Theorem 2. *Let G be a connected, regular graph with $n \geq 6$ vertices, let $\sigma_W > 0$, and let $\lambda \in [0, 1]$. If $\mathbf{W} \sim \mathcal{N}(\mathbf{0}, \sigma_W^2 \mathbf{I}_n)$, then the correlation $\rho = \rho(\mathbf{R})$ exhibited by the REM dynamics $\mathbf{R} = \text{REM}_G(\lambda, \mathbf{W})$ satisfies*

$$\mathbb{E}(\rho) \geq 1 - 16 \left(1 + O(n^{-1/2})\right) (1 - \lambda)^2.$$

We emphasize the fact that the lower bound holds uniformly over all possible values of σ_W^2 , hence all values of the inverse temperature β as well. Considering that both the distribution and dynamics of the REM exhibit phase transitions as β crosses a critical value of $\beta_c = \sqrt{2 \log 2}$ [ABG02], it is interesting that β plays no role in the correlation lower bound. This observation is reminiscent of the fact that the dynamical phase transition in the REM dynamics is not accompanied by a qualitative change in the spectral gap [FIKP98].

Proof of Theorem 2. We consider $\lambda \in [0, 1)$, because the correlation trivially satisfies $\rho = 1$ a.s. when $\lambda = 1$. We can express the transition rates R_{ij} in the Arrhenius-like form (4) by taking the barrier heights to be $B_{ij} = (1 - \lambda)(W_i + W_j)$ for every $(i, j) \in E(G)$:

$$R_{ij} = \exp(\lambda W_i - (1 - \lambda)W_j) = \exp(W_i - (1 - \lambda)(W_i + W_j)) = \exp(W_i - B_{ij}).$$

It is easy to verify that the corresponding exit rates $q_i = \sum_{j: j \sim i} R_{ij}$ are a.s. non-identical because the well depths $(W_i)_{i \in [n]}$ are i.i.d. $\mathcal{N}(0, \sigma_W^2)$ random variables. For the same reason, the barrier heights satisfy $B_{ij} = B_{ji} \sim \mathcal{N}(0, \sigma_B^2)$ with $\sigma_B = \sqrt{2}(1 - \lambda)\sigma_W$. Furthermore, taking $f : \mathbb{R} \rightarrow \mathbb{R}$ to be $f(x) = (1 - \lambda)x$ and $\sigma = \sigma_B/\sqrt{2}$, the barrier heights adjacent to i satisfy

$$(B_{ij} - f(W_i))_{j: j \sim i} = ((1 - \lambda)W_j)_{j: j \sim i} \sim \mathcal{N}(\mathbf{0}, \sigma^2 \mathbf{I}_d),$$

in terms of the degree d of G . Since $B_{ij} - f(W_i)$ is independent of W_i for every $i \in [n]$, (\mathbf{W}, \mathbf{B}) is a separable, (σ_W, σ_B) -disordered energy landscape. Theorem 1 therefore implies that

$$\mathbb{E}(\rho) \geq 1 - 8 \left(1 + O(n^{-1/2})\right) \left(\frac{\sigma_B}{\sigma_W}\right)^2 = 1 - 16 \left(1 + O(n^{-1/2})\right) (1 - \lambda)^2.$$

□

Organization

The proof of Theorem 1 has two main steps. The first step bounds below $\mathbb{E}(\rho)$ in terms of a ratio of two variances, one concerning the well depths and the other concerning a function of the barrier heights (Section 3). The second step calculates one variance and estimates the other using the Gaussian concentration inequality (Section 4). In Section 5, we combine the results from the two steps to prove Theorem 1.

3 Relating the correlation to a ratio of variances

The goal of this section is to prove the following proposition, which implements the first step of the proof of Theorem 1. We state it in terms of a function A_i of the barrier heights $(B_{ij})_{j: j \sim i}$, which plays an important role in the proof:

$$A_i = \log \sum_{j: j \sim i} \exp(-B_{ij}). \quad (7)$$

Proposition 3.1. *Let G be a connected graph with $n \geq 2$ vertices. If $\mathbf{W} \in \mathbb{R}^n$ and $\mathbf{B} \in \mathbb{R}^{|E(G)|}$ are random vectors satisfying $B_{ij} = B_{ji}$ for all $(i, j) \in E(G)$ and such that the correlation $\rho = \rho(\mathbf{Q})$ of $\mathbf{Q} = \text{Arr}_G(\mathbf{W}, \mathbf{B})$ is a.s. well defined, then*

$$\mathbb{E}(\rho) \geq 1 - 2 \mathbb{E} \left(\frac{\text{Var } A_I}{\text{Var } W_I} \right), \quad (8)$$

where $I \in [n]$ is uniformly random and independent of \mathbf{W} and \mathbf{B} .

Proposition 3.1 requires less of G , \mathbf{W} , and \mathbf{B} than Theorem 1. In particular, G does not need to be a regular graph, and the distributions of \mathbf{W} and \mathbf{B} are limited only by the requirement that ρ is well defined. Note that ρ is well defined if and only if both the stationary distribution π and exit rates \mathbf{q} have non-identical entries. If $B_{ij} = B_{ji}$ for all $(i, j) \in E(G)$, then \mathbf{Q} has the Boltzmann stationary distribution (2). In this case, π and \mathbf{q} have non-identical entries if and only if \mathbf{W} and $\mathbf{W} + \mathbf{A}$ do.

Proof of Proposition 3.1. For the moment, suppose that \mathbf{W} and \mathbf{B} are fixed vectors such that $B_{ij} = B_{ji}$ for every $(i, j) \in E(G)$ and the correlation ρ exhibited by $\mathbf{Q} = \text{Arr}_G(\mathbf{W}, \mathbf{B})$ is well defined. We claim that

$$\rho = \frac{1 + \widehat{\rho}r}{\sqrt{1 + 2\widehat{\rho}r + r^2}}, \quad (9)$$

in terms of the quantities $\hat{\rho}$ and r , defined as

$$\hat{\rho} = \text{Corr}(W_I, A_I) \quad \text{and} \quad r = \sqrt{\frac{\text{Var } A_I}{\text{Var } W_I}}.$$

Indeed, by the definition of the Arrhenius-like dynamics (4), the exit rates of \mathbf{Q} satisfy

$$q_i = \sum_{j: j \sim i} Q_{ij} = e^{W_i} \sum_{j: j \sim i} e^{-B_{ij}} = e^{W_i + A_i}.$$

Moreover, since \mathbf{B} is symmetric, the stationary distribution of \mathbf{Q} is the Boltzmann distribution $\pi_i \propto \exp(-W_i)$. The correlation therefore equals

$$\rho = \text{Corr}(-\log \pi_I, \log q_I) = \text{Corr}(W_I, W_I + A_I).$$

To verify Eq. (9), we use the definition of correlation and linearity of covariance, and then identify factors of $\hat{\rho}$ and r in the resulting expression:

$$\begin{aligned} \text{Corr}(W_I, W_I + A_I) &= \frac{\text{Var } W_I + \text{Cov}(W_I, A_I)}{\sqrt{(\text{Var } W_I)(\text{Var } W_I + 2 \text{Cov}(W_I, A_I) + \text{Var } A_I)}} \\ &= \frac{1 + \hat{\rho}r}{\sqrt{1 + 2\hat{\rho}r + r^2}}. \end{aligned}$$

Next, let \mathbf{W} and \mathbf{B} be random vectors that satisfy the hypotheses. To complete the proof, we must show that

$$\mathbb{E}(\rho) \geq 1 - 2 \mathbb{E}(r^2). \quad (10)$$

Let $\rho_+ = \rho \mathbf{1}_{\{\rho \geq 0\}}$ denote the nonnegative part of the correlation. We claim that

$$\mathbb{E}(\rho_+) \geq 1 - \mathbb{E}(r^2) \quad \text{and} \quad \mathbb{P}(\rho < 0) \leq \mathbb{E}(r^2).$$

These two bounds together imply Eq. (10) because $\rho \geq -1$:

$$\mathbb{E}(\rho) = \mathbb{E}(\rho_+) + \mathbb{E}(\rho \mathbf{1}_{\{\rho < 0\}}) \geq \mathbb{E}(\rho_+) - \mathbb{P}(\rho < 0) \geq 1 - 2 \mathbb{E}(r^2).$$

We address the lower bound of $\mathbb{E}(\rho_+)$ first.

By assumption, ρ is a.s. well defined, hence ρ satisfies Eq. (9). By Eq. (9), when $r \leq 1$, ρ is nonnegative and minimized by $\hat{\rho} = -r$, which implies the bound

$$\rho_+^2 \geq 1 - r^2.$$

However, r is random and can take values greater than 1, so we must first condition on the occurrence of $\{r \leq 1\}$ to apply it. In terms of the probability $p = \mathbb{P}(r \leq 1)$, we find that

$$\mathbb{E}(\rho_+^2) \geq \mathbb{E}(\rho_+^2 \mid r \leq 1) p \geq (1 - \mathbb{E}(r^2 \mid r \leq 1)) p. \quad (11)$$

To bound above the conditional expectation of r^2 , we note that

$$\mathbb{E}(r^2) = \mathbb{E}(r^2 \mid r \leq 1) p + \mathbb{E}(r^2 \mid r > 1)(1 - p) \geq \mathbb{E}(r^2 \mid r \leq 1) p + (1 - p).$$

Rearranging this expression gives

$$\mathbb{E}(r^2 \mid r \leq 1) \leq \frac{1}{p}(\mathbb{E}(r^2) - (1 - p)).$$

We substitute this bound into Eq. (11) to conclude that

$$\mathbb{E}(\rho_+^2) \geq \left(1 - \frac{1}{p}(\mathbb{E}(r^2) - (1 - p))\right)p = 1 - \mathbb{E}(r^2).$$

Since $\rho_+ \in [0, 1]$, $\mathbb{E}(\rho_+)$ is at least $\mathbb{E}(\rho_+^2)$, which proves that $\mathbb{E}(\rho_+) \geq 1 - \mathbb{E}(r^2)$.

To conclude, we note that the probability $\mathbb{P}(\rho < 0)$ is at most $\mathbb{E}(r^2)$ because

$$\mathbb{P}(\rho < 0) \leq \mathbb{P}(r > 1) = \mathbb{P}(r^2 > 1) \leq \mathbb{E}(r^2).$$

The first inequality holds because Eq. (9) implies that $\rho \geq 0$ whenever $r \leq 1$. The second inequality is due to Markov's inequality. \square

4 Bounding the expected ratio of variances

Recall that A_i is the function of the barrier heights introduced in Eq. (7), and I is a uniformly random state that is independent of all other randomness. The goal of this section is to prove an upper bound on the expectation of $r^2 = (\text{Var } A_I)/(\text{Var } W_I)$. Substituting this bound into Proposition 3.1 will imply Theorem 1.

Bounding above $\mathbb{E}(r^2)$ is difficult for two reasons. First, the quantities $\text{Var } W_I$ and $\text{Var } A_I$ are not necessarily independent. Second, while $\text{Var } W_I$ is the sample variance of i.i.d. Gaussian random variables, which has a known distribution, $\text{Var } A_I$ is an apparently complicated function of (possibly dependent) barrier heights. To address the first difficulty, because $\text{Var } W_I$ is the simpler of the two quantities, we replace \mathbf{W} with an i.i.d. copy \mathbf{W}' and bound the associated error:

$$\mathbb{E}(r^2) = \mathbb{E}\left(\frac{\text{Var } A_I}{\text{Var } W_I}\right) = \mathbb{E}(\text{Var } A_I) \cdot \mathbb{E}\left(\frac{1}{\text{Var } W_I}\right) + \mathbb{E}\left(\text{Var } A_I \left(\frac{1}{\text{Var } W_I} - \frac{1}{\text{Var } W'_I}\right)\right). \quad (12)$$

The difference of reciprocals

$$D_I = \frac{1}{\text{Var } W_I} - \frac{1}{\text{Var } W'_I}$$

satisfies $\mathbb{E}(D_I^2) = 2\mathbb{V}(1/\text{Var } W_I)$, where \mathbb{V} denotes variance with respect to all randomness, in contrast to $\text{Var}(\cdot) = \mathbb{V}(\cdot \mid (\mathbf{W}, \mathbf{B}))$. Hence, by applying the Cauchy–Schwarz inequality to the term $\mathbb{E}((\text{Var } A_I)D_I)$ in Eq. (12), we find that

$$\mathbb{E}(r^2) \leq \mathbb{E}(\text{Var } A_I) \cdot \mathbb{E}((\text{Var } W_I)^{-1}) + \sqrt{\mathbb{E}((\text{Var } A_I)^2) \cdot 2\mathbb{V}((\text{Var } W_I)^{-1})}. \quad (13)$$

The next two subsections address the factors involving $\text{Var } W_I$ and $\text{Var } A_I$, respectively. We combine them in the last subsection.

4.1 The inverse distribution of $\text{Var } W_I$

In the statement and proof of the following lemma, we use $\text{InvGam}(a, b)$ to denote the distribution of an inverse gamma random variable with shape and scale parameters a and b , both positive real numbers. For reference, if $U \sim \text{InvGam}(a, b)$, then the probability density function of U is

$$\frac{b^a}{\Gamma(a)} x^{-a-1} e^{-b/x}, \quad x \in (0, \infty),$$

which implies that $\mathbb{E}(U) = b/(a-1)$ for $a > 1$ and $\mathbb{V}(U) = b^2/(a-1)^2(a-2)$ for $a > 2$. The fact that $a > 2$ is required for $\mathbb{V}(U)$ to be finite underlies the condition in Theorem 1 that the adjacency graph G must have $n \geq 6$ vertices.

Lemma 4.1. *Let $n \geq 6$ be an integer and $\sigma_W > 0$. If $\mathbf{W} \sim \mathcal{N}(\mathbf{0}, \sigma_W^2 \mathbf{I}_n)$ and $I \in [n]$ is independent and uniformly random, then the distribution of $U = (\text{Var } W_I)^{-1}$ is $\text{InvGam}((n-1)/2, n/(2\sigma_W^2))$. In particular, the mean and variance of U are*

$$\mathbb{E}(U) = \frac{n}{(n-3)\sigma_W^2} \quad \text{and} \quad \mathbb{V}(U) = \frac{2n^2}{(n-3)^2(n-5)\sigma_W^4}.$$

Proof. Due to the independence of the well depths W_i and because I is uniformly random, the quantity $(n/(n-1)) \text{Var } W_I$ is the (unbiased) sample variance of n i.i.d. $\mathcal{N}(0, \sigma_W^2)$ random variables. It is well known that scaling by $(n-1)/\sigma_W^2$ produces a chi-squared random variable with $n-1$ degrees of freedom:

$$\frac{n-1}{\sigma_W^2} \cdot \frac{n}{n-1} \text{Var } W_I \stackrel{d}{=} \chi_{n-1}^2.$$

Using the scaling properties of gamma random variables, we find that

$$U = \frac{1}{\text{Var } W_I} \stackrel{d}{=} \frac{n}{\sigma_W^2 \chi_{n-1}^2} \stackrel{d}{=} \text{InvGam}\left(\frac{n-1}{2}, \frac{n}{2\sigma_W^2}\right).$$

The expressions for the expectation and variance of U follow from the formulas preceding the statement of the lemma. In particular, we require $(n-1)/2 > 2$, hence $n \geq 6$, to ensure that the variance of U is finite. \square

4.2 Bounds on the moments of $\text{Var } A_I$

Next, we consider the factors in Eq. (13) involving $\text{Var } A_I$. According to the definition of a separable disordered energy landscape (Definition 2.2), there are $f : \mathbb{R} \rightarrow \mathbb{R}$ and $\sigma > 0$ such that, for every state $i \in [n]$, the shifted barrier heights $(B_{ij} - f(W_i))_{j: j \sim i}$ are i.i.d. $\mathcal{N}(0, \sigma^2)$ random variables. To use this property, we will denote $Z_i = f(W_i)$ and write A_i as

$$A_i = \log \sum_{j: j \sim i} e^{-B_{ij}} = \log \sum_{j: j \sim i} e^{Z_i - B_{ij}} - Z_i. \quad (14)$$

Expressing A_i in this way is useful because the “log-sum-exp” function in Eq. (14) is Lipschitz, as we elaborate below.

For every integer $d \geq 1$, we define the log-sum-exp function $\text{lse} : \mathbb{R}^d \rightarrow \mathbb{R}$ by

$$\text{lse}(\mathbf{x}) = \log \sum_{i \in [d]} e^{x_i}. \quad (15)$$

Additionally, for a real number $L \geq 0$ and an integer $d \geq 1$, we say that $f : \mathbb{R}^d \rightarrow \mathbb{R}$ is L -Lipschitz (with respect to the L^2 -norm) if

$$\forall \mathbf{x}, \mathbf{y} \in \mathbb{R}^d, \quad |f(\mathbf{x}) - f(\mathbf{y})| \leq \|\mathbf{x} - \mathbf{y}\|_2.$$

Lemma 4.2. *For every integer $d \geq 1$, lse is 1-Lipschitz with respect to the L^2 norm.*

Proof. By the intermediate value theorem, for every $\mathbf{x}, \mathbf{y} \in \mathbb{R}^d$, there exists some $\mathbf{z} \in \mathbb{R}^d$ such that $|\text{lse}(\mathbf{x}) - \text{lse}(\mathbf{y})| = |\nabla \text{lse}(\mathbf{z}) \cdot (\mathbf{x} - \mathbf{y})|$. The partial derivatives of lse lie in $[0, 1]$ and sum to 1, so $\|\nabla \text{lse}(\mathbf{z})\|_2 \leq 1$. The Cauchy–Schwarz inequality then implies that

$$|\text{lse}(\mathbf{x}) - \text{lse}(\mathbf{y})| \leq \|\nabla \text{lse}(\mathbf{z})\|_2 \|\mathbf{x} - \mathbf{y}\|_2 \leq \|\mathbf{x} - \mathbf{y}\|_2.$$

□

Lipschitz functions of i.i.d. Gaussians exhibit dimension-free concentration according to the Gaussian concentration inequality (e.g., [Ver18, Theorem 5.2.2]). Being a standard result, we state it without proof.

Lemma 4.3. *Let $d \geq 1$ be an integer and $\sigma > 0$. If $\mathbf{g} \sim \mathcal{N}(\mathbf{0}, \sigma^2 \mathbf{I}_d)$ and $f : \mathbb{R}^d \rightarrow \mathbb{R}$ is 1-Lipschitz, then*

$$\mathbb{P}(|f(\mathbf{g}) - \mathbb{E}f(\mathbf{g})| \geq t) \leq 2e^{-t^2/(2\sigma^2)}, \quad t \geq 0.$$

We will use Lemma 4.3 to obtain bounds on the central moments of A_1 that do not depend on the dimension d . In our setting, the dimension is $d - 1$, where d is the degree of the adjacency graph G . This partly explains why the conclusion of Theorem 1 holds regardless of d .

Lemma 4.4. *Let $d \geq 1$ be an integer, let $\sigma > 0$, and let $f : \mathbb{R}^d \rightarrow \mathbb{R}$ be 1-Lipschitz. If $\mathbf{g} \sim \mathcal{N}(\mathbf{0}, \sigma^2 \mathbf{I}_d)$, then, for every integer $m \geq 1$, the m th central moment of $f(\mathbf{g})$ satisfies*

$$\mu_m(f(\mathbf{g})) = \mathbb{E}(|f(\mathbf{g}) - \mathbb{E}f(\mathbf{g})|^m) \leq m \Gamma(m/2) (2\sigma^2)^{m/2}.$$

Proof. By the tail integral formula and Lemma 4.3, the central moments of f satisfy

$$\mu_m(f(\mathbf{g})) = \int_0^\infty \mathbb{P}(|f(\mathbf{g}) - \mathbb{E}f(\mathbf{g})|^m \geq t) dt \leq \int_0^\infty 2e^{-t^{2/m}/(2\sigma^2)} dt = m \Gamma(m/2) (2\sigma^2)^{m/2}.$$

□

While we could use Lemma 4.4 to bound the central moments of A_1 , these moments are not the same as the quantities $\mathbb{E}(\text{Var } A_I)$ and $\mathbb{E}((\text{Var } A_I)^2)$ that appear in Eq. (13). Intuitively, the variance of A_I over a fixed landscape should be closely related to the variance of A_1 over different realizations of the landscape, because the distribution of barrier heights adjacent to a state i is the same for every i , and I is independent of the landscape. This is the idea behind the proof of the next result, which will allow us to bound the first two moments of $\text{Var } A_I$ using the second and fourth central moments of A_1 . We accept a crude bound on the second moment of $\text{Var } A_I$, because its coefficient will matter little to our main result.

Lemma 4.5. *Let $n \geq 1$ be an integer. If $\mathbf{X} = (X_i)_{i \in [n]} \in \mathbb{R}^n$ is a vector of identically distributed, square-integrable random variables, and if $I \in [n]$ is uniformly random, independently of \mathbf{X} , then*

$$\mathbb{E}(\text{Var } X_I) \leq \mathbb{V}(X_1) \quad \text{and} \quad \mathbb{E}((\text{Var } X_I)^2) \leq 40\mu_4(X_1). \quad (16)$$

Proof. We prove the first bound in Eq. (16) by applying the law of total variance to the variance of X_I . Since X_I is square-integrable, the law of total variance implies both

$$\mathbb{V}(X_I) = \mathbb{E}(\mathbb{V}(X_I | \mathbf{X})) + \mathbb{V}(\mathbb{E}(X_I | \mathbf{X})) \quad \text{and} \quad (17)$$

$$= \mathbb{E}(\mathbb{V}(X_I | I)) + \mathbb{V}(\mathbb{E}(X_I | I)). \quad (18)$$

Note that the quantity $\mathbb{E}(\mathbb{V}(X_I | \mathbf{X}))$ in Eq. (17) is the one the first bound concerns, which we previously denoted as $\mathbb{E}(\text{Var } X_I)$. Since I is independent of the X_i , which have identical distributions, the terms on the right-hand side of Eq. (18) satisfy

$$\mathbb{E}(\mathbb{V}(X_I | I)) = \mathbb{V}(X_1) \quad \text{and} \quad \mathbb{V}(\mathbb{E}(X_I | I)) = 0.$$

The first bound in Eq. (16) follows from substituting the preceding equalities into Eq. (18) and then by using the nonnegativity of variance:

$$\mathbb{E}(\mathbb{V}(X_I | \mathbf{X})) = \mathbb{V}(X_1) - \mathbb{V}(\mathbb{E}(X_I | \mathbf{X})) \leq \mathbb{V}(X_1).$$

We turn to proving the second bound in Eq. (16). We first note that, because I is uniformly random, we can write $(\text{Var } X_I)^2$ as

$$(\text{Var } X_I)^2 = \frac{1}{n^2} \sum_{i \in [n]} (X_i - \bar{X})^4 + \frac{2}{n^2} \sum_{1 \leq i < j \leq n} (X_i - \bar{X})^2 (X_j - \bar{X})^2, \quad (19)$$

where \bar{X} denotes the arithmetic mean $\frac{1}{n} \sum_{i \in [n]} X_i$. Since the X_i are identically distributed, by applying the Cauchy–Schwarz inequality to the summands of the second term in Eq. (19), we find that

$$\mathbb{E}((\text{Var } X_I)^2) \leq \frac{1}{n^2} \sum_{i \in [n]} \mathbb{E}((X_i - \bar{X})^4) + \frac{2}{n^2} \sum_{1 \leq i < j \leq n} \mathbb{E}((X_i - \bar{X})^4) = \mathbb{E}((X_1 - \bar{X})^4).$$

This is not quite the second bound in Eq. (16), because \bar{X} is not the same as its mean $\mu = \mathbb{E}X_1$. We substitute $X_i - \bar{X} = (X_i - \mu) + (\mu - \bar{X})$ into the preceding bound and use the inequality

$$|a + b|^k \leq 2^{k-1}(|a|^k + |b|^k), \quad (20)$$

which holds for all real numbers a, b , and $k \geq 1$, to find that

$$\mathbb{E}((\text{Var } X_I)^2) \leq 8(\mathbb{E}((X_1 - \mu)^4) + \mathbb{E}((\bar{X} - \mu)^4)) = 8(\mu_4(X_1) + \mu_4(\bar{X})).$$

To address the second term on the right-hand side, we note that $\bar{X} - \mu = \frac{1}{n} \sum_{i \in [n]} Y_i$, where $Y_i = X_i - \mu$. Using the multinomial theorem, we can expand $\mu_4(\bar{X})$ as

$$\mu_4(\bar{X}) = \frac{1}{n^4} \sum_{\substack{k_1 + k_2 + \dots + k_n = 4 \\ k_1, k_2, \dots, k_n \geq 0}} \binom{4}{k_1, k_2, \dots, k_n} \mathbb{E}\left(\prod_{l \in [n]} Y_l^{k_l}\right).$$

Since the Y_i are identically distributed, we can crudely bound expectations of their products by

$$\mathbb{E} \left(\prod_{l \in [n]} Y_l^{k_l} \right) \leq 4 \mathbb{E}(Y_1^4) = 4 \mathbb{E}((X_1 - \mu)^4) = 4 \mu_4(X_1).$$

Lastly, because the multinomial coefficients sum to n^4 , the preceding bounds together imply that

$$\mathbb{E}((\text{Var } X_I)^2) \leq 8(\mu_4(X) + \mu_4(\bar{X})) \leq 40 \mu_4(X_1).$$

□

Remark 4.1. *Although the estimates of Theorems 1 and 2 do not depend on the degree of G , the simulations in Figs. 2 and 3 show that higher degree favors higher correlation. It should be possible to improve the lower bounds in our main results with degree-dependent terms by specializing the first bound in Eq. (16) to the case when $X_i = A_i(\mathbf{B})$. However, improving Eq. (16) in this case appears to require a good lower bound on the covariance of $A_i(\mathbf{B})$ and $A_j(\mathbf{B})$ for $j \sim i$.*

We now combine the preceding lemmas to establish upper bounds on the first two moments of $\text{Var } A_I$. As in Lemma 4.5, the coefficient in the bound on the second moment matters little to Theorems 1 and 2.

Lemma 4.6. *Let σ_W and σ_B be positive real numbers, and let G be a regular graph. If (\mathbf{W}, \mathbf{B}) is a separable, (σ_W, σ_B) -disordered energy landscape on G , then the variance of $A_I = A_I(\mathbf{B})$ with respect to an independent, uniformly random $I \in V(G)$ satisfies*

$$\mathbb{E}(\text{Var } A_I) \leq 4\sigma_B^2 \quad \text{and} \quad \mathbb{E}((\text{Var } A_I)^2) \leq 1720\sigma_B^4.$$

Proof. We aim to apply Lemma 4.5 with $X_i = A_i(\mathbf{B})$, which requires the $A_i(\mathbf{B})$ to be identically distributed and $A_I(\mathbf{B})$ to be square-integrable. To verify the first condition, we recall Eq. (14). It states that, because (\mathbf{W}, \mathbf{B}) is a separable energy landscape, there are $f : \mathbb{R} \rightarrow \mathbb{R}$ and $\sigma > 0$ such that

$$A_i(\mathbf{B}) = \text{lse}(\mathbf{b}_i) - Z_i,$$

in terms of a vector $\mathbf{b}_i = (Z_i - B_{ij})_{j: j \sim i}$ of i.i.d. $\mathcal{N}(0, \sigma^2)$ random variables and $Z_i = f(W_i)$, which is independent of \mathbf{b}_i . In particular, the conditional distribution of $A_i(\mathbf{B})$ given W_i is the same for every $i \in V(G)$. Since the W_i are identically distributed, so too are the $A_i(\mathbf{B})$.

Next, we note that $A_I(\mathbf{B})$ is square-integrable because $\text{lse}(\mathbf{b}_i)$ and Z_i are square-integrable for every $i \in V(G)$. Indeed, it is well known that, if $\mathbf{x} \in \mathbb{R}^d$, then $\text{lse}(\mathbf{x})$ lies between $\max_{k \in [d]} x_k$ and $\max_{k \in [d]} x_k + \log d$. Hence, if d is the degree of G , then the Bhatia–Davis inequality implies that the variance of $\text{lse}(\mathbf{b}_i)$ cannot be larger than $(\log d)^2$. Regarding Z_i , since $B_{ij} \sim \mathcal{N}(0, \sigma_B^2)$ for every $j \sim i$ and Z_i is independent of $\text{lse}(\mathbf{b}_i)$, the variances $s_i \equiv s_{ij} = \mathbb{V}(Z_i - B_{ij})$ and $t_i = \mathbb{V}(Z_i)$ satisfy $\sigma_B^2 = s_i + t_i$. In particular, the variance of Z_i is at most σ_B^2 .

Using Lemma 4.5 and the independence of \mathbf{b}_1 and Z_1 , we find that $\text{Var } A_I$ satisfies

$$\mathbb{E}(\text{Var } A_I(\mathbf{B})) \leq \mathbb{V}(A_1(\mathbf{B})) = \mathbb{V}(\text{lse}(\mathbf{b}_1)) + \mathbb{V}(Z_1).$$

Since lse is 1-Lipschitz (Lemma 4.2), an application of Lemma 4.4 with $m = 2$ shows that $\mathbb{V}(\text{lse}(\mathbf{b}_1)) \leq 4s_1$, hence

$$\mathbb{E}(\text{Var } A_I(\mathbf{B})) \leq 4s_1 + t_1 \leq 4\sigma_B^2.$$

The second inequality follows from the fact that $\sigma_B^2 = s_1 + t_1$.

Concerning the second moment of $\text{Var } A_I(\mathbf{B})$, Lemma 4.5 states that

$$\mathbb{E}((\text{Var } A_I(\mathbf{B}))^2) \leq 40 \mu_4(A_1(\mathbf{B})) = 40(\mu_4(\text{lse}(\mathbf{b}_1)) + 6\mathbb{V}(\text{lse}(\mathbf{b}_1))\mathbb{V}(Z_1) + \mu_4(Z_1)).$$

Here, we have used the fact that, if S and T are independent random variables with finite fourth moments, then

$$\mu_4(S + T) = \mu_4(S) + 6\mathbb{V}(S)\mathbb{V}(T) + \mu_4(T).$$

Applying the same fact with $S = Z_1$ and $T = B_{1j} - Z_1$ shows that

$$\mu_4(Z_1) = \mu_4(B_{1j}) - 6\mathbb{V}(Z_1)\mathbb{V}(B_{1j} - Z_1) - \mu_4(B_{1j} - Z_1) \leq \mu_4(B_{1j}) = 3\sigma_B^4.$$

By Lemma 4.4 (with $m = 4$), the fourth central moment of $\text{lse}(\mathbf{b}_1)$ is at most $16\sigma_B^4$. We use the simple bounds $\mathbb{V}(Z_1) \leq \sigma_B^2$ and $\mathbb{V}(\text{lse}(\mathbf{b}_1)) \leq 4\sigma_B^2$ from above to conclude that

$$\mathbb{E}((\text{Var } A_I(\mathbf{B}))^2) \leq 40(3\sigma_B^4 + 6\sigma_B^2 \cdot 4\sigma_B^2 + 16\sigma_B^4) = 1720\sigma_B^4.$$

□

4.3 Bound on the expected ratio of variances

We are now ready to prove the main result of this section, which is an upper bound on $\mathbb{E}(r^2)$. The statement uses the same hypotheses as Theorem 1, except the requirement that the exit rates are a.s. non-identical.

Proposition 4.7. *Let G be a regular graph with $n \geq 6$ vertices, and let σ_W and σ_B be positive real numbers. If (\mathbf{W}, \mathbf{B}) is a separable, (σ_W, σ_B) -disordered energy landscape on G , then the ratio $r = r(\mathbf{Q})$ associated with the Arrhenius-like dynamics $\mathbf{Q} = \text{Arr}_G(\mathbf{W}, \mathbf{B})$ satisfies*

$$\mathbb{E}(r^2) \leq 4 \left(1 + O(n^{-1/2})\right) \left(\frac{\sigma_B}{\sigma_W}\right)^2. \quad (21)$$

Proof. Our starting point is Eq. (13):

$$\mathbb{E}(r^2) \leq \mathbb{E}(\text{Var } A_I) \cdot \mathbb{E}((\text{Var } W_I)^{-1}) + \sqrt{\mathbb{E}((\text{Var } A_I)^2) \cdot 2\mathbb{V}((\text{Var } W_I)^{-1})}.$$

The hypotheses on \mathbf{W} and \mathbf{B} are precisely those required for both Lemmas 4.1 and 4.6 to apply.² We substitute the expressions for the moments of $(\text{Var } W_I)^{-1}$ from Lemma 4.1, as well as the upper bounds on the moments of $\text{Var } A_I$ from Lemma 4.6, to find that

$$\mathbb{E}(r^2) \leq 4\sigma_B^2 \cdot \frac{n}{(n-3)\sigma_W^2} + \sqrt{1720\sigma_B^4 \cdot \frac{4n^2}{(n-3)^2(n-5)\sigma_W^4}} = 4(1 + O(n^{-1/2})) \left(\frac{\sigma_B}{\sigma_W}\right)^2.$$

□

²Technically, the proof of Lemma 4.6 does not require the barriers to be symmetric.

5 Combining the propositions

We now combine Propositions 3.1 and 4.7 to prove Theorem 1. Recall that we are given a connected, regular graph G with $n \geq 6$ vertices, and positive real numbers σ_W and σ_B . We must show that, if (\mathbf{W}, \mathbf{B}) is a separable, (σ_W, σ_B) -disordered energy landscape for which the transition rate matrix $\mathbf{Q} = \text{Arr}_G(\mathbf{W}, \mathbf{B})$ has a.s. non-identical exit rates, then the correlation $\rho = \rho(\mathbf{Q})$ satisfies

$$\mathbb{E}(\rho) \geq 1 - 8 \left(1 + O(n^{-1/2})\right) \left(\frac{\sigma_B}{\sigma_W}\right)^2.$$

Proof of Theorem 1. Assume for the moment that ρ is a.s. well defined. Then, according to Proposition 3.1, ρ satisfies

$$\mathbb{E}(\rho) \geq 1 - 2 \mathbb{E} \left(\frac{\text{Var } A_I}{\text{Var } W_I} \right),$$

where $I \in [n]$ is uniformly random and independent of (\mathbf{W}, \mathbf{B}) . By Proposition 4.7, which has the same hypotheses Theorem 1, the expected ratio of variances satisfies

$$\mathbb{E} \left(\frac{\text{Var } A_I}{\text{Var } W_I} \right) \leq 4 \left(1 + O(n^{-1/2})\right) \left(\frac{\sigma_B}{\sigma_W}\right)^2.$$

The preceding inequalities together imply the claimed lower bound of $\mathbb{E}(\rho)$.

To finish the proof, we explain why ρ is a.s. well defined. For ρ to be well defined, π must be well defined, and π and \mathbf{q} must have non-identical entries. The former is a.s. true because \mathbf{Q} is a.s. irreducible, due to the fact that G is connected and $Q_{ij} = \exp(W_i - B_{ij})$ is a.s. positive for every $(i, j) \in E(G)$. The latter is true because π is the Boltzmann distribution (2) with i.i.d. Gaussian well depths, which are a.s. non-identical, while \mathbf{q} has a.s. non-identical entries by assumption. \square

Acknowledgements

J.C. and D.R. were supported by NSF award CCF-2106687 and the US Army Research Office Multidisciplinary University Research Initiative award W911NF-19-1-0233.

References

- [ABG02] Gérard Ben Arous, Anton Bovier, and Véronique Gayrard. Aging in the random energy model. *Physical Review Letters*, 88:087201, 2002.
- [AE24] Timur Aslyamov and Massimiliano Esposito. Nonequilibrium response for Markov jump processes: Exact results and tight bounds. *Physical Review Letters*, 132:037101, 2024.
- [AG07] David Andrieux and Pierre Gaspard. Fluctuation theorem for currents and Schnakenberg network theory. *Journal of Statistical Physics*, 127(1):107–131, 2007.
- [APanE25] Timur Aslyamov, Krzysztof Ptaszyński, and Massimiliano Esposito. Nonequilibrium fluctuation-response relations: From identities to bounds. *Physical Review Letters*, 134:157101, 2025.

- [BAv06] Gérard Ben Arous and Jiří Černý. Dynamics of trap models. In *Mathematical Statistical Physics*, pages 331–394. Elsevier B. V., Amsterdam, 2006.
- [BS15] Andre C. Barato and Udo Seifert. Thermodynamic uncertainty relation for biomolecular processes. *Physical Review Letters*, 114:158101, 2015.
- [CBV⁺21] Pavel Chvykov, Thomas A. Berrueta, Akash Vardhan, William Savoie, Alexander Samland, Todd D. Murphey, Kurt Wiesenfeld, Daniel I. Goldman, and Jeremy L. England. Low rattling: A predictive principle for self-organization in active collectives. *Science*, 371(6524):90–95, 2021.
- [CdHR25] Jacob Calvert, Frank den Hollander, and Dana Randall. A note on the asymptotic uniformity of Markov chains with random rates, 2025. Preprint, [arxiv:2505.01608](#).
- [CR24] Jacob Calvert and Dana Randall. A local–global principle for nonequilibrium steady states. *Proceedings of the National Academy of Sciences*, 121(42):e2411731121, 2024.
- [Cro98] Gavin E. Crooks. Nonequilibrium measurements of free energy differences for microscopically reversible Markovian systems. *Journal of Statistical Physics*, 90(5):1481–1487, 1998.
- [Der80] Bernard Derrida. Random-Energy Model: Limit of a Family of Disordered Models. *Physical Review Letters*, 45(2):79–82, 1980.
- [Der81] Bernard Derrida. Random-energy model: An exactly solvable model of disordered systems. *Physical Review B*, 24(5):2613–2626, 1981.
- [DS20] Andreas Dechant and Shin-ichi Sasa. Fluctuation–response inequality out of equilibrium. *Proceedings of the National Academy of Sciences*, 117(12):6430–6436, 2020.
- [FDV25] Carlos Floyd, Aaron R. Dinner, and Suriyanarayanan Vaikuntanathan. Local imperfect feedback control in non-equilibrium biophysical systems enabled by thermodynamic constraints, 2025. Preprint, [arxiv:2507.07295](#).
- [FE25] Gianmaria Falasco and Massimiliano Esposito. Macroscopic stochastic thermodynamics. *Reviews of Modern Physics*, 97:015002, 2025.
- [FIKP98] L. R. G. Fontes, M. Isopi, Y. Kohayakawa, and P. Picco. The spectral gap of the REM under Metropolis dynamics. *The Annals of Applied Probability*, 8(3):917 – 943, 1998.
- [GHPE16] Todd R. Gingrich, Jordan M. Horowitz, Nikolay Perunov, and Jeremy L. England. Dissipation bounds all steady-state current fluctuations. *Physical Review Letters*, 116:120601, 2016.
- [Jea92] Jean-Philippe Bouchaud. Weak ergodicity breaking and aging in disordered systems. *Journal de Physique I*, 2(9):1705–1713, 1992.

- [LOS13] Christina E. Lee, Asuman Ozdaglar, and Devavrat Shah. Computing the stationary distribution locally. In C.J. Burges, L. Bottou, M. Welling, Z. Ghahramani, and K.Q. Weinberger, editors, *Advances in Neural Information Processing Systems*, volume 26. Curran Associates, Inc., 2013.
- [LS99] Joel L. Lebowitz and Herbert Spohn. A Gallavotti–Cohen-type symmetry in the large deviation functional for stochastic dynamics. *Journal of Statistical Physics*, 95(1):333–365, 1999.
- [Mit03] Alexander Yu. Mitrophanov. Stability and exponential convergence of continuous-time Markov chains. *Journal of Applied Probability*, 40(4):970–979, 2003.
- [OGH20] Jeremy A. Owen, Todd R. Gingrich, and Jordan M. Horowitz. Universal thermodynamic bounds on nonequilibrium response with biochemical applications. *Physical Review X*, 10:011066, 2020.
- [PanAE24] Krzysztof Ptaszyński, Timur Aslyamov, and Massimiliano Esposito. Dissipation bounds precision of current response to kinetic perturbations. *Physical Review Letters*, 133:227101, 2024.
- [Sch76] Jürgen Schnakenberg. Network theory of microscopic and macroscopic behavior of master equation systems. *Reviews of Modern Physics*, 48:571–585, 1976.
- [Str20] Alexander Strang. *Applications of the Helmholtz-Hodge Decomposition to Networks and Random Processes*. PhD thesis, Case Western Reserve University, 2020.
- [VE15] Christian Van den Broeck and Massimiliano Esposito. Ensemble and trajectory thermodynamics: A brief introduction. *Physica A: Statistical Mechanics and its Applications*, 418:6–16, 2015. Proceedings of the 13th International Summer School on Fundamental Problems in Statistical Physics.
- [Ver18] Roman Vershynin. *High-Dimensional Probability: An Introduction with Applications in Data Science*. Cambridge Series in Statistical and Probabilistic Mathematics. Cambridge University Press, 2018.
- [YD25] Ying-Jen Yang and Ken A. Dill. Nonequilibrium force-flow relations in networks, 2025. Preprint, [arxiv:2410.17495](https://arxiv.org/abs/2410.17495).
- [ZS07] R K P Zia and B Schmittmann. Probability currents as principal characteristics in the statistical mechanics of non-equilibrium steady states. *Journal of Statistical Mechanics: Theory and Experiment*, 2007(07):P07012, 2007.