

GTPO and GRPO-S: Token and Sequence-Level Reward Shaping with Policy Entropy

Hongze Tan and Jianfei Pan

HKUST

1901210072@pku.edu.cn

Abstract

Reinforcement learning (RL) with algorithms like Group Relative Policy Optimization (GRPO) improves Large Language Model (LLM) reasoning, but is limited by a coarse-grained credit assignment that applies a uniform reward to all tokens in a sequence. This is a major flaw in long-chain reasoning tasks. This paper solves this with **Dynamic Entropy Weighting**. Our core idea is that high-entropy tokens in correct responses can guide the policy toward a higher performance ceiling. This allows us to create more fine-grained reward signals for precise policy updates via two ways: 1) **Group Token Policy Optimization (GTPO)**, we assigns a entropy-weighted reward to each token for fine-grained credit assignment. 2) **Sequence-Level Group Relative Policy Optimization (GRPO-S)**, we assigns a entropy-weighted reward to each sequence based on its average token entropy. Experiments show our methods significantly outperform the strong DAPO baseline. The results confirm that our entropy-weighting mechanism is the key driver of this performance boost, offering a better path to enhance deep reasoning in models.

1 Introduction

The reasoning capabilities of Large Language Models (LLMs) have advanced significantly in recent years, largely due to the application of large-scale Reinforcement Learning (RL) techniques. Models such as OpenAI’s o1 and DeepSeek’s R1 have demonstrated exceptional performance on challenging tasks like mathematics and coding by learning complex reasoning behaviors, including self-verification and iterative refinement (DeepSeek-AI, 2025a; DeepSeek-AI, et al., 2025a). This emergence of capabilities marks a shift from simple pattern matching towards deeper cognitive simulation, with RL being a core technology driving this transition (DeepSeek-AI, 2025b). The evolution of model alignment algorithms has trended from

complex, high-cost methods towards simpler, more efficient frameworks. Early Reinforcement Learning from Human Feedback (RLHF) pipelines based on Proximal Policy Optimization (PPO) (Schulman et al., 2017; OpenAI Spinning Up) required training a separate reward model and a value function (critic), which introduced substantial computational and memory overhead, and the training process was often challenging due to instability (Rafailov et al., 2023a). In response, Direct Preference Optimization (DPO) (Rafailov et al., 2023b) was proposed as a stable, RL-free alternative that directly optimizes a policy on human preference data. Continuing this pursuit of efficiency, Group Relative Policy Optimization (GRPO), introduced in the DeepSeekMath paper (Shao et al., 2024a,b), further simplified the process. GRPO completely removes the value function by using the average reward of a group of sampled sequences as a baseline to estimate the advantage, making it particularly suitable for fine-tuning models with a massive number of parameters.

However, the simplicity of GRPO comes at the cost of precision in credit assignment. Its core mechanism assigns a uniform reward value to every token in a sequence based on the final outcome (e.g., whether a math answer is correct) (DeepSeek-AI, et al., 2025b,c). This "all-or-nothing" evaluation reveals significant flaws when applied to long Chain-of-Thought (CoT) tasks. For instance, in a 50-step mathematical proof, if the first 49 steps are perfectly correct but a calculation error in the final step leads to a wrong answer, the entire sequence receives zero reward. This means the 49 correct reasoning steps are penalized equally with the single incorrect step. Such a sparse and coarse feedback signal greatly reduces learning efficiency and has become a key bottleneck in enhancing the long-chain reasoning capabilities of LLMs (DeepSeek-AI, et al., 2025c).

The central idea of this paper stems from a key

point: in *correct* reasoning sequences, token positions where the model’s policy exhibits high entropy often correspond to critical decision points in the reasoning path or moments of uncertainty where the model explores among multiple plausible options (Cheng et al., 2025). For example, when choosing which mathematical theorem to apply or which logical connective to construct, the model’s uncertainty (i.e., entropy) naturally increases. We propose that this uncertainty can be used as a heuristic for credit assignment. By dynamically weighting the rewards using token-level entropy, we can focus the policy gradient updates more on these moments that are crucial to the final outcome, thereby providing a more effective and instructive learning signal. We call this method **Harnessing Uncertainty**. Based on this, our paper makes the following main contributions:

- We identify and analyze the problem of coarse-grained credit assignment in GRPO-like algorithms, positioning it as a key bottleneck limiting the improvement of long CoT reasoning capabilities. Then we propose **Group Token Policy Optimization (GTPO)**, a novel token-level algorithm that introduces a dynamic, entropy-weighted reward for each token, achieving true token-level credit assignment within the GRPO framework for the first time. From token to sequence, we propose **Sequence-Level Group Relative Policy Optimization (GRPO-S)**, a lightweight sequence-level alternative that strikes an attractive balance between performance and computational efficiency. By the way, when we define the objective functions of GTPO and GRPO-S, we provide **multiple options to balance the trade-off between training efficiency and performance**.
- We provide a theoretical analysis, rooted in variance reduction arguments, that motivates our objective function design and demonstrates its convergence properties. Besides, we also conduct comprehensive experiments on mathematical reasoning and code generation benchmarks, showing that GTPO and GRPO-S outperform strong baselines, including GRPO and DAPO (Yu et al., 2025a), validating the effectiveness of our entropy-based credit assignment method.

2 Related Work

2.1 The Evolution of Large Language Model Alignment Algorithms

LLM alignment techniques aim to make model behavior conform to human expectations and values. The field was initially dominated by PPO-based RLHF (Schulman et al., 2017; OpenAI Spinning Up). This classic paradigm consists of three stages: supervised fine-tuning (SFT), reward model training, and reinforcement learning optimization. Despite its power, its process is complex, sensitive to hyperparameters, and often unstable during training (Rafailov et al., 2023a,b).

To overcome these challenges, the research community has shifted towards more direct optimization methods. Direct Preference Optimization (DPO) (Rafailov et al., 2023a,b,c) was a landmark work that cleverly transformed the reward maximization problem into a simple classification loss, completely bypassing explicit reward modeling and the RL process. The success of DPO has spawned a series of variants, such as ODPO (Amini et al., 2024a,b), which considers the strength of preferences, and IPO (Hugging Face, 2024), which aims to solve overfitting, collectively advancing the RL-free alignment paradigm.

2.2 Value-Function-Free Policy Optimization

Our work builds directly on value-function-free policy optimization methods. **Group Relative Policy Optimization (GRPO)**, introduced by DeepSeek-Math (Shao et al., 2024a,b), is a representative of this direction. The core mechanism of GRPO is: for a given prompt, sample a group of G sequences from the current policy, and then use the average reward within this group as a baseline to calculate the advantage for each sequence (Kilcher, 2024; WordGPT Pro, 2025). This design eliminates the need for a separate value function network, greatly reducing memory consumption and computational complexity, which has led to great success in tasks like mathematical reasoning (Kilcher, 2024; DeepSeek-AI, et al., 2025a). However, the original GRPO is also sensitive to reward noise and can be unstable during training, which has prompted subsequent research for improvements (DeepSeek-AI, et al., 2025b; Yu et al., 2025a).

2.3 Comparison and Distinction with DAPO Decoupled Clip and Dynamic sAmpling Policy Optimization (DAPO) (Yu et al., 2025a,b) is

currently the state-of-the-art (SOTA) method for GRPO-style training in the open-source community. DAPO significantly improves the performance and stability of GRPO by introducing four key techniques: 1. **Clip-Higher**: Encourages model exploration and prevents entropy collapse by relaxing the upper bound of the PPO clipping range. 2. **Dynamic Sampling**: Filters out sample groups that are either all successful or all failures, ensuring that each training batch contains effective gradient signals, thus improving training efficiency. 3. **Token-Level Policy Gradient Loss**: A core improvement of DAPO, its objective function averages the loss over all tokens in a batch, rather than first summing within a sequence and then averaging across sequences as in the original GRPO (Yu et al., 2025a; DAPO-SIA Team, 2025; AI Papers Academy, 2025). 4. **Overlong Reward Penalty**: Penalizes excessively long generated sequences to reduce reward noise.

Our work shares some motivations with DAPO. Specifically, in Appendix A, we prove through variance analysis that the token-level loss normalization method used by DAPO (i.e., a single average over all tokens) is statistically superior to GRPO’s two-stage averaging method (Cheng et al., 2025). This provides a theoretical basis for our adoption of a similar loss function structure.

However, our core contribution is fundamentally different from DAPO’s. DAPO’s token-level loss addresses the normalization of the loss *calculation*, but its advantage term $\hat{A}_{i,t}$ remains **constant** for all tokens t within a given sequence i . This means DAPO does not solve the fundamental **credit assignment problem** we raised in the introduction. Our work, particularly the GTPO algorithm, directly reconstructs the reward signal itself by introducing a dynamic, non-uniform token-level reward $\tilde{r}_{i,t}$, thereby achieving true fine-grained credit assignment. In short, DAPO optimizes *how to sum the losses*, while we optimize *the content of the loss terms themselves*.

2.4 Entropy and Uncertainty in LLMs

Using model entropy as a measure of uncertainty has a long history in the machine learning field. Recent research has shown that during the reasoning process of LLMs, the entropy of the model’s generated probability distribution is highly correlated with cognitive uncertainty. For example, Cheng et al. (2025) found that in successful reasoning paths, high-entropy regions often correspond to

steps where the model engages in meaningful exploration and critical logical reasoning. This finding provides strong support for our use of entropy as a heuristic for credit assignment and forms the cornerstone of our methodology.

3 Dynamic Entropy Weighting for Policy Optimization

This section details our proposed dynamic entropy weighting framework, including its theoretical motivation and the implementation of the two specific algorithms, GTPO and GRPO-S.

3.1 Preliminaries: Group Relative Policy Optimization (GRPO)

The goal of GRPO is to optimize a policy π_θ such that the sequences it generates receive a higher reward than the group average. Given an input q , GRPO samples a group of G sequences $\{o_1, o_2, \dots, o_G\}$ from an old policy $\pi_{\theta_{\text{old}}}$. For each sequence o_i , we obtain a final reward r_i (e.g., 1 for a correct answer, 0 for incorrect). Its core advantage function \hat{A}_i is defined as the normalized value of the sequence reward relative to the group average reward:

$$\hat{A}_i = \frac{r_i - \text{mean}(\{r_k\}_{k=1}^G)}{\text{std}(\{r_k\}_{k=1}^G)} \quad (1)$$

The objective function of GRPO is a PPO-Clip style loss, but it uses \hat{A}_i as the advantage estimate for all tokens (Shao et al., 2024b).

3.2 Motivation: Towards Finer-Grained Advantage Estimation

A theoretical flaw in standard GRPO lies in how its advantage is estimated. As shown in our mathematical derivation in Appendix A (Cheng et al., 2025), when sequence lengths $|o_i|$ are unequal, a single average over all tokens (token-wise mean) has a lower variance than first averaging within sequences and then averaging across sequences (sequence-wise mean). Specifically, for the two reward mean estimators used to calculate the baseline (the subtractive term in the advantage function):

- Sequence-level mean: $\hat{R}_1 = \frac{1}{G} \sum_{i=1}^G r_i$
- Token-level mean: $\hat{R}_2 = \frac{\sum_{i=1}^G |o_i| r_i}{\sum_{i=1}^G |o_i|}$

It can be proven that $\text{Var}(\hat{R}_2) \leq \text{Var}(\hat{R}_1)$. Lower variance means more stable gradient estimates and

more efficient learning. This theoretical insight provides a solid mathematical foundation for our shift to a token-level objective function, a direction that also aligns with DAPO’s token-level policy gradient loss (Yu et al., 2025a). However, merely changing the normalization of the loss is not enough; we must further reshape the reward itself.

3.3 GTPO: Group Token Policy Optimization (Version 1)

GTPO aims to achieve the most fine-grained credit assignment by designing a unique reward for each token. Note here is the **first version**, for the **second version**, see section 4.5.

3.3.1 Token-Level Reward Design

We design a dynamic, entropy-weighted reward $\tilde{r}_{i,t}$ for the t -th token $o_{i,t}$ in sequence o_i . We first consider only successful sequences with a reward of 1 (assuming there are n such sequences). For any token $o_{i,t}$ in these sequences, its reward is defined as:

$$\tilde{r}_{i,t} = r_i + \alpha \frac{H_{i,t}}{\sum_{k=1}^n H_{k,t}} \cdot d_t \quad (2)$$

where:

- r_i is the original outcome reward of the sequence (here, 1).
- $H_{i,t} = -\sum_{v \in \mathcal{V}} \pi_{\theta_{\text{old}}}(v|q, o_{i,<t}) \log \pi_{\theta_{\text{old}}}(v|q, o_{i,<t})$ is the entropy of the policy when generating $o_{i,t}$.
- $\sum_{k=1}^n H_{k,t}$ is the sum of entropies of tokens at the same time step t across all successful sequences. This normalization term makes the reward **relative**, rewarding tokens that are more uncertain at a specific position than other successful paths.
- d_t is the number of sequences that are still being generated at time step t (i.e., sequence length is not less than t), which is a necessary scaling factor.
- $\alpha > 0$ is a hyperparameter that controls the weight of the entropy reward.
- For sequences with a reward of 0, we define $\tilde{r}_{i,t} = 0$ for all their tokens.

Crucially, in actual training, all entropy-related terms are treated as constants, and it is easy to see that their gradients are **not** backpropagated.

This prevents the model from simply outputting a uniform distribution to gain high rewards, which would lead to the generation of meaningless text.

3.3.2 GTPO Objective Function

Based on the newly designed token-level reward $\tilde{r}_{i,t}$, we can define a token-level advantage function $\tilde{A}_{i,t}$:

$$\tilde{A}_{i,t} = \frac{\tilde{r}_{i,t} - \text{mean}(\tilde{R})}{\text{std}(\tilde{R})} \quad (3)$$

where $\text{mean}(\tilde{R})$ and $\text{std}(\tilde{R})$ are the mean and standard deviation of rewards calculated over all tokens in the entire batch. Finally, the GTPO objective function is as follows:

$$\begin{aligned} \mathcal{J}_{\text{GTPO}}(\theta) = & \mathbb{E}_{\{o_i\} \sim \pi_{\theta_{\text{old}}}} \left[\frac{1}{\sum_{i=1}^G |o_i|} \sum_{i=1}^G \sum_{t=1}^{|o_i|} \min(w_{i,t}(\theta) \tilde{A}_{i,t}, \right. \\ & \left. \text{clip}(w_{i,t}(\theta), 1 - \epsilon_{\text{low}}, 1 + \epsilon_{\text{high}}) \tilde{A}_{i,t}) \right] \quad (4) \end{aligned}$$

where $w_{i,t}(\theta) = \frac{\pi_{\theta}(o_{i,t}|q, o_{i,<t})}{\pi_{\theta_{\text{old}}}(o_{i,t}|q, o_{i,<t})}$ is the importance weight. This objective function adopts a token-level normalization and clipping mechanism similar to DAPO, but its core driving force is our novel, non-uniform advantage term $\tilde{A}_{i,t}$.

3.4 GRPO-S: Sequence-Level Group Relative Policy Optimization (Version 1)

Now GTPO achieves token-level credit assignment within the GRPO framework, and we can also achieve sequence-level credit assignment within the GRPO framework. To address this, we propose GRPO-S. Its core idea is to use the **average entropy** of a sequence to adjust the reward for the entire sequence. Note here is the **first version**, for the **second version**, see section 4.6.

3.4.1 Sequence-Level Reward Design

For a successful sequence o_i , we define its weighted reward \hat{r}_i as:

$$\hat{r}_i = r_i + \beta \frac{\hat{H}_i}{\sum_{k=1}^n \hat{H}_k} \cdot n \quad (5)$$

where $\hat{H}_i = \frac{1}{|o_i|} \sum_{t=1}^{|o_i|} H_{i,t}$ is the average entropy of sequence o_i , and $\beta > 0$ is a hyperparameter controlling the weight. The objective function of GRPO-S has the same structure as standard GRPO

but uses a sequence-level advantage function calculated based on \hat{r}_i .

Multiple option of the definition of \hat{H}_i : In the equation above, we define $\hat{H}_i = \frac{1}{|o_i|} \sum_{t=1}^{|o_i|} H_{i,t}$, but there is another option for defining

$$\hat{H}_i = \left(\prod_{t=1}^{|o_i|} H_{i,t} \right)^{\frac{1}{|o_i|}}.$$

The former corresponds to the arithmetic mean, while the latter is the geometric mean. We are currently using the arithmetic mean, but mathematically, the geometric mean is greater than or equal to the arithmetic mean, which leads to a lower variance for the geometric mean. However, the geometric mean seems less efficient to compute. For now, I believe we can first test the arithmetic mean and later test the geometric mean.

3.4.2 Sequence-Level Importance Weight Design

Since we want to unify the entire objective function to be sequence-level, the importance weight must also be made sequence-level. For $1 \leq i \leq G$, we define the sequence-level importance weight as:

$$\hat{w}_i(\theta) = \frac{\sum_{t=1}^{|o_i|} \frac{\pi_{\theta}(o_{i,t}|q, o_{i,<t})}{\pi_{\theta_{old}}(o_{i,t}|q, o_{i,<t})}}{|o_i|}. \quad (6)$$

Multiple option of the definition of \hat{w}_i : The same as the definition of \hat{H}_i , the sequence-level importance weight defined is the arithmetic mean of the importance weights of all tokens in a sequence. Similarly, another way to define \hat{w}_i is using the geometric mean: $\hat{w}_i(\theta) = \left(\prod_{t=1}^{|o_i|} \frac{\pi_{\theta}(o_{i,t}|q, o_{i,<t})}{\pi_{\theta_{old}}(o_{i,t}|q, o_{i,<t})} \right)^{\frac{1}{|o_i|}}$. The respective advantages and disadvantages have been mentioned earlier.

3.4.3 Sequence-Level Objective Function

With the above preparations, we can now present the sequence-level objective function and its subsequent theoretical analysis:

$$\mathcal{J}_{\text{GRPO-S}}(\theta) = \mathbb{E}_{\{o_i\} \sim \pi_{\theta_{old}}} \left[\frac{1}{G} \sum_{i=1}^G \min \left(\hat{w}_i(\theta) \hat{A}_i, \text{clip}(\hat{w}_i(\theta), 1 - \epsilon_{\text{low}}, 1 + \epsilon_{\text{high}}) \hat{A}_i \right) \right], \quad (7)$$

where the advantage \hat{A}_i is defined as

$$\hat{A}_i = \frac{\hat{r}_i - \text{mean}(\{\hat{r}_k\}_{k=1}^G)}{\text{std}(\{\hat{r}_k\}_{k=1}^G)}. \quad (8)$$

3.5 Theoretical Analysis

We conducted a theoretical analysis of our proposed objective functions to ensure their convergence. Since the entropy term is detached during gradient calculation, our modification is essentially a redistribution of rewards.

3.5.1 For Token-level Objective Function

Since we only perform a weighted redistribution for tokens within reward-1 sequences and do nothing for reward-0 sequences, a simple calculation shows that $\sum_{i,t} \tilde{r}_{i,t} = (1 + \alpha) \sum_{i=1}^G |o_i| r_i$. The left side is the total sum of our newly defined rewards at the token level, while the right side is the original total reward at the token level. Therefore, we have:

$$\mathbb{E}[\text{mean}(\tilde{R})] = (1 + \alpha) \mathbb{E}[\text{mean}(R)].$$

Furthermore, based on our definition of $\tilde{r}_{i,t}$, we can deduce:

$$\mathbb{E}[\hat{A}_{i,t}] \approx (1 + \alpha) \mathbb{E}[\hat{A}_{i,t}].$$

where $\text{mean}(R) = \frac{\sum_i |o_i| r_i}{\sum_i |o_i|}$ and $\hat{A}_{i,t} = \frac{r_i - \text{mean}(R)}{\text{std}(R)}$. Note that $\text{std}(R)$ is the standard deviation of $\{r_i\}_{i=1}^G$, and the source of this $\text{mean}(R)$ is described in the appendix.

Finally, noting that we have detached the entropy part from the gradient calculation, we have:

$$\mathbb{E}[\nabla_{\theta} \mathcal{J}_{\text{GTPO}}(\theta)] \approx (1 + \alpha) \mathbb{E}[\nabla_{\theta} \mathcal{J}_{\text{DAPO}}(\theta)]. \quad (9)$$

This result indicates that our modification primarily affects the **step size** of the gradient update, without changing its **direction**. Therefore, the optimization process via gradient ascent will still converge to a theoretically sound optimum within the reinforcement learning framework. It is important to note that for the expectation of the gradient, we used an approximation. In the actual training strategy, the gradient update is not a simple scalar multiplication. Our token-level unification will have a more significant impact on the training dynamics. The complete mathematical derivation is provided in Appendix A.

3.5.2 For Sequence-level Objective Function

Similarly, since we only perform a weighted redistribution of reward for reward-1 sequences and do nothing for reward-0 sequences, a simple calculation yields $\sum_{i=1}^G \hat{r}_i = (1 + \beta) \sum_{i=1}^G r_i$. Thus, we have the following equation:

$$\mathbb{E}[\text{mean}(\{\hat{r}_k\}_{k=1}^G)] = (1 + \beta) \mathbb{E}[\text{mean}(\{r_k\}_{k=1}^G)],$$

and based on the definition of \hat{r}_i , we further obtain:

$$\mathbb{E}[\hat{A}_i] \approx (1 + \beta)\mathbb{E}[\hat{A}_i],$$

where \hat{A}_i is the advantage function from the GRPO algorithm. Finally, noting that we have detached the entropy part from the gradient, we have:

$$\mathbb{E}[\nabla_{\theta} \mathcal{J}_{\text{GRPO-S}}(\theta)] \approx (1 + \beta)\mathbb{E}[\nabla_{\theta} \mathcal{J}_{\text{GRPO}}(\theta)]. \quad (10)$$

Thus we can reach similar conclusions to the token-level case.

3.6 Algorithm Pseudocode

To clearly illustrate the implementation flow of GTPO and GRPO-S, we provide the pseudocode.

Algorithm 1 Group Token Policy Optimization (GTPO) Training Loop

```

1: Initialize: Policy network parameters  $\theta$ , reference policy  $\pi_{\theta_{\text{ref}}}$  (usually the SFT model), hyperparameters  $\alpha, G, \epsilon_{\text{low}}, \epsilon_{\text{high}}$ 
2: for training iteration  $k = 1, 2, \dots$  do
3:   Sample a batch of prompts  $q$  from the dataset
4:   Fix old policy  $\pi_{\theta_{\text{old}}} \leftarrow \pi_{\theta}$ 
5:   for each prompt  $q$  do
6:     Sample a group  $\{o_1, \dots, o_G\}$  from  $\pi_{\theta_{\text{old}}}(\cdot|q)$ 
7:     Compute the final reward  $r_i$  for each sequence  $o_i$ 
8:     for each sequence  $o_i$  do
9:       for each token  $o_{i,t}$  do
10:        Compute token entropy  $H_{i,t}$ 
11:      end for
12:    end for
13:  end for
14:  for each token  $o_{i,t}$  do
15:    if  $r_i = 1$  then
16:       $\tilde{r}_{i,t} \leftarrow 1 + \alpha \frac{\text{sg}(H_{i,t})}{\sum_{j=1}^n \text{sg}(H_{j,t})} \cdot d_t$ 
17:    else
18:       $\tilde{r}_{i,t} \leftarrow 0$ 
19:    end if
20:  end for
21:  Compute  $\text{mean}(\tilde{R})$  and  $\text{std}(\tilde{R})$  over all tokens
22:  for each token  $o_{i,t}$  do
23:    Compute advantage  $\tilde{A}_{i,t} \leftarrow \frac{\tilde{r}_{i,t} - \text{mean}(\tilde{R})}{\text{std}(\tilde{R})}$ 
24:  end for
25:  Update  $\theta$  by maximizing  $\mathcal{J}_{\text{GTPO}}(\theta)$  via SGD
26: end for

```

Algorithm 2 Sequence-Level Group Relative Policy Optimization (GRPO-S) Training Loop

```

1: Initialize: Policy network parameters  $\theta$ , reference policy  $\pi_{\theta_{\text{ref}}}$  (usually the SFT model), hyperparameters  $\beta, G, \epsilon_{\text{low}}, \epsilon_{\text{high}}$ 
2: for training iteration  $k = 1, 2, \dots$  do
3:   Sample a batch of prompts  $q$  from the dataset
4:   Fix old policy  $\pi_{\theta_{\text{old}}} \leftarrow \pi_{\theta}$ 
5:   for each prompt  $q$  do
6:     Sample a group  $\{o_1, \dots, o_G\}$  from  $\pi_{\theta_{\text{old}}}(\cdot|q)$ 
7:     Compute the final reward  $r_i$  for each sequence  $o_i$ 
8:     for each sequence  $o_i$  do
9:       Compute average entropy  $\hat{H}_i = \frac{1}{|o_i|} \sum_{t=1}^{|o_i|} H_{i,t}$ 
10:    end for
11:  end for
12:  Let  $n$  be the count of sequences with  $r_i = 1$ 
13:  for each sequence  $o_i$  do
14:    if  $r_i = 1$  then
15:      Compute weighted reward  $\hat{r}_i \leftarrow 1 + \beta \frac{\text{sg}(\hat{H}_i)}{\sum_{j=1}^n \text{sg}(\hat{H}_j)} \cdot n$ 
16:    else
17:       $\hat{r}_i \leftarrow 0$ 
18:    end if
19:  end for
20:  Compute mean  $\text{mean}(\{\hat{r}_k\})$  and std  $\text{std}(\{\hat{r}_k\})$  over all sequences in the group
21:  for each sequence  $o_i$  do
22:    Compute advantage  $\hat{A}_i \leftarrow \frac{\hat{r}_i - \text{mean}(\{\hat{r}_k\})}{\text{std}(\{\hat{r}_k\})}$ 
23:  end for
24:  Update  $\theta$  by maximizing  $\mathcal{J}_{\text{GRPO-S}}(\theta)$  via SGD
25: end for

```

4 Experiments

This section aims to validate the effectiveness of our proposed GTPO and GRPO-S algorithms through experiments. For the initial phase of the experiment, we benchmarked our approach against DAPO. And further experiments will be conducted.

4.1 Experimental Setup

- **Base Models:** To ensure reproducibility and demonstrate the general applicability of our methods, we selected **Qwen2.5-32B**.
- **Implementation Details:** All our reinforce-

ment learning experiments are built on the **verl** framework (Yu et al., 2025a; DAPO-SIA Team, 2025), which is consistent with the open-source implementation of DAPO to ensure a fair comparison. We will upload related resources on GitHub soon.

4.2 Baselines

For the initial phase of the experiment, we set up **DAPO** as our baseline. We reproduced the current state-of-the-art DAPO algorithm (Yu et al., 2025a), including all its key techniques. And we will set up other baselines as soon as possible.

4.3 Main Results

Our main experimental results are presented in the four figures below. These four figures correspond to entropy, response length, mean reward of the best 32 responses, and mean reward of the best 16 responses, respectively. For these four figures, **Qwen2.5-32B-DAPO_TOKEN** corresponds to **GTPO**, **Qwen2.5-32B-DAPO_SEQ** corresponds to **GRPO-S**, and **Qwen2.5-32B-DAPO_step1** corresponds to our baseline **DAPO**.

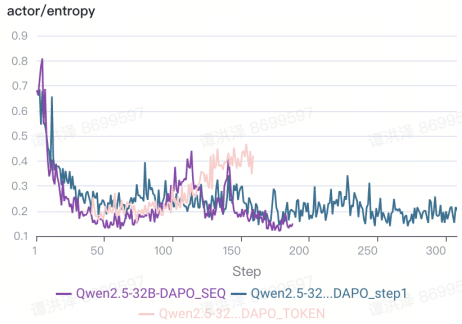


Figure 1: Entropy increases.

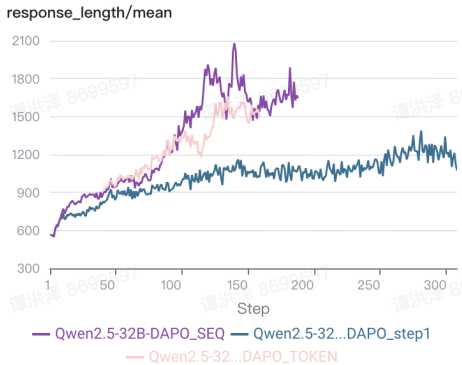


Figure 2: Response length increases.

From the result in Figure 1, we can see that both the GTPO and GRPO-S algorithms result in a

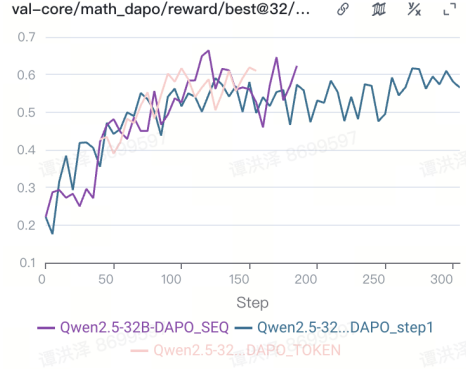


Figure 3: Mean reward over the best 32 responses.

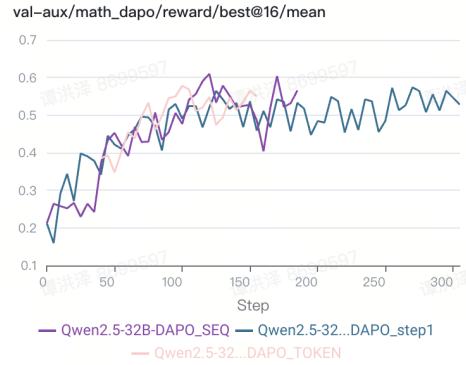


Figure 4: Mean reward over the best 16 responses.

rebound in entropy, which in turn directly causes an increase in response length, as shown in Figure 2. And from the results in Figure 3 and Figure 4, we can see that GTPO and GRPO-S significantly raise the performance ceiling of the policy.

4.4 Analysis

By redistributing rewards based on the levels of entropy, GTPO and GRPO-S create a relative reward differential. They also unified the GRPO objective function at the token and sequence levels, respectively. The experimental results from the initial phase indicate that both GTPO and GRPO-S can facilitate an increase in the model’s entropy. This, in turn, encourages the model to engage in deeper thinking, enabling it to surpass its current performance ceiling, which is directly manifested by an increase in response length and an improved upper performance limit. Both theory and experimental results confirm the value of our approach.

4.5 Updating GTPO

In addition to the mentioned improvements, we observed the following phenomenon in our experimental data: Taking math problems as an exam-

ple, during training, the first version of GTPO improved the accuracy of difficult math problems after training, but the accuracy of simple math problems decreased. The reason is that the first version relied too heavily on entropy weighting for the reward. Therefore, we applied a clip to the entropy-weighted reward and additionally considered adding a penalty for response length.

4.5.1 Updates to GTPO (Version 1)

Let $L = L_2 - L_1$, where $L_2 > L_1$ are two positive integers. First we define the punishment

$$R(i) = \begin{cases} 0 & \text{if } |y| \leq L, \\ \frac{L - |o_i|}{L_2} & \text{if } L < |o_i| \leq L_2, \\ -1 & \text{if } L_2 < |o_i|. \end{cases}$$

And we define the clip

$$\tilde{R}_{i,t} = \text{clip} \left(\alpha_1 + \alpha_2 \frac{H_{i,t}}{\sum_{k=1}^n H_{k,t}} d_t, 1, \alpha_1 + \frac{\alpha_1}{\kappa} \right) \quad (11)$$

where $\alpha_1 + \alpha_2 = 1$ and $\kappa > 1$.

Then we can define the new $\tilde{r}_{i,t}$ to be

$$\tilde{r}_{i,t} = \tilde{R}_{i,t} + R(i), \quad (12)$$

and we leave other parameters unchanged.

4.5.2 GTPO (Version 2)

Additionally, through observations of incorrectly answered samples in experiments, we note that the model still requires considerable training effort to produce correct answers. Therefore, we propose to redesign the reward structure for incorrect responses to give the **second version** GTPO, which enhances training efficiency and further raises the performance ceiling.

For any sequence with a reward of 1, denoted by o_j , we define $r_{j,t}^- = 0$ and define $\text{mean}(R_j)$ to be $\text{mean}(\tilde{R})$ as before. But for any sequence with a reward of 0, denoted by o_i , we define

$$r_{i,t}^- = \frac{\frac{1}{\mathcal{H}_{i,t}}}{\sum_{i=1}^m \frac{1}{\mathcal{H}_{i,t}}} \cdot h_t \cdot (-1), \quad (13)$$

where h_t is the number of sequences(with reward 0) that are still being generated at time step t , i.e., sequence length is not less than t . And we define

$$\text{mean}(R^-) = \text{mean}(\{r_{k,t}^-\}_{1 \leq k \leq G, 1 \leq t \leq |o_k|}). \quad (14)$$

Then we can define

$$A_{k,t}^- = \frac{r_{i,t}^- - \text{mean}(R^-)}{\text{std}(R^-)}. \quad (15)$$

To give the objective function of the second version GTPO, we need to rearrange the samples in a group to be $\{o_1, o_2, \dots, o_n, o_{n+1}, o_{n+2}, \dots, o_{n+m}\}$, where $\{o_1, o_2, \dots, o_n\}$ are the sequences with a reward of 1, and $\{o_{n+1}, o_{n+2}, \dots, o_{n+m}\}$ are the sequences with a reward of 0.

Finally, we can give the objective function of the second version GTPO

$$\begin{aligned} \mathcal{J}_{\text{GTPO.2}}(\theta) = & \mathbb{E}_{\{o_k\} \sim \pi_{\theta_{\text{old}}}} \left[\frac{1}{\sum_{k=1}^G |o_k|} \left(\sum_{i=1}^n \sum_{t=1}^{|o_i|} \min(w_{i,t}(\theta) \tilde{A}_{i,t}, \right. \right. \\ & \left. \left. \text{clip}(w_{i,t}(\theta), 1 - \epsilon_{\text{low}}, 1 + \epsilon_{\text{high}}) \tilde{A}_{i,t}) + \right. \right. \\ & \left. \left. \sum_{j=1}^m \sum_{t=1}^{|o_{n+j}|} \min(w_{n+j,t}(\theta) A_{n+j,t}^-, \right. \right. \\ & \left. \left. \text{clip}(w_{n+j,t}(\theta), 1 - \epsilon_{\text{low}}, 1 + \epsilon_{\text{high}}) A_{n+j,t}^-) \right) \right]. \end{aligned} \quad (16)$$

4.6 Updating GRPO-S

Similarly, we provide the GSPO-S update. For any sequence with a reward of 0, denoted by o_i , we define

$$r_i^- = \frac{\frac{1}{\hat{H}_i}}{\sum_{k=1}^m \frac{1}{\hat{H}_k}} \cdot m \cdot (-1), \quad (17)$$

and for any sequence with a reward of 1, denoted by o_j , we define $r_j^- = 0$.

Finally, we can give the objective function of the second version GRPO-S

$$\begin{aligned} \mathcal{J}_{\text{GRPO-S.2}}(\theta) = & \mathbb{E}_{\{o_i\} \sim \pi_{\theta_{\text{old}}}} \left[\frac{1}{G} \left(\sum_{i=1}^n \min(\hat{w}_i(\theta) \hat{A}_i, \right. \right. \\ & \left. \left. \text{clip}(\hat{w}_i(\theta), 1 - \epsilon_{\text{low}}, 1 + \epsilon_{\text{high}}) \hat{A}_i) + \right. \right. \\ & \left. \left. \sum_{j=n+1}^G \min(\hat{w}_j(\theta) A_j^-, \right. \right. \\ & \left. \left. \text{clip}(\hat{w}_j(\theta), 1 - \epsilon_{\text{low}}, 1 + \epsilon_{\text{high}}) A_j^-) \right) \right], \end{aligned} \quad (18)$$

where the advantage A_i^- is defined as

$$A_i^- = \frac{r_i^- - \text{mean}(\{r_k^-\}_{k=1}^G)}{\text{std}(\{r_k^-\}_{k=1}^G)}. \quad (19)$$

4.7 Theoretical Analysis for Updating GTPO and GRPO-S

This part is similar to the previous analysis in section 3.5. No more details will be given here, and they will be supplemented in the appendix later.

5 Discussion

Our experimental results strongly demonstrate the effectiveness of dynamic entropy weighting in enhancing the reasoning capabilities of LLMs. For GTPO, the result indicates that in long CoT reasoning, accurately identifying and rewarding the key, high-uncertainty decision points is a more effective learning paradigm than simply providing a general final outcome reward. Meanwhile, GRPO-E also shows performance superior to strong baseline. It captures the overall exploratory value through the average entropy of a sequence.

However, our work also has some limitations. First, entropy is only a heuristic measure of reasoning importance and may not be perfect in all cases. For example, some simple, templated reasoning steps might also exhibit high entropy due to lexical diversity. Second, compared to DAPO, GTPO requires additional computational and storage overhead for entropy calculation, although this overhead is manageable in practice.

Future work could proceed in several directions. First, the idea of entropy weighting could be extended to other RL alignment algorithms, such as combining it with DPO to explore whether it can bring more fine-grained signals to preference learning. Second, more complex credit assignment heuristics beyond entropy could be investigated. For example, could a lightweight credit model be trained specifically to predict the contribution of each token to the final outcome, thereby providing a more precise signal than entropy?

Lastly, I'd like to revisit the concept of entropy. A key idea in this paper is the relative nature of entropy—whether it is high or low. To measure this relativity, we can, in fact, identify three different approaches: 1) The first method is to compare the entropy of tokens generated at the same position across different responses. 2) The second method is to compare the entropy of tokens at different positions within the same single response. 3) The third method is to compare the entropy of all tokens from all responses collectively. As for which of these three approaches is superior, further experimentation is needed for verification. To visualize

this more vividly, if we arrange these entropies into a matrix where each row represents a response and each column represents a token position, then the first method corresponds to comparing entropies within a column, the second corresponds to comparing entropies within a row, and the third corresponds to comparing all entropies in the entire matrix. Note that the following $H_{i,t}$ means the entropy of the t -th token in the i -th response.

$$\text{Method 1 : } \begin{bmatrix} H_{1,1} & \cdots & H_{1,t} & \cdots & H_{1,l} \\ H_{2,1} & \cdots & H_{2,t} & \cdots & H_{2,l} \\ \vdots & \ddots & \vdots & \ddots & \vdots \\ H_{i,1} & \cdots & H_{i,t} & \cdots & H_{i,l} \\ \vdots & \ddots & \vdots & \ddots & \vdots \\ H_{n,1} & \cdots & H_{n,t} & \cdots & H_{n,l} \end{bmatrix}.$$

$$\text{Method 2 : } \begin{bmatrix} H_{1,1} & \cdots & H_{1,t} & \cdots & H_{1,l} \\ H_{2,1} & \cdots & H_{2,t} & \cdots & H_{2,l} \\ \vdots & \ddots & \vdots & \ddots & \vdots \\ H_{i,1} & \cdots & H_{i,t} & \cdots & H_{i,l} \\ \vdots & \ddots & \vdots & \ddots & \vdots \\ H_{n,1} & \cdots & H_{n,t} & \cdots & H_{n,l} \end{bmatrix}.$$

$$\text{Method 3 : } \begin{bmatrix} H_{1,1} & \cdots & H_{1,t} & \cdots & H_{1,l} \\ H_{2,1} & \cdots & H_{2,t} & \cdots & H_{2,l} \\ \vdots & \ddots & \vdots & \ddots & \vdots \\ H_{i,1} & \cdots & H_{i,t} & \cdots & H_{i,l} \\ \vdots & \ddots & \vdots & \ddots & \vdots \\ H_{n,1} & \cdots & H_{n,t} & \cdots & H_{n,l} \end{bmatrix}.$$

6 Conclusion

This paper addresses the prevalent issue of coarse-grained credit assignment in the reinforcement learning of LLMs by proposing an innovative framework based on dynamic entropy weighting. We have designed two new algorithms: Group Token Policy Optimization (GTPO), which implements precise token-level rewards, and a computationally efficient sequence-level variant, Sequence-Level Group Relative Policy Optimization (GRPO-S). Our core idea is to use the policy entropy of the model on successful reasoning paths as a proxy for uncertainty, thereby concentrating the learning signal on critical reasoning steps.

The initial phase of the experiment have validated the effectiveness of our methods. In sev-

eral aspects, GTPO and GRPO-S significantly surpasses DAPO. Ablation studies and qualitative analyses further confirm that the performance improvement is indeed due to the more refined credit assignment brought by the entropy weighting mechanism.

In conclusion, this work demonstrates that starting from the fundamental question of what to reward, designing more principled credit assignment mechanisms is a key step in advancing LLMs from simple imitation to deep reasoning. Furthermore, the structural consistency of the objective function is crucial. The token-level and sequence-level components must not be intermingled. A more detailed proof can be found in the appendix. We believe that harnessing and utilizing the intrinsic uncertainty of models will open new paths for developing the next generation of more powerful and reliable AI systems.

References

- AI Papers Academy. 2025. DAPO: Enhancing GRPO For LLM Reinforcement Learning. Blog.
- Afra Amini, Tim Vieira, and Ryan Cotterell. 2024a. Direct preference optimization with an offset. *arXiv preprint arXiv:2402.10571*.
- Afra Amini, Tim Vieira, and Ryan Cotterell. 2024b. Direct preference optimization with an offset. In *Findings of the Association for Computational Linguistics: ACL 2024*.
- Daixuan Cheng, Shaohan Huang, Xuekai Zhu, Bo Dai, Wayne Xin Zhao, Zhenliang Zhang, and Furu Wei. 2025. Reasoning with exploration: An entropy perspective. *arXiv preprint arXiv:2506.14758*.
- DAPO-SIA Team. 2025. DAPO Project Page. <https://dapo-sia.github.io/>.
- DeepSeek-AI. 2025a. DeepSeek-R1: Incentivizing Reasoning Capability in LLMs via Reinforcement Learning. *arXiv preprint arXiv:2501.12948*.
- DeepSeek-AI. 2025b. DeepSeek-R1: Incentivizing Reasoning Capability in LLMs via Reinforcement Learning. *arXiv preprint arXiv:2501.12948*.
- DeepSeek-AI, et al. 2025a. DeepSeek-R1: Incentivizing Reasoning Capability in LLMs via Reinforcement Learning. *arXiv preprint arXiv:2501.12948*.
- DeepSeek-AI, et al. 2025b. Multi-Layer GRPO. *arXiv preprint arXiv:2506.04746*.
- DeepSeek-AI, et al. 2025c. Multi-Layer GRPO. *arXiv preprint arXiv:2506.04746*.
- Hugging Face. 2024. Preference Tuning LLMs with TRL. <https://huggingface.co/blog/pref-tuning>.
- Yannic Kilcher. 2024. Deepseek-R1’s GRPO explained. https://www.youtube.com/watch?v=bAWV_yrqx4w.
- OpenAI Spinning Up. Proximal Policy Optimization. <https://spinningup.openai.com/en/latest/algorithms/ppo.html>.
- Rafael Rafailov, Archit Sharma, Eric Mitchell, Stefano Ermon, Christopher D Manning, and Chelsea Finn. 2023a. Direct preference optimization: Your language model is secretly a reward model. In *Advances in Neural Information Processing Systems*, volume 36.
- Rafael Rafailov and 1 others. 2023b. Direct preference optimization: Your language model is secretly a reward model. NeurIPS 2023 Poster.
- Rafael Rafailov and 1 others. 2023c. Direct preference optimization: Your language model is secretly a reward model. *arXiv preprint arXiv:2305.18290*.
- John Schulman, Filip Wolski, Prafulla Dhariwal, Alec Radford, and Oleg Klimov. 2017. Proximal policy optimization algorithms. *arXiv preprint arXiv:1707.06347*.
- Zhihong Shao and 1 others. 2024a. DeepSeek-Math: Pushing the Limits of Mathematical Reasoning in Open Language Models. *arXiv preprint arXiv:2402.03300*.
- Zhihong Shao and 1 others. 2024b. DeepSeek-Math: Pushing the Limits of Mathematical Reasoning in Open Language Models. *arXiv preprint arXiv:2402.03300v3*.
- WordGPT Pro. 2025. DeepSeek-R1 GRPO Training. Blog.
- Qiyong Yu and 1 others. 2025a. DAPO: An Open-Source LLM Reinforcement Learning System at Scale. *Technical Report*.
- Qiyong Yu and 1 others. 2025b. DAPO: An Open-Source LLM Reinforcement Learning System at Scale. *arXiv preprint arXiv:2503.14476*.

A Complete Mathematical Proofs

A.1 Variance Comparison of Two Mean Calculation Methods

This section provides a detailed proof to show that when estimating the mean of a random variable, directly taking the total mean of all samples (Method 2) is superior to first calculating subgroup means and then averaging them (Method 1).

Let there be a random variable X with mean $\mathbb{E}[X] = \mu$ and variance $\text{Var}(X) = \sigma^2$. We have m independent groups, and for the i -th group, we sample n_i times independently and identically distributed to get samples $\{x_i^{(1)}, x_i^{(2)}, \dots, x_i^{(n_i)}\}$.

Method 1: First Compute Subgroup Means, Then Average For each subgroup i ($1 \leq i \leq m$), we compute its sample mean:

$$\bar{x}_i = \frac{1}{n_i} \sum_{j=1}^{n_i} x_i^{(j)} \quad (20)$$

The expectation of each \bar{x}_i is $\mathbb{E}[\bar{x}_i] = \mu$, and its variance is $\text{Var}(\bar{x}_i) = \frac{\sigma^2}{n_i}$. Then, we estimate the mean of X as the average of these subgroup means:

$$\hat{X}_1 = \frac{1}{m} \sum_{i=1}^m \bar{x}_i \quad (21)$$

The expectation of \hat{X}_1 is $\mathbb{E}[\hat{X}_1] = \frac{1}{m} \sum_{i=1}^m \mathbb{E}[\bar{x}_i] = \mu$, which is an unbiased estimator. Its variance is:

$$\text{Var}(\hat{X}_1) = \frac{\sigma^2}{m^2} \sum_{i=1}^m \frac{1}{n_i} \quad (22)$$

Method 2: Directly Compute the Grand Mean of All Samples The total number of samples is $N = \sum_{i=1}^m n_i$. We directly compute the mean of all samples:

$$\hat{X}_2 = \frac{1}{N} \sum_{i=1}^m \sum_{j=1}^{n_i} x_i^{(j)} \quad (23)$$

The expectation of \hat{X}_2 is $\mathbb{E}[\hat{X}_2] = \mu$, also an unbiased estimator. Its variance is:

$$\text{Var}(\hat{X}_2) = \frac{\sigma^2}{N} = \frac{\sigma^2}{\sum_{i=1}^m n_i} \quad (24)$$

Comparing $\text{Var}(\hat{X}_1)$ and $\text{Var}(\hat{X}_2)$ According to the Arithmetic Mean-Harmonic Mean (AM-HM) inequality, for any set of positive numbers n_1, \dots, n_m , we have:

$$\frac{\sum_{i=1}^m n_i}{m} \geq \frac{m}{\sum_{i=1}^m \frac{1}{n_i}} \quad (25)$$

This means the arithmetic mean is greater than or equal to the harmonic mean, with equality holding if and only if all n_i are equal. Since $A \geq H$, it follows that $\frac{1}{A} \leq \frac{1}{H}$. Therefore,

$$\text{Var}(\hat{X}_2) \leq \text{Var}(\hat{X}_1) \quad (26)$$

It shows that Method 2 is statistically superior because it provides an estimator with smaller (or equal) variance. In the context of RL training for LLMs, m corresponds to the number of sequences in a batch, G , and n_i corresponds to the length of the i -th sequence, $|o_i|$. Since generated sequence lengths are typically different, $\text{Var}(\hat{X}_2) < \text{Var}(\hat{X}_1)$.

A.2 Unifying the objective function of GRPO at Token-Level

However, the previous proof is based on the assumption that the random variables are uniformly distributed. For a more precise proof, we need to perform a substitution on the random variables.

Continuing from the random variable X above, we consider the random variable $Y = f(X)$, where f does not have a specific functional form, but given a value of X , we can obtain a deterministic value of Y (analogous to a neural network). For a specific sample $x_i^{(j)}$, we can get the corresponding value of Y as:

$$y_i^{(j)} = f(x_i^{(j)}) = \frac{\pi_{\theta}(o_{i,j}|q, o_{i,<j})}{\pi_{\theta_{old}}(o_{i,j}|q, o_{i,<j})} (x_i^{(j)} - c),$$

where c is a constant, corresponding to $\text{mean}(\{R_i\}_{i=1}^G)$.

If we define $\bar{y}_i = \frac{1}{n_i} \sum_{j=1}^{n_i} y_i^{(j)}$ and use the two methods from above to estimate $[Y]$, an identical proof allows us to obtain:

$$\text{Var}(\hat{Y}_2) \leq \text{Var}(\hat{Y}_1).$$

This completes the proof. Thus, we have the following conclusion.

Conclusion 1. If we consider unifying GRPO at the token-level, we should do a single average $\sum \frac{1}{|o_i|}$ rather than a two-stage average $\frac{1}{G} \sum \frac{1}{|o_i|}$. Therefore, the leading coefficient of GTPO, $\sum \frac{1}{|o_i|}$, is superior to that of GRPO.

Next, we analyze the $\text{mean}(\{R_i\}_{i=1}^G)$ part of the GRPO objective function. First, we know that the ideal state of the advantage function is $A = Q - V$, where Q is the action-value and V is the state-value. Therefore, during sampling, we need to estimate Q and V as accurately as possible. The analysis in A.1 for Y is actually an analysis of the estimation method for Q . DAPO has already modified this, but we can consider changing the estimation method for V . The term $\text{mean}(\{R_i\}_{i=1}^G)$ is the estimate for V . Theoretically, there is a more accurate estimation method, which we prove below.

Currently, the way GRPO and DAPO assign rewards to each token in a sequence is by taking the reward from the last token and assigning it to all preceding tokens in that sequence. The final sampling result is equivalent to the result obtained from the following sampling method: We sample G groups of samples, where each group o_i corresponds to a set of samples $\{r_i^{(1)}, r_i^{(2)}, \dots, r_i^{(|o_i|)}\}$.

We then take the arithmetic mean for each group to get $\bar{r}_i = \frac{1}{|o_i|} \sum_{j=1}^{|o_i|} r_i^{(j)}$, and then we assume the collected sample for each group is $\{\bar{r}_i, \bar{r}_i, \dots, \bar{r}_i\}$ ($|o_i|$ times).

Without confusion, we still use the notation $\{r_i^{(1)}, \dots, r_i^{(|o_i|)}\}$ to represent the set of samples corresponding to o_i , but we must note that we have the relation $r_i^{(1)} = r_i^{(2)} = \dots = r_i^{(|o_i|)} = \bar{r}_i$.

Since we are considering the problem at the token-level, the R (reward) in $\text{mean}(R)$ should also be at the token-level, not simply at the sequence-level. We cannot ignore the length of the sequence (i.e., the number of tokens) just because the default sample values within each sequence are identical. The reason is as follows: since the sampling of rewards here is all i.i.d., it is completely equivalent to the analysis of the random variable X in A.1. Here, we are dealing with i.i.d. samples of R . Let's set:

$$\hat{R}_1 := \frac{1}{G} \sum_{i=1}^G \bar{r}_i, \quad \hat{R}_2 := \frac{1}{\sum |o_i|} \sum_{i=1}^G \sum_{j=1}^{|o_i|} r_i^{(j)}.$$

If we define the reward corresponding to the last token as r_i , we have the following notation consistent with GRPO:

$$\hat{R}_1 = \frac{1}{G} \sum_{i=1}^G r_i, \quad \hat{R}_2 = \frac{\sum |o_i| r_i}{\sum |o_i|}.$$

Based on the previous proof for X , we can easily know that $\text{Var}(\hat{R}_2) \leq \text{Var}(\hat{R}_1)$. This completes the proof. Thus we have the following conclusion.

Conclusion 2. If we consider unifying GRPO at the token-level, we should replace $\text{mean}(\{R_i\}_{i=1}^G)$ in GRPO with

$$\text{mean}(R) := \frac{\sum_{i=1}^G |o_i| r_i}{\sum_{i=1}^G |o_i|}.$$

A.3 Gradient Analysis

This section briefly analyzes the expected gradient of the GTPO and GRPO-S objective function. Since the entropy term is detached during gradient calculation, it is easy to calculate that

$$\begin{aligned} \nabla_{\theta} J_{\text{GTPO}}(\theta) &= \mathbb{E}_{\{o_i\}_{i=1}^G \sim \pi_{\theta_{\text{old}}}(\cdot|q)} \left[\frac{1}{\sum_{i=1}^G |o_i|} \sum_{i=1}^G \right. \\ &\quad \left. \sum_{t=1}^{|o_i|} w_{i,t}(\theta) \tilde{A}_{i,t} \nabla_{\theta} \log \pi_{\theta}(o_{i,t} | q, o_{i,<t}) \right]. \end{aligned} \quad (27)$$

And according to policy gradient theorem, it is easy to calculate that

$$\begin{aligned} \nabla_{\theta} J_{\text{GRPO-S}}(\theta) &= \mathbb{E}_{\{o_i\}_{i=1}^G \sim \pi_{\theta_{\text{old}}}(\cdot|q)} \left[\frac{1}{G} \sum_{i=1}^G \hat{w}_i(\theta) \hat{A}_i \cdot \right. \\ &\quad \left. \nabla_{\theta} \log \pi_{\theta}(o_{i,t} | q, o_{i,<t}) \cdot \frac{1}{|o_i|} \sum_{t=1}^{|o_i|} \log \pi_{\theta}(o_{i,t} | q, o_{i,<t}) \right]. \end{aligned} \quad (28)$$