

Deeper Inside Deep ViT

Sungrae Hong

Graduate School of Data Science

KAIST

DaeJeon, Republic of Korea

sun.hong@kaist.ac.kr

Abstract

There have been attempts to create large-scale structures in vision models similar to LLM, such as ViT-22B. While this research has provided numerous analyses and insights, our understanding of its practical utility remains incomplete. Therefore, we examine how this model structure reacts and train in a local environment. We also highlight the instability in training and make some model modifications to stabilize it. The ViT-22B model, trained from scratch, overall outperformed ViT in terms of performance under the same parameter size. Additionally, we venture into the task of image generation, which has not been attempted in ViT-22B. We propose an image generation architecture using ViT and investigate which between ViT and ViT-22B is a more suitable structure for image generation.¹

1 Introduction

"No, I told you I like big ones. I like everything big."

(Hyejeong Choi, Netflix series The Glory, 2022)

The advent of the Largest Large Language Models (LLMs) [5, 27] has provided a new perspective on how we deal with deep learning models. It has demonstrated superior performance by designing a massive foundation model first and then applying it to downstream tasks, as opposed to creating smaller task-specific models [22, 29]. This trend is increasingly prominent in vision research as well. [31] proposed a method for scaling the ViT model, showcasing the feasibility of envisioning a foundation model for vision. However, this attempt, with a size of 15B, is still small compared to LLM models with 540B [5]. Therefore, ViT-22B [6] elevates the number of learnable parameters to 22B through architectural and recipe modifications. This model not only achieved state-of-the-art or comparable performance in numerous quantitatively evaluable downstream tasks but also demonstrated superior performance qualitatively compared to several vision models.

In this manner, we are seeking findings aligned with the belief that larger sizes of all deep learning models would be beneficial. However, some studies caution against the belief that a foundation model is superior for all tasks, emphasizing the need for careful consideration [3]. This has been analyzed from a linguistic perspective, where comments on the model's reliability and potential for development vary among experts in different fields. Due to the slower pace of progress in vision foundation models compared to language foundation models, it is challenging to pinpoint specific issues. However, what is certain is that ViT-22B is trained on a massive private dataset [26, 19], and its trained parameters are not disclosed², making it difficult for us to derive benefits from it.

¹Source code is available at <https://github.com/HongSungRae/ai602>

²https://www.reddit.com/r/MachineLearning/comments/9zj7wl/d_how_do_i_get_googles_jft300m_dataset/

This implies that if we have data available at the local or station level, we need to train the ViT-22B model ourselves. Moreover, we are yet to understand whether the model’s advancements solely originate from its size or if there are reasons embedded in its structure changes. Existing research lacks experiments that unify the size of the model and the pre-training dataset(*i.e.* JFT). Therefore, we locally train the ViT-22B structure and observe the training process to understand how it reacts. During the model’s training, we observed a phenomenon of the gradient explosively increasing. This appears to stem from the parallel linear structure without normalization or regulation. As evidence, the introduction of normalization to this parallel network resolved the issue. The results of scratch training ViT and ViT-22B under the same conditions guide us in choosing the appropriate structure.

Additionally, we analyze the task of image generation, which has not been attempted in the ViT-22B research. While image generation is a widely studied area in computer vision [16, 24, 4, 30], there is limited research based on the ViT architecture [15, 13, 9]. We introduce a new structure called ViTUnet and use ViT and ViT-22B as backbones to observe how these models perform in image generation. The ViTUnet structure involves a process similar to Unet [25], incorporating residual and encoding-decoding steps to map and reconstruct images in lower dimensions. We highlight the absence of an image reconstruction structure based on ViT and present the performance of our proposed model qualitatively and quantitatively.

2 Related Work

2.1 Vision Transformer

The Transformer architecture [28] has achieved remarkable performance improvements in language translation [10] and question-answering tasks [5]. The operations based on attention mechanisms faithfully mimic language capabilities that require deducing relationships between words in a sequence. On the other hand, [7] argued that images can also be formulated as sequences. Flattening an image by cutting it into patches in a sequential order results in a sequence of patches. We refer to this structure as Vision Transformer (ViT), and it has achieved state-of-the-art (SOTA) results in various vision tasks when pre-trained on datasets comprising millions of private images [26]. The attention mechanism, lacking the inductive bias for local features present in traditional vision models (such as CNNs), requires more extensive training data to achieve its effects [28, 8]. [17] proposed the Swin Transformer, a variant of ViT, by adjusting patch sizes to mimic the effects coming from the various receptive fields in CNNs. Similar to how deeper CNN layers increase the receptive field, upper layers in Swin Transformer explore information from wider regions. [20] introduced a groundbreaking ViT structure with reduced learning parameters. While the conventional ViT addressed the absence of inductive bias with a significantly larger model capacity, this proposal implemented it solely through tensor unfold and self-attention. Despite these advancements, exploration for the vision foundation model remained insufficient.

2.2 ViT-22B

ViT-22B [6] addresses the absence of a vision foundation model and introduces a new ViT architecture along with parameter settings. Instead of a feed-forward network, it incorporates a parallelized linear network and introduces layer normalization for both key and query to prevent gradient exploding. Special parallelization strategies are required to train the 22B parameters. This research tackles this challenge from two novel perspectives. According to their experimental results, the massive ViT structure demonstrates good performance across most downstream tasks. However, in-depth analysis of this structure and information for practical applications at the local scale are still lacking.

3 Training ViT-22B on Local

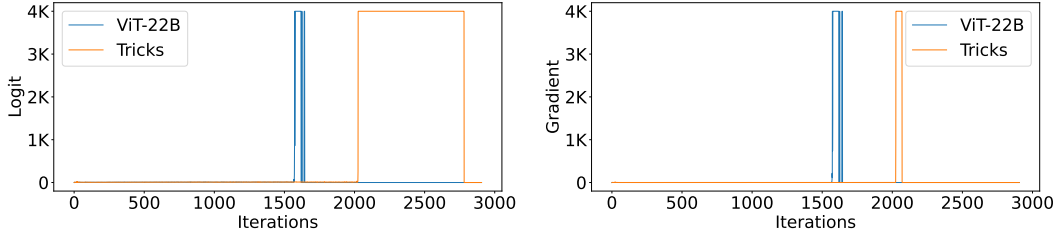
3.1 Training scheme for ViT-22B

$$y' = \text{LayerNorm}(x) \quad (1)$$

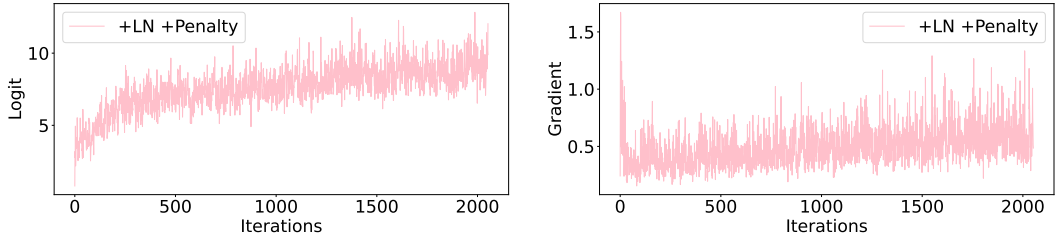
$$y = x + \text{LayerNorm}(\text{MLP}(y')) + \text{Attention}(y') \quad (2)$$

Layers	Hidden D	MLP Size	Heads	# Params		Note
				ViT	ViT-22B	
12	192	768	3	5.8M	5.6M	Tiny/16
12	384	1536	6	22.2M	22.1M	Small/16
12	768	3072	12	86M	87.9M	Base/16
24	1024	4096	16	307M	307M	Large/16
32	1280	5120	16	632M	-	ViT-H/16
48	6144	24576	48	-	21743M	ViT-22B/16

Table 1: Recipe and the number of parameters.



(a) Logits and gradients when original ViT-22B is combined with slight tricks. For convenience, we replaced all values exceeding 4K with 4K for plotting. After the gradient exploding, the optimizer takes very large steps, causing the model to essentially collapse.



(b) The LayerNorm and gradient penalty to the model enabled stable training for hundreds of epochs.

Figure 1: Logit and gradients between three training strategies.

Figure 1 illustrates the unstable training process of ViT-22B with a maximum of 86 million learnable parameters. ViT-22B showed logit values exceeding 4K around 1500 iterations (after 2 epochs). The maximum gradient value also extremely increased, indicating gradient exploding. To mitigate this issue, we employed well-known *Tricks*, including gradient clipping, auto mixed precision [21], and a small learning rate. For gradient clipping, we empirically set the threshold to 10 after observing the gradients. Learning rates ranging from $1e-5$ to $5e-4$ were used. However, these conventional tricks only delayed the manifestation of gradient exploding without preventing it. To stabilize the local training of ViT-22B, we employed three methods. Small learning rates and weight decay were used to prevent the explosive growth of gradients. Finally, we made slight modifications to the model’s structure. In the case of ViT-22B, linear networks are placed in parallel with self-attention. While in the original ViT-22B, LayerNorm [1] was applied only to query and key for preventing gradient exploding [6, 11], there was no normalization regulating the explosive gradient flow in parallel linear networks. Therefore, we applied LayerNorm to the output of linear networks as well, as shown in Equation 2. After applying these three methods, the training became stable, as depicted in Figure 1b, and we could optimize the network up to 200 epochs without encountering gradient exploding.

3.2 Classification from scratch

We conducted an objective comparison of the performance between models trained from scratch, namely ViT-22B and ViT. The experimental results from [6] were not objectively comparable due to variations in the sizes of pretraining datasets. Particularly for ViT-22B, being pretrained on a 4B dataset provided a significantly advantageous starting point compared to ViT, which was trained on a 300M dataset. We trained the models using the AdamW optimizer [18] for 200 epochs and introduced

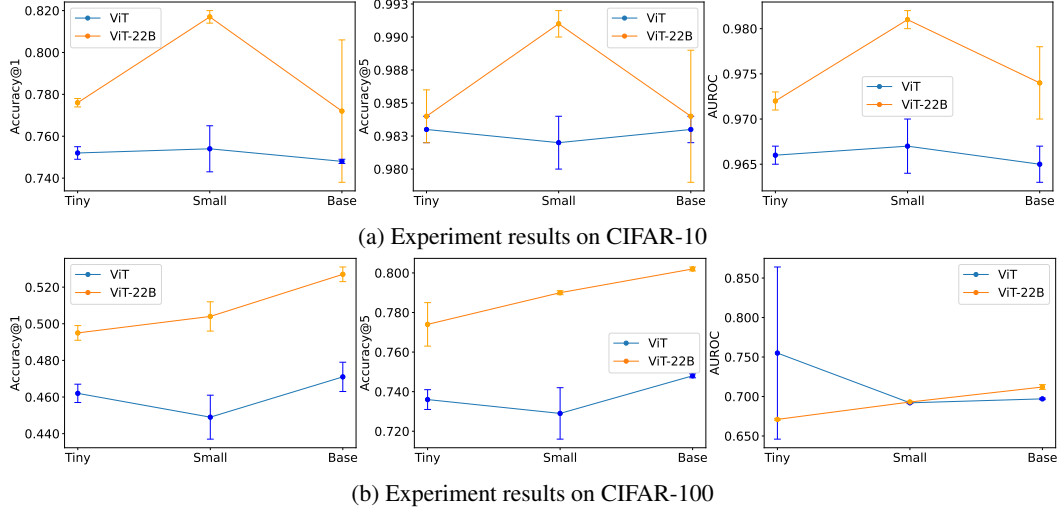


Figure 2: Classification results of ViTs that trained from scratch.

a multistep learning rate scheduler at 30%, 60%, and 90% of the total epochs. Only elementary spatial augmentations like flips were applied.

Figure 2 presents the classification experiment results for CIFAR-10 and 100. Overall, the ViT-22B architecture exhibited superior performance to ViT. In the case of CIFAR-10, models from the Small recipe with fewer parameters outperformed Base recipe models with over 80M parameters. This suggests that when the dataset size is not sufficiently large, a large model may not be necessary for training ViT. On larger datasets like CIFAR-100, there was a tendency for performance to improve with the increase in model size. The results obtained from training from scratch show numerical values similar to the findings³⁴.

4 Image Generation

We explore a topic not investigated in the ViT-22B research: Generative Models. While ViT has been extensively studied and practically applied in almost all areas of vision, it is not commonly used in generative models. This is because ViT’s self-attention does not inherently capture the representation of images [23, 2]. As a result, only a few studies have ventured into image generation based on ViT. [13] proposed a method for generating high-resolution images from noise z using the ViT structure. This involves upscaling images generated from noise to create high-resolution images. Simultaneously, an auxiliary task for resolution is introduced as a loss term to generate high-quality images. [15], similar to [14], first maps the style into a certain embedding space and then feeds it into the ViT structure to generate images. [9] uses a feature bag called a code book to preserve the inductive bias advantage of CNN. Since these studies either generate images from noise or require a reference, they cannot be applied to image-to-image translation. Therefore, we propose an architecture that enables image-to-image translation using both the ViT and ViT-22B structures.

4.1 New architecture for ViT based Image2Image translation

We propose a ViT-based generative architecture for image translation: ViTUnet. This structure draws inspiration from the widely used Unet [25] in image generation. Similar to the Swin [17] architecture, which mimics the advantages of CNN-based models observing various resolutions, our structure operates by receiving inputs of various sizes and fusing them. Figure 3 illustrates the entire flow of ViTUnet. The input is divided into patches of size p , embedded with patch dimension. To this embedding, we add learnable positional embeddings to provide spatial information. The model consists of encoding and decoding processes, with the decoding process incorporating

³<https://github.com/ra1ph2/Vision-Transformer>

⁴<https://github.com/kentaroy47/vision-transformers-cifar10>

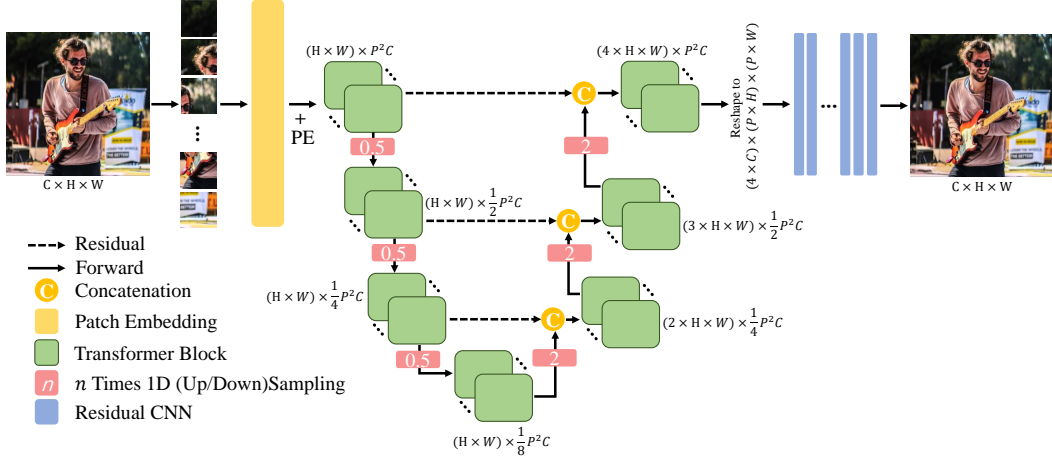




Figure 3: ViTUNet Architecture



(a) Images that ViTUNet generated.



(b) Images that ViT22BUNet generated.

Figure 4: Results of image generation for Apple2Orange and Monet2Photo

both transformer and CNN residual structures. In the encoding, the embedded patches undergo downsampling after passing through a transformer structure with depth/6 iterations, and they are then fed into the next transformer structure for depth/6 iterations. Subsequently, in the decoding, the input is upsampled by twice as much and fed into a transformer structure for depth/6 iterations. Throughout the decoding process, all inputs include residual concatenation, merging in the direction of increasing the number of input patches. Following reshaping to align the width and channel of the image and reconstructing the shape of the original image through CNN residuals. This structure allows ViT’s attention mechanism to be used in conjunction with resizing, minimizing the loss of information through residuals, and enabling the reconstruction of images.

4.2 Generation results

We employed Apple2Orange and Photo2Monet for image-to-image translation, following the training strategy of [32]. D is a CNN patch GAN [12] with a 70x70 receptive field. Figure 4 illustrates

Backbone	# Params	Apple	Orange	Average	Monet	Photo	Average
ViT-S/32	12M	2.430	3.455	2.942	4.087	5.332	4.710
ViT-22B-S/32	12M	12.485	8.503	10.494	2.357	2.638	2.498
ViT-B/32	44M	3.781	1.872	2.827	2.154	2.560	2.357

Table 2: FID score




Figure 5: Image generation results from ViT-B/32 backbone ViTUnet. It has 44M parameters.

the generation results when ViTUnet uses a backbone with ViT-S and when using the ViT-22B-S as a backbone. Both backbones exhibit qualitatively poor performance in the Monet2Photo task. However, the transformation from photo to Monet style yields relatively reasonable images. In the translation of apples and oranges, only the ViT backbone produces images at an understandable level. ViT-22B-S backbone fails overall in the reconstruction of shapes and colors outside the fruits. Lastly, we employed ViT-B as the backbone, increasing the number of training parameters, and generated images. Figure 5 displays the generated images, providing an overall style transformation for apples and oranges with minimal changes in other color tones. However, it fails to address the patchy shapes, which seem to stem from ViT’s attention process rather than the model size. Table 2 presents the Fréchet inception distance (FID) for the image generation experiments, where the largest model achieved the best FID score. Despite generating subpar apple and orange images, the ViT-22B backbone model recorded the highest FID score. In contrast to the qualitative evaluation, the ViT-22B-S backbone model outperformed the ViT-S backbone model in Monet2Photo with a better FID score. This highlights that FID scores may not be an absolute criterion in the evaluation of generative models.

5 Conclusion

In this study, we enhanced our understanding of the locally trained LLM-like vision model, ViT-22B. Training this model locally revealed unstable, and we proposed several methods to stabilize it. Under the same conditions, we confirmed that ViT-22B surpasses the performance of the traditional ViT architecture. Furthermore, we introduced an image generation model, an aspect less explored in ViT structures. This suggests that ViT structures can also serve as valuable tools for image generation. However, we cannot assert that the ViT-22B structure consistently outperforms in image generation. Based on these results, it can be anticipated that, after validation of unexplored experimental outcomes in ViT-22B, this structure might prove beneficial across various tasks. We expect continued validation even after our attempts, paving the way for the establishment of a model setting the standards in vision applications.

References

- [1] Jimmy Lei Ba, Jamie Ryan Kiros, and Geoffrey E Hinton. Layer normalization. *arXiv preprint arXiv:1607.06450*, 2016.

- [2] Peter W Battaglia, Jessica B Hamrick, Victor Bapst, Alvaro Sanchez-Gonzalez, Vinicius Zambaldi, Mateusz Malinowski, Andrea Tacchetti, David Raposo, Adam Santoro, Ryan Faulkner, et al. Relational inductive biases, deep learning, and graph networks. *arXiv preprint arXiv:1806.01261*, 2018.
- [3] Rishi Bommasani, Drew A Hudson, Ehsan Adeli, Russ Altman, Simran Arora, Sydney von Arx, Michael S Bernstein, Jeannette Bohg, Antoine Bosselut, Emma Brunskill, et al. On the opportunities and risks of foundation models. *arXiv preprint arXiv:2108.07258*, 2021.
- [4] Xiaocong Chen, Yun Li, Lina Yao, Ehsan Adeli, and Yu Zhang. Generative adversarial u-net for domain-free medical image augmentation. *arXiv preprint arXiv:2101.04793*, 2021.
- [5] Aakanksha Chowdhery, Sharan Narang, Jacob Devlin, Maarten Bosma, Gaurav Mishra, Adam Roberts, Paul Barham, Hyung Won Chung, Charles Sutton, Sebastian Gehrmann, et al. Palm: Scaling language modeling with pathways. *Journal of Machine Learning Research*, 24(240):1–113, 2023.
- [6] Mostafa Dehghani, Josip Djolonga, Basil Mustafa, Piotr Padlewski, Jonathan Heek, Justin Gilmer, Andreas Peter Steiner, Mathilde Caron, Robert Geirhos, Ibrahim Alabdulmohsin, et al. Scaling vision transformers to 22 billion parameters. In *International Conference on Machine Learning*, pages 7480–7512. PMLR, 2023.
- [7] Alexey Dosovitskiy, Lucas Beyer, Alexander Kolesnikov, Dirk Weissenborn, Xiaohua Zhai, Thomas Unterthiner, Mostafa Dehghani, Matthias Minderer, Georg Heigold, Sylvain Gelly, et al. An image is worth 16x16 words: Transformers for image recognition at scale. *arXiv preprint arXiv:2010.11929*, 2020.
- [8] Stéphane d’Ascoli, Hugo Touvron, Matthew L Leavitt, Ari S Morcos, Giulio Biroli, and Levent Sagun. Convit: Improving vision transformers with soft convolutional inductive biases. In *International Conference on Machine Learning*, pages 2286–2296. PMLR, 2021.
- [9] Patrick Esser, Robin Rombach, and Bjorn Ommer. Taming transformers for high-resolution image synthesis. In *Proceedings of the IEEE/CVF conference on computer vision and pattern recognition*, pages 12873–12883, 2021.
- [10] Fabian Fuchs, Daniel Worrall, Volker Fischer, and Max Welling. Se (3)-transformers: 3d roto-translation equivariant attention networks. *Advances in neural information processing systems*, 33:1970–1981, 2020.
- [11] Justin Gilmer, Andrea Schioppa, and Jeremy Cohen. Intriguing properties of transformer training instabilities, 2023. *To appear*.
- [12] Phillip Isola, Jun-Yan Zhu, Tinghui Zhou, and Alexei A Efros. Image-to-image translation with conditional adversarial networks. In *Proceedings of the IEEE conference on computer vision and pattern recognition*, pages 1125–1134, 2017.
- [13] Yifan Jiang, Shiyu Chang, and Zhangyang Wang. Transgan: Two transformers can make one strong gan. *arXiv preprint arXiv:2102.07074*, 1(3), 2021.
- [14] Tero Karras, Samuli Laine, and Timo Aila. A style-based generator architecture for generative adversarial networks. In *Proceedings of the IEEE/CVF conference on computer vision and pattern recognition*, pages 4401–4410, 2019.
- [15] Kwonjoon Lee, Huiwen Chang, Lu Jiang, Han Zhang, Zhuowen Tu, and Ce Liu. Vitgan: Training gans with vision transformers. *arXiv preprint arXiv:2107.04589*, 2021.
- [16] Mingcong Liu, Qiang Li, Zekui Qin, Guoxin Zhang, Pengfei Wan, and Wen Zheng. Blendgan: Implicitly gan blending for arbitrary stylized face generation. *Advances in Neural Information Processing Systems*, 34:29710–29722, 2021.
- [17] Ze Liu, Yutong Lin, Yue Cao, Han Hu, Yixuan Wei, Zheng Zhang, Stephen Lin, and Baining Guo. Swin transformer: Hierarchical vision transformer using shifted windows. In *Proceedings of the IEEE/CVF international conference on computer vision*, pages 10012–10022, 2021.

- [18] Ilya Loshchilov and Frank Hutter. Decoupled weight decay regularization. *arXiv preprint arXiv:1711.05101*, 2017.
- [19] Harsh Mehta, Abhradeep Thakurta, Alexey Kurakin, and Ashok Cutkosky. Large scale transfer learning for differentially private image classification. *arXiv preprint arXiv:2205.02973*, 2022.
- [20] Sachin Mehta and Mohammad Rastegari. Mobilevit: light-weight, general-purpose, and mobile-friendly vision transformer. *arXiv preprint arXiv:2110.02178*, 2021.
- [21] Paulius Micikevicius, Sharan Narang, Jonah Alben, Gregory Diamos, Erich Elsen, David Garcia, Boris Ginsburg, Michael Houston, Oleksii Kuchaiev, Ganesh Venkatesh, et al. Mixed precision training. *arXiv preprint arXiv:1710.03740*, 2017.
- [22] Michael Moor, Oishi Banerjee, Zahra Shakeri Hossein Abad, Harlan M Krumholz, Jure Leskovec, Eric J Topol, and Pranav Rajpurkar. Foundation models for generalist medical artificial intelligence. *Nature*, 616(7956):259–265, 2023.
- [23] Maithra Raghu, Thomas Unterthiner, Simon Kornblith, Chiyuan Zhang, and Alexey Dosovitskiy. Do vision transformers see like convolutional neural networks? *Advances in Neural Information Processing Systems*, 34:12116–12128, 2021.
- [24] Aditya Ramesh, Mikhail Pavlov, Gabriel Goh, Scott Gray, Chelsea Voss, Alec Radford, Mark Chen, and Ilya Sutskever. Zero-shot text-to-image generation. In *International Conference on Machine Learning*, pages 8821–8831. PMLR, 2021.
- [25] Olaf Ronneberger, Philipp Fischer, and Thomas Brox. U-net: Convolutional networks for biomedical image segmentation. In *Medical Image Computing and Computer-Assisted Intervention–MICCAI 2015: 18th International Conference, Munich, Germany, October 5-9, 2015, Proceedings, Part III 18*, pages 234–241. Springer, 2015.
- [26] Chen Sun, Abhinav Shrivastava, Saurabh Singh, and Abhinav Gupta. Revisiting unreasonable effectiveness of data in deep learning era. In *Proceedings of the IEEE international conference on computer vision*, pages 843–852, 2017.
- [27] Romal Thoppilan, Daniel De Freitas, Jamie Hall, Noam Shazeer, Apoorv Kulshreshtha, Heng-Tze Cheng, Alicia Jin, Taylor Bos, Leslie Baker, Yu Du, et al. Lamda: Language models for dialog applications. *arXiv preprint arXiv:2201.08239*, 2022.
- [28] Ashish Vaswani, Noam Shazeer, Niki Parmar, Jakob Uszkoreit, Llion Jones, Aidan N Gomez, Łukasz Kaiser, and Illia Polosukhin. Attention is all you need. *Advances in neural information processing systems*, 30, 2017.
- [29] Wenhai Wang, Jifeng Dai, Zhe Chen, Zhenhang Huang, Zhiqi Li, Xizhou Zhu, Xiaowei Hu, Tong Lu, Lewei Lu, Hongsheng Li, et al. Internimage: Exploring large-scale vision foundation models with deformable convolutions. In *Proceedings of the IEEE/CVF Conference on Computer Vision and Pattern Recognition*, pages 14408–14419, 2023.
- [30] Xin Yi, Ekta Walia, and Paul Babyn. Generative adversarial network in medical imaging: A review. *Medical image analysis*, 58:101552, 2019.
- [31] Xiaohua Zhai, Alexander Kolesnikov, Neil Houlsby, and Lucas Beyer. Scaling vision transformers. In *Proceedings of the IEEE/CVF Conference on Computer Vision and Pattern Recognition*, pages 12104–12113, 2022.
- [32] Jun-Yan Zhu, Taesung Park, Phillip Isola, and Alexei A Efros. Unpaired image-to-image translation using cycle-consistent adversarial networks. In *Proceedings of the IEEE international conference on computer vision*, pages 2223–2232, 2017.