

XARP Tools: An Extended Reality Platform for Humans and AI Agents

Arthur Caetano*

Misha Sra[†]

Department of Computer Science, University of California, Santa Barbara, USA




Figure 1: XARP Tools provides a server-side Python API that allows human developers to control an XR client at a high level (e.g., voice input, access to egocentric camera, display text, or querying head pose). AI agents use the same API as callable tools, enabling dynamic, on-the-fly behaviors. XARP can also expose XR devices as MCP servers for integration with AI ecosystems.

ABSTRACT

This technical report presents XARP Tools, an extended reality (XR) framework designed for human and AI developers alike. XARP comprises a server-side Python library and platform-specific XR clients. The library offers high-level APIs and communicates with clients via a JSON-based protocol over WebSockets. XR clients encapsulate device and runtime specifics, providing responsive, low-latency user interaction. XARP can be utilized in three ways: (i) as a library that abstracts XR development for humans; (ii) as a set of callable tools that allow AI agents to drive on-the-fly interactions with users; and (iii) as a Model Context Protocol server that plugs XR devices into AI ecosystems. XARP code and working examples are released openly at <https://github.com/HAL-UCSB/xarp>.

Index Terms: Extended Reality, AI, Agents, Model Context Protocol.

1 ARCHITECTURE & IMPLEMENTATION

XARP (XR Agent-ready Remote Platform) provides a server-side Python API that communicates with a platform-specific XR client. This architecture separates concerns: server-side handles high-level application logic in Python, while the client manages low-latency tasks such as rendering and interaction in the XR runtime. This division isolates engine-specific functionality within the client, allowing the server-side to orchestrate XR building blocks in an application logic sequencing. Fig. 2 shows an overview XARP Tools architecture.

Rapid Prototyping XARP’s high-level Python API lets developers rapidly recombine XR functionalities without relying on XR engines or specialized editors. By decoupling application logic

from engine-specific code, developers can modify behaviors or parameters without rebuilding or redeploying the client, accelerating development and enabling faster iteration. The reuse of a stable client runtime minimizes overhead, letting teams focus on application-level design over low-level engine mechanics. Our web UI also supports rapid prototyping by mocking XR devices (Fig. 3).

Multiplatform XARP’s architecture inherently supports multiplatform deployment. As long as clients for different XR platforms implement the same set of primitive tools, they can connect to and be controlled by the same server application. This unifies development across devices without requiring separate codebases or logic paths for each target platform.

Adaptable As part of the XARP protocol, each XR client declares the set of tools and primitive tools it supports. This capability discovery step allows AI agents or applications to tailor behavior dynamically, based on the specific client they are interacting with. As a result, XR experiences can gracefully adapt to heterogeneous device capabilities and interaction affordances.

2 TOOLS

Currently, XARP implements a minimal set of tools: read, write, see, and head pose. Fig. 1 shows the Meta Quest implementation of some of these tools.

1. **Read:** requests a text input from the user. Implemented on the Meta Quest client as a virtual keyboard input with a voice input option.
2. **Write:** displays text to the user. Implemented on the Meta Quest client as a virtual keyboard with a voice input option.
3. **See:** captures an RGB frame from the XR device. The Meta Quest client returns an egocentric image from the left eye.
4. **Head Pose:** provides the position and orientation of the XR device. The Meta Quest client returns a quaternion and position of the HMD.

*e-mail: caetano@ucsb.edu

[†]e-mail: sra@ucsb.edu

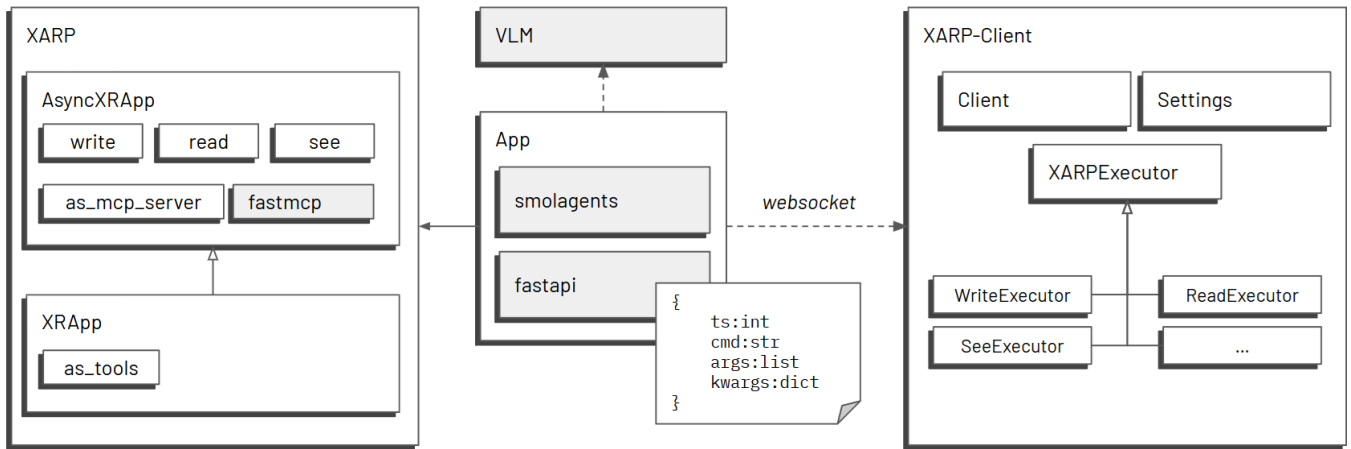


Figure 2: XARP Tools Architecture: A server-side Python API offers high-level control to XR functions on the client-side through a JSON-based application protocol over Websockets. Our server reference implementation uses smolagents, fastapi, fastmcp, and LMStudio. A client maps commands received from the server into XR building blocks using a factory pattern. We offer a reference implementation in Unity and Meta Quest that can be adapted for other XR devices.

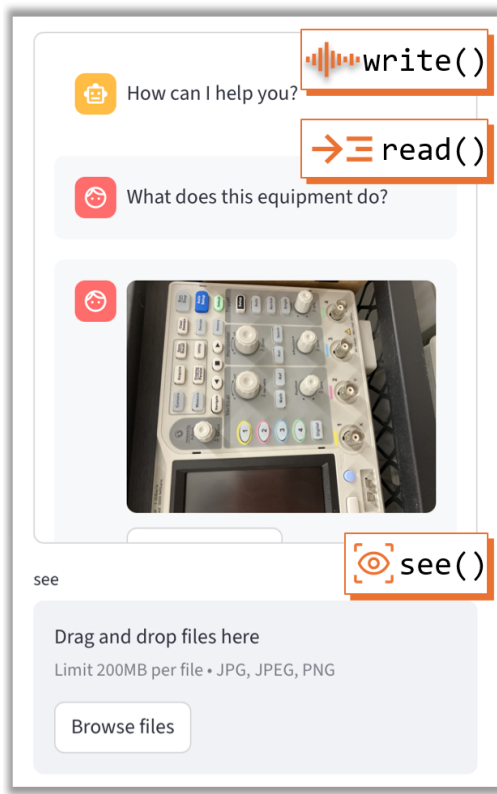


Figure 3: XARP Web Client: XARP clients are interchangeable as long as they implement all high-level tools. For example, the see tool captures an RGB frame from the left-eye camera on the Meta Quest, but allows image uploads from the camera when using a web client on a mobile device. This enables rapid testing and supports multiplatform deployment.

3 WALKTHROUGH

In this section, we demonstrate minimal examples of how to use XARP in three different ways. For further details and working examples, please refer to the repository.

3.1 Library Mode

Despite recent advances in XR tooling, the learning curve remains steep for new developers. Most XR development still demands engine-specific expertise, substantial setup, and lengthy deployment cycles. XARP can be used as a Python library to mitigate this barrier. XARP aims to reduce the *accidental* complexity of XR development (e.g., asset creation, engine-specific mechanics, long deployments to devices) and allow designers and developers to concentrate on the *essential* complexity (e.g., user experience, application logic) [2]. Listing 1 presents an echo application developed using XARP as a library.

```

1 import asyncio
2 from fastapi import FastAPI, WebSocket
3 from xarp import XRApp
4
5 app = FastAPI()
6
7 @app.websocket('/ws')
8 async def ws(ws: WebSocket):
9     await ws.accept()
10    loop = asyncio.get_running_loop()
11    xr = XRApp(ws, loop, session)
12    xr.write('I am listening')
13    while True:
14        user_input = xr.listen()
15        xr.write(f'{user_input}?')
```

Listing 1: XARP Tools as Library

3.2 Agent Toolkit Mode

AI code generation has accelerated various software engineering tasks [4]. In XR development, these benefits may be even more pronounced than in web or mobile contexts, given XR's dependence on rich assets and its sensitivity to spatial and contextual factors. Beyond current applications of AI in asset generation and adaptive XR content, XARP enables a new class of use cases where AI agents can dynamically control and orchestrate XR environments. XARP

can be utilized by AI agents as a high-level toolset that leverages the sensing and interactive capabilities of XR devices, enabling them to execute user-delegated tasks and adapt behaviors to contextual input, all without requiring low-level engine access. The library functions are annotated with doc strings formatted to help agents identify when a particular tool is useful. Listing 2 presents a minimal agentic application using XARP as callable tools.

```
1 import asyncio
2 from fastapi import FastAPI, WebSocket
3 from smolagents import OpenAIServerModel,
4   CodeAgent
5 from xarp import XRApp
6
7 app = FastAPI()
8 model = OpenAIServerModel(
9     model_id=settings.model_id,
10    api_base=settings.model_api_base,
11    api_key=settings.model_api_key)
12
13 @app.websocket('/ws')
14 async def ws_connect(ws: WebSocket):
15     await ws.accept()
16     loop = asyncio.get_running_loop()
17     xr = XRApp(ws, loop)
18     tools = xr.as_tools()
19     img = xr.see()
20     agent = CodeAgent(
21         tools=tools,
22         model=model)
23
24     agent.run(
25         'Help me to fix this!',
26         images=[img])
```

Listing 2: XARP Tools as Agentic Toolkit

3.3 MCP Mode

Model Context Protocol (MCP) [1] has been proposed as a standardized interface for enabling AI agents to interact with tools and environments in a structured, interpretable way. Yet XR has been mostly disconnected from this ecosystem, limiting the ability of agents to engage with immersive environments. XARP can serve as an MCP-compatible server, exposing XR capabilities as callable tools. Listing 2 presents a minimal example of how to expose an XR device as an MCP server using XARP. LMStudio¹ can be used for quick local testing as seen in Fig. 4.

```
1 import asyncio
2 from fastapi import FastAPI, WebSocket
3 from smolagents import OpenAIServerModel,
4   CodeAgent
5 from xarp import XRApp
6
7 app = FastAPI()
8
9 @app.websocket('/ws')
10 async def ws_connect(ws: WebSocket):
11     await ws.accept()
12     loop = asyncio.get_running_loop()
13     xr = XRApp(ws, loop)
14     mcp = xr.as_mcp_server()
15     await mcp.run_streamable_http_async()
```

Listing 3: XARP Tools as MCP Server

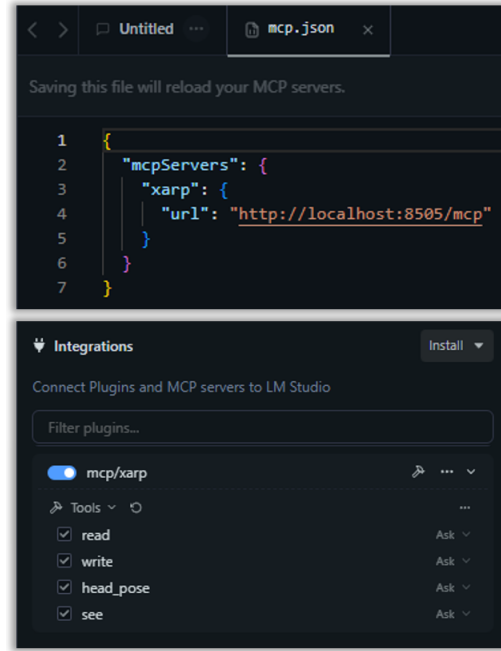


Figure 4: LMStudio MCP integration can be used to connect XARP Tools MCP to a chat interface with a local language model.

4 LIMITATIONS & FUTURE WORK

XARP currently offers a minimal set of functionalities (Sec. 2). We are actively expanding the framework to incorporate common functionalities of XR products and research [3]. Furthermore, we are collaborating with other researchers to develop a series of case studies that will help to shape XARP to their particular needs and developer experience. Two of these case studies are under peer review.

Currently, XARP offers a Meta client app and a web chat interface for local development. We plan to broaden the scope of the framework, including other relevant XR platforms.

Finally, we aim to conduct a series of workshops with researchers and industry practitioners to evaluate current benefits and limitations of XARP Tools and trace new future opportunities to facilitate human-AI collaborative development in XR.

ACKNOWLEDGMENTS

We thank the open-source libraries listed in our repository for providing the foundational components used to build XARP Tools. We also thank Kelvin Jou and Yan Yu for the early prototypes of speech interaction and camera access on the Meta Quest 3.

REFERENCES

- [1] Anthropic. Introducing the model context protocol, 2024. 3
- [2] Brooks. No silver bullet essence and accidents of software engineering. *Computer*, 20(4):10–19, 1987. doi: 10.1109/MC.1987.1663532 2
- [3] A. Caetano, A. Aponte, and M. Sra. A design toolkit for task support with mixed reality and artificial intelligence. *Frontiers in Virtual Reality*, 6:1536393, 2025. 3
- [4] C. E. Jimenez, J. Yang, A. Wettig, S. Yao, K. Pei, O. Press, and K. R. Narasimhan. SWE-bench: Can language models resolve real-world github issues? In *The Twelfth International Conference on Learning Representations*, 2024. 2

¹<https://lmstudio.ai/docs/app/plugins/mcp>