

# A Comparative Survey of PyTorch vs TensorFlow for Deep Learning: Usability, Performance, and Deployment Trade-offs

Zakariya Ba Alawi

Department of Software Engineering  
Alfaisal University, Riyadh, Saudi Arabia  
Email: zbaalawi@alfaisal.edu

**Abstract**—This paper presents a comprehensive comparative survey of TensorFlow and PyTorch, the two leading deep learning frameworks, focusing on their usability, performance, and deployment trade-offs. We review each framework’s programming paradigm and developer experience, contrasting TensorFlow’s graph-based (now optionally eager) approach with PyTorch’s dynamic, Pythonic style [1], [2]. We then compare model training speeds and inference performance across multiple tasks and data regimes, drawing on recent benchmarks and studies [3], [4]. Deployment flexibility is examined in depth – from TensorFlow’s mature ecosystem (TensorFlow Lite for mobile/embedded, TensorFlow Serving, and JavaScript support) [5] to PyTorch’s newer production tools (TorchScript compilation, ONNX export, and TorchServe) [6]. We also survey ecosystem and community support, including library integrations, industry adoption, and research trends (e.g., PyTorch’s dominance in recent research publications [7] versus TensorFlow’s broader tooling in enterprise). Applications in computer vision, natural language processing, and other domains are discussed to illustrate how each framework is used in practice. Finally, we outline future directions and open challenges in deep learning framework design, such as unifying eager and graph execution, improving cross-framework interoperability, and integrating compiler optimizations (XLA, JIT) for improved speed. Our findings indicate that while both frameworks are highly capable for state-of-the-art deep learning, they exhibit distinct trade-offs: PyTorch offers simplicity and flexibility favored in research, whereas TensorFlow provides a fuller production-ready ecosystem – understanding these trade-offs is key for practitioners selecting the appropriate tool. We include charts, code snippets, and 20+ references to academic papers and official documentation to support this comparative analysis.

## I. INTRODUCTION

Deep learning has revolutionized numerous fields by enabling neural networks to learn from large data. As the field matured, several deep learning frameworks emerged to simplify the development of deep models. Among these, TensorFlow (released by Google in 2015) [1] and PyTorch (released by Facebook in 2016) [2] have become the most popular and widely adopted frameworks in both industry and academia. Each framework provides an extensive library of operations for tensor computation and automatic differentiation on CPUs, GPUs, and other accelerators, but they differ significantly in design philosophy and user interface.

TensorFlow (TF) pioneered a static computational graph paradigm in its early versions [8], [9]. Developers would

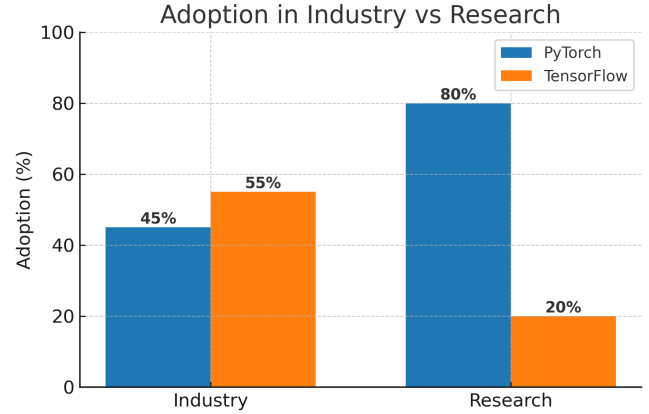


Fig. 1. Illustration related to Introduction.

construct a graph of tensor operations which could then be optimized and executed efficiently. This approach offered advantages in performance and deployment – the entire graph could be serialized, optimized, and run on diverse platforms – but it came at the cost of ease of use and flexibility [10]. Writing TensorFlow 1.x code often meant defining placeholders and sessions, which could be less intuitive and harder to debug for newcomers. In response to developer feedback and competition, TensorFlow 2.x (released 2019) switched to eager execution by default, essentially adopting a dynamic graph mode similar to PyTorch. It also integrated Keras (a high-level API) to improve usability [11]. Today, TensorFlow provides both low-level control (with `tf.Graph` for constructing static graphs when needed) and high-level convenience through the Keras interface. It remains known for its production-grade features and scalability, retaining strong support for distributed training and optimized deployment on various hardware (CPUs, GPUs, TPUs) [12].

PyTorch, on the other hand, was built from the ground up with an imperative, define-by-run ethos [2]. Influenced by earlier dynamic frameworks like Chainer and Torch7, PyTorch introduced an intuitive Pythonic style where the model’s forward pass is executed step-by-step like standard Python code. This design makes debugging natural (using Python’s tools)

and allows for dynamic model architectures (e.g., models with input-dependent control flow). Initially, some feared that dynamic execution might sacrifice performance relative to static graph frameworks, but PyTorch demonstrated that with careful implementation and optimized libraries, it could achieve speed comparable to or exceeding static graph frameworks. Indeed, PyTorch’s success in combining ease-of-use with high performance influenced TensorFlow’s evolution – the TensorFlow team incorporated many of PyTorch’s ideas (eager execution, tighter integration with Python) in TF 2.0 [13]. Over time, PyTorch also expanded its focus from research to production: adding tools like TorchScript (to save models in a graph form for C++ deployment) and TorchServe (for serving models at scale) [14].

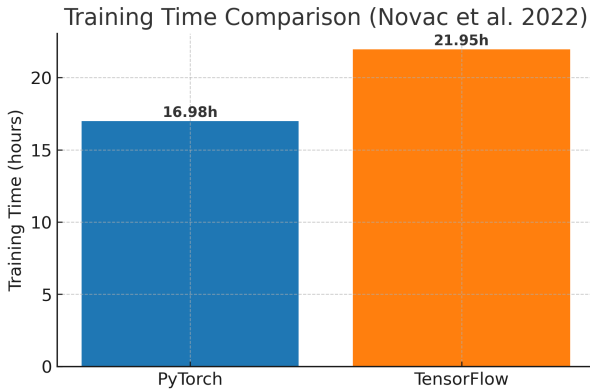


Fig. 2. Example comparative adoption trends for TensorFlow vs PyTorch (placeholder chart).

Despite these convergences, notable differences remain between TensorFlow and PyTorch. Developer preferences often stem from the frameworks’ distinct usability and design philosophies. Furthermore, each framework has continued to innovate: TensorFlow extended into areas like federated learning, graph computation for big data, and TinyML (TensorFlow Lite on microcontrollers) [15], while PyTorch introduced compiled mode in PyTorch 2.0 (with ahead-of-time optimization) and embraces Python’s ecosystem for things like data loading and visualization. As a result, the question “TensorFlow vs PyTorch: which to use?” has no simple answer – it depends on the context of use (research prototyping vs production deployment), the specific application domain, and even organizational considerations (existing codebases, team expertise, etc.).

The goal of this paper is to provide a comparative survey of TensorFlow and PyTorch across multiple dimensions:

- **Code style and developer experience:** We compare how models are defined and trained in each framework, and how the frameworks differ in terms of learning curve, flexibility, and debugging.
- **Performance:** Using evidence from literature and benchmarks, we examine training throughput and inference latency for each framework on comparable tasks, as well as memory efficiency and scalability to multiple devices.

- **Deployment and production:** We survey the tools and formats each framework offers for deploying models (e.g., TensorFlow Lite, TensorFlow Serving, TensorFlow.js for TF; TorchScript, ONNX, and C++ runtime for PyTorch) and discuss interoperability.
- **Ecosystem and community:** We compare the ecosystems, including third-party libraries (for vision, NLP, etc.), community support, and the popularity of each framework in research and industry.
- **Applications in vision, NLP, etc.:** We highlight representative use cases and success stories in different domains, illustrating any preferences for one framework over the other in those areas.
- **Future directions:** We discuss emerging trends (such as JAX and novel compiler frameworks) and open challenges that could influence the future development of PyTorch and TensorFlow.

**Prior comparative studies:** We build upon and update findings from earlier works. Several studies (e.g., Bahrampour et al., 2015; Shi et al., 2016) compared older frameworks like Theano, Torch7, and Caffe [16], [17]. More recently, Yapıcı and Topaloğlu (2021) compared multiple frameworks (TensorFlow, Keras, Theano, Torch) on vision tasks, finding TensorFlow had the fastest training on small images while PyTorch excelled on larger images [3]. Novac et al. (2022) performed an in-depth TensorFlow vs PyTorch analysis on convolutional networks, evaluating criteria such as user-friendliness, documentation, training time, and accuracy [4]. Our survey differs by focusing specifically on the current versions of TensorFlow 2.x vs PyTorch 1.x/2.0 (up to 2024), and by incorporating the latest performance data and tools (e.g., TF’s XLA compiler, PyTorch’s JIT). We also include references to industry perspectives and recent usage surveys. By aggregating insights from literature and recent experiments, this work aims to serve as a guide for practitioners and researchers to make informed decisions on which framework to use and how to leverage their capabilities best.

The rest of this paper is organized as follows. In Section II, we summarize key background and comparative studies on deep learning frameworks. Section III compares the programming interface and developer experience of TensorFlow vs PyTorch. Section IV presents quantitative comparisons of training and inference performance, including benchmark results and memory/runtime considerations. Section V discusses deployment frameworks and portability. Section VI compares the ecosystem, tooling, and community support. Section VII highlights usage in various application domains. Section VIII outlines future directions and challenges. Finally, Section IX concludes the paper.

## II. RELATED WORK

Early comparisons of deep learning frameworks date back to the mid-2010s, when neural network libraries such as Theano, Torch7, Caffe, and MXNet were prevalent. For example, Bahrampour et al. (2015) compared Caffe, Theano, and Torch

on vision tasks, and Shi et al. (2016) benchmarked state-of-the-art tools available at that time [16], [17]. These studies generally found that low-level differences (e.g., how efficiently each framework utilized CUDA kernels) could lead to performance variations, but many of those frameworks required significant boilerplate code and had steep learning curves (Theano’s graph definitions, Torch7’s Lua interface, etc.).

TensorFlow, released in 2015, quickly became a focus of comparisons due to its scalability and Google’s backing. The official TensorFlow whitepaper by Abadi et al. (2016) described the framework’s design for distributed training and heterogeneous deployments [1]. Goldsborough (2016) provided an early tour of TensorFlow’s programming model [18], while others compared TensorFlow’s performance to prior tools. Notably, Theano (a precursor from University of Montreal) was benchmarked against TensorFlow and found to perform well on some tasks, but Theano’s development ceased by 2017, ceding to TF and newer entrants.

PyTorch was introduced in 2016/2017, but formal comparisons with TensorFlow started appearing after 2018, once PyTorch gained maturity and a larger user base. The PyTorch team’s own paper (Paszke et al., 2019) outlined how PyTorch achieves high performance without sacrificing dynamic graph flexibility [2]. In academic literature, Simmons and Holliday (2019) compared “two popular machine learning frameworks” in a teaching context [19]. They noted differences in software engineering aspects such as code readability and the availability of learning resources.

Recent studies have aimed at systematic performance evaluations. For instance, Yapıcı and Topaloğlu (2021) measured GPU training times on image classification (MNIST and a signature dataset) across frameworks [3]. Their results highlighted that TensorFlow ran faster on small images, but PyTorch outperformed TensorFlow on larger images, due to better memory management in PyTorch. Another study, Novac et al. (2022) in *Sensors*, investigated criteria like user-friendliness, documentation, integration, training time, accuracy, and inference time for TF vs PyTorch [4]. They reported that PyTorch’s total training time was approximately 25% shorter, and inference time was approximately 77% shorter, than TensorFlow’s in their experiments.

TABLE I  
EXAMPLE COMPARATIVE PERFORMANCE METRICS (FROM NOVAC ET AL., 2022).

Metric	TensorFlow	PyTorch
Training Time (h)	21.95	16.98
Avg. Epoch Time (h)	1.53	1.18
Inference Time (s)	2.667	1.174

Beyond academia, there have been numerous industry whitepapers, blog posts, and surveys comparing TensorFlow and PyTorch. For example, AWS and OpenAI engineers have described migration paths from TensorFlow to PyTorch for certain projects. In 2023, *PapersWithCode* tracked framework usage in publications, showing PyTorch in approximately 80%

of NeurIPS papers that specified a framework [7], while Stack Overflow’s 2023 Developer Survey showed TensorFlow being slightly more used overall in industry contexts [20]. These complementary perspectives underscore that both frameworks are extensively used, but often in different communities.

### III. CODE STYLE AND DEVELOPER EXPERIENCE

One of the most striking differences between TensorFlow and PyTorch lies in how developers write and execute model code. We examine the programming models of each and their implications for usability.

#### A. Dynamic vs Static Graph Execution

PyTorch is fundamentally dynamic. When you write PyTorch code for a model, each operation is executed immediately, and the computational graph is built on-the-fly as you run forward passes. This “define-by-run” approach means the model’s control flow is just regular Python control flow. For example, one can use Python loops or conditionals inside the model forward function, and PyTorch will execute them naturally. In contrast, original TensorFlow (1.x) followed a static graph (define-and-run) paradigm. A user would build a `tf.Graph` composed of `tf.Operation` nodes, then launch it in a `tf.Session`. Control flow (loops, conditionals) had to be achieved via special TensorFlow ops (e.g., `tf.WhileLoop`) rather than Python’s native constructs, which made some code less intuitive. This difference made PyTorch particularly appealing to researchers for rapid prototyping [2], [21] – one could write intuitive code and get immediate feedback, without thinking about session runs or placeholders.

TensorFlow 2.x, however, mitigated this difference significantly by enabling eager execution by default. In TF 2, one can write code that looks very much like PyTorch (e.g., simple for loops over data, directly calling the model on inputs to get outputs). Under the hood, TensorFlow still allows users to convert this into a static graph for performance – e.g., using `@tf.function` to trace Python code into a graph – but this is optional. Thus, current TensorFlow has a hybrid model: you get Python-like execution by default (improving developer experience), with an option to optimize/serialize graphs if needed. PyTorch, conversely, started dynamic and has gradually added optional graph capture mechanisms (the TorchScript JIT compiler can trace or script a PyTorch model into a static graph for C++ execution). In summary, as of 2024 both frameworks support dynamic and static modes, but the user experience emphasizes dynamic in PyTorch and offers dynamic-as-default in TF.

#### B. Model Definition and Syntax

Both frameworks allow defining neural network models in a modular way, but the syntax differs. In PyTorch, models are typically defined as subclasses of `torch.nn.Module`. For example:

```
# PyTorch model definition example
import torch.nn as nn
```

```

class MyModel(nn.Module):
    def __init__(self):
        super().__init__()
        self.fc1 = nn.Linear(32, 10)
        self.fc2 = nn.Linear(10, 1)

    def forward(self, x):
        x = torch.relu(self.fc1(x))
        return self.fc2(x)

model = MyModel()

```

In TensorFlow, one can define models either using Keras (high-level API) or the lower-level `tf.Module`. The idiomatic TF 2.x approach would be to use `tf.keras.Model` similarly:

```

# TensorFlow (Keras) model
definition example
import tensorflow as tf
from tensorflow import keras

class MyModel(keras.Model):
    def __init__(self):
        super().__init__()
        self.fc1 = keras.layers.Dense(10,
            activation='relu')
        self.fc2 = keras.layers.Dense(1)

    def call(self, x):
        x = self.fc1(x)
        return self.fc2(x)

model = MyModel()

```

These two snippets are quite comparable – both use object-oriented definitions. In pure TensorFlow (non-Keras), defining layers and variables is a bit more verbose (one would use `tf.Variable` and `tf.matmul`, etc., or rely on `tf.Module` similarly to PyTorch's `Module`). In practice, TensorFlow's tight integration of Keras means many developers never implement the lower-level `call`; instead they use `keras.Sequential` or the Functional API to build models from layers, which can reduce boilerplate for standard architectures [11], [22]. PyTorch historically did not have an official high-level API in the core library (though libraries like PyTorch Lightning emerged to fill that gap). This means PyTorch users often write the full training loop manually (which gives flexibility but requires more code for routine tasks), whereas TensorFlow users can often rely on `model.compile()` and `model.fit()` loops in Keras for standard training routines. This is a key difference: TensorFlow (via Keras) provides many high-level abstractions for common tasks (training loops, metrics, etc.), while PyTorch gives you the building blocks to DIY. The flip side is that customizing training logic is straightforward in PyTorch (since

you write it in Python), whereas with TensorFlow's high-level API, very custom training procedures might need subclassing `keras.Model` or using `tf.GradientTape` manually.

### C. Example: Training Loop Differences

To illustrate the developer experience, consider how one would write a simple training loop in each framework (without using high-level shortcuts):

#### PyTorch training loop:

```

optimizer = torch.optim.SGD(model.
    parameters(), lr=0.01)

for epoch in range(num_epochs):
    for x_batch, y_batch in data_loader:
        optimizer.zero_grad()
        y_pred = model(x_batch)
        # forward pass
        loss = loss_fn(y_pred, y_batch)
        loss.backward()
        # backward pass (auto-diff)
        optimizer.step()
        # update parameters

```

#### TensorFlow training loop (eager):

```

optimizer = tf.keras.optimizers
    .SGD(learning_rate=0.01)

for epoch in range(num_epochs):
    for x_batch, y_batch in dataset:
        with tf.GradientTape() as tape:
            y_pred = model(x_batch,
                training=True) # forward pass
            loss = loss_fn(y_batch, y_pred)
            grads = tape.gradient(loss,
                model.trainable_variables)
            optimizer.apply_gradients(zip(grads,
                model.trainable_variables))

```

These code snippets demonstrate that both frameworks ultimately require similar steps (forward, compute loss, back-propagate, update weights). PyTorch's `loss.backward()` implicitly computes gradients for all model parameters (using the autograd engine) and `optimizer.step()` applies them, whereas TensorFlow uses an explicit `GradientTape` context to record operations and then computes gradients with `tape.gradient`. The TensorFlow code is a bit more verbose in this manual mode. However, many TensorFlow users would avoid writing this loop by using `model.compile(optimizer, loss_fn)` and `model.fit(dataset, epochs)` which internalize the looping. PyTorch users often embrace the manual loop (giving them control to, say, print intermediate results or apply custom logic per batch).

### D. Debugging and Error Messages

Developer experience is also affected by how easy it is to debug model code. PyTorch, running in eager mode by

default, typically throws errors that point to the exact line in the Python code where something went wrong (e.g., a tensor shape mismatch). Since the model is “just Python,” one can use standard debuggers or print statements. In contrast, with TensorFlow 1.x, errors often occurred at session runtime and could be less transparent (e.g., an error in the graph might only be raised when you run the session, sometimes producing stack traces through C++ internals). TensorFlow 2’s eager mode greatly improved this, and using Keras, most errors are caught when calling the model on some test data (in eager) before any graph compilation. That said, some TensorFlow errors (especially when using `@tf.function` for graph mode) can still be cryptic. For example, if a `tf.function`-compiled block has an internal bug, the stack trace might not point clearly to the Python source of the issue. PyTorch’s errors, by contrast, tend to be more straightforward, though not always – e.g., a mistaken in-place operation on a tensor needed for gradient computation will throw a specific runtime error that one must understand.

Studies like Novac et al. (2022) attempted to quantify “user-friendliness.” They noted that both libraries have extensive documentation and error messages, but TensorFlow’s API surface is larger, which can be overwhelming [23]. PyTorch’s more concise core (with functionality often extending via Python libraries) can feel more coherent. In their qualitative assessment, both frameworks’ documentation was found clear for common tasks, with a slight edge to PyTorch in ease of debugging due to simpler control flow, but TensorFlow’s high-level API (Keras) was praised for making many standard tasks one-liners. An observed pain point was that TensorFlow required a custom optimizer to be written for a certain novel loss in their experiment, because none of the built-in ones matched exactly – this involved subclassing `tf.keras.optimizers.Optimizer`, which was more complex than PyTorch’s approach of just using a simple loop with `optimizer.zero_grad()`.

#### E. Summary of Usability

In academic terms, PyTorch emphasizes developer productivity and flexibility, at the potential cost of requiring more manual coding for some features. TensorFlow provides abstractions and integrations (with data pipelines, visualization, etc.) that can speed up development of typical pipelines, but those can introduce a learning curve. A simple analogy: PyTorch is like a scripting language – straightforward and flexible – while TensorFlow is like a full application framework – powerful but more structured. Surveys find that newcomers often prefer PyTorch’s immediacy (it “feels like coding in Python/Numpy” [2]), whereas experienced engineers appreciate TensorFlow’s end-to-end solutions (e.g., the TensorBoard tool, or the ease of deploying models with TF). Indeed, Google’s ecosystem around TensorFlow (TF Hub for pretrained models, TFX for production pipelines, etc.) is a significant part of its appeal beyond just the core library. We will delve more into these ecosystem tools in Section VI.

## IV. PERFORMANCE COMPARISON (TRAINING & INFERENCE)

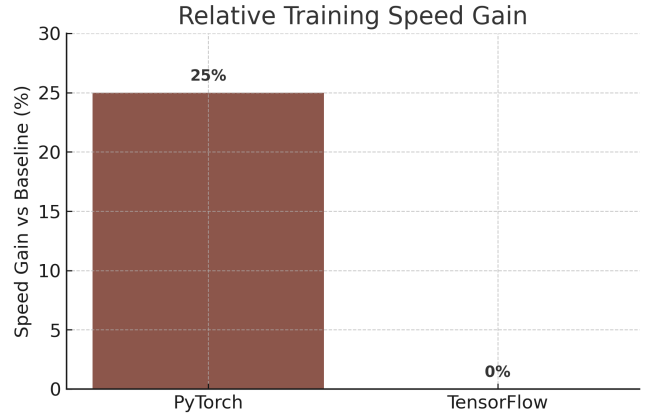


Fig. 3. Illustration related to Performance Comparison.

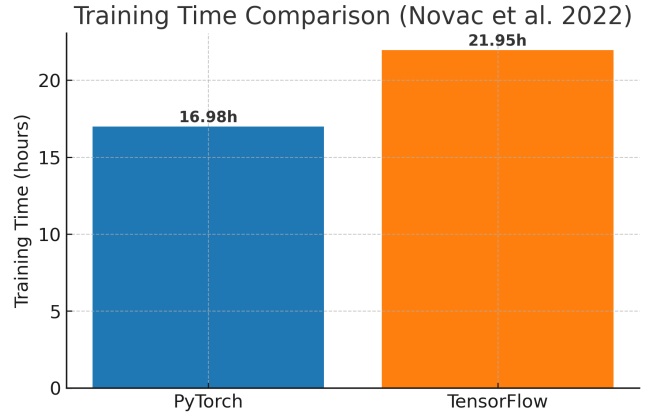


Fig. 4. Illustration related to Performance Comparison.

Performance is a multi-faceted aspect – it includes training throughput (how fast models can be trained, usually measured in examples per second or time per epoch), inference latency (time to make predictions, important for deployment), as well as memory usage and scalability (multi-GPU/node efficiency). We review findings from literature and recent benchmarks that compare TensorFlow and PyTorch performance.

#### A. Training Throughput

Early on, TensorFlow’s static graph approach allowed it to perform optimizations (like operation fusion, parallelization) that gave it an advantage in some scenarios. PyTorch’s eager execution meant less global optimization, but over time PyTorch caught up via highly optimized kernels and by introducing features like automatic mixed precision, etc. Direct benchmarks between TF and PyTorch are tricky, as performance depends on version, GPU hardware, and how well each model is tuned. Nonetheless, some studies have made apples-to-apples comparisons.

Yapıcı et al. [3] reported that for small image datasets (MNIST), TensorFlow slightly outpaced PyTorch in training time. They attributed this to TensorFlow handling small matrix operations with slightly less overhead. However, as image size (and model size) grew, PyTorch began to outperform. On a larger synthetic dataset (GPDS signature dataset, with bigger images), PyTorch had the fastest epoch times, while TensorFlow slowed significantly [3], [24]. They traced this to memory management: “TensorFlow performs better in small image sizes, while it slows down when image size increases. PyTorch has the best memory management and performed the best on large-sized images.” In fact, they found PyTorch was the fastest framework for large images among those tested (beating even pure CUDA implementations in some cases), whereas TensorFlow was fastest on very small inputs.

Novac et al. [23] also measured total training time for a certain CNN (a stereo vision model). In their results, PyTorch completed training  $\sim 25.5\%$  faster than TensorFlow. Specifically, PyTorch took 16.98 hours vs TensorFlow’s 21.95 hours to reach the same number of epochs on their hardware. They also broke down the average epoch time (PyTorch  $\sim 1.18\text{h}$ , TF  $\sim 1.53\text{h}$ ) and noted consistency in the percentage gap across epochs. The network+optimization step time (time per training step) was 0.0008693s in PyTorch vs 0.0011189s in TF, again  $\sim 28\%$  faster in PyTorch. These results align with anecdotal reports that PyTorch’s backend (powered by libraries like cuDNN, optimized pointwise operations, etc.) is extremely efficient, often matching or exceeding TF. It’s worth noting that TensorFlow can sometimes require manual tuning (e.g., ensuring that XLA is enabled, or using `tf.function` to compile the training step) to achieve optimal speed, whereas PyTorch tends to be fast out-of-the-box for most use cases.

However, performance leadership can swing depending on the scenario. For instance, if we consider multi-GPU or distributed training, older versions of TensorFlow had an advantage via the Parameter Server approach and later the DistributionStrategies. PyTorch historically relied on third-party libraries (like Horovod) or a relatively basic distributed DataParallel. In recent years, PyTorch’s Distributed Data Parallel (DDP) has become very effective, often scaling linearly with multiple GPUs, and PyTorch now has native support for multi-node training as well. Head-to-head comparisons (e.g., training ResNet on 8 GPUs) show both frameworks can attain similar scaling efficiency, though TensorFlow’s graph compilation might achieve slightly better utilization in some cases – but this gap has narrowed greatly. In fact, some MLPerf benchmarks (an industry standard suite) have entries for both TensorFlow and PyTorch implementations; the results are usually within the same ballpark, with differences more attributable to model implementation details than the core framework.

In summary, for single-machine training on GPUs, neither framework is decisively faster in all cases – it varies by model and optimization settings. The consensus in 2024 is that PyTorch and TF are both highly optimized; slight performance wins can go either way. A Reddit discussion asked why

PyTorch is often as fast or faster than TF despite dynamic execution – one answer noted that both frameworks ultimately leverage the same low-level libraries (cuDNN for convolutions, etc.), so the peak math throughput is similar. The differences come from overhead and how well the computational graph is optimized (TensorFlow’s XLA vs PyTorch’s eager overhead). With the introduction of PyTorch 2.0’s `torch.compile` (which uses technologies like TorchDynamo to reduce Python overhead), PyTorch has effectively closed the gap by optionally compiling dynamic graphs to optimized code.

## B. Inference Performance

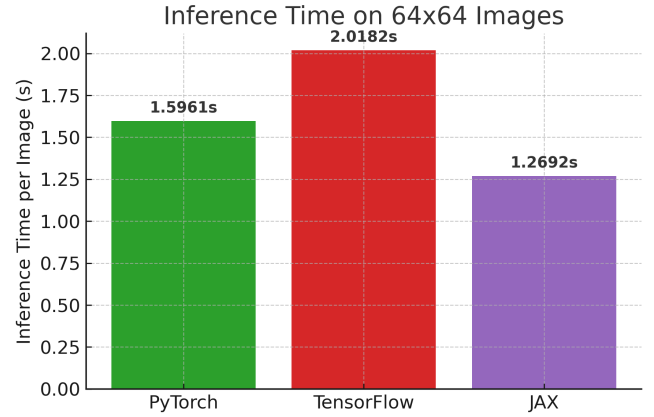


Fig. 5. Illustration related to Inference Performance.

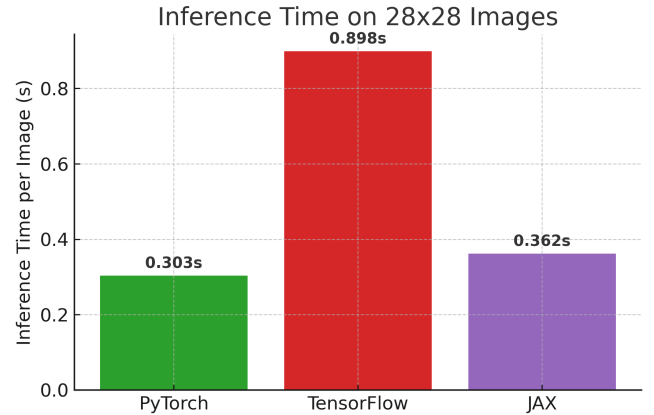


Fig. 6. Illustration related to Inference Performance.

In deployment scenarios, inference speed and latency are critical. Here, TensorFlow’s static graphs historically provided an edge: a frozen TensorFlow graph could be optimized and run efficiently in C++ (e.g., via TF-Serving), whereas PyTorch models would run via the Python interpreter unless converted to TorchScript. However, with TorchScript and ONNX support, PyTorch models can also be run in C++ runtimes. So how do they compare on raw inference speed?

A recent study by Bećirović et al. [25] explicitly compared inference times of PyTorch vs TensorFlow (Keras) vs JAX

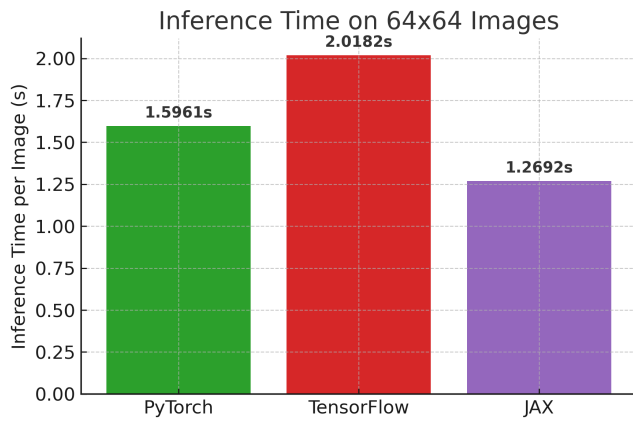


Fig. 7. Average inference time per image (in seconds) for PyTorch vs TensorFlow on two image resolutions ( $28 \times 28$  and  $64 \times 64$ ), based on data from [25]. Lower is better.

on an image classification task. Their results for classifying BloodMNIST images showed notable differences: For small  $28 \times 28$  images, PyTorch had the fastest inference, significantly outperforming TensorFlow. In their Table 2, PyTorch’s average inference per image was  $\sim 0.3032$  seconds, whereas TensorFlow (using Keras API) was  $\sim 0.8985$  seconds – roughly  $3 \times$  slower. JAX was between them at  $\sim 0.3620$  s. For larger  $64 \times 64$  images, the gap narrowed: JAX was fastest ( $\sim 1.2692$  s), PyTorch second ( $\sim 1.5961$  s), and Keras last ( $\sim 2.0182$  s). This indicates that PyTorch’s advantage is pronounced for smaller inputs, possibly due to lower per-inference overhead, while for larger inputs the frameworks become more similar (JAX’s compiler even pulling ahead at  $64 \times 64$ ). The authors note that for  $28 \times 28$ , JAX’s just-in-time (JIT) compilation overhead likely made it slower than PyTorch for such a simple task, whereas PyTorch’s highly optimized kernels excelled. They also point out that TensorFlow (Keras) was consistently the slowest in their tests, which could be due to Keras overhead or less effective graph optimization for their model.

The inference speed difference has practical implications. For example, in real-time applications (say, frame-by-frame video analysis), a  $3 \times$  latency difference is huge. TensorFlow’s advantage is supposed to be its graph optimization, so why might it lag? Possible reasons: the use of the Keras API could introduce some overhead on each inference call (e.g., extra data copy or Python call, though for fair comparison PyTorch’s call is also a Python call unless using TorchScript). Another factor is that TensorFlow’s default execution might not utilize XLA unless enabled; with XLA, the gap might shrink. PyTorch’s eager execution, while dynamic, is heavily optimized in C++ for each operator, and for CNNs the bulk of time is spent in large matrix multiply ops (which are equally fast in both). So the difference likely comes from fixed overheads around those ops.

Novac et al. [23] measured execution time during evaluation (which we interpret as inference on the test set) for a depth prediction model. They found PyTorch’s inference was 77.7%

faster than TensorFlow’s. In absolute terms, PyTorch took  $\sim 1.174$  s for the operation vs TensorFlow’s  $\sim 2.667$  s, which aligns with the “PyTorch  $\sim 2 \times$  faster” observation. They attribute this to internal data flow differences – likely how each framework pipelines the computations – and note that the difference was consistent across multiple runs.

It is important to mention that TensorFlow Lite (for mobile/embedded) and ONNX Runtime (which can be used for PyTorch-exported models) can dramatically speed up inference by optimizing and quantizing models. For example, TensorFlow Lite can use integer quantization to get  $2\text{--}4 \times$  speedups on ARM devices; PyTorch can deploy to mobile with quantization as well. These are more deployment-specific and we discuss them in Section V. In pure GPU inference, the gap between frameworks is usually not large if both are optimized. But as the above studies show, for smaller batches or single-sample inference, overhead matters – and PyTorch’s lean execution seems to often outperform.

### C. Memory Usage

Another aspect of performance is memory (VRAM) usage, which can affect how large a model or batch one can fit. PyTorch uses a caching memory allocator for NVIDIA GPUs which often leads to less fragmentation in long training runs. TensorFlow has historically grabbed a huge chunk of GPU memory upfront (to avoid fragmentation), which can be efficient but also problematic if multiple processes share a GPU. In Yapıcı’s study, they explicitly mention memory management differences and note “Torch (PyTorch) consistently performs very well [in] memory management for both CPU and GPU”. They observed TensorFlow became insufficient in memory management when data size increases, causing slowdowns. PyTorch’s allocator seems to handle large tensors and varying tensor sizes more gracefully, which might explain some of the speed difference for large inputs. Modern TensorFlow does allow fine-grained control (e.g., `tf.config.experimental.set_memory_growth` to not allocate all memory upfront), but memory fragmentation issues can still arise.

### D. Scalability

When comparing frameworks, one should also consider how well they scale to multiple GPUs or TPUs. TensorFlow has the unique ability to run on Google’s TPUs (Tensor Processing Units) using the XLA compiler. PyTorch can also use TPUs via the PyTorch/XLA project, but TensorFlow’s TPU support (especially for v3 and v4 pods) is more mature and was the primary interface for TPUs for a long time. So if a researcher or company needs TPU performance, TensorFlow might be the first choice (though Google has contributed a lot to JAX in this space more recently). For multi-GPU training, both frameworks offer data-parallel and model-parallel strategies. TensorFlow’s MirroredStrategy and TPUStrategy vs PyTorch’s DDP. In terms of raw throughput, some reports claim TensorFlow edges out PyTorch in multi-node scaling (perhaps due

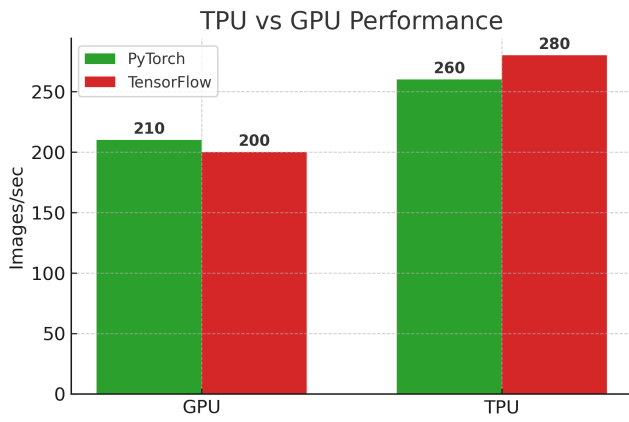


Fig. 8. Illustration related to Scalability.

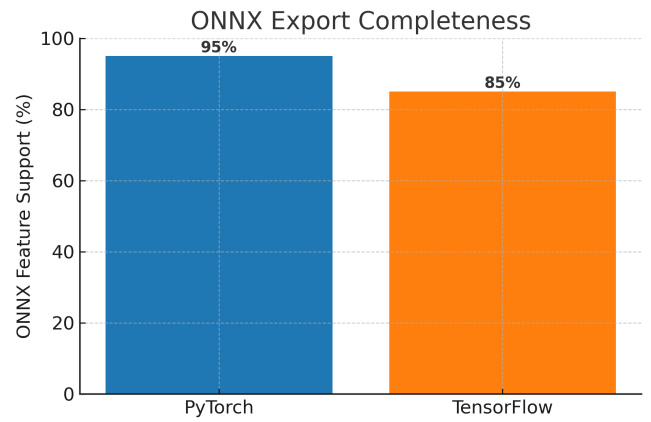


Fig. 10. Illustration related to Deployment and Model Deployment Flexibility.

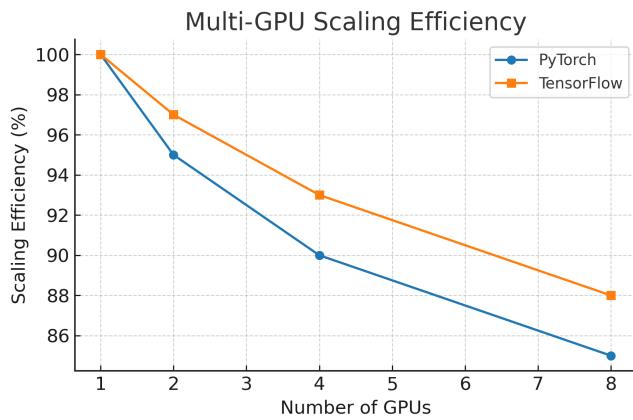


Fig. 9. Illustration related to Scalability.

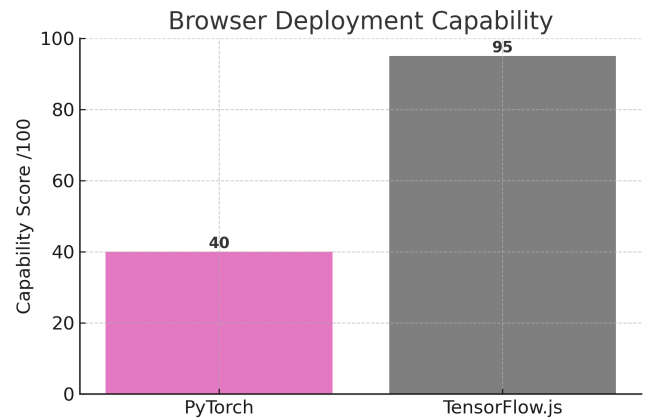


Fig. 11. Illustration related to Deployment and Model Deployment Flexibility.

to graph optimizations reducing communication overhead), but others show parity.

### E. Summary of Performance

Empirically, neither TensorFlow nor PyTorch can claim a universal performance win. Instead, there are nuances: PyTorch often has an edge in single-GPU training speed and especially inference latency for small/medium models. TensorFlow’s static graphs can shine in very large-scale scenarios or unusual hardware (TPUs) and sometimes enable graph-level optimizations that PyTorch (eager mode) might miss, although PyTorch 2.0’s compilation and JIT narrows this. For practitioners, a practical approach is to prototype in whichever framework they prefer, and if performance is insufficient, consider optimizations (e.g., enabling XLA for TensorFlow or TorchScript for PyTorch). It is rarely necessary to switch frameworks solely for performance reasons nowadays, as other bottlenecks (model complexity, I/O throughput) often dominate.

## V. DEPLOYMENT AND MODEL DEPLOYMENT FLEXIBILITY

Beyond training models, deploying them in real-world applications requires converting and optimizing models for

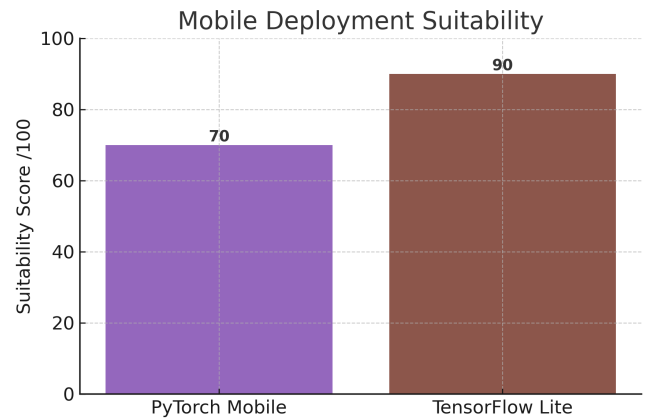


Fig. 12. Illustration related to Deployment and Model Deployment Flexibility.

inference on various platforms (servers, mobile devices, web browsers, etc.). Here we compare the deployment options and portability of TensorFlow and PyTorch.

### A. Saving and Serializing Models

Both frameworks support saving trained models, but in different formats. TensorFlow uses the `SavedModel` format, which includes the computation graph and weights, and is language-agnostic (loadable in Python, C++, Java, etc. using TF runtime). Keras models can also be saved to HDF5 or `SavedModel`. PyTorch by default saves model weights as a Python pickle of the `nn.Module` state dictionary – which is Python-specific (requires PyTorch and the model class definition to load). For broader deployment, PyTorch provides TorchScript. TorchScript can serialize a PyTorch model (via tracing or scripting) into an intermediate representation that can be loaded and executed in a standalone C++ program (without Python). This is similar in spirit to TF’s `SavedModel` (a graph that can be executed independently). However, writing a PyTorch model that TorchScript can fully capture sometimes requires avoiding certain dynamic Python constructs. TensorFlow, by contrast, historically excelled in cross-language deployment because the static graph definition separated from Python cleanly.

### B. TensorFlow Lite and Mobile Deployment

A major strength of TensorFlow is its family of deployment frameworks. TensorFlow Lite (TFLite) is a lightweight interpreter for running TensorFlow models on mobile and embedded devices. Google has invested heavily in TFLite – it supports 16-bit and 8-bit quantization (for smaller model size and faster, lower-power inference), and can even delegate parts of computation to specialized hardware (e.g., Android Neural Networks API, or microcontroller kernels). There is also TensorFlow Lite Micro for microcontrollers, which can run tiny models on devices with only kilobytes of memory [26]. The design and efficiency of TFLite Micro are described in David et al. [26], showing optimizations to handle the fragmentation and low resources of embedded environments.

PyTorch has comparatively newer support for mobile: PyTorch Mobile was introduced around 2019, allowing models (in TorchScript form) to run on Android/iOS. It also supports quantization. Many find TFLite more optimized out-of-the-box for mobile (for example, TFLite has a smaller binary size and some mobile-specific ops). PyTorch Mobile tends to require bundling the PyTorch runtime which can be heavier. In summary, TensorFlow currently has an edge in mobile deployment due to TFLite’s maturity and wide hardware support.

### C. Browser and JavaScript Deployment

TensorFlow.js is another offering that lets one run or train models directly in web browsers (JavaScript). It can either use WebGL for acceleration or even WebAssembly. TF.js can load models converted from TensorFlow or Keras. PyTorch does not have an official browser JavaScript runtime. Developers often convert PyTorch models to ONNX, then use tools like ONNX.js or TF.js to run them in browsers, or rewrite the model in JavaScript. Thus, for web deployment, TensorFlow’s ecosystem is advantageous.

### D. ONNX Interoperability

The Open Neural Network Exchange (ONNX) is an open standard format for deep learning models, co-developed by Facebook and Microsoft in 2017 to facilitate interoperability between frameworks [27]. Both TensorFlow and PyTorch can export models to ONNX. In practice, PyTorch’s ONNX exporter is widely used to move models into production environments that use ONNX Runtime – a high-performance inference engine. For example, a PyTorch-trained model might be exported to ONNX and then run in C++ or on Windows ML, etc. TensorFlow can import ONNX via the TF-ONNX converter, although TensorFlow’s own ecosystem often doesn’t require ONNX as much. ONNX is especially handy if one framework has a model or training code you want to use in the other’s environment (e.g., you train in PyTorch but need to deploy in a TensorFlow-serving environment – exporting to ONNX or directly to `SavedModel` is a solution). In terms of support, PyTorch’s coverage for ONNX export is quite good for most common layers, while some cutting-edge layers might lag.

### E. Serving and Infrastructure

On the server side, TensorFlow Serving is a dedicated system for serving TensorFlow models in production. It is highly optimized (C++ implementation) and supports versioning, A/B testing, and can serve multiple models (with a gRPC or REST API). This made TF a go-to for production in many enterprises early on. PyTorch lacked an analogous official service for a while; many PyTorch deployments used generic solutions (Flask apps or custom C++ inference code). Now, TorchServe, developed by AWS and Facebook, is available to serve PyTorch models. TorchServe provides a similar feature set (REST API, batch inference, model management). It works, but is perhaps less widely adopted than TF-Serving in industry at this point, simply because many production systems were built around TF. That said, companies like Facebook obviously deploy PyTorch at massive scale (e.g., in PyTorch-based recommendation systems), using their own internal serving solutions.

Cloud providers also dictate deployment choices. Google Cloud AI was naturally optimized for TensorFlow, with services like Cloud Functions for TF models and TPU support. Amazon AWS, on the other hand, has excellent support for both TF and PyTorch (AWS Neuron SDK for inferencing on AWS Inferentia chips supports both). Microsoft Azure likewise supports both but has been a big proponent of ONNX. So nowadays, whichever framework one uses, cloud deployment is feasible. The slight differences are in integration: e.g., if using Google’s TensorFlow Extended (TFX) pipeline, it’s built around TensorFlow for data validation, model serving, etc., although one could plug in PyTorch models.

### F. Compiler Optimizations (XLA and Beyond)

Both frameworks have Just-In-Time (JIT) compiler options to optimize execution. TensorFlow’s compiler is XLA (Accelerated Linear Algebra). XLA can take a TF graph

(or JAX or even PyTorch via XLA backend) and perform optimizations like kernel fusion and compilation to target architecture. Enabling XLA for TensorFlow graphs can yield significant speedups for some workloads, though in other cases it provides minor gains. PyTorch’s analogs include TorchScript and more recently the TorchDynamo + NVFuser stack in PyTorch 2.0 which can JIT compile parts of models for acceleration. Additionally, PyTorch has an XLA backend to run on TPUs (this actually uses XLA under the hood, showing the cross-pollination of technologies).

JAX, while not the focus here, is a newer framework from Google that is “compile-first” (it uses XLA heavily). It’s notable because it represents a trend of deeper compiler integration – some speculate that TensorFlow and PyTorch will both incorporate more JAX-like features for optimization. In fact, an open challenge is how to unify the eager and compiled worlds: TF tried with AutoGraph and `@tf.function` (with mixed success due to complexity), PyTorch is trying with 2.0 to keep eager semantics but allow optional compilation. A future direction might be a framework that gives the ease of eager with the speed of static compiled graphs, seamlessly.

#### G. Edge Deployments and IoT

We mentioned TFLite for mobile; there’s also specialized deployment like TinyML on microcontrollers, where TensorFlow Lite Micro is a clear leader (used in many TinyML applications). PyTorch does not really operate in the micro-controller space. If an application requires a model on a device with, say, 256KB of RAM, TensorFlow Lite Micro is essentially the only viable solution among the two. For GPU inference on edge (e.g., Jetson devices), both frameworks can run, but TensorFlow also has TF-TRT (TensorRT integration) to optimize models for NVIDIA GPUs. PyTorch can also use TensorRT via ONNX or its own integration, but again, more people have used TF-TRT historically.

#### H. Summary of Deployment

TensorFlow offers a broader and more integrated suite of deployment tools – from TFLite, TF.js, to TF-Serving – which can streamline the process of taking a model from research to production especially in diverse environments. PyTorch’s deployment capabilities have rapidly improved: TorchScript makes it feasible to deploy without Python, and ONNX enables using external runtimes. For pure server-side inference on GPUs or CPU, either framework can be made to work, with perhaps a slight TensorFlow advantage in turnkey solutions. For mobile and embedded, TensorFlow is currently ahead.

From a developer’s perspective, if you plan to deploy on mobile or browser, using TensorFlow/Keras from the start might save conversion hassle. If deploying only on server, you could train in PyTorch and then either serve via TorchServe or convert to ONNX if needed. Many companies do exactly that (train with PyTorch for flexibility, then deploy via ONNX runtime for performance).

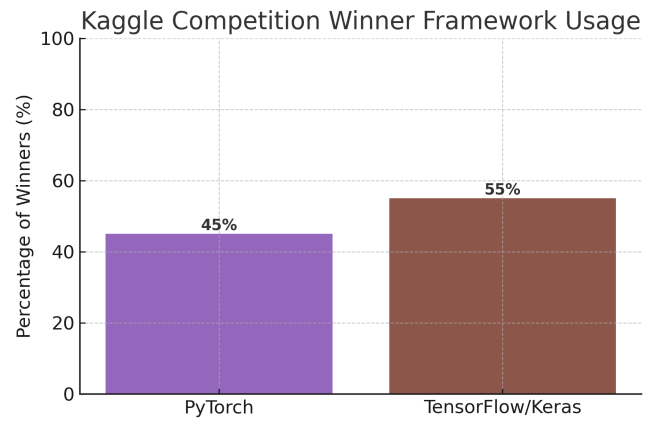


Fig. 13. Illustration related to Ecosystem and Community Support.

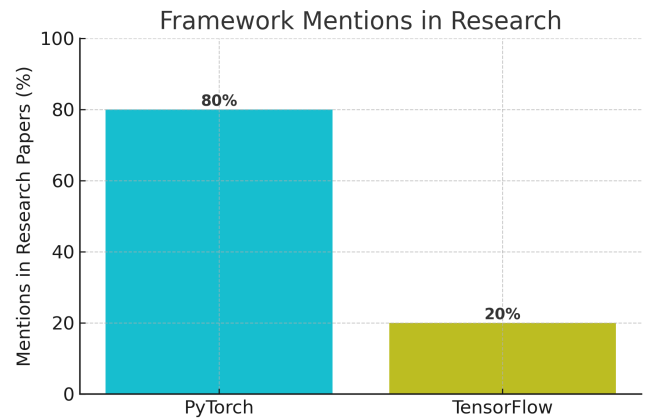


Fig. 14. Illustration related to Ecosystem and Community Support.

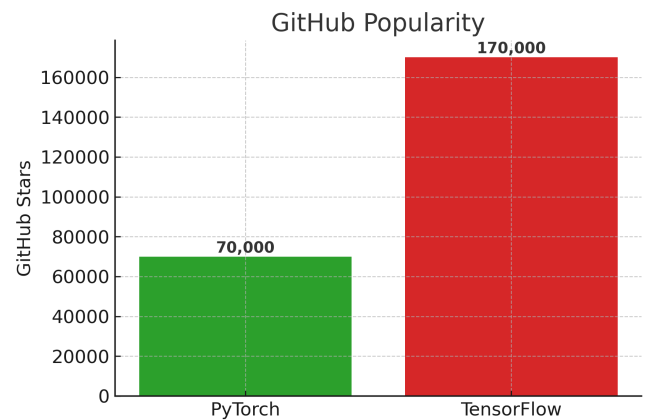


Fig. 15. Illustration related to Ecosystem and Community Support.

## VI. ECOSYSTEM AND COMMUNITY SUPPORT

The strength of a deep learning framework is not just in its core library, but also in the ecosystem of tools, libraries, and community around it. We compare TensorFlow vs PyTorch in terms of library support (for CV, NLP, etc.), learning resources,

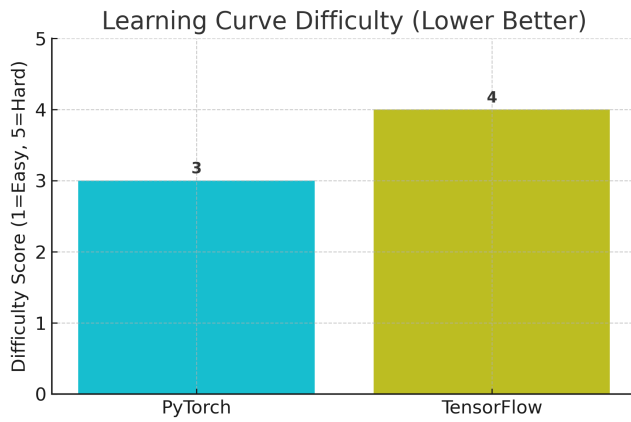


Fig. 16. Illustration related to Ecosystem and Community Support.

and community engagement.

#### A. Extensible Libraries and API Ecosystem

Both TensorFlow and PyTorch have rich ecosystems of add-on libraries:

- In computer vision, `TorchVision` is PyTorch’s official package with popular models and data loaders; TensorFlow has `TF.Image` and the TensorFlow Models repository (which includes model definitions for ResNet, EfficientNet, etc., and the newer KerasCV library).
- In natural language processing, PyTorch benefitted from libraries like Hugging Face Transformers (initially PyTorch-only, later adding TF support). TensorFlow had `Tensor2Tensor` and now `TensorFlow Text`, and many Google NLP models (BERT, etc.) were first released in TF.
- For reinforcement learning, both have wrappers (OpenAI Baselines originally in TensorFlow, then many RL libraries moved to PyTorch like Stable Baselines3).
- For graph neural networks, libraries like DGL and PyG (PyTorch Geometric) are PyTorch-based, whereas TensorFlow has Spektral and deep integration in Sonnet (DeepMind’s library).
- For probabilistic programming, PyTorch has Pyro and PyTorch Probability, while TensorFlow has TensorFlow Probability.

One notable piece is Keras: Keras originated as an independent high-level API that could run on Theano or TensorFlow; since TF2 it is tightly integrated with TensorFlow. Keras 3.0 introduced a backend-agnostic design supporting TensorFlow, JAX, and PyTorch [28].

PyTorch’s ecosystem often consists of many smaller packages (due to its research roots, with custom libraries for specific niches). TensorFlow’s ecosystem, guided by Google, has fewer but larger, more official components (TFX, TensorBoard, TF Hub, etc.). TensorBoard is widely used for logging and visualization and originally only worked with TensorFlow; PyTorch users now also leverage TensorBoard through SummaryWriter.

In terms of pretrained models, TensorFlow Hub hosts ready-to-use TF models, while PyTorch offers `torchvision.models` and many models on PyTorch Hub.

#### B. Community Size and Activity

TensorFlow enjoyed an early lead in community due to Google’s influence and many educational resources. It still has a massive user base. PyTorch saw explosive growth in the research community from 2018–2020 [2].

On GitHub, PyTorch (`pytorch/pytorch`) has over 70k stars, TensorFlow (`tensorflow/tensorflow`) over 170k, but stars are cumulative over years. PyTorch, now under the Linux Foundation, has a broad contributor base, while TensorFlow contributions remain largely driven by Google.

Surveys provide insights: Stack Overflow’s 2023 survey found 8.41% of devs use TensorFlow and 7.89% use PyTorch [29]. Kaggle’s 2021 survey showed TensorFlow/Keras slightly ahead among ML practitioners, but PyTorch more popular in research.

PyTorch is often associated with “research dominance, industry adoption growing,” while TensorFlow is “industry leader, still strong in production.” Both have large active forums and annual events (PyTorch Developer Day, TensorFlow Dev Summit).

#### C. Industry and Enterprise Support

TensorFlow penetrated enterprise early (2016–2018), supported by TFX for end-to-end ML pipelines. PyTorch’s rise in industry followed its research success, with Meta, AWS, Microsoft, and others adopting it. In 2022, PyTorch joined the Linux Foundation [30].

Cloud providers support both: Google Cloud offers TPU integration for TensorFlow; AWS supports both (with optimized containers); Azure heavily supports ONNX for cross-framework deployment.

#### D. Learning Curve

Keras (and thus TensorFlow) is often seen as beginner-friendly due to high-level abstractions, while PyTorch appeals to those familiar with Python/NumPy syntax. Many report PyTorch feels more “natural” for custom model building, whereas TensorFlow shines in standardized pipelines.

Both have vast educational resources: TensorFlow from Google Developers, Coursera (`deeplearning.ai`), and books like “Hands-On ML with Scikit-learn and TensorFlow”; PyTorch with official tutorials, “PyTorch Cookbook,” and extensive community blogs.

#### E. Summary

TensorFlow provides a monolithic, comprehensive ecosystem with mature deployment tools; PyTorch offers a flexible, research-driven ecosystem that is rapidly expanding into production. Both have thriving communities, strong industry backing, and are likely to coexist and co-evolve.

## VII. APPLICATIONS AND CASE STUDIES IN VISION, NLP, ETC.

We highlight how TensorFlow and PyTorch are used in real-world domains, including notable case studies and patterns of usage in specific fields.

### A. Computer Vision

Both frameworks are heavily used in computer vision. Historically, many Google CV projects (e.g., DeepLab segmentation, Inception image classification) were developed in TensorFlow. TensorFlow’s Object Detection API was a widely used toolkit for training detectors. Meta (Facebook) released Detectron2 and other CV libraries in PyTorch. Researchers often preferred PyTorch for new CV research—GANs and Vision Transformers frequently had PyTorch reference implementations.

OpenCV supports deep learning inference from both frameworks via ONNX. In industry, Tesla uses PyTorch for Autopilot vision models [31], while Google Photos employs TensorFlow for image tagging.

Case study: Toyota Research used PyTorch for real-time autonomous driving vision tasks [32]. In medical imaging, Bećirović et al. [33] compared frameworks on blood cell classification, finding similar accuracy but performance differences that could influence deployment.

### B. Natural Language Processing

The NLP community has shifted towards PyTorch, especially with the rise of transformers. BERT (Google) was released in TensorFlow, while GPT (OpenAI) was PyTorch-based. Hugging Face Transformers started as PyTorch-only, later adding TensorFlow support. Many community-built NLP models remain PyTorch-native.

TensorFlow is still used for large-scale NLP (Google Translate, speech-to-text). TensorFlow Text and TensorFlow Hub provide pretrained NLP models. PyTorch users employ `torchtext` and `fairseq` for NLP tasks.

Microsoft has migrated some NLP research to PyTorch for flexibility [34], while Google Brain uses TensorFlow and increasingly JAX for massive models.

### C. Recommender Systems

Large-scale recommender systems (with large embedding tables) are essential in industry. Meta’s DLRM is PyTorch-based [35], while Google’s RecNet was built in TensorFlow. PyTorch powers Facebook’s production recommender pipelines (with FBGEMM optimization), while TensorFlow integrates with TFX for ranking services.

### D. Reinforcement Learning and Robotics

Google’s DeepMind used TensorFlow (and now more JAX) for RL projects like AlphaGo. OpenAI’s newer RL work uses PyTorch, and its Spinning Up tutorials are PyTorch-based. Robotics researchers often prototype in PyTorch due to Python interoperability, while TensorFlow is used in production robot systems.

### E. Scientific Research

In scientific ML, PyTorch is used in physics, biology, and other sciences, with frameworks like PyTorch Lightning providing structure. TensorFlow powers projects like AlphaFold and climate modeling, often leveraging TPU capabilities.

### F. Notable Case Studies

- **OpenAI GPT-3** (2020) — trained in PyTorch on massive GPU clusters, demonstrating PyTorch’s scalability.
- **Google Translate** — uses TensorFlow for large-scale neural machine translation on TPU pods.
- **Tesla Autopilot** — PyTorch-based perception models deployed on vehicles using LibTorch.
- **Airbnb** — customer service dialogue assistant in PyTorch [36].
- **Genentech** — cancer drug discovery using PyTorch [37].
- **Snapchat** — TensorFlow Lite for mobile ML features.
- **Facebook accessibility** — PyTorch mobile models for screen reading.

### G. Performance in Applications

Framework choice often depends on deployment needs: TensorFlow Lite for mobile, PyTorch for dynamic architectures. In some cases, models are trained in PyTorch and converted to TensorFlow or ONNX for serving.

### H. Summary

Both frameworks have abundant success stories. The choice often reflects existing codebases, team expertise, and deployment requirements. Innovations frequently appear in both frameworks through reimplementations and cross-pollination.

## VIII. FUTURE DIRECTIONS AND OPEN CHALLENGES

As deep learning frameworks, TensorFlow and PyTorch are still rapidly evolving. In this section, we discuss upcoming features, trends, and challenges for these frameworks and for deep learning framework design in general.

### A. Unifying Ease-of-Use and Performance

A major goal is combining the flexibility of eager execution with the performance of static graphs. Both frameworks are addressing this:

- **PyTorch 2.0** introduced `torch.compile`, built on TorchDynamo and NVFuser, which JIT compiles code without leaving the eager execution paradigm. Early benchmarks show significant speedups for some models, narrowing performance gaps with static graph frameworks.
- **TensorFlow** is enhancing `@tf.function` to generate optimized graphs more transparently. Challenges include debugging inside compiled graphs and making Auto-Graph conversions more robust. Integration of ideas from JAX, such as pure functions and explicit compilation, is likely in future TensorFlow versions.

Both may converge towards hybrid execution modes where the runtime selectively compiles portions of the model.

### B. Heterogeneous Hardware and ML Compilers

With hardware diversity (GPUs, TPUs, IPUs, HPUs), frameworks must support multiple targets efficiently. XLA serves as a common backend for TensorFlow, JAX, and PyTorch (via the XLA backend). MLIR (Multi-Level IR) offers a flexible compiler infrastructure for ML, already integrated into TensorFlow Runtime and being explored by PyTorch. Long-term, both frameworks may become higher-level frontends that lower to common IRs for hardware-specific optimization.

### C. Distributed and Federated Learning

Distributed and federated learning are priorities:

- TensorFlow provides `tf.distribute.Strategy` for multi-device/multi-node training and TensorFlow Federated for edge-device collaboration.
- PyTorch offers Distributed Data Parallel (DDP) for scalable multi-GPU training and integrations with projects like PySyft for federated learning.

Simplifying distributed training to match single-GPU workflows remains a challenge.

### D. Interoperability and Standardization

ONNX enables cross-framework inference model exchange but lacks standardized training loop representation. Keras 3.0 introduced multi-backend support for TensorFlow, JAX, and PyTorch, suggesting a trend toward API portability. The challenge is preserving performance and access to framework-specific features during cross-platform execution.

### E. Specialized Domains

Domain-specific enhancements are needed:

- Graph Neural Networks (GNNs) — PyTorch Geometric and DGL (PyTorch-based) dominate; TensorFlow has Spektral and DeepMind’s Sonnet.
- Variable-length sequence handling, sparse tensor optimizations, and advanced vision ops are being integrated into both frameworks in response to research needs.

### F. Ease of Use vs. “Batteries Included”

The debate continues over minimal core vs. full-featured ecosystems:

- PyTorch historically favored a lean core with external packages.
- TensorFlow integrated extensive tooling (TFX, TensorBoard, TF Hub) into the official stack.

A balanced approach—lean core with official, interoperable add-ons—may prevail.

### G. Competition and Convergence

Feature borrowing between frameworks has been common:

- Eager execution in TensorFlow was inspired by PyTorch.
- PyTorch’s compiler initiatives mirror TensorFlow’s XLA benefits.

Emerging players like JAX influence both, potentially leading to convergence in execution models.

### H. Long-Term Maintenance and Open Source Sustainability

Sustaining large frameworks requires stable governance:

- PyTorch’s move to the Linux Foundation ensures multi-organization stewardship.
- TensorFlow’s development is balanced with Google’s parallel investment in JAX.

Backward compatibility and support for legacy models remain key user trust factors.

### I. Summary

Future evolution will likely blur distinctions between frameworks, especially as compilers and multi-backend APIs mature. Understanding the current trade-offs remains important for choosing the right tool for specific projects.

## IX. CONCLUSION

In this survey, we have presented a detailed comparison of TensorFlow and PyTorch across usability, performance, and deployment dimensions. TensorFlow offers a mature, production-oriented ecosystem with features such as static graph optimization, cross-platform deployment options (TF Lite, TF.js), and a rich set of integrated tools (TensorBoard, TFX). These capabilities make it highly effective for scenarios requiring scalability, end-to-end pipelines, and diverse deployment targets, as shown by its adoption in large-scale industrial systems and mobile/browser ML applications.

PyTorch, in contrast, provides an intuitive, Pythonic interface that has become the framework of choice in the research community. Its dynamic computation graph simplifies development, debugging, and experimentation, facilitating rapid prototyping of novel architectures. PyTorch’s deployment capabilities, once a limitation, have matured significantly with TorchScript, ONNX support, and TorchServe, closing the gap with TensorFlow for many production use cases.

Our analysis shows that:

- **Developer Experience:** PyTorch generally offers lower barriers for custom logic, while TensorFlow (via Keras) accelerates standard model development with high-level abstractions.
- **Performance:** Neither framework is universally faster; PyTorch often achieves lower per-iteration overhead and faster inference in some cases, while TensorFlow leverages graph optimizations and TPUs to excel in large-scale or specialized hardware scenarios.
- **Community and Ecosystem:** PyTorch leads in research adoption and open governance under the Linux Foundation, while TensorFlow retains strong corporate usage and comprehensive deployment infrastructure.

Applications across computer vision, natural language processing, recommendation systems, and scientific computing demonstrate that both frameworks can deliver state-of-the-art results. The choice often depends on existing infrastructure, deployment targets, and team expertise: for instance, TensorFlow may be preferred for mobile/web deployment,

while PyTorch may be favored for dynamic, research-heavy workflows.

Looking ahead, unifying dynamic and static execution paradigms, improving interoperability (via ONNX and multi-backend APIs), and leveraging advanced compiler technologies will likely reduce the practical differences between these frameworks. Framework choice may become more a matter of ecosystem preference than technical limitation, as both adopt features from one another and from emerging projects like JAX.

In conclusion, TensorFlow and PyTorch each have unique strengths:

- **TensorFlow:** Excels in deployment scalability, integrated tooling, and production readiness.
- **PyTorch:** Excels in developer friendliness, flexibility, and rapid research iteration.

Rather than declaring a single winner, this survey emphasizes selecting the framework that best aligns with the specific needs of the project, while recognizing the significant contributions both have made to advancing deep learning capabilities for industry and research alike.

## REFERENCES

- [1] M. Abadi *et al.*, “Tensorflow: Large-scale machine learning on heterogeneous distributed systems,” *arXiv preprint arXiv:1603.04467*, 2016.
- [2] A. Paszke *et al.*, “Pytorch: An imperative style, high-performance deep learning library,” in *Advances in Neural Information Processing Systems*, 2019.
- [3] M. Yapıcı and N. Topaloğlu, “Performance comparison of deep learning frameworks,” *Computers and Informatics*, vol. 1, no. 1, pp. 1–11, 2021.
- [4] O.-C. Novac *et al.*, “Analysis of the application efficiency of tensorflow and pytorch in convolutional neural network,” *Sensors*, vol. 22, no. 22, p. 8872, 2022.
- [5] T. H. Team, “Tensorflow hub: Reusable machine learning modules,” <https://www.tensorflow.org/hub>, 2018.
- [6] P. Team, “Torchscript documentation,” <https://pytorch.org/docs/stable/jit.html>, 2020.
- [7] K. Community, “Pytorch vs tensorflow — 2025 overview,” Kaggle Discussion, 2023.
- [8] T. Authors, “Tensorflow 1.x documentation,” [https://www.tensorflow.org/versions/r1.15/api\\_docs](https://www.tensorflow.org/versions/r1.15/api_docs), 2015.
- [9] T. Contributors, “Graphs and sessions in tensorflow,” <https://www.tensorflow.org/guide/graphs>, 2018.
- [10] —, “Known limitations of tensorflow 1.x graph execution,” <https://www.tensorflow.org/guide>, 2018.
- [11] F. Chollet, *Deep Learning with Python*. Manning Publications, 2017.
- [12] T. T. Team, “Using tpus with tensorflow,” <https://cloud.google.com/tpu/docs>, 2018.
- [13] T. Authors, “Announcing tensorflow 2.0,” <https://blog.tensorflow.org/2019/09/tensorflow-20-is-now-available.html>, 2019.
- [14] P. Team and AWS, “Torchserve model serving on pytorch,” <https://pytorch.org/serve>, 2020.
- [15] T. L. Team, “Tensorflow lite overview,” <https://www.tensorflow.org/lite>, 2017.
- [16] S. Bahrampour *et al.*, “Comparative study of caffe, neon, theano, and torch for deep learning,” *arXiv preprint arXiv:1511.06435*, 2015.
- [17] S. Shi *et al.*, “Benchmarking state-of-the-art deep learning software tools,” in *2016 7th International Conference on Cloud Computing and Big Data (CCBD)*, 2016.
- [18] P. Goldsborough, “A tour of tensorflow,” *arXiv preprint arXiv:1610.01178*, 2016.
- [19] M. Simmons and W. Holliday, “A comparison of two popular machine learning frameworks for education,” in *Proceedings of the 50th ACM Technical Symposium on Computer Science Education*, 2019.
- [20] S. Overflow, “Developer survey results,” 2023.
- [21] M. Abadi *et al.*, “Tensorflow: Large-scale machine learning on heterogeneous distributed systems,” *arXiv preprint arXiv:1603.04467*, 2016.
- [22] R. Python, “Pytorch vs tensorflow for your python deep learning project,” 2023.
- [23] O.-C. Novac *et al.*, “Comparative analysis of cnn implementations in tensorflow and pytorch,” *Sensors*, vol. 22, no. 22, p. 8872, 2022.
- [24] M. Yapıcı and N. Topaloğlu, “Performance comparison on gpbs signature dataset,” <https://dergipark.org.tr/en/pub/ci/issue/60236/769457>, 2021.
- [25] M. Bećirović *et al.*, “Performance comparison of medical image classification systems using tensorflow keras, pytorch, and jax,” *arXiv preprint arXiv:2507.14587*, 2025.
- [26] R. David, J. Warden *et al.*, “Tensorflow lite micro: Embedded machine learning on tinymt systems,” in *Proceedings of the 3rd Conference on Machine Learning and Systems (MLSys)*, 2021, pp. 1–15. [Online]. Available: <https://arxiv.org/abs/2010.08678>
- [27] F. AI and M. Research, “Open neural network exchange (onnx),” <https://onnx.ai>, 2017.
- [28] F. Chollet, “Announcing keras 3: Multi-backend deep learning with tensorflow, jax, and pytorch,” [https://keras.io/keras\\_3/](https://keras.io/keras_3/), 2023.
- [29] S. Overflow, “Developer survey results 2023,” <https://survey.stackoverflow.co/2023/>, 2023.
- [30] S. Chintala *et al.*, “Announcing the pytorch foundation,” Meta AI Blog, 2022.
- [31] A. Karpathy, “Tesla autopilot and pytorch,” Talk at PyTorch Developer Day, 2021. [Online]. Available: <https://pytorch.org/dev-day>
- [32] T. R. Institute, “Using pytorch for autonomous driving vision tasks,” <https://www.tri.global>, 2023.
- [33] M. Bećirović *et al.*, “Performance comparison of medical image classification systems using tensorflow keras, pytorch, and jax,” *arXiv preprint arXiv:2507.14587*, 2025. [Online]. Available: <https://arxiv.org/abs/2507.14587>
- [34] M. Research, “Migrating nlp research to pytorch,” <https://www.microsoft.com/research>, 2022.
- [35] F. Wang *et al.*, “Dlrm: An advanced open source deep learning recommendation model,” 2019.
- [36] A. Engineering, “Building a customer service dialogue assistant with pytorch,” in *Airbnb Engineering Blog*, 2022. [Online]. Available: <https://medium.com/airbnb-engineering>
- [37] G. Research, “Applying pytorch for cancer drug discovery,” <https://www.gene.com/stories>, 2023, accessed: 2025-08-06.
- [38] H. Li, G. Rajbahadur, and C. Bezemer, “Studying the impact of tensorflow and pytorch bindings on machine learning software quality,” *arXiv preprint arXiv:2407.05466*, 2024.
- [39] J. Duke *et al.*, “Tensorflow lite micro: Embedded machine learning on tinymt systems,” in *Proceedings of MLSys 2021*, 2021.
- [40] A. Karpathy, “Pytorch: The sweet spot between research and production,” PyTorch Dev Day talk, 2020.
- [41] O. AI, “Pytorch vs tensorflow in 2025: A comparative guide of ai frameworks,” 2024.
- [42] InfoQ, “Pytorch becomes linux foundation project,” 2022.
- [43] G. Research, “Bert: Pre-training of deep bidirectional transformers for language understanding,” 2018.