

Measuring the stability and plasticity of recommender systems

Maria João Lavoura
mjlavoura@gmail.com
Independent researcher
Porto, Portugal

João Vinagre*
joao.vinagre@ec.europa.eu
Joint Research Centre - European
Commission
Seville, Spain

Robert Jungnickel
robert.jungnickel@ec.europa.eu
Joint Research Centre - European
Commission
Seville, Spain

ABSTRACT

The typical offline protocol to evaluate recommendation algorithms is to collect a dataset of user-item interactions and then use a part of this dataset to train a model, and the remaining data to measure how closely the model recommendations match the observed user interactions. This protocol is straightforward, useful and practical, but it only captures performance of a particular model trained at some point in the past. We know, however, that online systems evolve over time. In general, it is a good idea that models reflect such changes, so models are frequently retrained with recent data. But if this is the case, to what extent can we trust previous evaluations? How will a model perform when a different pattern (re)emerges? In this paper we propose a methodology to study how recommendation models behave when they are retrained. The idea is to profile algorithms according to their ability to, on the one hand, retain past patterns – stability – and, on the other hand, (quickly) adapt to changes – plasticity. We devise an offline evaluation protocol that provides detail on the long-term behavior of models, and that is agnostic to datasets, algorithms and metrics. To illustrate the potential of this framework, we present preliminary results of three different types of algorithms on the GoodReads dataset that suggest different stability and plasticity profiles depending on the algorithmic technique, and a possible trade-off between stability and plasticity. Although additional experiments will be necessary to confirm these observations, they already illustrate the usefulness of the proposed framework to gain insights on the long term dynamics of recommendation models.

KEYWORDS

recommender systems, evaluation, long-term

1 INTRODUCTION

The stability-plasticity dilemma has been identified by Mermillod et al. [9] as a fundamental trade-off of learning systems. It consists of the tension between two potentially conflicting requirements: *stability*, the ability to retain previously learned concepts, and *plasticity*, the ability to learn new ones. A system with high plasticity will tend to be forgetful, whereas a highly stable system will struggle to adapt to changes.

Traditional offline evaluation protocols are agnostic to time, and therefore do not account for such properties. However, it is reasonable to hypothesize that different types of algorithms will learn models with disparate stability and plasticity profiles.

The desirable stability and plasticity are dependent on the dynamics of the task at hand. Highly dynamic domains, such as news

or social media, may favor models with high plasticity, while domains with few and slow changes, such as music or books, may benefit more from models with high stability. Furthermore, other technical considerations may come at play, such as the need to deal with cold-start or robustness to shilling attacks[4]. This suggests that evaluating stability and plasticity of recommendation models has implications on early choices with high potential downstream impact.

In the fields of continual learning [13] and incremental stream-based learning [3], researchers have looked at this problem, typically focusing on classic supervised machine learning in a sequence of well identified tasks – the so-called task-incremental learning. The problem in recommendation is that such division does not exist naturally, so most of the methods to measure stability and plasticity used in previous research are not applicable to recommendation models. In addition, past work focuses disproportionately on the problem of catastrophic forgetting – i.e. through the lens of stability. There are comparably very few works that focus on plasticity, be it exclusively or complementarily.

Given that classic evaluation methods are not designed to evaluate stability and plasticity, it is impractical to use them for that purpose. This paper addresses the problem by proposing a framework, including a methodology and metrics, that answers questions related to the ability of recommendation models to retain past concepts and assimilate new ones.

Our approach is double-sided. On the one hand, we ask the question of how to measure the stability and plasticity of models, and to what extent these two are conflicting. On the other hand, we also want to know what is the benefit of stability or plasticity in given problems. Our research questions are the following:

- RQ1: How can we measure and compare the stability and plasticity of different recommendation models using a common evaluation framework?
- RQ2: Do different algorithmic approaches exhibit distinct trade-offs?

Our two contributions are (1) an algorithm- and metric-agnostic methodology that can be used systematically to profile algorithms with respect to their stability-plasticity profile, and (2) preliminary insights on the stability-plasticity trade-offs of different classes of algorithms across metrics related to accuracy and diversity.

We structure the remainder of the paper with an overview of related work in Section 2, a description of our methodology in Section 3, and results in Section 4. In Section 5 we present our conclusions, limitations and future work.

*Corresponding author

2 RELATED WORK

The concepts of stability and plasticity have been discussed for quite some time by researchers studying continual machine learning [13, 15], as a broader framing of the problem of *catastrophic forgetting* [2], suggesting there is a dilemma, or a trade-off, between the ability of intelligent systems to retain what they have learned from past tasks and their ability to learn new tasks [9].

In the related literature, there is the fundamental notion of tasks. A continual learning problem essentially consists of incrementally learning neural models over a sequence of distinct tasks, typically classification tasks [11]. The challenge is not only to maximize performance on the most recently learned tasks, but also to minimize loss in previous ones. The main distinction in existing approaches is whether they require task identifiers in the data, or are able to infer tasks autonomously.

One of the issues of research task-incremental continual learning is the lack of standard tools and metrics to measure forgetting and retention [6]. One interesting approach towards systematically measuring stability and plasticity is proposed by Lopez-Paz and Ranzato [7] through the concepts of forward and backward information transfer. The two concepts are captured by metrics that reflect the ability of past models to perform on future tasks and future models to perform in past tasks, respectively.

In recommender systems, the problem of continual learning has been mostly – and indirectly – approached through stream-based learning [1], in particular under the assumption that forgetting is beneficial [8].

Our proposal draws inspiration from the above work, however a direct application of methods designed for classic machine learning is not possible for multiple reasons. First, the idea of a sequence of tasks is highly ambiguous in recommendation problems. A notable contribution has been made by Yuan et al. [14], where tasks are defined as distinct platforms – i.e. social media, marketplaces, etc – users navigate in. However this would only work in a scenario where user representations are common to all online platforms. Second, the role of recommendation models is not to learn class distributions as in typical classification tasks, which makes the direct application of existing methods that lack the flexibility to adjust to the nuance of recommendation problems. Finally, the multiplicity of problem settings, in particular evaluation protocols – including e.g. splitting criteria and evaluation metrics – complicate the application of methodologies that rely on standard machine learning evaluation protocols.

3 METHODOLOGY

Both the measures of stability and plasticity can only be obtained in the presence of change. A model trained on a stable dataset will be naturally stable, simply because the distributions it is modeling do not change significantly. Similarly, plasticity can only be measured if a model is forced to adapt to some change in the underlying data. The problem is that we do not know if, when, and to what extent natural changes occur, unless we investigate deep into the dynamics of each dataset. Realistically, such concept drifts and shifts, particularly in recommendation tasks, can be extremely complex given that they stem from an intricate combination of

changes in user preferences and context, system functionality, and real-world exogenous variables.

A second problem is how to mimic a sufficiently realistic scenario of model training and deployment. We want a methodology that allows practitioners and system developers to profile and select models according to their needs. This methodology needs to be generally applicable and connected to realistic deployment scenarios for results to be meaningful.

Finally, we need metrics that effectively capture the concepts we are trying to measure, ideally agnostic to the accuracy (and beyond accuracy) measures we wish to focus on.

In the following subsections, we describe our methodology focusing on these three aspects.

3.1 Data dynamics

The most obvious way to study the reaction of a model to change is to manipulate data by introducing an artificial shift. This strategy has the advantage that we can control when, how and how much change is introduced. For the purpose of this paper – and for the sake of simplicity –, we exclusively use simple user-item interaction data. Our dataset D consists of a sequence of user-item pairs (u, i) , which we assume to be a positive preference of user u for item i .

Our strategy for introducing a shift follows previous work [12]. We first split dataset D in two equal size subsets, D_1 and D_2 , respecting the order of interactions. Then, we randomly sample 50% of the items present in D_2 and simply change their labels – or IDs – to different new labels. We do this maintaining label consistency, which means that all selected instances of a given item i occurring in D_2 , become instances of a new item i' in D_2 .

These modified item labels will be seen by the training algorithm as entirely new items, forcing the model to change. However, by keeping 50% of the original ones, we also limit the artificialization of the dataset, maintaining the natural patterns of interaction, at least partially.

3.2 Experimental Protocol

Given a dataset D with a sudden change as described above in Section 3.1, the strategy we follow to measure stability and plasticity is to simulate a plausible scenario in the real world, in which to have a model trained in a certain regime, and observing how this model performs in the other regime.

We train two models M_1 and M_2 :

- M_1 is trained on D_1 only;
- M_2 is trained on both D_1 and D_2 .

Importantly, both D_1 and D_2 are split in training and holdout (for testing) subsets D_1^{Train} , D_1^{Test} , D_2^{Train} and D_2^{Test} . Both holdout sets D_1^{Test} and D_2^{Test} are withheld from all training tasks.

Model M_1 can be seen as a legacy model that has not seen the most recent set of data, and model M_2 would be a more recent model, after a typical retraining task, where the training algorithm is fed with past data together with more recent data. The fact that we know that D_1 and D_2 consist of different data regimes allows us to compare their performance.

3.3 Metrics

To measure *plasticity*, we need to compare the performance on D_2^{Test} of model M_1 that has not seen D_1^{Train} , and model M_2 that did. The hypothesis is that M_2 will naturally perform better than M_1 given that it has been trained in instances of D_2 , while M_1 has not. The difference between the performance of the two models provides a good measure of how a certain model is able to adapt to the new regime in D_2 .

With respect to *stability*, a similar strategy is used, but we compare the performance of M_1 and M_2 on D_1^{Test} instead. Knowing that M_1 has only seen instances of D_1 and M_2 has seen instances of both D_1 and D_2 , we can hypothesize that M_2 will struggle with D_1^{Test} because it has been exposed to a new signal. The difference in performance of the two models will tell us how much is M_2 able to retain the patterns of D_1 after such interference.

Figure 1 illustrates this setup in a model vs holdout, as well as the comparisons (arrows) we associate to stability and plasticity.

To compute stability and plasticity metrics, we collect four testing scores corresponding to the performance of models M_1 and M_2 on D_1^{Test} and D_2^{Test} . We denote these scores as $S_{1,1}$ and $S_{1,2}$ corresponding to M_1 and $S_{2,1}$ and $S_{2,2}$ corresponding to M_2 .

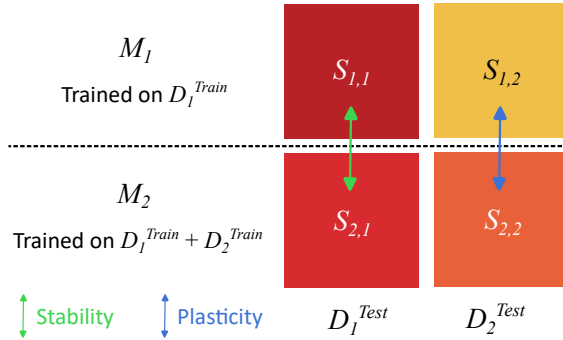


Figure 1: Experimental setup

We formulate stability as eq. (1) and plasticity as eq. (2). We further assume that scores are normalized to a $[0, 1]$ scale and higher values mean higher stability or plasticity. Besides these two restrictions – that we impose mostly for interpretability – the measures are agnostic to the underlying performance metric.

$$Stability = 1 - (S_{1,1} - S_{2,1}) \quad (1)$$

$$Plasticity = S_{2,2} - S_{1,2} \quad (2)$$

4 EXPERIMENTS AND PRELIMINARY RESULTS

To illustrate the potential of the framework proposed in Section 3, we run an experiment to measure the difference in stability and plasticity profiles of three algorithms implemented in RecBole [16]:

- User-based KNN (UKNN);
- Bayesian Personalized Ranking with Matrix Factorization (BPRMF) [10];
- Neural Matrix Factorization (NeuMF) [5].

The three algorithms are baseline representatives of three algorithmic paradigms: classic neighborhood-based methods, matrix factorization, and neural approaches. The idea is to have a glimpse on how algorithms following these different paradigms differ in terms of stability and plasticity.

For each algorithm, we apply our framework to accuracy, using HitRatio@20 as the underlying metric.

4.1 Dataset

In our experiment, we use a subset of the Goodreads reviews dataset¹, that consists of user reviews of books made by users between 1 July 2012 and 1 January 2015. We extract only positive interactions, by collecting only user-item pairs of reviews with a rating of 5 stars (in a 1 to 5 star scale), along with the timestamp of the review, from a sample of 2,000 randomly selected users.

We reserve a subset D_0 with all interactions between 1 July 2012 and 31 December 2012 for the pre-training of models, to mitigate eventual cold-start effects. Then we split the remaining data in two subsets, corresponding to D_1 and D_2 in our methodology (see Section 3). We divided data in approximately equal time periods of 1 year, with D_1 corresponding to year of 2013 and D_2 to 2014².

In addition, we removed users with less than 2 interactions in any of the subsets. After this, the dataset contained a total of 81,105 interactions between 1,488 users and 81,105 books, covering a time period between 1 July 2012 and 1 January 2015.

For splitting between training and testing, we used the leave-one-out protocol, meaning that each holdout set D_1^{Test} and D_2^{Test} consists of one ground truth interaction per user.

4.2 Results

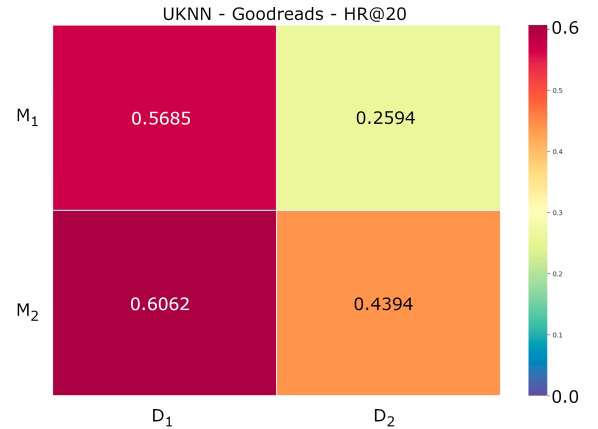


Figure 2: UserKNN model accuracy scores

Figures 2, 3 and 4 show the HitRatio@20 scores for each combination. By looking at these result heatmaps, we can already spot some important differences between algorithms. For example, it is clear that UKNN has a stronger performance drop on D_2^{Test} than the other two algorithms. Unsurprisingly, the worse performance is

¹<https://cseweb.ucsd.edu/~jmcauley/datasets/goodreads.html>

²plus interactions from the first day of 2015

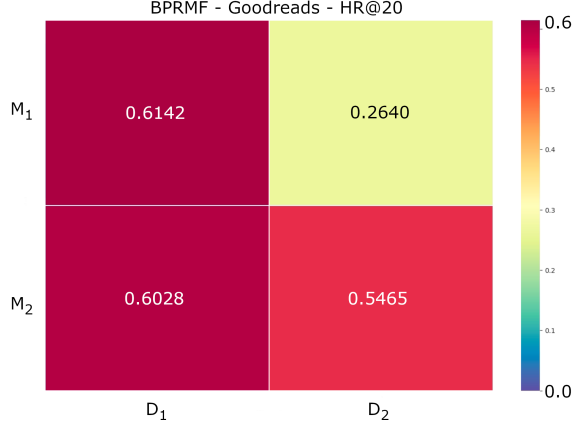


Figure 3: BPRMF model accuracy scores

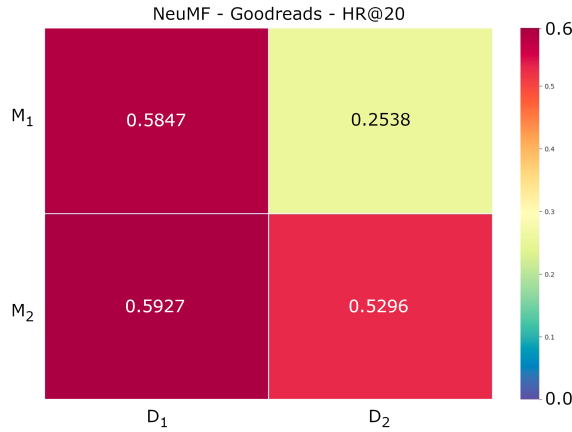


Figure 4: NeuMF model accuracy scores

Algorithm	Stability	Plasticity
UKNN	1.038	0.180
BPRMF	0.989	0.283
NeuMF	1.008	0.276

Table 1: Stability and Plasticity scores

generally by M_1 on D_2 , given the high proportion of items unseen by M_1 .

By applying our stability and plasticity metrics to scores using eq. (1) and eq. (2), we obtain the corresponding measures, in Table 1.

An interesting observation is that our assumption that interference of alien data in D_2 would generally affect the ability of M_2 to perform on D_1^{Test} . However, we see that both UKNN and NeuMF actually improve the performance of M_2 with respect to M_1 , leading to *Stability* > 1 . Regarding stability, what results suggest is that BPRMF is more unstable or, in other words, more susceptible to interference.

On the other hand, BPRMF seems to be more adaptable, since it has the highest score on *Plasticity*, which may indicate that there might be a trade-off between the two measures.

In a more pronounced way, we can observe a considerable gap in plasticity between UKNN and the two latent factor models, suggesting that a KNN approach is more rigid and struggles to adapt to changes. On the other hand, it seems to keep and even considerably improve performance on past data.

5 CONCLUSIONS, LIMITATIONS AND FUTURE WORK

We present a framework to systematically measure the stability and plasticity of recommendation models. The framework is agnostic to the learning algorithms, dataset and evaluation metric of interest, and includes interpretable measures of both concepts. To illustrate the potential of the framework, we have applied it to the three distinct algorithms – UKNN, BPRMF and NeuMF – and used it to measure the stability and plasticity of the three algorithms on the Goodreads dataset, using an accuracy metric. Preliminary results have allowed us to observe distinct stability-plasticity profiles. For example, it has allowed us to observe that UKNN has higher stability, but lower plasticity than latent factor models. We are currently reviewing some of the assumptions behind our methodology, in particular the artificial shift introduced in the data which might be leading to a smaller impact than expected. In addition, we are working on further experiments with a larger set of datasets and algorithms, as well as metrics beyond accuracy, in particular coverage, diversity and fairness. Finally, we intend to publish a software package for easy experimentation and reproducibility.

REFERENCES

- [1] Marie Al-Ghossein, Talel Abdesslem, and Anthony Barré. 2022. A Survey on Stream-Based Recommender Systems. *ACM Comput. Surv.* 54, 5 (2022), 104:1–104:36. <https://doi.org/10.1145/3453443>
- [2] Robert M French. 1999. Catastrophic forgetting in connectionist networks. *Trends in cognitive sciences* 3, 4 (1999), 128–135.
- [3] João Gama. 2012. A survey on learning from data streams: current and future trends. *Prog. Artif. Intell.* 1, 1 (2012), 45–55. <https://doi.org/10.1007/S13748-011-0002-6>
- [4] Ihsan Günes, Cihan Kaleli, Alper Bilge, and Huseyin Polat. 2014. Shilling attacks against recommender systems: a comprehensive survey. *Artif. Intell. Rev.* 42, 4 (2014), 767–799. <https://doi.org/10.1007/S10462-012-9364-9>
- [5] Xiangnan He, Lizi Liao, Hanwang Zhang, Liqiang Nie, Xia Hu, and Tat-Seng Chua. 2017. Neural Collaborative Filtering. In *Proceedings of the 26th International Conference on World Wide Web, WWW 2017, Perth, Australia, April 3-7, 2017*, Rick Barrett, Rick Cummings, Eugene Agichtein, and Evgeniy Gabrilovich (Eds.). ACM, 173–182. <https://doi.org/10.1145/3038912.3052569>
- [6] Ronald Kemker, Marc McClure, Angelina Abitino, Tyler L. Hayes, and Christopher Kanan. 2018. Measuring Catastrophic Forgetting in Neural Networks. In *Proceedings of the Thirty-Second AAAI Conference on Artificial Intelligence (AAAI-18), the 30th innovative Applications of Artificial Intelligence (IAAI-18), and the 8th AAAI Symposium on Educational Advances in Artificial Intelligence (EAAI-18)*, New Orleans, Louisiana, USA, February 2-7, 2018, Sheila A. McIlraith and Kilian Q. Weinberger (Eds.). AAAI Press, 3390–3398. <https://doi.org/10.1609/AAAI.V32I1.11651>
- [7] David Lopez-Paz and Marc Aurelio Ranzato. 2017. Gradient Episodic Memory for Continual Learning. In *Advances in Neural Information Processing Systems 30: Annual Conference on Neural Information Processing Systems 2017, December 4-9, 2017, Long Beach, CA, USA*, Isabelle Guyon, Ulrike von Luxburg, Samy Bengio, Hanna M. Wallach, Rob Fergus, S. V. N. Vishwanathan, and Roman Garnett (Eds.). 6467–6476. <https://proceedings.neurips.cc/paper/2017/hash/f87522788a2be2d171666752f97ddeb-Abstract.html>
- [8] Pawel Matuszyk, João Vinagre, Myra Spiliopoulou, Alípio Mário Jorge, and João Gama. 2018. Forgetting techniques for stream-based matrix factorization in recommender systems. *Knowl. Inf. Syst.* 55, 2 (2018), 275–304. <https://doi.org/10.1007/S10115-017-1091-8>

- [9] Martial Mermillod, Aurélia Bugaïska, and Patrick Bonin. 2013. The stability-plasticity dilemma: Investigating the continuum from catastrophic forgetting to age-limited learning effects. *Frontiers in psychology* 4 (2013), 54654.
- [10] Steffen Rendle, Christoph Freudenthaler, Zeno Gantner, and Lars Schmidt-Thieme. 2009. BPR: Bayesian Personalized Ranking from Implicit Feedback. In *UAI 2009, Proceedings of the Twenty-Fifth Conference on Uncertainty in Artificial Intelligence, Montreal, QC, Canada, June 18-21, 2009*, Jeff A. Bilmes and Andrew Y. Ng (Eds.). AUAI Press, 452–461. https://www.auai.org/uai2009/papers/UAI2009_0139_48141db02b9f0b02bc7158819ebfa2c7.pdf
- [11] Gido M. van de Ven and Andreas S. Tolias. 2019. Three scenarios for continual learning. *CoRR* abs/1904.07734 (2019). arXiv:1904.07734 <http://arxiv.org/abs/1904.07734>
- [12] João Vinagre and Alípio Mário Jorge. 2012. Forgetting mechanisms for scalable collaborative filtering. *J. Braz. Comput. Soc.* 18, 4 (2012), 271–282. <https://doi.org/10.1007/S13173-012-0077-3>
- [13] Liyuan Wang, Xingxing Zhang, Hang Su, and Jun Zhu. 2024. A Comprehensive Survey of Continual Learning: Theory, Method and Application. *IEEE Trans. Pattern Anal. Mach. Intell.* 46, 8 (2024), 5362–5383. <https://doi.org/10.1109/TPAMI.2024.3367329>
- [14] Fajie Yuan, Guoxiao Zhang, Alexandros Karatzoglou, Joemon M. Jose, Beibei Kong, and Yudong Li. 2021. One Person, One Model, One World: Learning Continual User Representation without Forgetting. In *SIGIR '21: The 44th International ACM SIGIR Conference on Research and Development in Information Retrieval, Virtual Event, Canada, July 11-15, 2021*, Fernando Diaz, Chirag Shah, Torsten Suel, Pablo Castells, Rosie Jones, and Tetsuya Sakai (Eds.). ACM, 696–705. <https://doi.org/10.1145/3404835.3462884>
- [15] Friedemann Zenke, Ben Poole, and Surya Ganguli. 2017. Continual Learning Through Synaptic Intelligence. In *Proceedings of the 34th International Conference on Machine Learning, ICML 2017, Sydney, NSW, Australia, 6-11 August 2017 (Proceedings of Machine Learning Research, Vol. 70)*, Doina Precup and Yee Whye Teh (Eds.). PMLR, 3987–3995. <http://proceedings.mlr.press/v70/zenke17a.html>
- [16] Wayne Xin Zhao, Shanlei Mu, Yupeng Hou, Zihan Lin, Yushuo Chen, Xingyu Pan, Kaiyuan Li, Yujie Lu, Hui Wang, Changxin Tian, Yingqian Min, Zhichao Feng, Xinyan Fan, Xu Chen, Pengfei Wang, Wendi Ji, Yaliang Li, Xiaoling Wang, and Ji-Rong Wen. 2021. RecBole: Towards a Unified, Comprehensive and Efficient Framework for Recommendation Algorithms. In *CIKM '21: The 30th ACM International Conference on Information and Knowledge Management, Virtual Event, Queensland, Australia, November 1 - 5, 2021*, Gianluca Demartini, Guido Zuccon, J. Shane Culpepper, Zi Huang, and Hanghang Tong (Eds.). ACM, 4653–4664. <https://doi.org/10.1145/3459637.3482016>