

# Guess or Recall? Training CNNs to Classify and Localize Memorization in LLMs

J  r  mie Dentan<sup>1</sup>, Davide Buscaldi<sup>1, 2</sup>, Sonia Vanier<sup>1</sup>

<sup>1</sup>LIX (  cole Polytechnique, IP Paris, CNRS)

<sup>2</sup>LIPN (Sorbonne Paris Nord)

jeremie.dentan@polytechnique.edu, davide.buscaldi@polytechnique.edu, sonia.vanier@polytechnique.edu

## Abstract

Verbatim memorization in Large Language Models (LLMs) is a multifaceted phenomenon involving distinct underlying mechanisms. We introduce a novel method to analyze the different forms of memorization described by the existing taxonomy. Specifically, we train Convolutional Neural Networks (CNNs) on the attention weights of the LLM and evaluate the alignment between this taxonomy and the attention weights involved in decoding.

We find that the existing taxonomy performs poorly and fails to reflect distinct mechanisms within the attention blocks. We propose a new taxonomy that maximizes alignment with the attention weights, consisting of three categories: memorized samples that are *guessed* using language modeling abilities, memorized samples that are *recalled* due to high duplication in the training set, and *non-memorized* samples. Our results reveal that few-shot verbatim memorization does not correspond to a distinct attention mechanism. We also show that a significant proportion of extractable samples are in fact guessed by the model and should therefore be studied separately. Finally, we develop a custom visual interpretability technique to localize the regions of the attention weights involved in each form of memorization.

**Code** — <https://github.com/orailix/cnn-4-llm-memo>

## Introduction

Large Language Models (LLMs) are known to memorize a significant portion of their training data, raising legal and ethical challenges (Zhang et al. 2017; Mireshghallah et al. 2022; Carlini et al. 2023b). Recently, Prashanth et al. (2024) view memorization as a multifaceted phenomenon and propose a taxonomy of memorized samples. They focus on training set samples that are *32-extractable*: when prompted with the first 32 tokens of a sequence (the *prefix*), the model outputs exactly the next 32 tokens (the *suffix*). Samples are categorized into four classes: *Non-memorized*, *Recite*, *Reconstruct*, and *Recollect* (defined in Figure 1). This taxonomy aims to capture the different mechanisms underlying each type of memorization and is motivated by high-level features such as perplexity and token frequency. The authors show that each category exhibits distinct and consistent high-level characteristics across memorized samples.

In this paper, we take a step further by investigating whether these different forms of memorization can be ob-

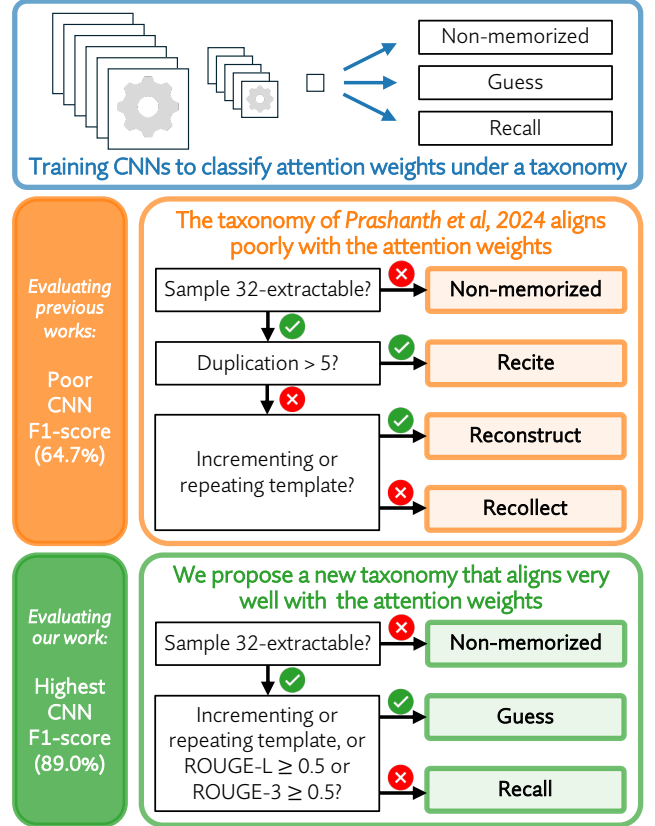


Figure 1: To evaluate a taxonomy of memorized samples, we train CNNs to classify attention weights under this taxonomy. The existing taxonomy yields poor performance. Our new, simpler taxonomy aligns much closely with the attention mechanism involved in data regurgitation.

served at the level of the model’s attention weights. Since the samples are 32-extractable, there must be causal links between the prefix and the suffix that enable the exact decoding of the latter. We therefore analyze the attention weights to uncover such links. Building on the taxonomy of Prashanth et al. (2024), we ask whether the nature of these causal links differs across the categories. To identify distinctive patterns in attention weights across heads and layers, we

trained CNNs to classify them according to the taxonomy of Prashanth et al. (2024) (see Figure 1; further details are discussed in later sections). The CNNs revealed that the classes proposed by Prashanth et al. (2024) do not align well with the attention weights, as evidenced by frequent misclassifications. For example, Figure 3 shows a sample that should clearly belong to the *Reconstruct* class but is labeled *Recollect*. Similarly, we observed many *Recite* samples whose attention weights closely resemble those of *Reconstruct*, as reflected in the CNNs’ frequent misclassifications.

These misclassifications are problematic, as they suggest that this taxonomy does not reflect the underlying causal mechanisms between the prefix and the suffix in memorized samples. For example, we observed that *Recollect* does not represent a truly distinct form of memorization; rather, these samples should be reassigned to either *Recite* or *Reconstruct*, depending on which group their attention weights most closely resemble (see Figure 2). This distinction is crucial, as it prompts a reevaluation of what models are capable of memorizing: few-shot memorization of samples observed only a few times may be illusory. This aligns with the findings of Huang, Yang, and Potts (2024) and calls for a reconsideration of current approaches to mitigate memorization.

To address the limitations of the taxonomy proposed by Prashanth et al. (2024), we introduce a new, simpler, data-driven taxonomy of memorized samples. We developed a protocol to systematically explore multiple candidate taxonomies and evaluate their alignment with attention weights by measuring the performance of CNNs trained to classify attention weights under each taxonomy. Based on this protocol, we propose a new taxonomy that ranks highest in our benchmark and accurately captures distinct mechanisms in the attention weights. It comprises three classes defined in Figure 1. *Non-Memorized* class is similar to that of Prashanth et al. (2024). *Guess* captures samples where most suffix tokens can be inferred from the prefix. It includes ROUGE-based rules to improve *Reconstruct* class in Prashanth et al. (2024). All remaining samples are assigned to *Recall*, as we did not observe distinct subgroups that would justify further splitting. See examples in Figure 3.

Using a well-designed taxonomy such as ours is crucial for accurately studying memorization. For instance, Stoehr et al. (2024) identified an attention head in the lower layers that is highly correlated with memorization. Our results suggest that these lower layers primarily contribute to memorizing *Guess* samples. While their finding is valid, it is unlikely to generalize to all forms of memorization. To demonstrate the benefits of studying *Guess* and *Recall* as distinct forms of memorization, we developed a custom technique to identify the regions of the attention weights that play a significant role for each case. Our results show that *Guess* samples exhibit high activations in the lower layers of the model, consistent with the observations of Stoehr et al. (2024). We also show that *Recall* relies on short-range interactions between neighboring tokens in the upper layers, corroborating the findings of Huang, Yang, and Potts (2024) and Menta, Agrawal, and Agarwal (2025). These fine-grained localization results are made possible by our taxonomy, which disentangles truly distinct memorization mechanisms.

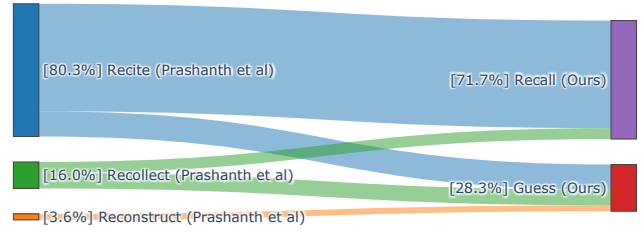


Figure 2: Comparison of samples’ labels between Prashanth et al. (2024)’s taxonomy and ours. *Guess* class is broader than *Reconstruct*, including all samples where the suffix largely predictable from the prefix, which exhibit similar attention weights. We omit non-memorized samples here.

## Our contributions can be summarized as follows

- We propose a new method to analyze the role of attention blocks in memorization, by training CNNs on attention weights.
- We benchmark the alignment of various taxonomies with attention weights, including Prashanth et al. (2024)’s.
- We introduce a new data-driven taxonomy that addresses the limitations of previous ones and maximizes alignment with attention weights: *Guess*, *Recall*, *Non-memorized*.
- We develop a method to interpret the CNNs and localize the regions of the LLM involved in memorization. Our conclusions bridge the gap between the results of Stoehr et al. (2024), Huang, Yang, and Potts (2024), and Menta, Agrawal, and Agarwal (2025).

## Background and related works

### Verbatim memorization in LLMs

Training data memorization is a broad phenomenon that affects many types of models (Fredrikson et al. 2014; Mahloui-jifar et al. 2021; Carlini et al. 2021, 2023a; Dentan, Paran, and Shabou 2024). In this work, we focus on *verbatim memorization* in LLMs: a sample is considered memorized if it is *extractable* from a prompt using greedy decoding (Carlini et al. 2021, 2023b; Yu et al. 2023; Nasr et al. 2023; Zhang et al. 2025; Chen, Han, and Miyao 2024). This setting differs from membership inference (Shokri et al. 2017; Carlini et al. 2022) and counterfactual memorization (Feldman and Zhang 2020; Zhang et al. 2023), which are more common with non-generative models. Although *extractability* has some limitations (Ippolito et al. 2023), it is fast to compute and widely used across different scenarios (Biderman et al. 2023a; Lee et al. 2023).

### Which Samples Are Memorized by LLMs?

Memorized samples mostly consist of samples that are difficult for the model to represent during training (Dentan et al. 2024; Feldman and Zhang 2020; Zhang et al. 2023). The extreme case consists of random sequences of tokens, which cannot be represented using language modeling abilities and are therefore very likely to be memorized (Meeus et al.

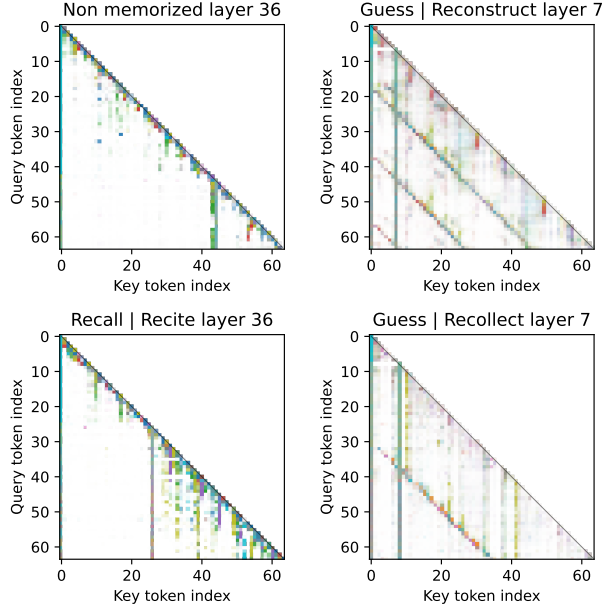


Figure 3: Sample attention weights and their corresponding 64-token text snippets. Labels like `[Guess | Reconstruct]` indicate the sample’s class in our taxonomy (left) and in that of Prashanth et al. (2024) (right). The intensity of each color in the matrices represents the attention of a different head. The second and fourth samples exhibit similar patterns in lower-layer attention and are both classified as *Guess* in our taxonomy, though assigned to different classes by Prashanth et al. (2024).

2024). However, most memorized samples are non-random natural language sentences, and Carlini et al. (2023b) have shown that LLMs memorize up to 1% of their training data. Prashanth et al. (2024) proposed a taxonomy of memorized samples, presented in Figure 1. Despite its limitations discussed in this paper, their framework captures the diversity of memorization forms and their underlying mechanisms.

### Localizing memorization in LLMs

Verbatim memorization is deeply entangled with the general language abilities of LLMs (Huang, Yang, and Potts 2024). This entanglement explains why memorization and generalization can reinforce each other (Feldman 2020), and why techniques for localizing memorization resemble those used to localize factual knowledge in models (Meng et al. 2023). Stoehr et al. (2024) observed that memorized samples exhibit larger gradients in the lower layers and identified a specific attention head in these layers strongly associated with memorization. Huang, Yang, and Potts (2024) showed that certain token sequences in the prefix act as *triggers*. Their representations in the lower layers encode influential tokens in the suffix, and the model fills in the gaps using language modeling abilities. Unlike knowledge of a single fact, verbatim memorization of a full paragraph cannot be reduced to a single encoding at a specific point in the model. Instead, it is distributed across numerous triggers entangled with the model’s general-purpose capabilities. Finally, Menta, Agrawal, and Agarwal (2025) demonstrated that deactivating attention blocks in the highest layers can reduce verbatim memorization while preserving performance.

#### Non-memorized sample prefix and suffix [2 duplicates]

relationships can be divided into a whole range of modalities the intrinsic characteristics of which differ, either permitting or ruling out their coexistence in any particular collective or, in the case of the most general, in any particular individual. The first of these modalities is that of the `_collective_`, which is the most

#### [Guess | Reconstruct] sample prefix and suffix [2 duplicate]

22) -- (Y2);  
`\draw[-stealth, thick] (R23) -- (Y3);`  
`\draw[-stealth, thick] (R24) -- (Y4);`  
`\draw[-stealth, thick] (R25) -- (Y5);`

#### [Recall | Recite] sample prefix and suffix [783 duplicates]

of the shadows and into the living room and then maybe people won't mind so much when they see them up in the skies. News reports are focusing on the Germanwings pilot's possible depression, following a familiar script in the wake of mass killings. But the evidence shows violence is extremely rare among the mentally

#### [Guess | Recollect] sample prefix and suffix [5 duplicates]

ificates:go\_default\_library",  
`"//staging/src/k8s.io/client-go/informers/coordination:go_default_library",`  
`"//staging/src/k8s.io/client-go/informers/core:go`

Thus, there appears to be a gap between the role of the early layers highlighted by Huang, Yang, and Potts (2024) and Stoehr et al. (2024), and that of the final layers successfully used by Menta, Agrawal, and Agarwal (2025). Our experiments complement these works and resolve this gap by analyzing the role of attention blocks separately for each form of memorization.

### Taxonomy Benchmark: Methodology

#### Training CNNs on attention weights

We consider *samples* of 64 contiguous tokens from The Pile (Gao et al. 2020), which is the training set used for Pythia models (Biderman et al. 2023b). The choice of Pythia and The Pile was determined by the need to know the complete set of training data, information that is omitted for most available models. We consider the complete set of 32-extractable samples from Pythia, provided by Biderman et al. (2023a) and refined by Prashanth et al. (2024), which enables us to make a fair comparison with their taxonomy.

For each sample  $s$ , we examine the *attention weight* at layers  $l$  and attention head  $h$ , denoted by  $A_l^h[s] \in \mathbb{R}^{64 \times 64}$ . It is the triangular matrix containing at position  $(i, j)$  the attention between *query* token  $i$  and *key* token  $j$  for  $0 \leq j \leq i \leq 63$ . See examples in Figure 3. Some aspects are easy to interpret. The vertical bars spanning from the main diagonal to the bottom axis correspond to line breaks, which are crucial for locating a token’s position in the text and therefore receive high attention. Similarly, diagonal lines in the second and fourth sample correspond to approximate repetition of subsequences, which exhibit strong mutual attention.

The most visible patterns in the attention weights are effectively translation-invariant: translating a subsequence of tokens also translates the underlying patterns. For example, we observed that moving an idiomatic expression modifies individual attention weights, but preserves the strong attention between its tokens. Similarly, adding tokens to a repeated sequence shifts the diagonal line in the attention weights without changing its nature. CNNs therefore appear to be a good choice of architecture, well suited for translation-invariant patterns. We train them to classify attention weights into the classes of a given taxonomy. We apply a layer-wise max-pooling and average-pooling over attention heads to focus on the most salient token-to-token interactions. The CNNs have as many input channels as there are layers in the model, followed by two convolutional layers and two fully connected layers. See Supplement for details.

### Evaluation Metric: Minimum F1 Score

The CNN’s test performance reflects how well the taxonomy aligns with the attention weights. For example, the second and fourth samples in Figure 3 display similar diagonal patterns in the lower layers, leading the CNN to assign them the same class. A good taxonomy should group such samples together based on their shared patterns. Doing so reduces misclassifications and improves the CNN’s test accuracy.

For each taxonomy, we randomly sample 4,000 training and 2,000 evaluation attention weights per class. This ensures balanced datasets, allowing us to assess the distinctive patterns of each memorization type regardless of its frequency. For each taxonomy, we train 8 CNNs with different hyperparameters (detailed in the Supplement). We also use 3 model sizes (Pythia 12B, 6.9B, and 2.8B) and evaluate the CNNs at 3 different steps (epochs 1, 2, and 3). We deliberately use limited data and training time to focus on taxonomies that are sufficiently salient in the attention weights to be learned quickly by the CNNs. This results in  $2,000 \times 8 \times 3 \times 3 = 144,000$  test predictions per class and per taxonomy. We compute the precision, recall, and  $F_1$  score for each class. To favor taxonomies that account for all forms of memorization and penalize those with one low-performing class, we focus on the minimum  $F_1$  score across all classes and use it as our main evaluation metric.

### Parametrization of taxonomies

To build a comprehensive benchmark of taxonomies, we developed a parametrization that allows exploration of a wide range of possible taxonomies. We model taxonomies as decision trees. In a taxonomy well-aligned with attention weights, each node should isolate samples that rely on meaningfully distinct memorization mechanisms. Based on prior work, we defined two families of nodes likely to influence the nature of memorization. The *duplication-based* nodes, defined in the first frame of Figure 4, separate samples using a duplication threshold  $\delta$ , as duplication is known to influence memorization (Carlini et al. 2023b). The *completion-based* nodes, defined in the second frame, capture samples where most suffix tokens can be predicted from the prefix. The *Reconstruct* node matches the definition from Prashanth

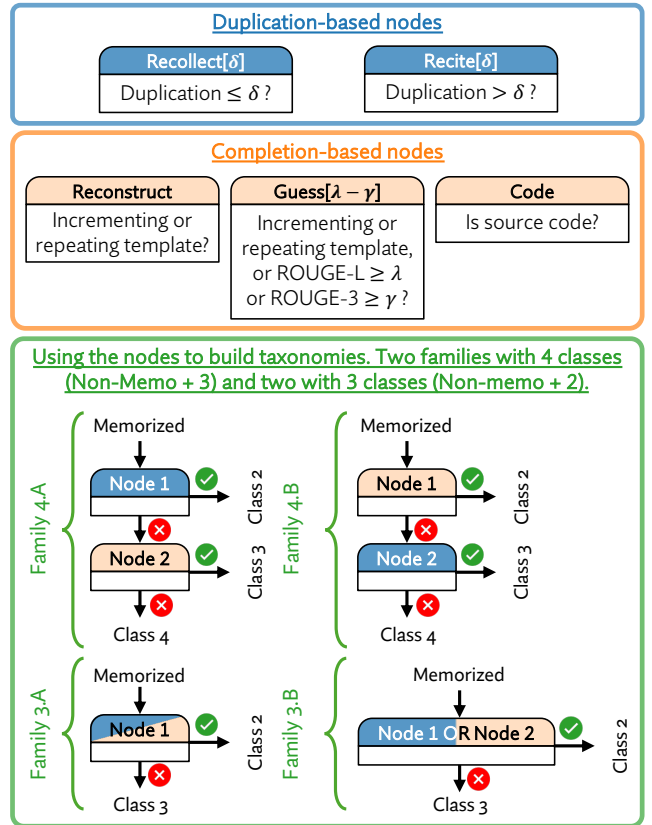


Figure 4: We parametrize taxonomies as decision trees with two types of nodes. We omit the *Non-Memorized* node at the root of each taxonomy, because memorized samples are always defined as 32-extractable sequences.

et al. (2024). *Guess* $[\lambda, \gamma]$  expands on it using ROUGE-based conditions to include more samples. Finally, we added a *Code* node, as the strict syntax of code strongly constrains the suffix. We also define rules to construct reasonable trees from these nodes and ensure that each class has a simple explanation. These rules are detailed in the Supplement and lead to the families presented in the last frame of Figure 4.

### Taxonomy Benchmark: Results

Our main empirical results are presented in Table 1 and Figure 5. We evaluate the 54 possible taxonomies with  $\delta \in \{5, 50, 1000\}$  and  $\lambda = \gamma = 0.5$ . Taxonomies are denoted by their list of nodes, with  $\delta, \lambda, \gamma$  in brackets, and *Others* to refer to the remaining samples. For example, Prashanth et al. (2024)’s taxonomy is *Non-Memo, Recite* $[5]$ , *Reconstruct*, *Others*; ours is *Non-Memo, Guess* $[0.5-0.5]$ , *Others*.

Table 1 presents the list of possible taxonomies ranked by descending performance, grouped by number of classes. For brevity, we show only the most relevant taxonomies; full results are available in the Supplement (Table 3). The taxonomy of Prashanth et al. (2024) performs poorly, with a minimum  $F_1$  of 64.7%, well below the best 4-classes taxonomy, which achieves 72.8%. In contrast, the best 3-classes taxon-



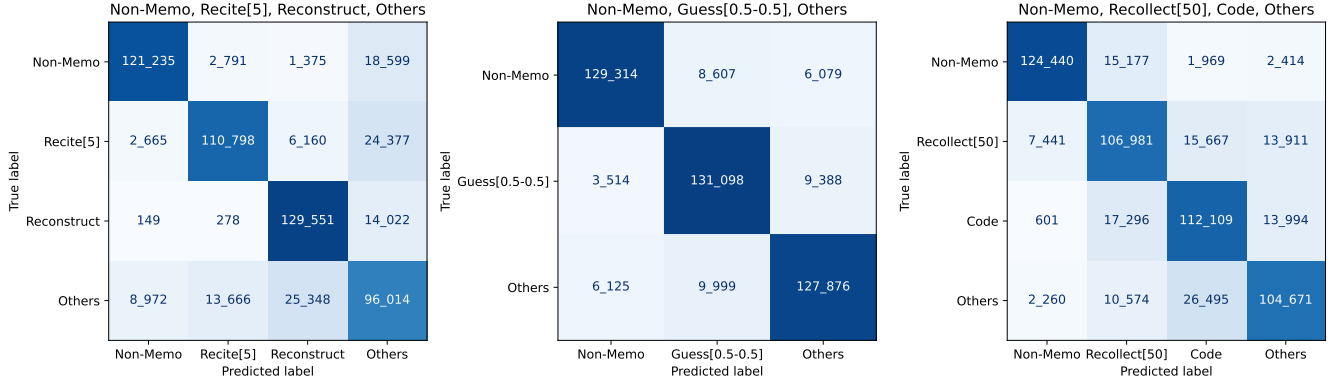


Figure 5: Confusion matrix for three taxonomies: Prashanth et al. (2024) (left), ours (middle), and the best 4-classes taxonomy (right, see Table 1). Datasets are balanced, with 144,000 attention weights in each class.

omy outperform all others by a clear margin. Its confusion matrix shows very few misclassifications, indicating that its classes are well aligned with the attention weights.

To account for the increased difficulty of 4-classes classification, we normalize the  $F_1$  score between a random predictor ( $F_1^{\text{rand}} = 25\%$  or  $33.3\%$ ) and a perfect one ( $F_1^{\text{max}} = 100\%$ ) using:  $F_1^{\text{norm}} = (F_1 - F_1^{\text{rand}}) / (F_1^{\text{max}} - F_1^{\text{rand}})$ . After normalization, the best 3-classes taxonomy reaches  $F_1^{\text{norm}} = 83.6\%$ , compared to  $63.7\%$  for the best 4-classes taxonomy. This supports the findings in Figure 5: the 4-classes taxonomy exhibits substantial misclassification, whereas the 3-classes taxonomy yields much cleaner separation. We therefore recommend the best 3-classes taxonomy, which we adopt as the data-driven taxonomy proposed in this paper: *Non-Memo, Guess[0.5-0.5], Others*.

### The illusion of Few-shot Memorization

We observe that *Others* samples in Prashanth et al. (2024)’s taxonomy are often misclassified, with a  $F_1$  score of  $64.7\%$ . These samples correspond to few-shot memorization (called *Recollect* in their work): they are supposedly memorized without being highly duplicated or without following a template. The numerous misclassification for this class demonstrate that it does not correspond to a distinct form of memorization. This aligns with the findings of Huang, Yang, and Potts (2024), which show that most samples believed to be few-shot memorized are either approximately duplicated in the dataset or follow templates not covered by the definition of *Reconstruct*. It also supports the observation that random canaries must be duplicated at least a few dozen times to be memorized (Meeus et al. 2024).

Moreover, the two highest-ranking taxonomies in Table 1 do not rely on duplication and outperform all others by a clear margin. This indicates that duplication does not trigger a distinct memorization mechanism, and there is no meaningful difference between the attention weights of a random canary and those of a software license duplicated 50 or 1000 times. While it is well established that duplication facilitates memorization (Carlini et al. 2023b), our experiments demonstrate that duplication is a necessary condition

Taxonomy name	Classes	Min $F_1$
Non-Memo, Recollect[50], Code, Others	4	72.8
10 lines with $64.7\% < F_1 < 72.8\%$ omitted	4	—
◆ Non-Memo, Recite[5], Reconstruct, Others	4	64.7
15 lines with $F_1 < 64.7\%$ omitted	4	—
★ Non-Memo, Guess[0.5-0.5], Others	3	89.0
Non-Memo, Reconstruct, Others	3	87.7
25 lines with $F_1 \leq 83.8\%$ omitted	3	—

Table 1: Taxonomy benchmark: Minimum  $F_1$  across all categories for selected taxonomies. ◆ denotes Prashanth et al. (2024)’s taxonomy. We adopt as our taxonomy the highest-ranking one, denoted by ★. See full table in the Supplement.

for verbatim memorization, but a high duplication rate does not qualitatively alter the nature of memorization.

### Impact of ROUGE parameters

We use  $\lambda = \gamma = 0.5$  to define the *Guess* class in our benchmark. This choice is intuitive, as it implies that half of the suffix tokens are constrained by the prefix. Since the highest-ranking taxonomy includes a *Guess* node, we investigated whether its performance could be further improved by optimizing  $\lambda$  and  $\gamma$ . To that end, we evaluated the taxonomy *Non-Memo, Guess[ $\lambda$ - $\gamma$ ], Others* for  $\lambda = \gamma \in \{0.1, 0.2, \dots, 0.9\}$ . We also tested  $\lambda = 1$  with  $\gamma \in \{0.1, 0.2, \dots, 0.9\}$  (disabling the ROUGE-L condition), and vice versa. We found that optimizing  $\lambda$  and  $\gamma$  yields negligible improvements, increasing the minimum  $F_1$  score by only  $0.2\%$  (see Table 4 in the Supplement). We therefore recommend using the most intuitive setting:  $\lambda = \gamma = 0.5$ .

### Impact of model size

Our results are averaged over three model sizes: Pythia 12B, 6.9B, and 2.8B. We also evaluated the taxonomies on each size separately. We found that our highest-ranking taxonomy also ranks highest for each size, confirming that its classes accurately capture distinct attention mechanisms that persist across model scales. See Tables 5-7 in the Supplement.

## Localizing memorization

The optimal taxonomy derived from our benchmark is *Non-Memo*, *Guess*[0.5-0.5], *Others*. However, "Others" is not an intuitive label for samples that are memorized without being guessed. For simplicity, we now refer to these classes as *Non-Memo*, *Guess*, *Recall*, as in the Introduction. To demonstrate the benefits of studying *Guess* and *Recall* as distinct forms of memorization, we develop a custom interpretability technique to analyze the CNNs trained under this taxonomy and examine the regions of the attention weights that play a significant role in each form of memorization.

## Methodology

The CNNs have one input channel per LLM layer, leading to more numerous and more heterogeneous channels than typical computer vision settings (up to 36 channels capturing diverse patterns). As a result, standard explainability methods for CNNs, such as GradCAM (Selvaraju et al. 2017) lose their explainability capabilities under these conditions.

We therefore developed a custom interpretability technique. Consider a taxonomy with classes  $\mathcal{U}_1, \mathcal{U}_2, \dots, \mathcal{U}_N$  and a CNN  $f$  trained on this taxonomy. We aim to compute matrices  $\Delta_l[t_0] \in \mathbb{R}^{64 \times 64}$  for each class  $t_0$  and layer  $l$ , representing the regions of the attention weights that contribute specifically to classifying samples in  $\mathcal{U}_{t_0}$ .

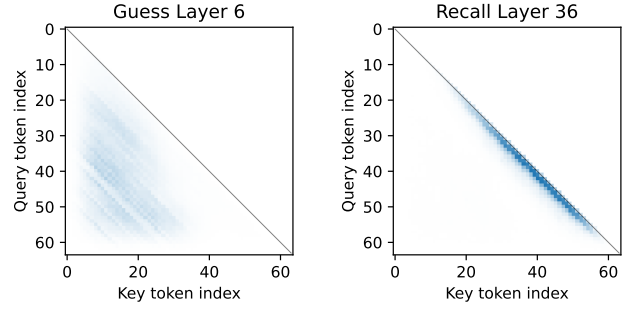
**Step 1: Guided Backpropagation.** Let  $s \in \mathcal{U}_{t_0}$  be a sample with ground truth label  $\mathcal{U}_{t_0}$ . Let  $A_l^h[s]$  denote the attention weight at head  $h$  and layer  $l$ . For each possible class  $\mathcal{U}_{t_1}$ , we apply Guided Backpropagation to sample  $s$  with respect to that class (Springenberg et al. 2015). It is similar to computing the gradient of the logit for  $\mathcal{U}_{t_1}$  with respect to  $s$  using a backward pass, except that negative gradients are clipped to zero at each layer. This gives us  $B_l^h[s \rightarrow t_1] \in \mathbb{R}^{64 \times 64}$ , which identifies the coordinates of the input that *could* contribute positively to class  $\mathcal{U}_{t_1}$ . Note that  $B_l^h[s \rightarrow t_1]$  can have positive values at positions where  $A_l^h[s]$  is zero.

**Step 2: Discriminative classification** We then compute  $C_l^h[s] \in \mathbb{R}^{64 \times 64}$ , which captures the positions of attention weights that can contribute positively to the correct class of  $s$  but not to the others. The goal is to identify *discriminative* regions in the attention weights. For instance, the diagonal of  $A_l^h[s]$  is always highly activated, since each token attends to itself; however, because this is not a discriminative feature, we aim to disregard it.

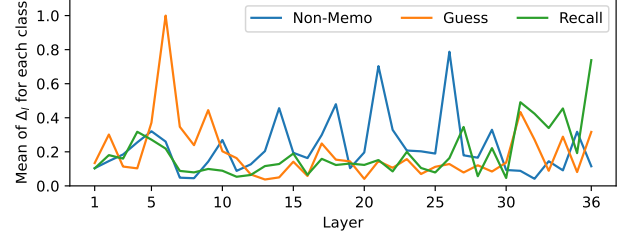
$$C_l^h[s] = B_l^h[s \rightarrow t_0] - \frac{1}{N-1} \sum_{t_1 \neq t_0} B_l^h[s \rightarrow t_1]$$

**Step 3: Clipping and normalization** Then, we compute  $D_l^h[s] \in \mathbb{R}^{64 \times 64}$  by clipping negatives values in  $C_l^h[s]$  to focus only on positive influence, and normalize by the maximal value across all heads  $h$ , layers  $l$ , and positions  $i, j \in \llbracket 0, 63 \rrbracket$ . Note that the second max is element-wise.

$$D_l^h[s] = \frac{1}{\max_{l,h,i,j} [C_l^h[s]]_{i,j}} \times \max(C_l^h[s], 0)$$



(a)  $\Delta_l[t_0]$  matrices at selected layers



(b) Mean value of  $\Delta_l[t_0]$  across layers

Figure 6: We compute  $\Delta_l[t_0]$  for every class  $t_0$  and layer  $l$  using the CNNs trained on Pythia 12B attention weight under our optimal taxonomy: *Non-Memorized*, *Guess*, *Recall*. Figure 6a shows  $\Delta_l[t_0]$  for selected layers and classes (see all layers in the Supplement). Figure 6b presents the decisiveness of each layer for classification under this taxonomy.

**Step 4: Activations and Averaging** Finally, we multiply by the activations  $A_l^h[s]$  to identify the positions that *actively* influence class  $\mathcal{U}_{t_0}$  for input  $s$ . We apply layer-wise max-pooling over heads to focus on the most salient activations. Then, we average over all samples in  $\mathcal{U}_{t_0}$  and all CNNs trained under this taxonomy. This yields  $\Delta_l[t_0] \in \mathbb{R}^{64 \times 64}$ , indicating the regions of the attention weights that *consistently* influence that class. For simplicity, we omit the average over the CNNs in the notation.

$$\Delta_l[t_0] = \frac{1}{|\mathcal{U}_{t_0}|} \sum_{s \in \mathcal{U}_{t_0}} \max_h [D_l^h[s] \times A_l^h[s]]$$

## Empirical Results

**Syntactic, low-layer connections for *Guess*** Our main results are presented in Figure 6. We observe that the lower layers of the LLM contribute significantly to memorizing *Guess* samples. The mean value of  $\Delta_l[\text{Guess}]$  is high in these layers, peaking at layer 6. At that layer,  $\Delta_6[\text{Guess}]$  displays typical diagonal patterns in the first half of the matrix (key token index  $\leq 31$ ). Layers 7–9 show similar behavior (see Figure 17 in the Supplement). As in the example from Figure 3, these diagonal segments reflect direct causal links between the prefix and the suffix, such as repetitions.

In light of recent studies highlighting the role of higher layers, such as Menta, Agrawal, and Agarwal (2025) and Dentan et al. (2024), the significant contribution of lower

layers to memorization was unexpected. We interpret this by noting that the *Guess* class primarily captures low-level syntactic dependencies that do not require complex token interactions and can emerge in the earliest layers of the LLM. Similarly, Stoeck et al. (2024) observed that some lower attention heads contribute substantially to memorization. Upon analyzing their dataset, we found that 54% of the samples are code snippets. As for the *Guess* class, we interpret their findings as evidence of low-level dependencies between the prefix and the suffix due to syntactic regularity of code snippets. Conversely, as we will show, other forms of memorization rely more heavily on higher layers.

**Short-range, high-layer connections for *Recall*** The mean value of  $\Delta_l[\text{Recall}]$  is particularly high in the higher layers of the model, peaking at the final layer. At that layer,  $\Delta_{36}[\text{Recall}]$  exhibits strong activation just *below* the main diagonal. Layers 31–35 show similar behavior (see Figure 13 in the Supplement). The fact that *Recall* relies on attention weights just *below* the diagonal suggests that the model uses the few preceding tokens to complete each token. This corroborates the findings of Huang, Yang, and Potts (2024), who show that only a few tokens from a memorized sample are encoded by *triggers* in the prefix (see their Figure 4). They explain that the remaining tokens are inferred using language modeling capabilities. Our results suggest that these capabilities are localized in the activations below the diagonal in  $\Delta_l[\text{Recall}]$  for  $l \geq 31$ . This indicates that the model relies on short-range connections in the final layers, which are highly correlated with the output, to fill in the gaps between the tokens encoded by the *triggers*.

Importantly, our results suggest that *Non-Memo* relies on different layers than *Recall*. We observe that the mean value of  $\Delta_l[\text{Non-Memo}]$  is significantly higher in the intermediate layers of the LLM. This indicates that these attention blocks play a major role in the model’s general-purpose capabilities but contribute little to memorizing *Recall* samples. This observation helps explain why Menta, Agrawal, and Agarwal (2025) were able to reduce memorization while preserving overall performance by deactivating the final attention blocks of the model. As we have shown, these upper layers, which are highly correlated with the output, are crucial to fill in the gaps between memorized tokens for *Recall*, but they appear to be less essential for the general-purpose abilities involved in decoding *Non-Memo* samples.

## Limitations and future work

**Datasets and models** A primary limitation of our work is that all experiments were conducted on models from the same family: Pythia 12B, 6.9B, and 2.8B (Biderman et al. 2023b), using their training dataset, the Pile (Gao et al. 2020). This choice was driven by the necessity of having access to the full training data of the analyzed models, which is unavailable for most open-source models. As a result, memorization research typically focuses on either GPT-NeoX (Black et al. 2021) or Pythia. We selected Pythia because it is used in the existing taxonomy we compare against (Prashanth et al. 2024), but evaluating our approach on other models remains a promising direction for future work.

**A focus on attention blocks** Our approach focuses exclusively on the model’s attention weights, disregarding the role of feed-forward blocks. This choice is motivated by two factors. First, the role of feed-forward layers has already been investigated in prior work, notably (Huang, Yang, and Potts 2024). Second, we chose to concentrate on attention blocks to analyze the causal links between the prefix and the suffix that are essential for verbatim memorization. Nonetheless, future work could explore an evaluation of taxonomies that incorporates both attention and feed-forward blocks.

**An indirect localization** Finally, the explainability method we developed allows us to localize memorization indirectly by analyzing CNNs trained on attention weights. However, it would be valuable to correlate our findings with direct observations, such as ablations or perturbations of the attention weights. Similar ablations have been performed by Menta, Agrawal, and Agarwal (2025), and applying them separately to each form of memorization would be an interesting direction for future work.

## Ethical Considerations

While our work advances the understanding of memorization in LLMs, it will benefit privacy researchers more than attackers. First, our experiments are conducted on public datasets, which are of no interest to an attacker. Moreover, we focus solely on analyzing memorization without introducing new attack methods. On the contrary, our findings can help develop more effective mitigation strategies.

To ensure reproducibility and to support further research on LLM memorization, we release all scripts needed to reproduce our experiments. See details in the Supplement.

**Code** — <https://github.com/orailix/cnn-4-llm-memo>

## Conclusion

We show that existing taxonomies proposed in the literature for memorization in Large Language Models do not align with the attention mechanisms underlying verbatim memorization. To address this gap, we introduce a systematic approach for exploring and evaluating a broad set of candidate taxonomies. Based on this approach, we propose a new data-driven taxonomy that significantly outperforms all others: *Non-Memorized*, *Guess*, *Recall*. We then developed a custom method to localize the regions of the attention weights that are critical for each of these forms of memorization.

Our results corroborate and extend several recent findings in the memorization literature. We confirm the illusion of verbatim memorization by showing that duplication does not induce a distinct form of memorization. We demonstrate that a significant proportion of samples are *guessed* by the model using syntactic dependencies and highlight the importance of lower layers for that mechanism. Finally, we show that the language modeling abilities involved in memorization differ from the model’s general-purpose abilities. They reside in short-range connections in the latest layers of the model and control the exact decoding of memorized tokens. These findings underscore the importance of studying each form of memorization separately in future research.

## Acknowledgements

This work received financial support from Crédit Agricole SA through the research chair "Trustworthy and responsible AI" with École Polytechnique. This work was granted access to the HPC resources of IDRIS under the allocation 2023-AD011014843 made by GENCI. Finally, we thank Mohamed Dhoub and Mathis Le Bail discussions on early versions of this paper.

## References

- Biderman, S.; Prashanth, U. S.; Sutawika, L.; Schoelkopf, H.; Anthony, Q.; Purohit, S.; and Raff, E. 2023a. Emergent and Predictable Memorization in Large Language Models. In Oh, A.; Neumann, T.; Globerson, A.; Saenko, K.; Hardt, M.; and Levine, S., eds., *NeurIPS*, volume 36, 28072–28090.
- Biderman, S.; Schoelkopf, H.; Anthony, Q.; Bradley, H.; O’Brien, K.; Hallahan, E.; Khan, M. A.; Purohit, S.; Prashanth, U. S.; Raff, E.; Skowron, A.; Sutawika, L.; and van der Wal, O. 2023b. Pythia: A Suite for Analyzing Large Language Models Across Training and Scaling.
- Black, S.; Leo, G.; Wang, P.; Leahy, C.; and Biderman, S. 2021. GPT-Neo: Large Scale Autoregressive Language Modeling with Mesh-Tensorflow.
- Carlini, N.; Chien, S.; Nasr, M.; Song, S.; Terzis, A.; and Tramèr, F. 2022. Membership Inference Attacks From First Principles. In *IEEE S&P*, 1897–1914. San Francisco, CA, USA: IEEE.
- Carlini, N.; Hayes, J.; Nasr, M.; Jagielski, M.; Sehwag, V.; Tramèr, F.; Balle, B.; Ippolito, D.; and Wallace, E. 2023a. Extracting Training Data from Diffusion Models. In *USENIX Security*. Anaheim, USA: USENIX Association.
- Carlini, N.; Ippolito, D.; Jagielski, M.; Lee, K.; Tramèr, F.; and Zhang, C. 2023b. Quantifying Memorization Across Neural Language Models. In *ICLR*.
- Carlini, N.; Tramèr, F.; Wallace, E.; Jagielski, M.; Herbert-Voss, A.; Lee, K.; Roberts, A.; Brown, T. B.; Song, D.; Erlingsson, U.; Oprea, A.; and Raffel, C. 2021. Extracting Training Data from Large Language Models. In *USENIX Security*. Online: USENIX Association.
- Chen, B.; Han, N.; and Miyao, Y. 2024. A Multi-Perspective Analysis of Memorization in Large Language Models. ArXiv:2405.11577 [cs].
- Dentan, J.; Buscaldi, D.; Shabou, A.; and Vanier, S. 2024. Predicting memorization within Large Language Models fine-tuned for classification.
- Dentan, J.; Paran, A.; and Shabou, A. 2024. Reconstructing training data from document understanding models. In *USENIX Security*, 6813–6830. Philadelphia, PA: USENIX Association.
- Feldman, V. 2020. Does learning require memorization? a short tale about a long tail. In *ACM SIGACT STOC*, 954–959. Chicago IL USA: ACM.
- Feldman, V.; and Zhang, C. 2020. What Neural Networks Memorize and Why: Discovering the Long Tail via Influence Estimation. In *NeurIPS*.
- Fredrikson, M.; Lantz, E.; Jha, S.; Lin, S.; Page, D.; and Ristenpart, T. 2014. Privacy in Pharmacogenetics: An End-to-End Case Study of Personalized Warfarin Dosing. In *USENIX Security*. San Diego, USA: USENIX Association.
- Gao, L.; Biderman, S.; Black, S.; Golding, L.; Hoppe, T.; Foster, C.; Phang, J.; He, H.; Thite, A.; Nabeshima, N.; Presser, S.; and Leahy, C. 2020. The Pile: An 800GB Dataset of Diverse Text for Language Modeling.
- Huang, J.; Yang, D.; and Potts, C. 2024. Demystifying Verbatim Memorization in Large Language Models. In *EMNLP*, 10711–10732. Miami, Florida, USA: Association for Computational Linguistics.
- Ippolito, D.; Tramer, F.; Nasr, M.; Zhang, C.; Jagielski, M.; Lee, K.; Choquette Choo, C.; and Carlini, N. 2023. Preventing Generation of Verbatim Memorization in Language Models Gives a False Sense of Privacy. In *Proceedings of the 16th International Natural Language Generation Conference*, 28–53. Prague, Czechia: Association for Computational Linguistics.
- Lee, J.; Le, T.; Chen, J.; and Lee, D. 2023. Do Language Models Plagiarize? In *ACM WWW*, 3637–3647. Austin, USA: Association for Computing Machinery.
- Mahloujifar, S.; Inan, H. A.; Chase, M.; Ghosh, E.; and Hasegawa, M. 2021. Membership Inference on Word Embedding and Beyond.
- Meeus, M.; Shilov, I.; Faysse, M.; and de Montjoye, Y.-A. 2024. Copyright Traps for Large Language Models. In *ICML*.
- Meng, K.; Bau, D.; Andonian, A.; and Belinkov, Y. 2023. Locating and Editing Factual Associations in GPT.
- Menta, T. R.; Agrawal, S.; and Agarwal, C. 2025. Analyzing Memorization in Large Language Models through the Lens of Model Attribution.
- Mireshghallah, F.; Uniyal, A.; Wang, T.; Evans, D.; and Berg-Kirkpatrick, T. 2022. An Empirical Analysis of Memorization in Fine-tuned Autoregressive Language Models. In *ACL-EMNLP*, 1816–1826. Abu Dhabi, United Arab Emirates: ACL.
- Nasr, M.; Carlini, N.; Hayase, J.; Jagielski, M.; Cooper, A. F.; Ippolito, D.; Choquette-Choo, C. A.; Wallace, E.; Tramèr, F.; and Lee, K. 2023. Scalable Extraction of Training Data from (Production) Language Models.
- Prashanth, U. S.; Deng, A.; O’Brien, K.; V, J. S.; Khan, M. A.; Borkar, J.; Choquette-Choo, C. A.; Fuehne, J. R.; Biderman, S.; Ke, T.; Lee, K.; and Saphra, N. 2024. Recite, Reconstruct, Recollect: Memorization in LMs as a Multifaceted Phenomenon. In *ICLR*.
- Selvaraju, R. R.; Cogswell, M.; Das, A.; Vedantam, R.; Parikh, D.; and Batra, D. 2017. Grad-CAM: Visual Explanations From Deep Networks via Gradient-Based Localization. In *IEEE ICCV*.
- Shokri, R.; Stronati, M.; Song, C.; and Shmatikov, V. 2017. Membership Inference Attacks against Machine Learning Models. In *IEEE S&P*. San Jose, USA: IEEE.
- Springenberg, J. T.; Dosovitskiy, A.; Brox, T.; and Riedmiller, M. 2015. Striving for Simplicity: The All Convolutional Net.



Stoehr, N.; Gordon, M.; Zhang, C.; and Lewis, O. 2024. Localizing Paragraph Memorization in Language Models.

Yu, W.; Pang, T.; Liu, Q.; Du, C.; Kang, B.; Huang, Y.; Lin, M.; and Yan, S. 2023. Bag of Tricks for Training Data Extraction from Language Models. In *ICML*. Hawaii, USA.

Zhang, C.; Bengio, S.; Hardt, M.; Recht, B.; and Vinyals, O. 2017. Understanding deep learning requires rethinking generalization. In *ICLR*.

Zhang, C.; Ippolito, D.; Lee, K.; Jagielski, M.; Tramèr, F.; and Carlini, N. 2023. Counterfactual Memorization in Neural Language Models. In *NeurIPS*.

Zhang, J.; Zhao, Q.; Li, L.; and Lin, C.-h. 2025. Extending Memorization Dynamics in Pythia Models from Instance-Level Insights. ArXiv:2506.12321 [cs].

## Implementation details

**CNN architecture** Our CNN architecture consists of two convolutional layers with ReLU activations, dropout, and max-pooling, followed by two fully connected layers for classification. To reduce the number of input channels, we apply layer-wise head pooling: for instance, the attention maps from Pythia 12B (with 36 layers and 40 heads per layer, totaling 1440 channels) are reduced to 36 channels by retaining only the maximal value across head for each position of the attention weight. The CNNs are trained using a cross-entropy loss.

**CNN hyperparameters** The hyperparameters used to train our CNNs are detailed in Table 2. To ensure a robust evaluation, for each taxonomy, we train 8 distinct CNNs with different hyperparameter and collect the predictions of the 8 CNNs for our benchmark. Depending on these parameters, our CNNs have between 155,415 and 325,540 trainable parameters. Precision, Recall, and  $F_1$  score are computed from a single training run for each of the 8 hyperparameter combinations.

Parameter	Type	Value(s)
Attention head pooling	Variable	{max, average}
Convolution: num features	Variable	{10, 16}
Convolution: kernel size	Variable	{6, 8}
Convolution: pooling type	Fixed	max
Convolution: pooling size	Fixed	2
Feed-forward: num features	Fixed	64
Dropout	Fixed	0.5
Activation function	Fixed	ReLU
Train: batch size	Fixed	16
Train: learning rate	Fixed	0.001
Train: weight decay	Fixed	0.1
Train: num epoch	Fixed	3

Table 2: Hyperparameters of the CNNs trained under our taxonomies. Three hyperparameters variable values with two possibilities, leading to a total of  $2^3 = 8$  distinct CNNs trained under each taxonomy.

**Computing infrastructure** Experiments were conducted on an HPC cluster node equipped with 2× AMD EPYC 7543 CPUs (32 cores, 64 threads each), 468 GB of RAM, and 8× NVIDIA A100 GPUs (80 GB each), running Red Hat Enterprise Linux 9.4. Relevant software versions: Python 3.11.0, accelerate 1.1.1, datasets 3.1.0, numpy 1.26.4, pandas 2.2.3, rouge\_score 0.1.2, torch 2.5.1, transformers 4.46.3.

**Computational time** Our experiments amount to a total of 2,190 single-GPU-hours on NVIDIA A100.

**ROUGE score** In this paper, we use the ROUGE F1 score computed with `rouge-score` library from PyPI.

**Source code link, license and intended use** We release the Python source code, as well as the Bash and Slurm scripts needed to reproduce all experiments presented in this paper. The license of this code is included in its repository, as well as the documentation of the project. This source code is intended to be used for research only.

**Code** — <https://github.com/orailix/cnn-4-llm-memo>

## Details on our taxonomy parametrization

**Rules for building decision trees** Based on the *duplication-based* and *completion-based* nodes introduced in the first two frames of Figure 4, we implement three rules that constrain the decision trees defining our taxonomies. These rules ensure that each taxonomy is easily interpretable and remains simple, as our goal is to capture salient characteristics of the attention weights while ignoring patterns that pertain only to highly specific types of memorization defined by overly complex taxonomies.

1. Each tree should contain at most one completion-based and one duplication-based node, as these two node types capture distinct mechanisms. Including the same type twice in a single tree would be redundant.
2. The "yes" branch of a node should lead to a leaf, not another decision node. This ensures that our taxonomies identify *positive* memorization features through the *presence* of patterns in the attention weights, enhancing the explainability of the CNN decisions.
3. 3-classes taxonomies should be derived from 4-classes trees by merging classes. As a result, only "OR" statements are allowed in 3-classes taxonomies, not "AND" statements. This prevents the creation of overly specific classes that might overfit to attention patterns.

**Counting possible taxonomies** The rules defined above yield the four families of taxonomies shown in the third frame of Figure 4. There are 27 four-class taxonomies and 27 three-class taxonomies. To verify this, we fix  $\delta = 5$  and count the number of possible trees.

- There are 9 taxonomies with 4 classes, all of which are  $\delta$ -dependent.

1. Family 4.A:  $2 \times 3 = 6$  trees.

2. Family 4.B:  $3 \times 1 = 3$  trees. For Node 2, the classes remain the same (up to ordering) regardless of the choice of duplication-based node.
- There are 11 taxonomies with 3 classes: three are  $\delta$ -invariant, and eight are  $\delta$ -dependent.
1. Family 3.A:  $2 + 3 = 5$  trees. The three taxonomies defined using only completion-based nodes are  $\delta$ -invariant.
  2. Family 3.B:  $2 \times 3 = 6$  trees, all of which are  $\delta$ -dependent.

We use three values for  $\delta$ : 5, 50, 1000. Consequently, there are  $3 \times 9 = 27$  four-class taxonomies and  $3 \times 8 + 3 = 27$  three-class taxonomies.

### Additional Results

In addition to the results presented in the main paper, we provide the full evaluation benchmark for all taxonomies (see Table 3), an ablation study on the impact of  $\lambda$  and  $\gamma$  (see Table 4), the evaluation benchmark grouped by model size (12B, 6.9B, and 2.8B; see Tables 5, 6, and 7), the confusion matrices of CNNs trained under 4-classes taxonomies (see Figures 7, 8, and 9) and 3-classes taxonomies (see Figures 10, 11, and 12), and visualizations of  $\Delta_l[t_0]$  for all classes of our optimal taxonomy across all layers (see Figures 13, 14, 15, 16, 17, and 18).

Taxonomy name	Classes	Min $F_1$	Mean $F_1$	Min Prec	Mean Prec	Min Rec	Mean Rec	Mean Loss
Non-Memo, Recollect[50], Code, Others	4	<b>72.8</b>	77.9	<b>71.3</b>	78.2	72.7	77.8	0.0450
Non-Memo, Recollect[5], Code, Others	4	<u>72.0</u>	78.4	<u>70.5</u>	79.1	71.2	78.3	0.0442
Non-Memo, Recollect[5], Guess, Others	4	71.5	79.8	65.7	80.6	68.4	79.7	0.0402
Non-Memo, Recite[5], Guess, Others	4	70.3	79.2	63.3	80.6	70.0	78.9	0.0435
Non-Memo, Recollect[50], Guess, Others	4	69.2	79.8	66.9	80.0	71.7	79.6	0.0402
Non-Memo, Guess, Recite[5], Others	4	69.1	79.5	63.3	80.4	<b>76.1</b>	79.1	0.0416
Non-Memo, Recollect[5], Reconstruct, Others	4	68.3	80.6	61.2	81.9	<u>75.4</u>	80.1	0.0393
Non-Memo, Recollect[50], Reconstruct, Others	4	68.3	<b>81.6</b>	63.8	<b>82.3</b>	73.4	<b>81.3</b>	<b>0.0373</b>
Non-Memo, Recite[50], Guess, Others	4	65.7	77.8	62.5	78.4	69.1	77.6	0.0437
Non-Memo, Reconstruct, Recite[5], Others	4	65.2	79.4	60.9	80.1	70.1	79.0	0.0412
Non-Memo, Recite[1k], Guess, Others	4	64.8	77.0	62.9	77.3	65.8	76.9	0.0416
◆ Non-Memo, Recite[5], Reconstruct, Others	4	64.7	79.6	62.7	80.1	66.7	79.4	0.0414
Non-Memo, Guess, Recite[50], Others	4	64.5	77.8	61.5	78.4	67.9	77.5	0.0427
Non-Memo, Recite[1k], Code, Others	4	63.9	71.3	61.4	71.6	61.3	71.1	0.0502
Non-Memo, Code, Recite[5], Others	4	63.7	72.4	58.8	73.7	58.3	72.1	0.0495
Non-Memo, Recollect[1k], Reconstruct, Others	4	63.1	<u>80.2</u>	62.7	80.2	63.6	80.2	0.0355
Non-Memo, Reconstruct, Recite[50], Others	4	62.4	79.4	62.3	79.5	62.5	79.4	0.0406
Non-Memo, Recite[50], Reconstruct, Others	4	61.8	79.0	62.6	79.2	61.0	79.1	0.0412
Non-Memo, Guess, Recite[1k], Others	4	61.5	77.0	62.4	77.0	60.7	77.1	0.0404
Non-Memo, Recollect[1k], Guess, Others	4	61.1	77.5	63.8	77.6	58.6	77.6	0.0402
Non-Memo, Recollect[1k], Code, Others	4	59.7	72.3	63.6	72.6	56.3	72.3	0.0484
Non-Memo, Recite[1k], Reconstruct, Others	4	59.7	78.0	63.0	77.9	56.7	78.5	0.0392
Non-Memo, Code, Recite[50], Others	4	59.1	69.3	53.4	70.4	59.1	68.9	0.0512
Non-Memo, Reconstruct, Recite[1k], Others	4	59.1	78.2	61.9	78.1	56.5	78.5	<u>0.0386</u>
Non-Memo, Code, Recite[1k], Others	4	55.4	68.0	60.0	68.8	49.8	68.3	0.0511
Non-Memo, Recite[5], Code, Others	4	49.8	70.0	55.8	70.9	44.9	70.1	0.0504
Non-Memo, Recite[50], Code, Others	4	49.7	69.9	57.0	70.6	44.0	70.2	0.0512
★ Non-Memo, Guess, Others	3	<b>89.0</b>	<u>89.9</u>	<u>87.6</u>	<u>89.9</u>	<b>88.8</b>	<b>89.9</b>	<u>0.0242</u>
Non-Memo, Reconstruct, Others	3	<u>87.7</u>	<b>90.7</b>	<b>89.9</b>	<b>90.9</b>	83.4	<b>90.8</b>	<b>0.0228</b>
Non-Memo, Guess-or-Recollect[5], Others	3	<u>83.8</u>	87.3	83.7	87.4	84.0	87.3	0.0278
Non-Memo, Reconstruct-or-Recollect[5], Others	3	81.7	85.9	78.9	86.1	<u>84.7</u>	85.8	0.0304
Non-Memo, Recite[5], Others	3	80.8	85.1	77.7	85.4	84.1	85.0	0.0308
Non-Memo, Recollect[5], Others	3	80.4	84.6	76.6	85.0	82.7	84.5	0.0314
Non-Memo, Guess-or-Recollect[50], Others	3	80.3	85.6	82.7	85.7	78.0	85.7	0.0294
Non-Memo, Reconstruct-or-Recollect[50], Others	3	78.0	84.2	77.6	84.4	78.5	84.2	0.0316
Non-Memo, Recite[5]-or-Reconstruct, Others	3	77.7	82.8	72.6	83.4	78.4	82.6	0.0330
Non-Memo, Recollect[50], Others	3	77.4	83.7	76.5	83.9	78.3	83.6	0.0323
Non-Memo, Recite[50], Others	3	76.5	83.2	76.9	83.4	76.1	83.2	0.0325
Non-Memo, Code-or-Recollect[5], Others	3	76.0	81.7	72.6	82.0	75.2	81.6	0.0325
Non-Memo, Code, Others	3	75.6	81.3	72.1	82.0	70.5	81.3	0.0338
Non-Memo, Recite[5]-or-Code, Others	3	73.9	79.2	65.9	81.0	68.0	79.0	0.0369
Non-Memo, Code-or-Recollect[50], Others	3	73.6	80.5	71.0	80.7	74.6	80.4	0.0334
Non-Memo, Recite[50]-or-Reconstruct, Others	3	73.4	80.6	70.0	81.0	77.1	80.4	0.0346
Non-Memo, Recite[1k]-or-Code, Others	3	72.0	78.5	71.0	78.5	72.7	78.4	0.0361
Non-Memo, Recite[5]-or-Guess, Others	3	71.2	77.6	63.6	79.2	68.6	77.2	0.0377
Non-Memo, Guess-or-Recollect[1k], Others	3	69.9	80.5	74.7	80.9	65.2	80.7	0.0325
Non-Memo, Recite[1k], Others	3	69.4	79.5	70.3	79.8	68.6	79.4	0.0339
Non-Memo, Recite[50]-or-Code, Others	3	69.4	75.8	61.1	77.9	62.0	75.5	0.0387
Non-Memo, Recollect[1k], Others	3	68.8	79.3	70.6	79.5	67.1	79.2	0.0340
Non-Memo, Recite[50]-or-Guess, Others	3	68.6	75.6	61.4	77.2	64.6	75.2	0.0394
Non-Memo, Recite[1k]-or-Guess, Others	3	68.2	76.3	65.7	76.8	62.8	76.3	0.0366
Non-Memo, Reconstruct-or-Recollect[1k], Others	3	68.0	78.9	71.0	79.0	65.3	79.0	0.0339
Non-Memo, Recite[1k]-or-Reconstruct, Others	3	66.7	75.9	62.3	76.5	66.1	75.7	0.0364
Non-Memo, Code-or-Recollect[1k], Others	3	66.1	76.8	65.6	77.0	66.7	76.6	0.0360

Table 3: Evaluation results for different taxonomies. In the first column, ◆ denotes Prashanth et al. (2024), and ★ denotes the highest-ranking taxonomy, which we adopted as our taxonomy. Both of them are described in Figure 1. We report the minimum (resp. mean)  $F_1$  score across all categories within each taxonomy. We report similar values for the Precision (Prec) and the Recall (Rec). Finally, we report the mean evaluation loss of the CNNs, computed using the cross-entropy loss as during training.

$\lambda$ (Rouge-L)	$\gamma$ (Rouge-3)	Min $F_1$	Mean $F_1$	Min Prec	Mean Prec	Min Rec	Mean Rec	Mean Loss
0.6	0.6	<b>89.2</b>	<u>90.4</u>	87.3	90.5	87.1	90.4	0.0241
0.6	—	<u>89.0</u>	90.3	87.0	90.4	87.2	90.3	0.0241
<b>★ 0.5</b>	<b>★ 0.5</b>	88.8	89.7	87.1	89.7	<b>88.4</b>	89.7	0.0245
0.5	—	88.5	89.4	86.6	89.5	<u>88.1</u>	89.4	0.0249
0.7	—	88.4	90.3	86.7	90.5	85.3	90.4	0.0238
0.9	0.9	88.4	90.8	87.5	<b>91.1</b>	84.8	<b>90.9</b>	<b>0.0230</b>
0.7	0.7	88.3	90.3	86.9	90.5	85.5	90.3	0.0238
—	0.5	88.3	89.8	86.5	89.9	85.4	89.8	0.0251
0.9	—	88.0	<b>90.6</b>	<u>87.7</u>	90.8	84.4	<u>90.7</u>	<u>0.0237</u>
0.8	0.8	87.9	90.3	86.6	<u>90.6</u>	84.9	90.4	<u>0.0246</u>
—	0.4	87.8	89.3	85.7	89.4	85.7	89.3	0.0253
—	0.6	87.8	89.8	86.5	90.0	84.6	89.8	0.0246
0.8	—	87.7	90.1	87.2	90.3	84.0	90.1	0.0243
—	0.7	87.7	90.2	87.0	90.4	84.2	90.2	0.0243
—	0.3	87.6	88.8	85.4	88.8	86.9	88.7	0.0257
—	0.9	87.4	<u>90.4</u>	<b>88.1</b>	90.5	83.4	90.4	0.0234
—	0.8	87.2	89.9	87.6	90.0	83.9	89.9	0.0239
—	0.2	86.9	88.6	84.7	88.7	87.0	88.6	0.0264
0.4	—	86.5	88.4	85.9	88.4	87.1	88.4	0.0260
0.4	0.4	86.1	88.2	86.3	88.2	85.9	88.2	0.0261
0.3	—	84.4	87.3	84.3	87.3	84.5	87.3	0.0268
—	0.1	84.1	87.2	83.7	87.3	84.4	87.2	0.0279
0.3	0.3	83.7	87.3	84.3	87.3	81.6	87.3	0.0269
0.2	0.2	77.3	83.8	77.9	84.2	73.5	83.8	0.0304
0.2	—	77.1	83.5	78.2	83.7	74.3	83.5	0.0299
0.1	0.1	74.4	82.0	75.7	82.3	70.5	82.0	0.0324
0.1	—	74.0	81.5	75.8	81.6	72.2	81.4	0.0326

Table 4: Evaluating the impact of  $\lambda$  and  $\gamma$  on the performance of the taxonomy that ranked highest in our benchmark: *Non-Memo*, *Guess*[ $\lambda$ ,  $\gamma$ ], *Others* (see Table 3). We tested configurations with  $\lambda = \gamma \in 0.1, 0.2, \dots, 0.9$ , as well as asymmetric settings:  $\lambda = 1$  (disabling the ROUGE-L condition, marked with —) with varying  $\gamma$ , and conversely  $\gamma = 1$  with varying  $\lambda$ . The value  $\lambda = \gamma = 0.5$ , marked with ★, was selected for our final taxonomy as it achieved near-optimal performance while being intuitive, indicating that half of the suffix tokens are constrained by the prefix.

Taxonomy name	Classes	Min $F_1$	Mean $F_1$	Min Prec	Mean Prec	Min Rec	Mean Rec	Mean Loss
Non-Memo, Recollect[5], Code, Others	4	<b>71.8</b>	78.4	<b>70.6</b>	78.8	69.7	78.3	0.0447
Non-Memo, Recollect[50], Code, Others	4	<u>71.0</u>	77.7	<u>69.8</u>	78.0	72.1	77.5	0.0453
Non-Memo, Recollect[5], Guess, Others	4	<u>70.1</u>	79.9	<u>65.5</u>	80.6	69.2	<u>79.8</u>	0.0399
Non-Memo, Guess, Recite[5], Others	4	68.9	79.6	64.5	80.4	<u>74.0</u>	<u>79.2</u>	0.0412
Non-Memo, Recite[5], Guess, Others	4	68.7	78.4	62.8	79.6	70.2	78.1	0.0441
Non-Memo, Recollect[5], Reconstruct, Others	4	67.8	<b>80.5</b>	60.9	<b>81.8</b>	<b>76.6</b>	<b>80.0</b>	0.0396
Non-Memo, Recollect[50], Guess, Others	4	67.6	79.6	66.1	79.8	69.2	79.5	0.0402
Non-Memo, Recite[1k], Guess, Others	4	66.1	78.2	67.3	78.4	65.0	78.2	0.0406
Non-Memo, Recollect[50], Reconstruct, Others	4	65.6	80.0	59.8	<u>81.1</u>	72.7	79.5	0.0391
Non-Memo, Recite[1k], Code, Others	4	65.2	<u>72.2</u>	62.8	<u>72.3</u>	63.9	72.2	0.0497
Non-Memo, Recite[50], Guess, Others	4	64.8	77.1	63.1	77.6	66.6	77.1	0.0441
Non-Memo, Code, Recite[5], Others	4	64.0	71.6	57.2	72.9	58.3	71.2	0.0501
★ Non-Memo, Recite[5], Reconstruct, Others	4	63.4	79.0	60.7	79.8	66.4	78.8	0.0425
Non-Memo, Guess, Recite[50], Others	4	63.1	77.4	60.9	77.7	65.5	77.1	0.0424
Non-Memo, Guess, Recite[1k], Others	4	63.0	77.8	62.6	77.9	63.5	77.7	0.0401
Non-Memo, Reconstruct, Recite[5], Others	4	62.7	78.3	59.3	79.1	66.5	78.0	0.0422
Non-Memo, Recollect[1k], Guess, Others	4	62.2	77.8	63.1	78.1	61.4	77.7	0.0395
Non-Memo, Reconstruct, Recite[50], Others	4	61.2	78.9	61.5	79.4	60.9	78.9	0.0416
Non-Memo, Reconstruct, Recite[1k], Others	4	60.0	78.9	65.4	78.8	55.5	79.4	<u>0.0378</u>
Non-Memo, Recollect[1k], Reconstruct, Others	4	60.0	79.1	62.0	78.9	58.1	79.3	<b>0.0356</b>
Non-Memo, Recite[1k], Reconstruct, Others	4	59.7	77.7	63.3	77.6	56.4	78.3	0.0385
Non-Memo, Recite[50], Reconstruct, Others	4	59.3	77.9	61.8	78.1	57.0	78.2	0.0417
Non-Memo, Recollect[1k], Code, Others	4	58.6	71.7	62.6	72.0	55.1	71.7	0.0488
Non-Memo, Code, Recite[50], Others	4	55.4	69.1	52.7	69.8	58.4	68.6	0.0510
Non-Memo, Code, Recite[1k], Others	4	54.6	68.3	60.3	68.8	49.7	68.5	0.0508
Non-Memo, Recite[50], Code, Others	4	53.4	70.5	60.8	71.3	47.5	70.7	0.0510
Non-Memo, Recite[5], Code, Others	4	49.6	70.1	55.1	71.0	45.1	70.2	0.0503
★ Non-Memo, Guess, Others	3	<b>89.2</b>	<u>90.0</u>	<u>86.9</u>	<u>90.1</u>	<b>88.4</b>	<u>90.0</u>	<u>0.0244</u>
Non-Memo, Reconstruct, Others	3	<u>87.5</u>	<b>90.2</b>	<b>88.7</b>	<b>90.4</b>	83.6	<b>90.3</b>	<b>0.0238</b>
Non-Memo, Guess-or-Recollect[5], Others	3	<u>84.0</u>	87.4	82.0	87.6	<u>86.0</u>	87.4	0.0274
Non-Memo, Reconstruct-or-Recollect[5], Others	3	80.8	85.5	78.2	85.8	83.5	85.4	0.0305
Non-Memo, Recite[5], Others	3	80.0	84.8	77.7	85.1	82.4	84.7	0.0311
Non-Memo, Recollect[5], Others	3	78.5	83.4	74.3	83.9	81.4	83.2	0.0323
Non-Memo, Guess-or-Recollect[50], Others	3	77.9	84.1	81.3	84.2	74.9	84.2	0.0307
Non-Memo, Recite[5]-or-Reconstruct, Others	3	76.8	82.4	73.1	82.8	79.9	82.3	0.0328
Non-Memo, Code-or-Recollect[5], Others	3	76.4	82.1	74.0	82.2	76.4	82.1	0.0320
Non-Memo, Code, Others	3	76.2	81.4	74.3	81.5	73.6	81.3	0.0335
Non-Memo, Recollect[50], Others	3	76.1	83.0	75.0	83.3	77.1	82.9	0.0329
Non-Memo, Reconstruct-or-Recollect[50], Others	3	75.7	83.1	76.4	83.3	75.0	83.0	0.0319
Non-Memo, Recite[50], Others	3	74.4	82.0	74.3	82.2	74.6	81.9	0.0338
Non-Memo, Recite[1k]-or-Code, Others	3	74.2	79.7	72.6	79.8	73.2	79.7	0.0346
Non-Memo, Recite[5]-or-Code, Others	3	73.9	79.2	64.8	81.5	66.8	78.9	0.0371
Non-Memo, Code-or-Recollect[50], Others	3	72.7	80.2	71.1	80.3	74.5	80.0	0.0332
Non-Memo, Recite[50]-or-Reconstruct, Others	3	71.2	79.8	69.9	80.1	72.5	79.6	0.0350
Non-Memo, Guess-or-Recollect[1k], Others	3	70.3	80.8	75.3	81.2	65.6	81.0	0.0319
Non-Memo, Recite[5]-or-Guess, Others	3	70.2	77.7	65.3	78.5	73.5	77.3	0.0367
Non-Memo, Reconstruct-or-Recollect[1k], Others	3	68.5	78.9	70.0	78.9	67.1	79.0	0.0336
Non-Memo, Recollect[1k], Others	3	68.5	79.0	69.9	79.3	67.1	79.0	0.0336
Non-Memo, Recite[1k], Others	3	68.2	79.4	72.2	80.0	64.6	79.5	0.0340
Non-Memo, Recite[1k]-or-Guess, Others	3	67.6	75.8	66.2	76.1	63.3	75.9	0.0360
Non-Memo, Recite[50]-or-Code, Others	3	67.5	74.7	60.4	76.3	62.1	74.4	0.0387
Non-Memo, Recite[50]-or-Guess, Others	3	67.3	74.4	60.2	75.9	61.3	74.1	0.0391
Non-Memo, Recite[1k]-or-Reconstruct, Others	3	67.0	75.8	62.2	76.5	64.5	75.6	0.0359
Non-Memo, Code-or-Recollect[1k], Others	3	62.3	75.4	65.9	75.7	59.0	75.5	0.0356

Table 5: Same experiments as in Table 3, restricted to the Pythia 12B model. Our data-driven taxonomy, marked with ★, also achieves the highest performance when this model is evaluated in isolation. Similar results for Pythia 6.9B and Pythia 2.8B are provided in Tables 6 and 7.



Taxonomy name	Classes	Min $F_1$	Mean $F_1$	Min Prec	Mean Prec	Min Rec	Mean Rec	Mean Loss
Non-Memo, Recite[5], Guess, Others	4	<u>71.5</u>	79.8	64.9	81.1	70.4	79.6	0.0437
Non-Memo, Recollect[5], Code, Others	4	<u>71.5</u>	77.9	<b>69.5</b>	78.6	69.3	77.9	0.0447
Non-Memo, Recollect[50], Code, Others	4	70.8	76.8	<u>69.2</u>	77.1	70.6	76.6	0.0464
Non-Memo, Recollect[5], Guess, Others	4	70.7	79.3	<u>65.7</u>	79.8	68.2	79.2	0.0404
Non-Memo, Guess, Recite[5], Others	4	68.1	79.1	62.4	80.0	<b>75.1</b>	78.7	0.0415
Non-Memo, Recollect[50], Reconstruct, Others	4	67.8	<b>81.2</b>	63.7	<b>81.9</b>	72.4	<b>80.9</b>	0.0370
Non-Memo, Recollect[50], Guess, Others	4	67.4	79.4	67.8	79.5	67.0	79.5	0.0402
Non-Memo, Recollect[5], Reconstruct, Others	4	67.3	79.4	59.2	<u>81.2</u>	<u>72.5</u>	78.8	0.0392
Non-Memo, Reconstruct, Recite[5], Others	4	66.0	79.8	62.4	80.3	70.1	79.5	0.0406
Non-Memo, Recite[50], Guess, Others	4	65.5	<u>77.6</u>	62.6	78.0	68.7	77.4	0.0437
◆ Non-Memo, Recite[5], Reconstruct, Others	4	64.4	79.4	63.7	79.7	65.0	79.3	0.0418
Non-Memo, Recite[1k], Guess, Others	4	64.1	76.6	62.5	76.7	64.0	76.6	0.0418
Non-Memo, Recite[1k], Code, Others	4	63.0	71.2	63.0	71.4	63.0	71.1	0.0503
Non-Memo, Recite[50], Reconstruct, Others	4	62.7	79.2	62.5	79.4	63.0	79.3	0.0410
Non-Memo, Reconstruct, Recite[50], Others	4	62.7	79.4	61.8	79.5	63.6	79.4	0.0394
Non-Memo, Recollect[1k], Reconstruct, Others	4	62.7	<u>79.8</u>	61.9	79.9	63.5	<u>79.8</u>	<b>0.0348</b>
Non-Memo, Code, Recite[5], Others	4	62.3	72.0	59.4	73.3	55.0	72.0	0.0501
Non-Memo, Guess, Recite[50], Others	4	61.6	76.4	59.9	77.1	63.6	76.1	0.0437
Non-Memo, Guess, Recite[1k], Others	4	60.1	76.5	63.1	76.3	57.3	76.8	0.0401
Non-Memo, Recite[1k], Reconstruct, Others	4	59.8	77.7	61.2	77.7	58.6	78.2	0.0392
Non-Memo, Recollect[1k], Guess, Others	4	58.4	76.9	64.9	76.9	53.2	77.4	0.0401
Non-Memo, Recollect[1k], Code, Others	4	58.3	71.6	61.3	71.9	52.8	71.7	0.0489
Non-Memo, Code, Recite[50], Others	4	57.7	68.1	51.4	69.4	52.6	67.8	0.0520
Non-Memo, Reconstruct, Recite[1k], Others	4	57.6	77.6	60.0	77.4	55.5	77.9	0.0386
Non-Memo, Code, Recite[1k], Others	4	53.5	67.6	58.6	68.9	45.6	68.1	0.0513
Non-Memo, Recite[5], Code, Others	4	49.1	69.1	52.8	69.4	45.9	69.3	0.0509
Non-Memo, Recite[50], Code, Others	4	48.9	69.6	56.0	70.1	43.5	69.9	0.0519
★ Non-Memo, Guess, Others	3	<b>88.9</b>	<u>89.9</u>	<u>88.8</u>	<u>89.9</u>	<b>88.6</b>	<u>89.9</u>	<u>0.0232</u>
Non-Memo, Reconstruct, Others	3	87.6	<b>91.0</b>	<b>89.3</b>	<b>91.1</b>	82.9	<b>91.1</b>	<b>0.0216</b>
Non-Memo, Guess-or-Recollect[5], Others	3	84.6	87.7	86.2	87.7	82.3	87.7	0.0275
Non-Memo, Reconstruct-or-Recollect[5], Others	3	81.3	85.3	78.9	85.5	<u>83.7</u>	85.2	0.0311
Non-Memo, Recite[5], Others	3	80.4	84.5	77.2	84.8	82.5	84.4	0.0322
Non-Memo, Guess-or-Recollect[50], Others	3	80.4	85.7	80.9	86.1	76.1	85.8	0.0290
Non-Memo, Recollect[5], Others	3	79.5	83.6	77.0	83.7	80.4	83.5	0.0324
Non-Memo, Reconstruct-or-Recollect[50], Others	3	78.1	84.0	78.5	84.0	77.7	84.0	0.0330
Non-Memo, Recite[5]-or-Reconstruct, Others	3	77.6	82.3	72.1	83.0	76.0	82.2	0.0336
Non-Memo, Code, Others	3	75.9	81.7	72.3	82.5	69.6	81.8	0.0331
Non-Memo, Recollect[50], Others	3	75.4	82.3	76.2	82.5	74.7	82.3	0.0343
Non-Memo, Code-or-Recollect[5], Others	3	75.2	81.3	73.1	81.5	76.2	81.3	0.0331
Non-Memo, Recite[50], Others	3	75.2	82.3	77.8	82.4	72.7	82.4	0.0332
Non-Memo, Code-or-Recollect[50], Others	3	74.1	80.5	71.5	80.6	73.7	80.4	0.0336
Non-Memo, Recite[5]-or-Code, Others	3	72.7	78.3	66.2	79.5	67.1	78.2	0.0374
Non-Memo, Recite[50]-or-Reconstruct, Others	3	72.5	79.7	69.2	80.0	74.6	79.5	0.0353
Non-Memo, Recite[1k]-or-Code, Others	3	71.3	78.1	71.9	78.1	70.7	78.1	0.0363
Non-Memo, Recite[5]-or-Guess, Others	3	70.6	77.0	63.3	78.5	66.9	76.7	0.0384
Non-Memo, Guess-or-Recollect[1k], Others	3	70.6	80.7	74.4	80.9	67.2	80.8	0.0331
Non-Memo, Recollect[1k], Others	3	68.5	79.1	70.1	79.3	67.1	79.0	0.0346
Non-Memo, Recite[50]-or-Code, Others	3	68.0	75.3	60.7	77.4	59.2	75.1	0.0394
Non-Memo, Recite[1k], Others	3	67.6	78.3	69.6	78.4	65.7	78.4	0.0344
Non-Memo, Recite[50]-or-Guess, Others	3	67.2	75.1	61.3	76.3	66.6	74.7	0.0401
Non-Memo, Recite[1k]-or-Guess, Others	3	66.8	76.0	63.9	77.5	58.3	76.2	0.0373
Non-Memo, Code-or-Recollect[1k], Others	3	66.1	76.6	64.9	76.8	67.4	76.4	0.0368
Non-Memo, Reconstruct-or-Recollect[1k], Others	3	65.5	78.0	70.7	78.7	60.5	78.2	0.0344
Non-Memo, Recite[1k]-or-Reconstruct, Others	3	65.3	75.5	62.1	75.9	68.6	75.2	0.0369

Table 6: Same experiments as in Table 3, restricted to the Pythia 6.9B model. Our data-driven taxonomy, marked with ★, also achieves the highest performance when this model is evaluated in isolation. Similar results for Pythia 12B and Pythia 2.8B are provided in Tables 5 and 7.

Taxonomy name	Classes	Min $F_1$	Mean $F_1$	Min Prec	Mean Prec	Min Rec	Mean Rec	Mean Loss
Non-Memo, Recollect[50], Code, Others	4	<b>75.7</b>	79.3	<b>72.8</b>	79.8	70.2	79.3	0.0433
Non-Memo, Recollect[5], Guess, Others	4	<u>73.1</u>	80.2	65.8	81.4	67.7	80.0	0.0403
Non-Memo, Recollect[5], Code, Others	4	72.6	78.9	<u>70.6</u>	80.1	67.4	78.9	0.0434
Non-Memo, Recollect[50], Guess, Others	4	72.3	80.2	66.8	80.8	72.2	80.0	0.0402
Non-Memo, Recollect[50], Reconstruct, Others	4	71.5	<b>83.6</b>	68.3	<b>84.1</b>	75.1	<b>83.4</b>	<b>0.0358</b>
Non-Memo, Recite[5], Guess, Others	4	70.7	79.3	62.2	81.2	69.3	78.9	0.0427
Non-Memo, Guess, Recite[5], Others	4	70.3	79.7	63.2	80.9	<b>77.2</b>	79.3	0.0423
Non-Memo, Recollect[5], Reconstruct, Others	4	69.9	<u>81.8</u>	63.7	<u>82.8</u>	<u>75.9</u>	81.4	0.0389
Non-Memo, Guess, Recite[50], Others	4	68.6	79.7	63.4	80.5	74.6	79.4	0.0420
Non-Memo, Reconstruct, Recite[5], Others	4	66.8	80.0	61.1	81.0	73.8	79.6	0.0410
Non-Memo, Recite[50], Guess, Others	4	66.6	78.7	62.0	79.7	72.1	78.4	0.0431
Non-Memo, Recollect[1k], Reconstruct, Others	4	66.6	81.7	64.1	82.0	69.3	81.5	<u>0.0362</u>
◆ Non-Memo, Recite[5], Reconstruct, Others	4	66.2	80.4	63.9	80.9	68.6	80.2	<u>0.0399</u>
Non-Memo, Code, Recite[5], Others	4	64.7	73.4	60.0	75.1	61.5	73.2	0.0485
Non-Memo, Recite[1k], Guess, Others	4	64.4	76.2	59.6	76.9	62.4	75.9	0.0423
Non-Memo, Reconstruct, Recite[50], Others	4	63.3	79.8	63.5	80.0	63.0	79.8	0.0408
Non-Memo, Recite[50], Reconstruct, Others	4	63.1	79.8	63.4	80.2	62.8	79.8	0.0410
Non-Memo, Recollect[1k], Guess, Others	4	62.5	77.7	63.7	78.0	61.4	77.6	0.0410
Non-Memo, Recollect[1k], Code, Others	4	62.2	73.5	63.3	73.9	61.1	73.4	0.0474
Non-Memo, Recite[1k], Code, Others	4	61.5	70.3	58.9	71.2	56.1	70.1	0.0505
Non-Memo, Guess, Recite[1k], Others	4	61.5	76.7	61.5	77.0	61.5	76.8	0.0409
Non-Memo, Code, Recite[50], Others	4	60.3	70.5	56.0	72.2	53.8	70.3	0.0505
Non-Memo, Recite[1k], Reconstruct, Others	4	59.7	78.7	64.8	78.6	55.3	79.2	0.0399
Non-Memo, Reconstruct, Recite[1k], Others	4	59.6	78.1	60.6	78.2	58.5	78.2	0.0393
Non-Memo, Code, Recite[1k], Others	4	53.1	67.8	58.2	69.2	45.8	68.4	0.0512
Non-Memo, Recite[5], Code, Others	4	50.7	70.7	55.3	72.6	43.8	70.8	0.0500
Non-Memo, Recite[50], Code, Others	4	46.7	69.5	54.1	70.2	41.0	70.0	0.0506
★ Non-Memo, Guess, Others	3	<b>88.4</b>	<u>89.7</u>	<u>87.0</u>	<u>89.8</u>	<b>89.4</b>	<u>89.7</u>	0.0249
Non-Memo, Reconstruct, Others	3	<u>88.1</u>	<b>90.9</b>	<b>89.6</b>	<b>91.1</b>	83.8	<b>91.0</b>	<b>0.0230</b>
Non-Memo, Recollect[5], Others	3	<u>83.2</u>	86.9	78.5	87.4	<u>85.6</u>	86.8	0.0294
Non-Memo, Reconstruct-or-Recollect[5], Others	3	83.1	86.9	79.7	87.1	85.4	86.8	0.0297
Non-Memo, Guess-or-Recollect[5], Others	3	83.0	87.0	82.3	87.0	83.7	86.9	0.0286
Non-Memo, Guess-or-Recollect[50], Others	3	82.4	87.0	81.8	87.2	82.9	87.0	0.0286
Non-Memo, Recite[5], Others	3	81.9	86.0	78.1	86.3	84.3	85.9	0.0292
Non-Memo, Recollect[50], Others	3	80.6	85.8	78.2	86.0	83.2	85.7	0.0298
Non-Memo, Reconstruct-or-Recollect[50], Others	3	80.2	85.6	78.0	86.0	82.7	85.5	0.0300
Non-Memo, Recite[50], Others	3	79.8	85.3	78.7	85.6	81.0	85.3	0.0305
Non-Memo, Recite[5]-or-Reconstruct, Others	3	78.9	83.7	72.7	84.5	79.2	83.4	0.0326
Non-Memo, Recite[50]-or-Reconstruct, Others	3	76.4	82.4	71.0	83.2	77.8	82.2	0.0334
Non-Memo, Code-or-Recollect[5], Others	3	76.3	81.8	70.7	82.5	72.8	81.6	0.0325
Non-Memo, Recite[5]-or-Code, Others	3	75.0	80.2	66.7	82.0	70.0	79.9	0.0362
Non-Memo, Code, Others	3	74.6	80.9	70.0	82.2	68.3	80.8	0.0349
Non-Memo, Code-or-Recollect[50], Others	3	74.0	80.9	70.5	81.3	74.8	80.7	0.0333
Non-Memo, Recite[5]-or-Guess, Others	3	72.7	78.0	62.5	81.1	65.3	77.6	0.0381
Non-Memo, Recite[1k], Others	3	72.3	80.7	69.4	81.1	75.5	80.4	0.0333
Non-Memo, Recite[50]-or-Code, Others	3	71.6	77.4	62.2	80.0	64.8	77.1	0.0379
Non-Memo, Recite[50]-or-Guess, Others	3	71.2	77.3	62.8	79.4	65.8	76.9	0.0390
Non-Memo, Recite[1k]-or-Code, Others	3	70.4	77.6	68.6	77.7	71.3	77.5	0.0373
Non-Memo, Recite[1k]-or-Guess, Others	3	70.0	76.8	67.1	77.0	66.9	76.8	0.0367
Non-Memo, Reconstruct-or-Recollect[1k], Others	3	69.9	79.9	71.6	79.8	68.3	79.9	0.0335
Non-Memo, Code-or-Recollect[1k], Others	3	69.5	78.3	65.9	78.8	70.6	78.1	0.0355
Non-Memo, Recollect[1k], Others	3	69.4	79.7	71.7	80.1	67.1	79.7	0.0338
Non-Memo, Guess-or-Recollect[1k], Others	3	68.7	80.1	73.2	80.6	63.0	80.4	0.0326
Non-Memo, Recite[1k]-or-Reconstruct, Others	3	67.7	76.4	62.7	77.2	65.2	76.2	0.0365

Table 7: Same experiments as in Table 3, restricted to the Pythia 2.8B model. Our data-driven taxonomy, marked with ★, also achieves the highest performance when this model is evaluated in isolation. Similar results for Pythia 12B and Pythia 6.9B are provided in Tables 5 and 6.

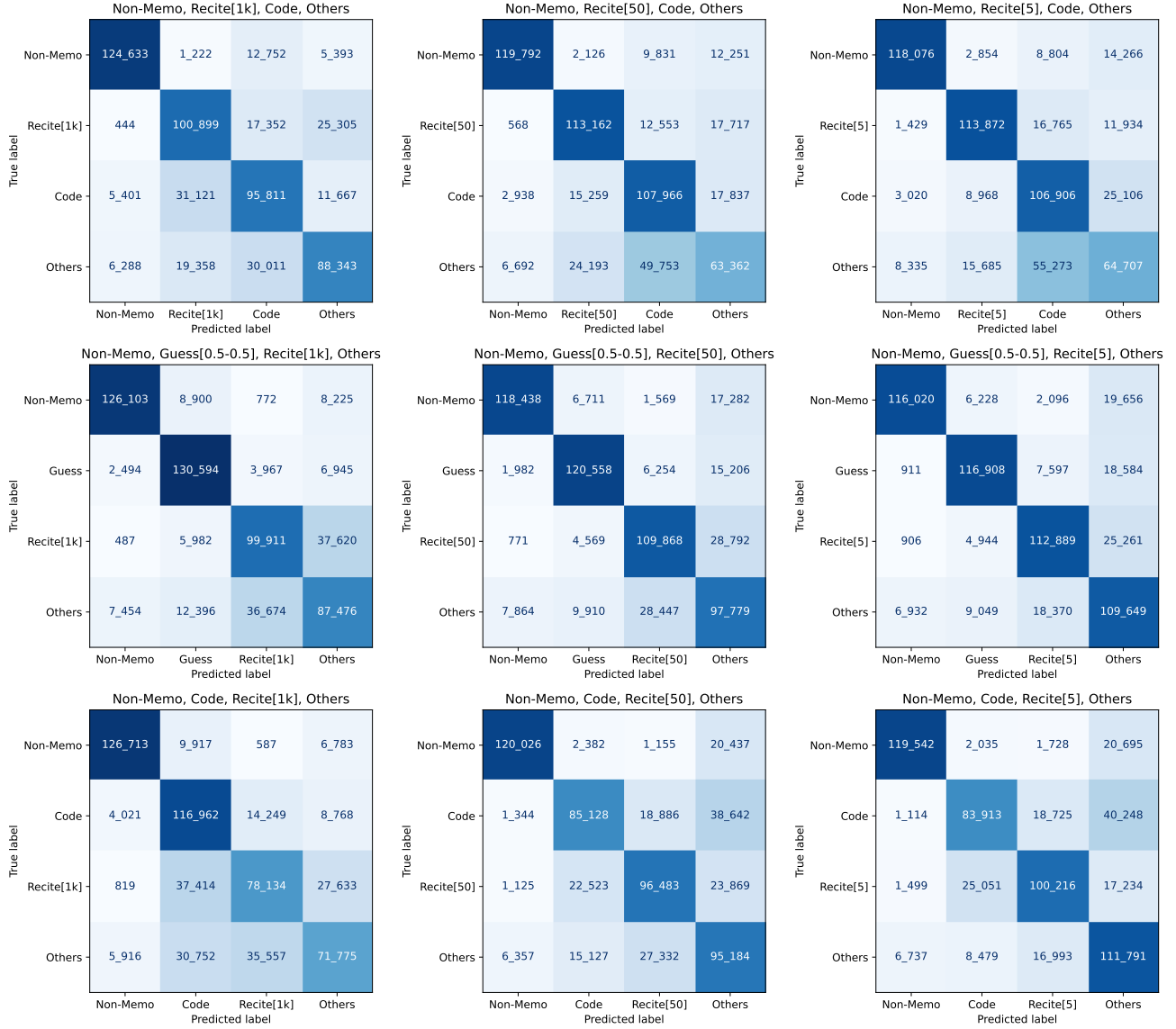


Figure 7: Confusion matrices of CNN classifiers trained with 4-classes taxonomies (part 1/3)

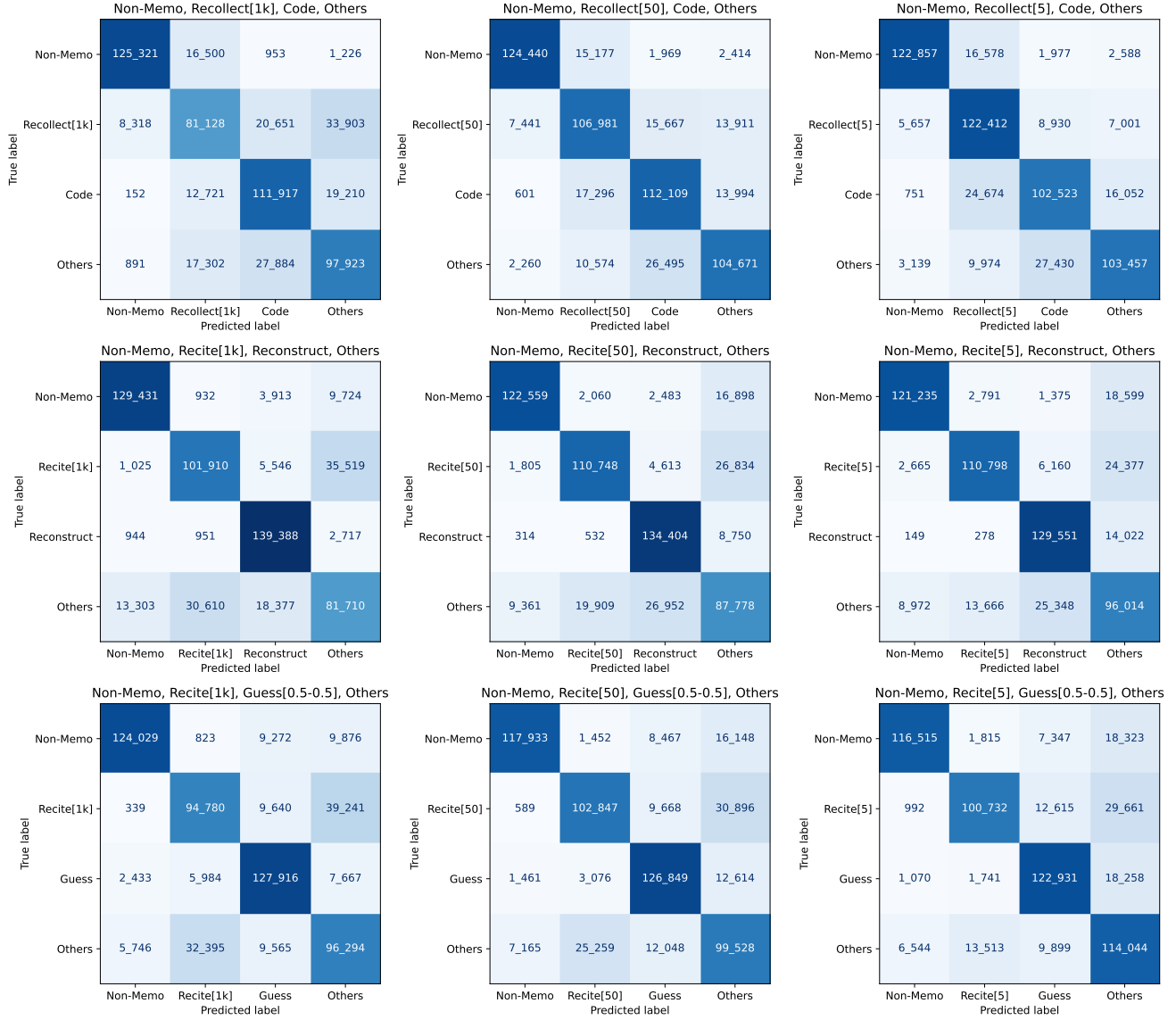


Figure 8: Confusion matrices of CNN classifiers trained with 4-classes taxonomies (part 2/3).

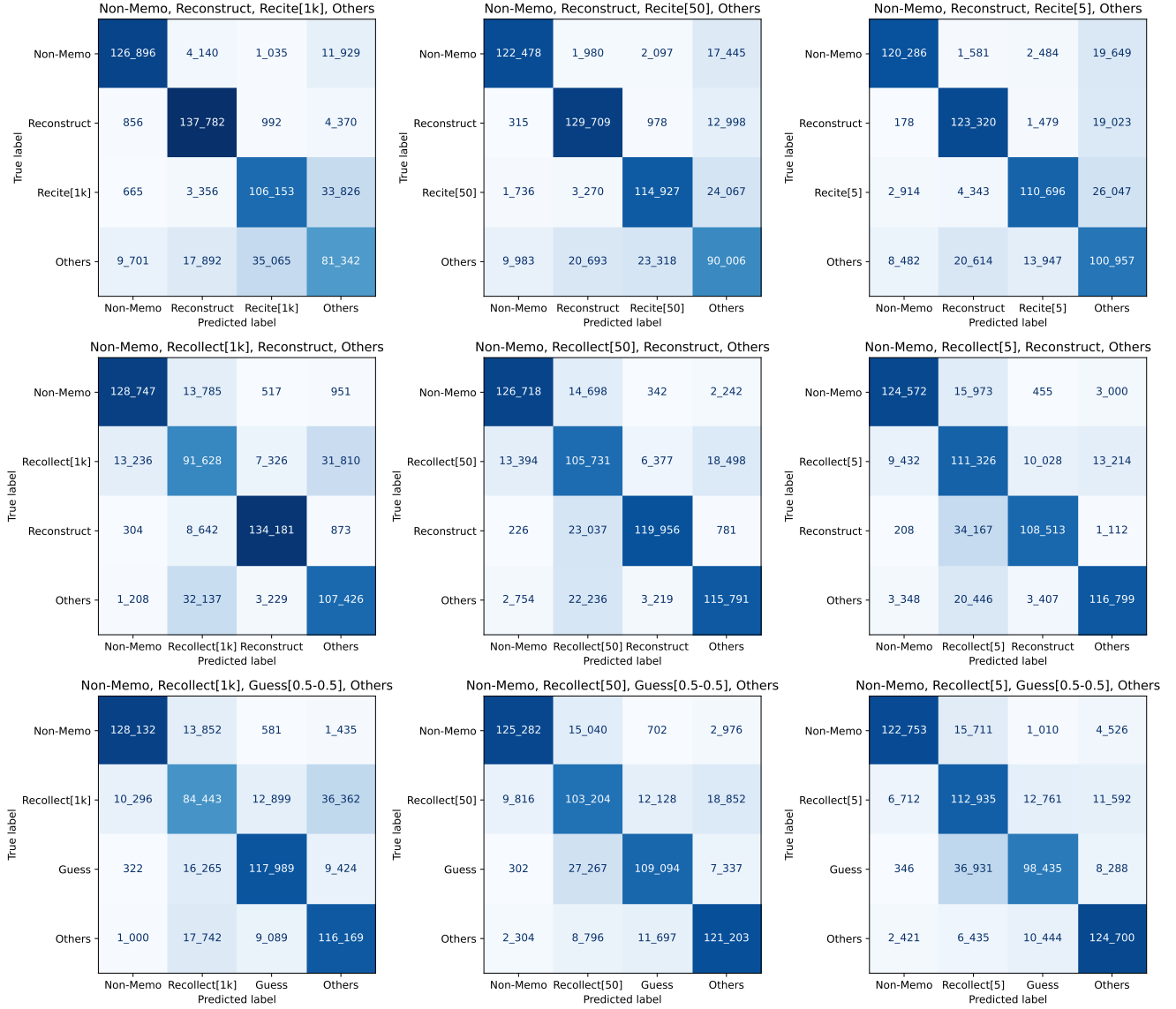


Figure 9: Confusion matrices of CNN classifiers trained with 4-classes taxonomies (part 3/3).



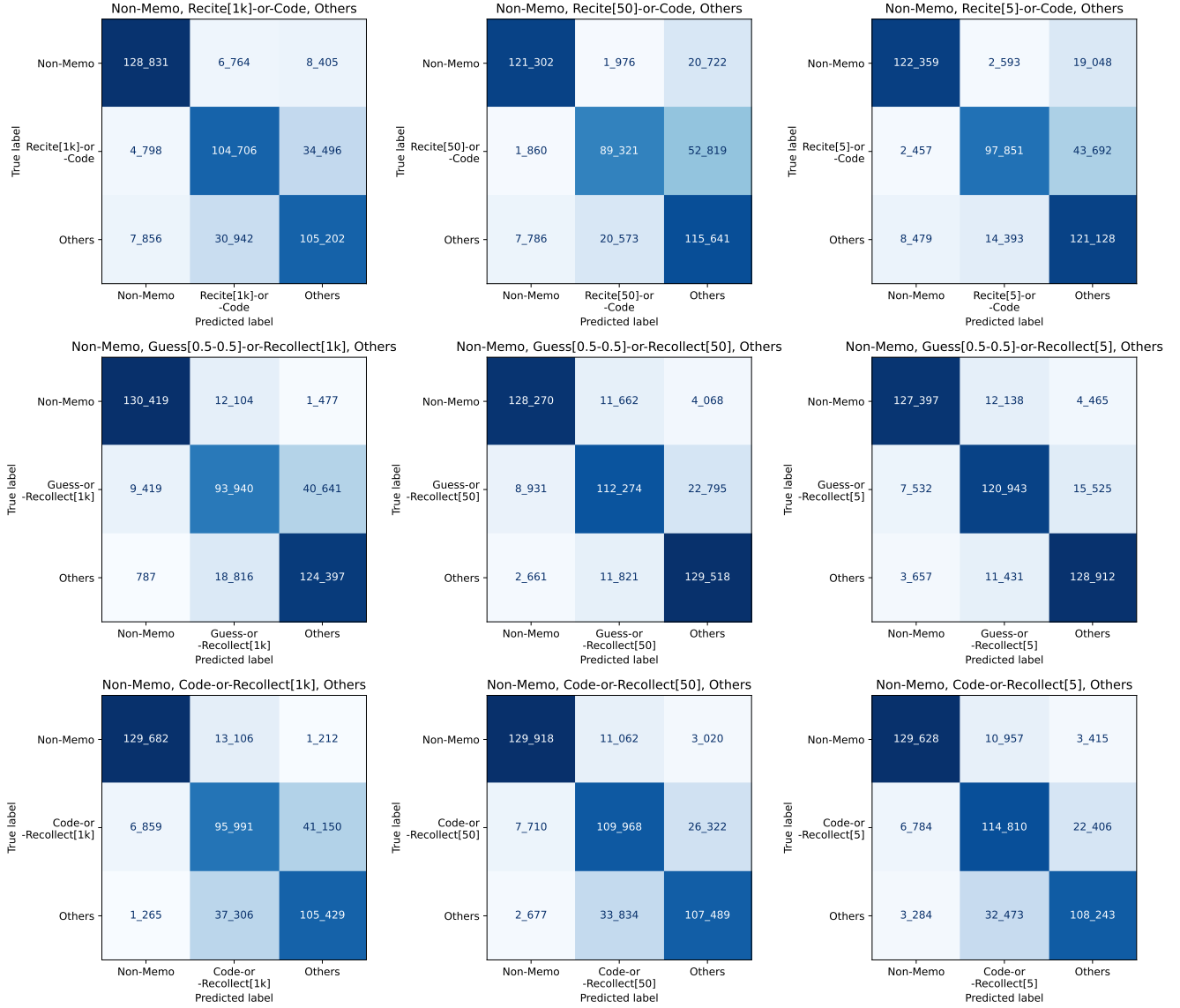


Figure 10: Confusion matrices of CNN classifiers trained with 3-classes taxonomies (part 1/3).



Figure 11: Confusion matrices of CNN classifiers trained with 3-classes taxonomies (part 2/3).

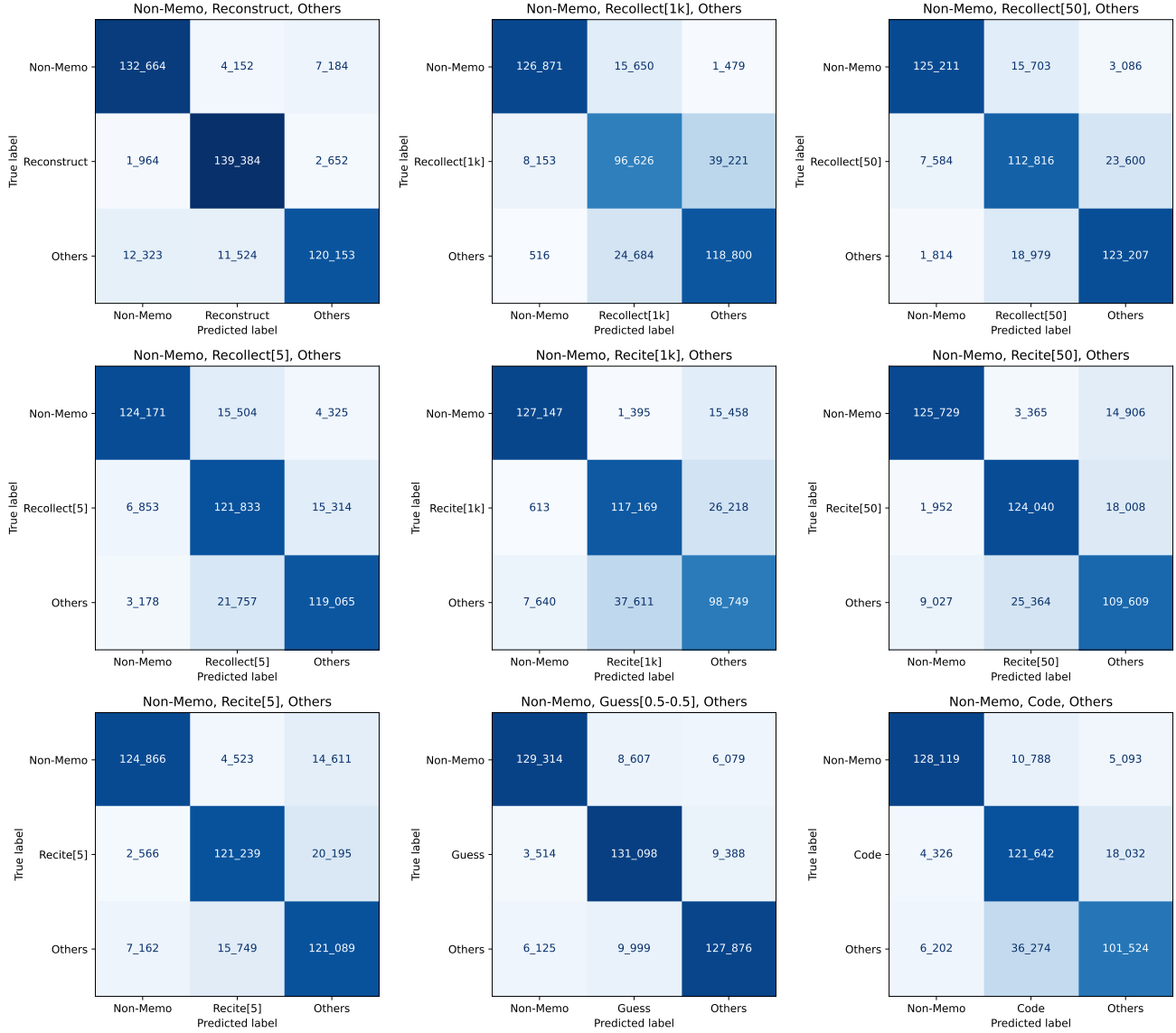


Figure 12: Confusion matrices of CNN classifiers trained with 3-classes taxonomies (part 3/3).

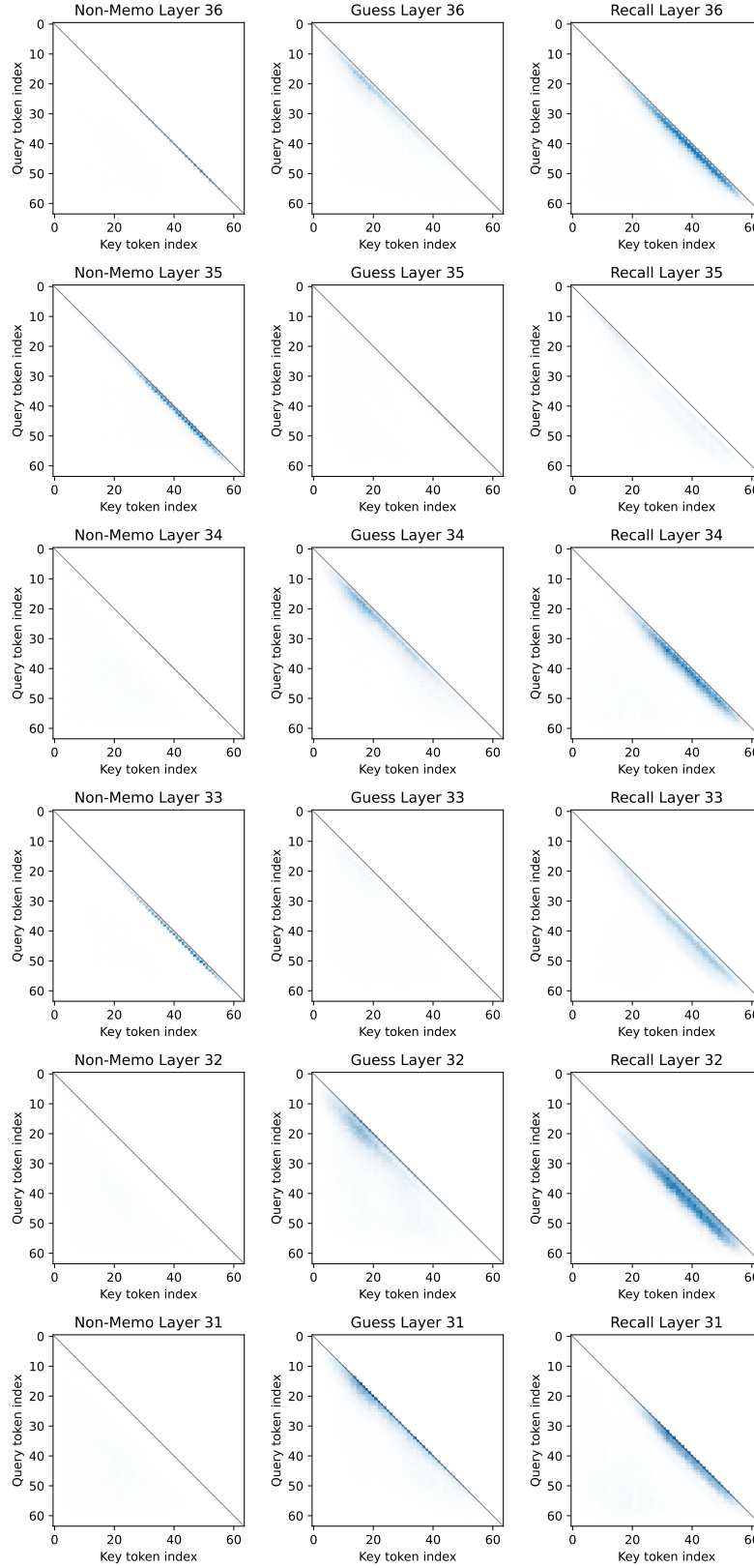


Figure 13: Visualizing  $\Delta_l[\text{Non-Memo}]$  and  $\Delta_l[\text{Guess}]$  and  $\Delta_l[\text{Recall}]$  for  $l \in \llbracket 31; 36 \rrbracket$ .

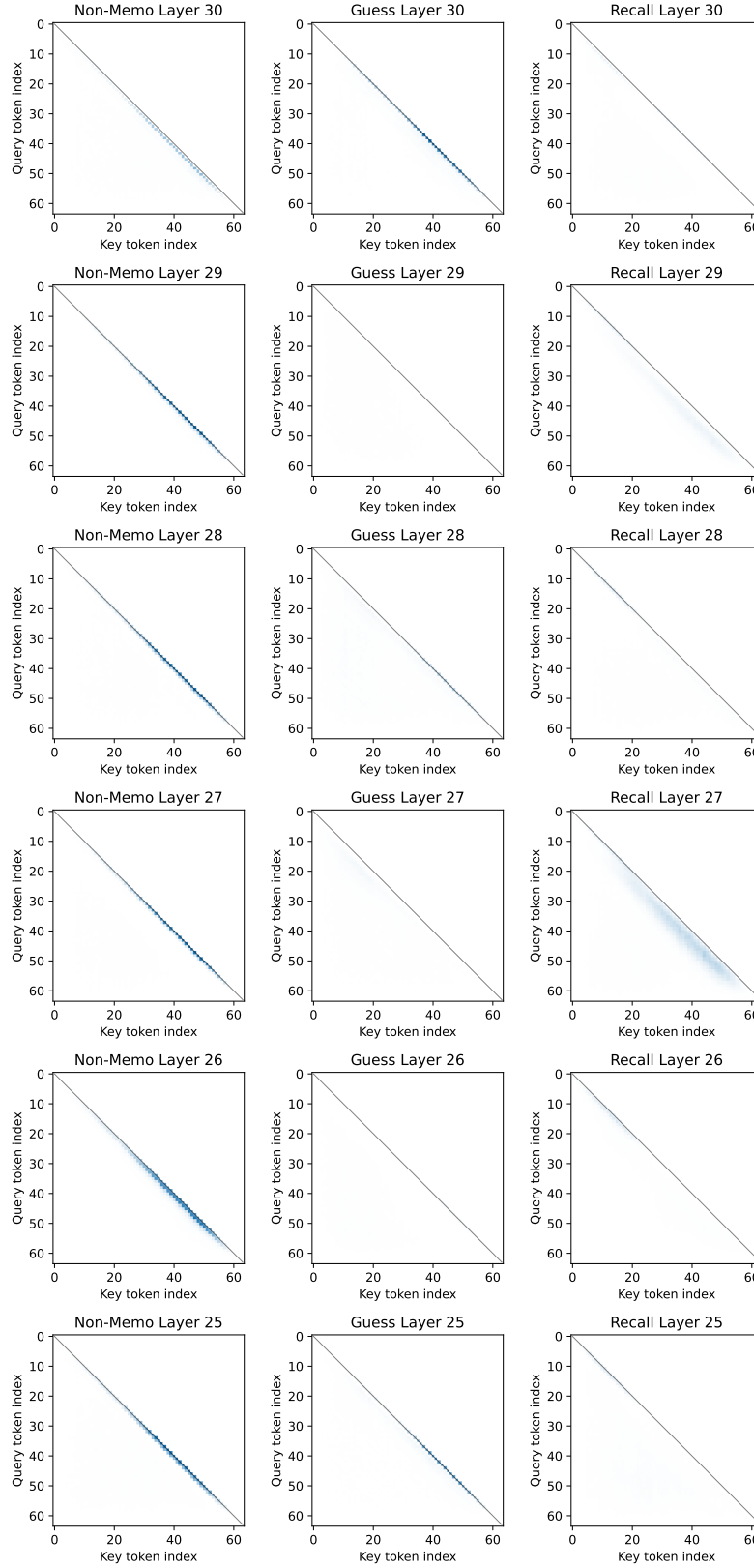


Figure 14: Visualizing  $\Delta_l[\text{Non-Memo}]$  and  $\Delta_l[\text{Guess}]$  and  $\Delta_l[\text{Recall}]$  for  $l \in \llbracket 25; 30 \rrbracket$ .



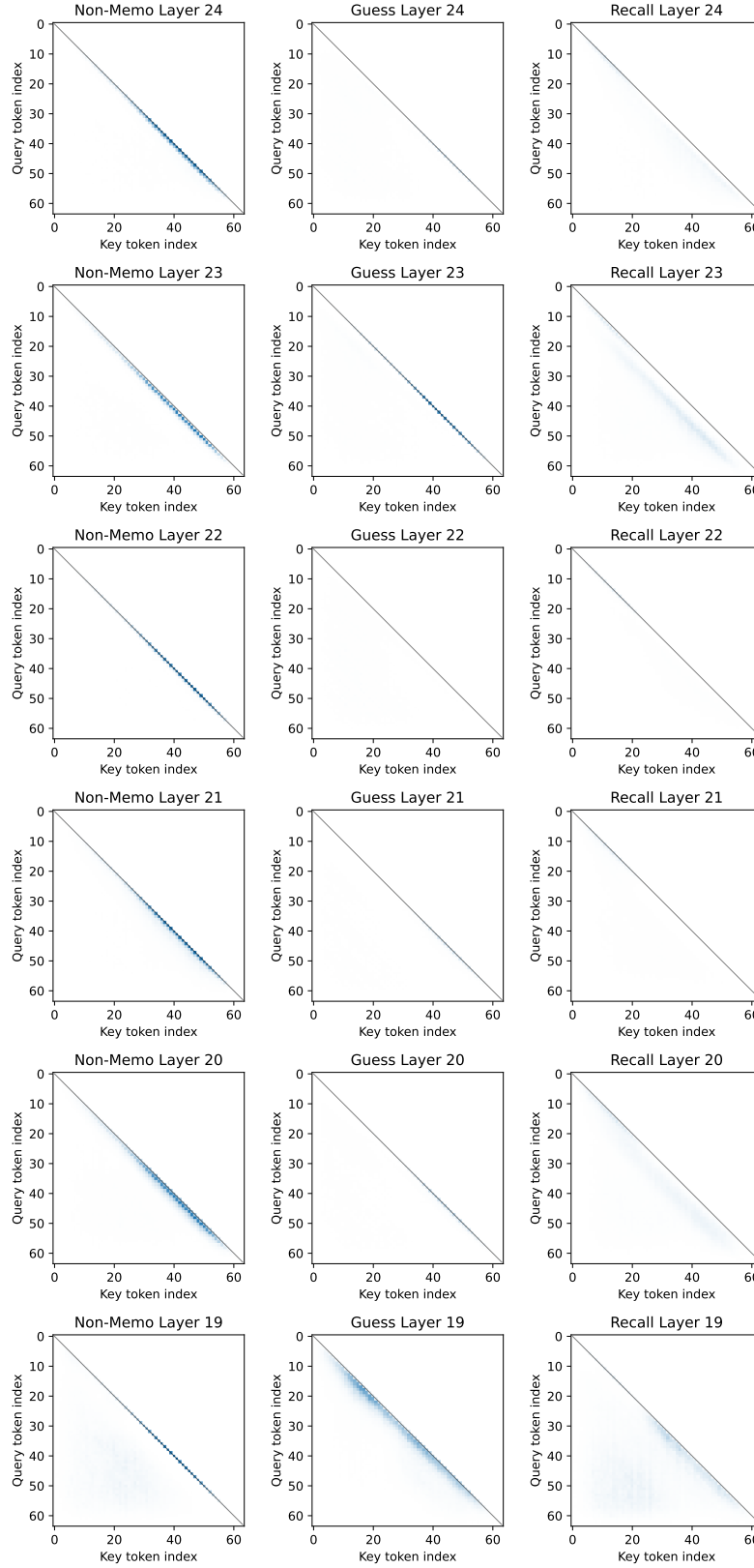


Figure 15: Visualizing  $\Delta_l[\text{Non-Memo}]$  and  $\Delta_l[\text{Guess}]$  and  $\Delta_l[\text{Recall}]$  for  $l \in \llbracket 19; 24 \rrbracket$ .

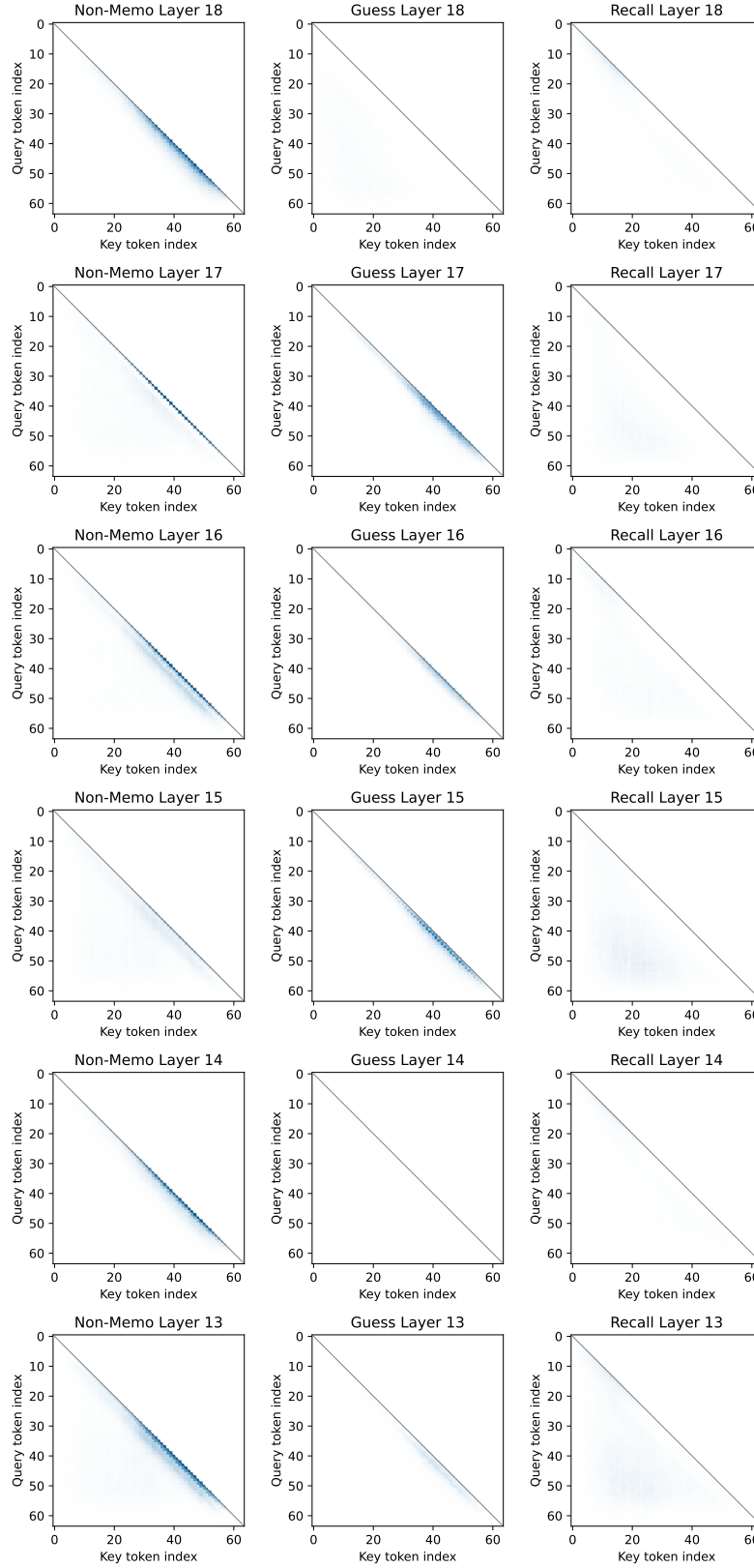


Figure 16: Visualizing  $\Delta_l[\text{Non-Memo}]$  and  $\Delta_l[\text{Guess}]$  and  $\Delta_l[\text{Recall}]$  for  $l \in [13; 18]$ .

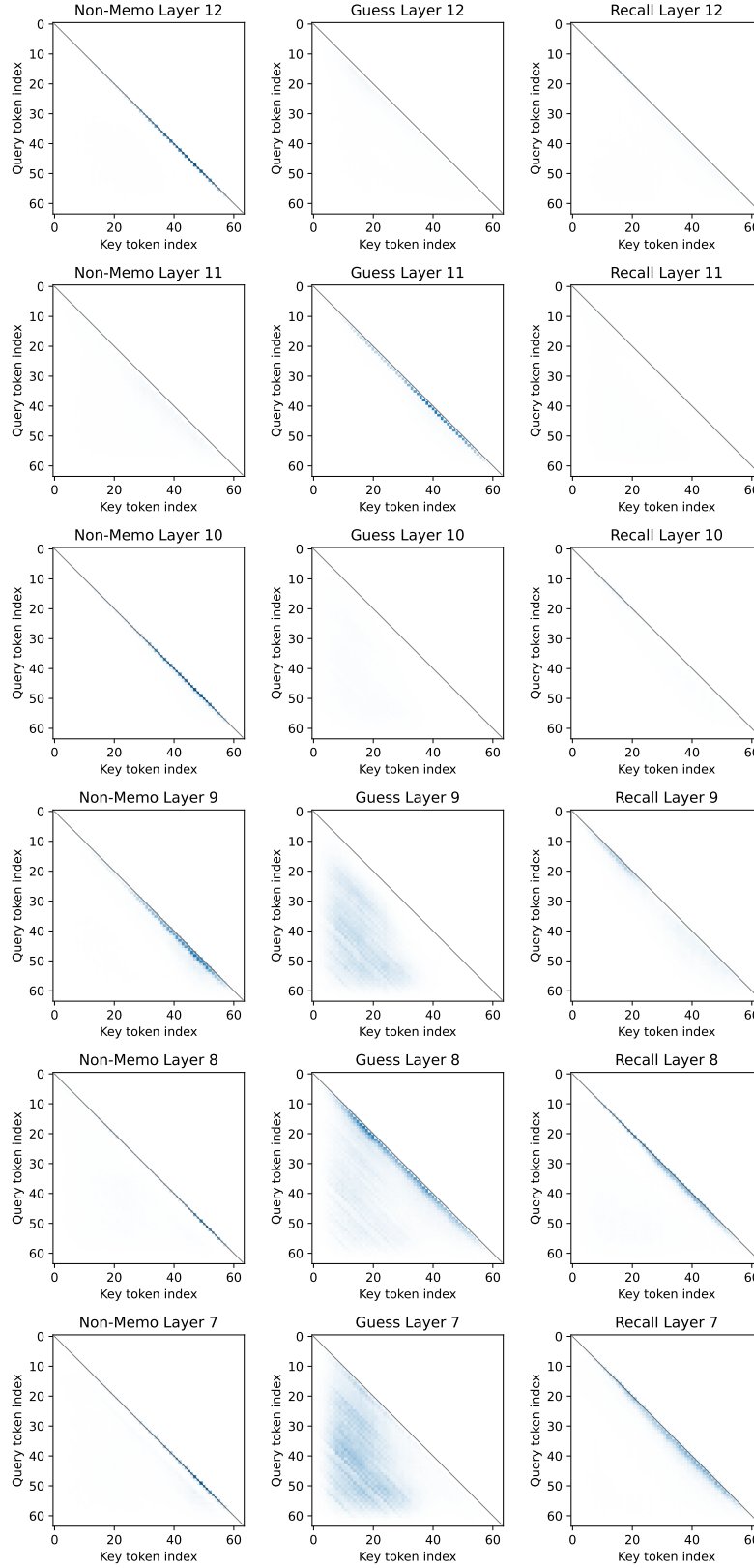


Figure 17: Visualizing  $\Delta_l[\text{Non-Memo}]$  and  $\Delta_l[\text{Guess}]$  and  $\Delta_l[\text{Recall}]$  for  $l \in \llbracket 7; 12 \rrbracket$ .

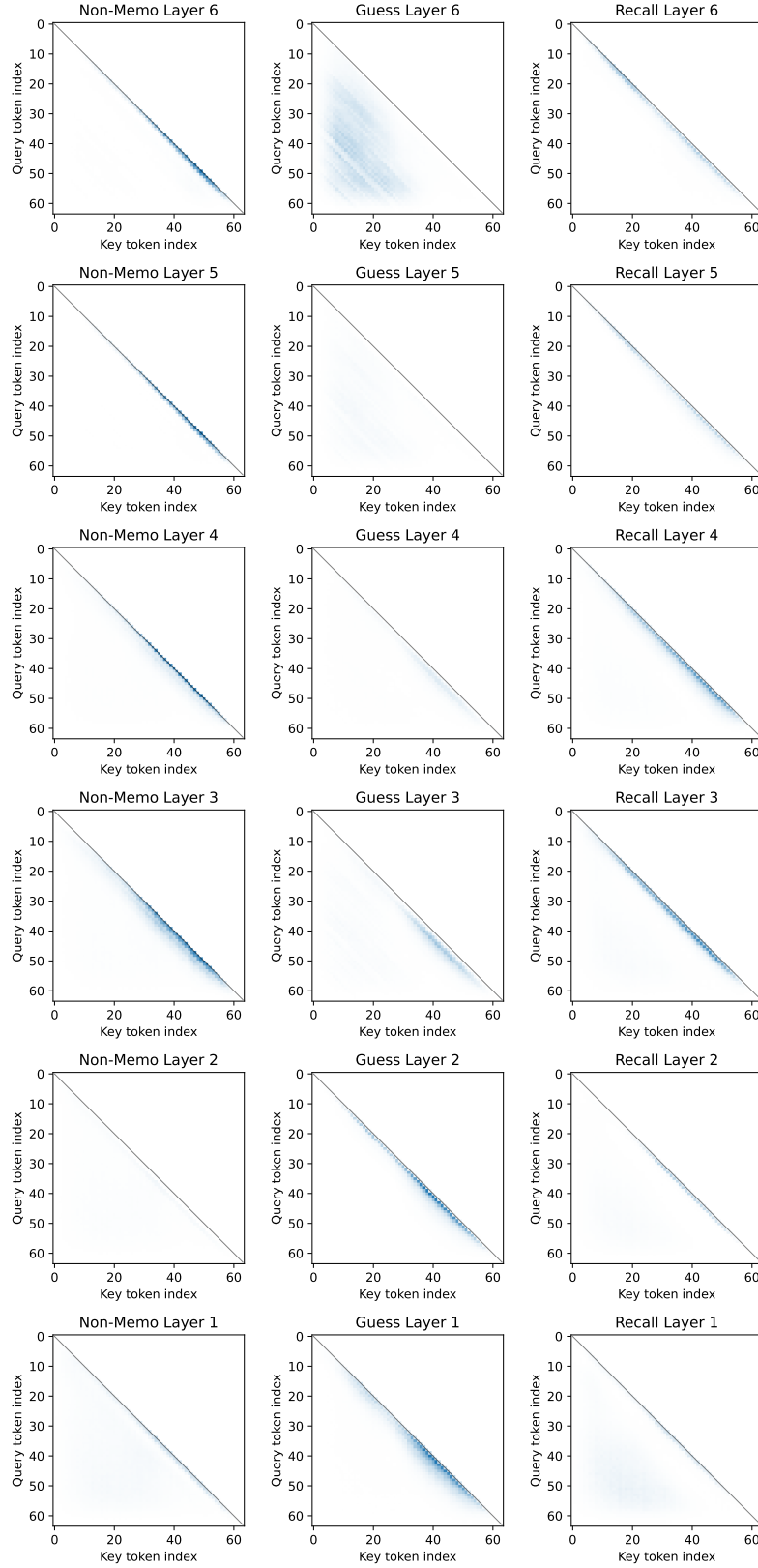


Figure 18: Visualizing  $\Delta_l[\text{Non-Memo}]$  and  $\Delta_l[\text{Guess}]$  and  $\Delta_l[\text{Recall}]$  for  $l \in \llbracket 1; 6 \rrbracket$ .