

CloudAnoAgent: Anomaly Detection for Cloud Sites via LLM Agent with Neuro-Symbolic Mechanism

Xinkai Zou¹ Xuan Jiang^{2*} Ruikai Huang³ Haoze He⁴ Parv Kapoor⁴ Jiahua Zhao²
¹UC San Diego ²Massachusetts Institute of Technology ³Georgia Institute of Technology
⁴Carnegie Mellon University
 x9zou@ucsd.edu, xuanj@mit.edu

Abstract

Anomaly detection in cloud sites remains a critical yet challenging task. Existing approaches that rely solely on metric data often suffer from high false positive rates (FPR) due to data imbalance between normal and anomalous events, leading to significant operational overhead for system reliance engineers. Recent advances in large language models (LLMs) offer new opportunities for integrating metrics with log data, enabling more accurate and interpretable anomaly detection. In this paper, we propose CloudAnoAgent, the first neuro-symbolic LLM-based agent for anomaly detection in cloud environments. CloudAnoAgent jointly processes structured metrics and textual log data in a unified pipeline, leveraging symbolic verification to validate detection hypotheses and generate structured anomaly reports. To support systematic evaluation, we introduce CloudAnoBench, the first benchmark that provides LLM-generated paired metrics and log data with fine-grained anomaly behavior annotations, filling a critical gap in existing datasets. Experimental results demonstrate that CloudAnoAgent improves anomaly classification accuracy by **46.36%** and **36.67%** on average and reduces the FPR by **36.67%** and **33.89%** on average over traditional baselines and LLM-only baseline, with a boost on anomaly type detection accuracy by **12.8%** compared to vanilla LLM prompting. These results demonstrate the strengths of our approach in improving detection accuracy, reducing false positives, and enhancing interpretability, thereby supporting practical deployment in enterprise cloud environments.

Introduction

Cloud anomaly detection is essential to ensure service reliability and performance in modern cloud platforms: even transient deviations—such as unexpected CPU spikes, network latency surges, or cascading microservice failures—can propagate rapidly, resulting in SLA violations, degraded user satisfaction, and significant financial losses (Li and Dang 2019; Chen et al. 2020). Despite extensive research, accurately identifying anomalies remains difficult due to the inherent complexity and scale of modern cloud infrastructures, characterized by massive, dynamic, and heterogeneous interactions among numerous distributed components (Nedelkoski, Cardoso, and Kao 2019; Mariani et al. 2018). The challenge stems from the structure

of contemporary cloud systems: they comprise highly dynamic topologies with thousands of distributed, interacting components (e.g. microservices, containers, VMs) that auto-scale, migrate, or terminate in response to workload changes and interference (e.g., “noisy neighbors”) (Zhang et al. 2024; Li et al. 2022). These environments generate vast streams of high-dimensional telemetry data, where traditional metric-only methods (e.g., thresholding, univariate statistics, clustering) struggle due to noise and the curse of dimensionality (Chen et al. 2024).

Most anomaly detection algorithms deployed on cloud servers are metrics-based. However, when metric data exhibits anomalous patterns due to benign operational events—such as a GPU usage spike triggered by the launch of a normal deep learning task—these methods tend to raise false alarms due to their inability to access the contextual log information behind the observed behavior (Barbhuiya et al. 2018; Kumari et al. 2024). Unfortunately, existing cloud anomaly detection datasets such as LO2 (Bakhtin et al. 2025) and Server Machine Dataset (SMD) (Su et al. 2019) lack log data that provides such behavioral context.

To address these limitations, we introduce CloudAnoAgent, the first LLM-based agent system for cloud anomaly detection. Traditional approaches are limited in their ability to interpret unstructured log data, which often contains critical temporal and behavioral context (Abdallah et al. 2024; Lou, Yang, and Yan 2019). CloudAnoAgent leverages the reasoning capabilities of LLMs to analyze contextual event logs, thereby reducing FPR. The system incorporates a Fast and Slow Detector that performs rapid anomaly localization using metric data, while conducting longer-term temporal analysis to verify anomaly persistence and uncover the underlying anomaly type and its root causal event. To further enhance robustness and interpretability, CloudAnoAgent is designed as a neuro-symbolic framework (Sun and Bookman 1994), in which a symbolic verifier—implemented via rule-based logic—validates detector outputs from a principled reasoning perspective, improving classification accuracy and anomaly type identification. Additionally, the framework includes a Report Agent that synthesizes intermediate outputs into structured anomaly reports for human consumption. By jointly modeling temporal dynamics, symbolic rules, and natural language explanations, CloudAnoAgent delivers strong performance in both anomaly detection

* Corresponding author.

and false positive reduction, while also providing rich interpretability beyond the capabilities of traditional methods.

Despite growing interest in cloud anomaly detection, there is no publicly available benchmark that pairs metrics with log text and includes clear anomaly annotations. To fill this gap, we introduce CloudAnoBench, a comprehensive benchmark designed to evaluate cloud anomaly detection systems under realistic conditions. CloudAnoBench comprises 49 real-world incident scenarios across 10 anomaly types and two difficulty levels. Given the high cost and complexity of inducing controlled anomalies in real production environments, we adopt an LLM-driven simulation approach to generate data that mirrors the structure and semantics of actual cloud infrastructure logs and metrics. CloudAnoBench includes both anomaly and normal cases, where the normal cases feature anomalous-looking metric patterns accompanied by log text that explains the underlying benign events. This makes CloudAnoBench particularly suitable for evaluating false positive rates in realistic scenarios. Experimental results show that traditional machine learning (ML) and rule-based methods suffer from high false positive rates on CloudAnoBench, while our proposed CloudAnoAgent effectively mitigates this issue by incorporating log context into the detection process. CloudAnoBench serves as a first-of-its-kind multimodal benchmark to facilitate future research on cloud anomaly detection with enhanced realism and interpretability. Our contributions can be summarized as follows:

- We present CloudAnoAgent, the first LLM-based agent system for cloud anomaly detection. By integrating Fast and Slow detection with a symbolic verifier, our framework processes multimodal inputs from both metrics and log texts. It performs causal reasoning to uncover the latent events behind anomalies, achieving strong performance in both accuracy and false positive rate, while offering interpretable diagnostics beyond traditional methods.
- We introduce CloudAnoBench, the first benchmark for cloud anomaly detection that jointly includes metrics data, log text, and difficulty annotations. It enables standardized evaluation of both our proposed system and future approaches under realistic conditions.
- Extensive empirical results on CloudAnoBench demonstrate that CloudAnoAgent significantly outperforms widely-used traditional ML and rule-based methods in terms of detection accuracy and robustness. Compared to LLM-only baselines, our approach delivers superior anomaly type identification and interpretability, showcasing its practicality and intelligent reasoning capacity in real-world scenarios.

Related Work

Anomaly detection is the process of identifying and extracting unexpected behaviors and patterns from the data (Chandola, Banerjee, and Kumar 2009). Both ML-based and non-ML-based techniques have been developed to tackle this problem (Nassif et al. 2021). Most non-ML-based techniques are based on statistical, information-theoretic and

spectral methods. In the past decade, ML, especially deep learning (DL) has become a prevalent approach to anomaly detection, particularly due to its effectiveness with unsupervised data (Kwon et al. 2019). More recently, LLMs have emerged as a new tool for anomaly detection. They have been applied in various scenarios, e.g., logical anomaly detection (Zhang et al. 2025) and network intrusion detection (Yang et al. 2024).

As cloud systems continue to evolve and grow rapidly, detecting anomalies has become critical to ensure cloud stability and reliability. To address this challenge, researchers have proposed various techniques to monitor, analyze, and further report anomalous behaviors in cloud systems. (Islam et al. 2021) presented an automated monitoring system using DNNs to detect anomalies in large-scale cloud systems in near-real-time. However, this work is designed and implemented specifically for IBM’s cloud platform and is highly integrated into IBM’s DevOps workflow. ADSketch (Chen et al. 2022), a performance anomaly detection approach based on adaptive pattern learning, can detect anomalies in both industrial and public datasets. However, to apply this technique, users need to first feed normal and anomalous time series to train the detector, which requires data preprocessing and human efforts and thus limits its adaptability in deployment in new cloud environments. DeepLog (Du et al. 2017) is a log-based anomaly detection technique using Long-Short-Term Memory (LSTM) to model system logs as natural language sequences. This approach, despite achieving better generalizability, still depends on a training dataset to bootstrap. A similar log-based approach, LogRobust (Zhang et al. 2019), performs semantic vectorization to extract semantic information and transform them into semantic vectors before applying LSTM, and hence showed better robustness against data instability. LogAnomaly (Meng et al. 2019), also log-based and using LSTM, used a new semantic representation for log events, which captures meaningful templates in logs, and thereby can detect both sequential and quantitative log anomalies. Both of these approaches require a training dataset to first perform offline learning.

MonitorAssistant (Yu et al. 2024) pioneered the application of an LLM in monitoring cloud systems. Its LLM can automatically select and configure time-series anomaly detection models. In contrast, CloudAnoAgent differs in that it analyzes both server metrics and log data together, significantly enhancing its effectiveness and robustness in practical, real-world cloud environments.

CloudAnoAgent

In this work, we propose **CloudAnoAgent** (Fig. 1), a neuro-symbolic agent-based framework for cloud anomaly detection. **Our main innovation lies in proposing a novel context engineering framework specifically for cloud anomaly detection.** Specifically, Our framework is comprised of two main modules: *Fast and Slow detector* and *Symbolic Verifier*. Fast and Slow detector is responsible for identifying anomalies in real time while generating hypotheses about their origin. Then, the detector’s outputs are passed to the *Symbolic Verifier* module for validation

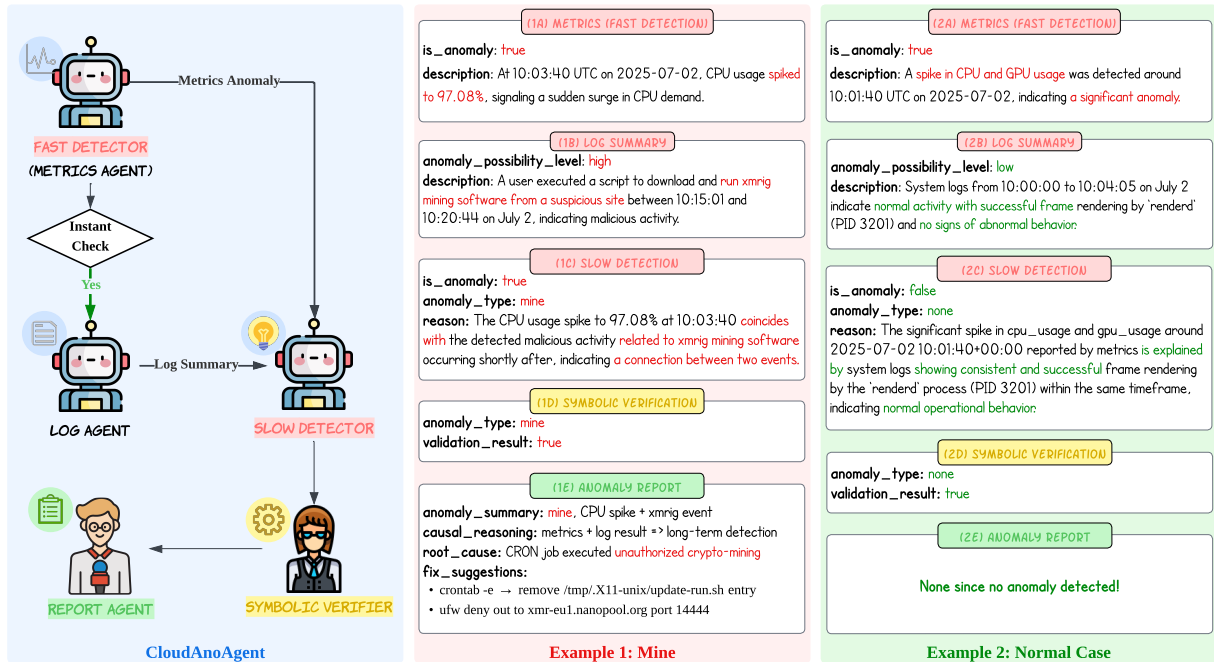


Figure 1: Overview of CloudAnoAgent. It has different detection pipelines (on the left) for an anomaly case (Example 1 in the middle) and a normal case (Example 2 on the right).

via rigorous rule-based symbolic techniques. This validation also helps to refine the hypotheses for the detector, effectively creating a feedback loop between the two modules. This hybrid approach significantly enhances detection precision and reduces false positives. Finally, the system outputs structured anomaly reports for Site Reliability Engineers (SREs), providing rich causal explanations and actionable insights—capabilities that are beyond the reach of traditional methods.

These modules jointly leverage two modalities: structured *metrics data* (real-time numerical signals automatically collected from system monitors, e.g., CPU utilization, memory usage, network I/O) and unstructured *log data* (e.g., service events, configuration changes, job status), which are typically generated by operating systems, middleware, or user-level applications. By processing these complementary data sources within a unified framework, CloudAnoAgent enables more accurate and explainable anomaly detection in complex cloud environments.

In the rest of the section, we first discuss the LLM agent-based *Fast and Slow Detection* module. Then, we discuss the symbolic verifier module composed of rule-based modules and statistical validators. Finally, we discuss the anomaly report generation to aid interpretability.

Fast and Slow Detection

To capture both short-term anomalies (e.g., sudden spikes or drops in metrics) and context-dependent anomalies (e.g., metric deviations explainable only through associated events in logs), CloudAnoAgent adopts a *Fast and Slow Detection* mechanism. This dual-phase strategy enables (1) *re-*

sponsiveness, by performing real-time detection of abrupt anomalous signals, and (2) *interpretability*, by uncovering underlying causes and temporally extended anomaly patterns through deeper log reasoning. Both Fast and Slow Detection are performed by LLM-based agents, yet they diverge in terms of their invocation timing, agent composition, and, most importantly, the design of their respective context engineering workflows.

Fast Detection is performed by a dedicated *metrics agent*, designed to continuously monitor real-time system signals such as CPU, GPU, memory usage, disk I/O, and network throughput. Within a fixed-length sliding time window, this agent identifies potential anomalies by analyzing temporal patterns exhibited by each metric. Specifically, we categorize anomalies into five canonical types—(1) *Spike* (sudden sharp increase), (2) *Dip* (sudden sharp decrease), (3) *Gradual Increase* (slow and steady rise), (4) *Gradual Decrease* (slow and steady fall), and (5) *Fluctuation* (repeated high-variance oscillation)—which are consolidated from prior literature on time-series anomaly detection (Wang et al. 2025; Zamanzadeh Darban et al. 2024). The metrics agent outputs a structured report containing whether an anomaly was detected, the affected metric(s), and the corresponding anomaly pattern type.

Slow Detection is triggered in an event-driven manner upon anomaly signals raised by the metrics agent. Prior studies have shown that metric-based methods often suffer from high false positive rates in real-world cloud systems due to the lack of contextual information (Barbhuiya et al. 2018; Kumari et al. 2024). To address this, our approach complements time-series signals with log-based reasoning to deter-

mine whether the detected anomaly reflects a truly abnormal event or a benign fluctuation. Beyond binary validation, this phase also identifies the likely root cause and higher-level anomaly event behind the observed metric deviations in the term of **anomaly type**.

Specifically, a *log agent* processes log entries that are temporally aligned with the anomalous window, extracting the semantic meaning of system behaviors and assigning a categorical anomaly possibility level (i.e., low, medium, or high). These outputs are fed into the *final decision-maker*, which integrates both metric and log perspectives to perform joint anomaly verification and fine-grained classification. It determines whether the anomaly is valid and, if so, outputs the corresponding anomaly type (e.g., crypto-mining, out-of-memory) along with a natural language explanation. This completes the end-to-end reasoning cycle in CloudAnoAgent’s Fast and Slow Detection architecture.

Symbolic Verifier

While the Fast and Slow Detection modules serve as the neural backbone of our multi-agent system, the *symbolic verifier* anchors its symbolic layer—enhancing both reliability and interpretability. Despite the improved performance of our Fast and Slow Detectors over both traditional machine learning methods and LLM-only baselines in terms of accuracy and false positive reduction, the inherent stochasticity of LLM outputs raises concerns about reliability. To address this, we introduce a symbolic verifier that not only validates the detector’s decisions but also helps the system reflect and refine them when inconsistencies arise.

Algorithm 1: Symbolic Verification and Critic Loop

```

Input: Detector output  $(a, t)$ , log text  $L$ , metrics  $M$ 
Output: Final decision on anomaly and type
if detector declares anomaly  $a$  with type  $t$  then
  if  $\text{VerifyMetric}(M, t)$  and  $\text{VerifyLog}(L, t)$  then
    return Accept( $a, t$ );
  end
  else
    Final decision-maker retests based on failed answers;
  end
end
else
  foreach type  $t$  in anomaly type list do
    if  $\text{VerifyMetric}(M, t)$  and  $\text{VerifyLog}(L, t)$  then
      Final decision-maker retests based on failed answers;
    end
  end
end
return Consistent or abstain after max attempts;

```

Specifically, for each predefined anomaly type (e.g., crypto-mining, out-of-memory), the verifier contains: (1) a metric rule checker that verifies whether observed metric

patterns (e.g., thresholds, averages, temporal volatility) align with expected signatures; and (2) a log pattern matcher that uses regex-based keyword detection to identify semantically consistent events. The verification loop continues until convergence or a maximum retry limit. Algorithm 1 outlines the steps performed by the symbolic verifier.

Interpretability and Report Generation

CloudAnoAgent demonstrates strong interpretability in the task of anomaly detection for cloud sites. By leveraging the *Fast and Slow Detection* mechanism, it not only identifies anomalous patterns in both metrics and logs but also performs causal reasoning to infer the underlying anomaly event responsible for the observed symptoms. This allows CloudAnoAgent to reason about anomalies in a manner similar to human SREs, articulating both what happened and why it happened.

To assist SREs in quickly diagnosing and mitigating anomalies, CloudAnoAgent integrates a dedicated *report agent* that consolidates the outputs from the detector and the symbolic verifier into a structured and interpretable anomaly report. Each report includes a summary of the anomaly, the causal reasoning process, inferred root causes, and prioritized suggestions for remediation. Unlike conventional detection pipelines that raise unexplained alerts with limited context, CloudAnoAgent produces comprehensive, human-readable explanations that enhance debugging efficiency and significantly reduce cognitive load for operators.

CloudAnoBench

While several existing datasets in the cloud anomaly detection domain have been collected from production cloud environments, they often suffer from two critical limitations: the lack of precise anomaly annotations and the absence of synchronized multi-modal data (i.e., aligned time-series metrics and log texts). To bridge this gap, we introduce CloudAnoBench, a comprehensive benchmark designed for evaluating cloud anomaly detection systems under realistic and challenging conditions.

CloudAnoBench consists of 49 manually curated cases spanning 10 representative anomaly types, including *mine*, *oom*, *gpu hijack*, *port scan*, *icmp flood dos*, *dns amplification*, *data exfiltration*, *arp spoofing*, *log storm*, and *log growth anomaly*. Table 1 illustrates the typical metrics and log behaviors of these types. Each case comprises both time-series *metrics data* and corresponding terminal-style *log data*, offering a multi-modal and temporally aligned view of system behaviors. Notably, CloudAnoBench includes not only anomaly cases triggered by genuine system faults but also deceptive normal cases where anomalous-looking metric patterns are explained by benign log events. These nuanced scenarios closely simulate real-world conditions, where misleading signals often result in false positives for traditional detectors. By providing such challenging and diverse settings, CloudAnoBench enables rigorous evaluation of anomaly detection systems like CloudAnoAgent and reveals the limitations of existing approaches that perform well on synthetic benchmarks but fail to generalize in pro-

duction environments. Moreover, it serves as a valuable resource for advancing future research in neuro-symbolic and multi-modal anomaly detection.

Anomaly Type	Description (Metrics + Log)
mine	CPU spike + xmrig download and execution via CRON script
oom	Memory gradual rise + GC failure + OOM kill logs
gpu_hijack	GPU spike + deep learning job run from unknown container
port_scan	Net fluctuation + repeated port connection attempts in log
icmp_flood_dos	Net in spike + ICMP echo request bursts in logs
dns_amplification	Net out spike + excessive DNS query logs to open resolvers
data_exfiltration	Net out gradual increase + outbound scp/curl in log
arp_spoofing	Intermittent net instability + ARP reply storm in log
log_storm	Disk I/O spike + burst of crawler logs from unknown IPs
log_growth_anomaly	Gradual disk growth + large scheduled backup writes

Table 1: Anomaly types in CloudAnoBench and their descriptions regarding metrics and log.

Dataset Details

CloudAnoBench contains a total of 49 cases, including 19 labeled anomaly cases and 30 labeled normal cases. Each case reflects a real-world incident observable through both metrics and logs.

Metrics Data. Each case includes multivariate time-series data of typical system-level metrics, including CPU, GPU, memory usage, disk I/O, and network throughput. These data are collected over a fixed time window using automated `top`-based scripts and simulate five canonical anomaly patterns: (1) *Spike* (sudden sharp increase), (2) *Dip* (sudden sharp decrease), (3) *Gradual Increase*, (4) *Gradual Decrease*, and (5) *Fluctuation* (high-variance oscillations). To simulate real operational noise, values are sampled using constrained randomization within realistic anomaly-specific ranges.

Log Data. For each metrics sequence, we generate temporally aligned log sequences using LLMs to simulate realistic terminal outputs. The logs reflect events such as job execution, configuration changes, or user operations, but deliberately exclude metric descriptions (e.g., “CPU over 70%”) to maintain separation between modalities. Moreover, each log file is mixed with unrelated benign log entries (e.g., SSH logins, scheduled task suspensions) to simulate real-world diagnostic noise, making anomaly attribution more challenging.

Difficulty Levels. To enable fine-grained evaluation and curriculum-style testing, CloudAnoBench includes both *easy* and *difficult* cases. While simple cases involve short time windows, single-metric anomalies, and concise log traces, difficult cases span longer durations, involve multiple anomalous metrics, and include significant amounts of distracting log content. This design allows the benchmark to stress-test anomaly detection systems under varying levels of complexity and noise, better reflecting production-level challenges.

Experiments

In this section, we conduct extensive experiments to answer the following research questions:

- **RQ1:** Can CloudAnoAgent outperform existing baseline methods in detecting anomalies in cloud environments?
- **RQ2:** How does symbolic verifier of CloudAnoAgent contribute to its overall performance?
- **RQ3:** To what extent does CloudAnoAgent improve the interpretability of anomaly detection results?
- **RQ4:** What is the effect of different LLMs on the detection and explanation quality of CloudAnoAgent?

Experimental Setting

Dataset All experiments were conducted on our proposed benchmark, CloudAnoBench, which was specifically constructed for cloud anomaly detection.

Baseline

- **RuleEnsemble Anomaly Detection (RuleEnsembleAD)** combines handcrafted time-series features with rule-based ensemble reasoning. It extracts rich statistical descriptors—such as variation, skewness, trend, and volatility—from each metric and applies interpretable detection rules across multiple dimensions. An adaptive voting scheme adjusts thresholds based on the number of metrics.
- **Traditional Machine Learning Algorithm:** We include several traditional machine learning baselines for comparison, including tree-based models such as *Isolation Forest*, *Decision Tree*, and *Logistic Regression*, unsupervised clustering methods like *K-Means* and *Rarity Model*, as well as the *OOV Detector* which flags rare or unseen log tokens. These methods rely on fixed statistical patterns or token rarity assumptions and offer fast, lightweight detection.
- **LLMs Baseline:** To highlight the effectiveness of CloudAnoAgent’s system design from the capability of LLMs, we introduce a simple LLM baseline. In this setting, we directly feed both the metrics data and corresponding log text into the LLM, and prompt it to make a binary anomaly decision along with a categorical anomaly type prediction, without any agent decomposition or symbolic verification.

Evaluation Metrics In this paper, we employ two primary metrics to evaluate the accuracy and interpretability of anomaly detection methods. The first is *anomaly classification accuracy (ACA)*, which measures whether a given

case is correctly identified as an anomaly or a normal instance. This metric reflects both the overall detection performance and the false positive rate, particularly on normal cases. The second is *anomaly type classification accuracy (ATCA)*, which evaluates whether the predicted anomaly type matches the ground-truth label. While the first metric captures the detection capability, the second serves as a proxy for evaluating interpretability, i.e., whether the model can not only detect the anomaly but also provide a correct and meaningful explanation. We report both metrics to compare CloudAnoAgent against conventional baselines and LLM-based detectors.

Implementation For both CloudAnoAgent and the LLM Baseline, we accessed LLMs via API calls using the default inference parameters provided by each vendor. To reduce variance introduced by stochastic generation, we repeated every evaluation step three times per LLM and reported the average results. All experiments were conducted on a computing cluster equipped with two NVIDIA A100 GPUs.

Findings

RQ1: Overall Detection Accuracy Comparison Due to the inherent limitations of RuleEnsembleAD and traditional machine learning methods—namely, their inability to incorporate log text or produce natural language outputs—we restrict our comparison to the ACA metric when evaluating against these baselines. Results in Table 2 show that traditional baselines tend to perform well on either anomaly or normal cases, but rarely both. While the LLM baseline achieves performance comparable to CloudAnoAgent on anomaly cases, it suffers from significantly lower accuracy on normal cases, resulting in a high false positive rate. CloudAnoAgent demonstrates strong overall performance, improving overall ACA by **46.36%** over traditional baselines and by **36.67%** over the LLM baseline at average. In terms of false positive rate, CloudAnoAgent reduces it by **36.67%** and **33.89%** at average, respectively, highlighting its effectiveness in minimizing unnecessary alerts. CloudAnoAgent showcases robust performance across both anomaly and normal scenarios, achieving high overall accuracy while effectively reducing false alarms.

RQ2: Symbolic Verifier Ablation Study To evaluate the effectiveness of the neuro-symbolic mechanism in CloudAnoAgent, we conduct ablation experiments by removing the symbolic verifier across different model configurations and difficulty levels. As shown in Table 2, while CloudAnoAgent without symbolic verification already outperforms most traditional and LLM-based baselines, integrating the symbolic verifier—along with the reflective feedback loop—further improves the overall detection accuracy. Experimental results show that incorporating the symbolic verifier into CloudAnoAgent reduces the false positive rate by **17.04%**, improves anomaly type classification accuracy by **4.97%**, and increases the overall ACA by **10.65%**, demonstrating the effectiveness of the neuro-symbolic mechanism. These findings demonstrate that symbolic reasoning plays a critical role in refining the agent’s

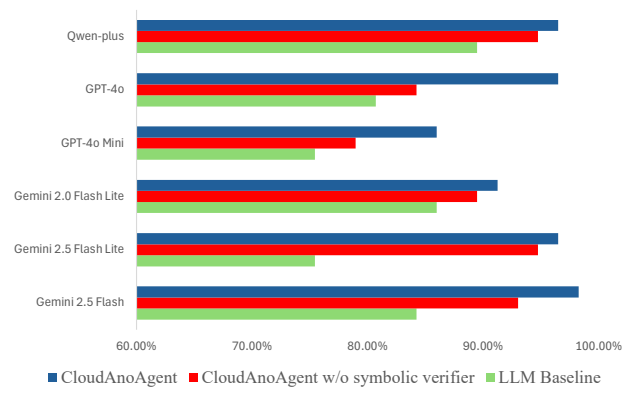


Figure 2: Comparison of anomaly type classification accuracy (ATCA) of CloudAnoAgent (with and without the symbolic verifier) and LLM Baselines.

decision-making process and improving both interpretability and robustness in cloud anomaly detection.

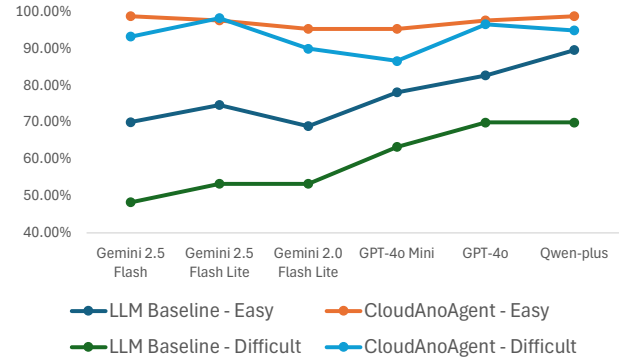


Figure 3: Anomaly type classification accuracy (ATCA) of CloudAnoAgent and LLM baselines across LLMs. CloudAnoAgent consistently outperforms LLM baselines across all LLMs, especially on difficult-level cases.

RQ3: Explanation Quality and Interpretability To evaluate the interpretability of our approach—specifically its ability to uncover the underlying causal events behind anomalies—we assess the performance of CloudAnoAgent in anomaly type classification, which serves as a proxy for reasoning depth. Since traditional anomaly detection methods are not designed to produce structured explanations or infer fine-grained anomaly types, we compare against an LLM-only baseline. As shown in Figure 3, CloudAnoAgent consistently outperforms the LLM baseline across all evaluation settings. The improvement is particularly pronounced under difficult-level cases, where CloudAnoAgent achieves a **27.78%** gain in Anomaly Classification Accuracy (ACA) and a **33.61%** gain in Anomaly Type Classification Accuracy (ATCA). These results highlight the interpretability advantage enabled by our integration of structured detection, causal reasoning, and neuro-symbolic verification. Full ex-

Setting	Model	Anomaly Cases	Normal Cases	Easy Level	Difficult Level	Total
Traditional Baseline	RuleEnsembleAD	100.00	35.00	86.67	52.63	73.47
	IsolationForest	0.00	100.00	33.33	52.63	40.82
	KMeans	100.00	0.00	66.67	47.37	59.18
	RarityModel	100.00	0.00	66.67	47.37	59.18
	OOV Detector	13.79	85.00	46.67	36.84	42.86
	DecisionTree	0.00	100.00	33.33	52.63	40.82
	LogisticRegression	0.00	100.00	33.33	52.63	40.82
LLM Baseline	Gemini 2.5 Flash	100.00	46.67	74.71	56.67	67.35
	Gemini 2.5 Flash Lite	96.49	60.00	78.16	68.33	74.15
	Gemini 2.0 Flash Lite	94.74	47.78	71.26	58.33	65.99
	GPT-4o Mini	98.25	70.00	81.61	80.00	80.95
	GPT-4o	98.25	75.56	86.21	81.67	84.35
	Qwen Plus	91.23	76.67	89.66	71.67	82.31
CloudAnoAgent w/o and with symbolic verifier	Gemini 2.5 Flash	100.00/100.00	74.47/95.56	88.52/ 98.85	78.35/95.00	84.37/97.28
	Gemini 2.5 Flash Lite	98.26/98.25	76.67/98.89	91.97/97.70	75.00/ 100.00	85.04/ 98.64
	Gemini 2.0 Flash Lite	98.26/96.49	72.20/94.44	87.34/95.40	75.00/95.00	82.31/95.24
	GPT-4o Mini	98.26/98.25	81.13/95.56	90.83/95.40	83.35/98.33	87.78/96.60
	GPT-4o	98.26/100.00	88.87/97.78	94.24/ 98.85	90.00/98.33	92.51/ 98.64
	Qwen Plus	94.74/98.25	84.47/97.78	94.28/ 98.85	80.00/96.67	88.45/97.96

Table 2: Anomaly classification accuracy (ACA) of traditional baselines, LLM baselines and CloudAnoAgent. For CloudAnoAgent, each cell shows the score without/with symbolic verifier. ACA on normal cases reflects the model’s capability to reduce false positives.

Setting	Model	Anomaly Cases		Normal Cases		Easy Level		Difficulty Level		Total	
LLM Baseline	Gemini 2.5 Flash	84.21		46.67		70.11		48.33		61.22	
	Gemini 2.5 Flash Lite	75.44		60.00		74.71		53.33		65.99	
	Gemini 2.0 Flash Lite	85.96		47.78		68.97		53.33		62.59	
	GPT-4o Mini	75.44		70.00		78.16		63.33		72.11	
	GPT-4o	80.70		75.56		82.76		70.00		77.55	
	Qwen Plus	89.47		76.67		89.66		70.00		81.63	
CloudAnoAgent w/o and with symbolic verifier		w/o	w	w/o	w	w/o	w	w/o	w	w/o	w
	Gemini 2.5 Flash	93.00	98.25	74.47	95.56	87.38	98.85	73.35	93.33	81.65	96.60
	Gemini 2.5 Flash Lite	94.74	96.49	76.67	98.89	89.66	97.70	75.00	98.33	83.67	97.96
	Gemini 2.0 Flash Lite	89.47	91.23	72.20	94.44	85.03	95.40	70.00	90.00	78.90	93.20
	GPT-4o Mini	78.95	85.96	81.13	95.56	89.66	95.40	66.70	86.67	80.29	91.84
	GPT-4o	84.21	96.49	88.87	97.78	91.93	97.70	80.00	96.67	87.06	97.28
	Qwen Plus	94.74	96.49	84.47	97.78	94.28	98.85	80.00	95.00	88.45	97.28

Table 3: Anomaly type classification accuracy (ATCA) of LLM baselines and CloudAnoAgent. Each CloudAnoAgent row shows the scores without and with the symbolic verifier.

perimental results are provided in the technical supplement.

RQ4: Effect of LLM Selection In this experiment, we evaluate the impact of different LLM backbones on both CloudAnoAgent and the LLM-only baseline. According to Table 2 and Table 3, while we observe some variance in detection accuracy and anomaly type classification across different LLMs, CloudAnoAgent consistently outperforms the LLM baseline under all settings. Notably, even when using the same underlying LLM, CloudAnoAgent achieves significant improvements on both overall anomaly detection and anomaly type identification, demonstrating the effectiveness of our agent architecture and neuro-symbolic enhancements in leveraging LLMs more reliably and interpretably.

Conclusion

This paper presents CloudAnoAgent, the first agent-based system for anomaly detection in cloud environments that

integrates a neuro-symbolic mechanism to jointly process multimodal inputs from both metrics and log data, and generate structured anomaly reports. We also introduce CloudAnoBench, the first benchmark dataset that combines aligned metrics and log text data with fine-grained anomaly annotations, addressing critical gaps in existing datasets that lack annotated anomalies or log context. Extensive experiments on CloudAnoBench demonstrate that CloudAnoAgent significantly outperforms traditional and LLM-based baselines in both anomaly case and anomaly type identification, while substantially reducing false positive rates. Moreover, it offers strong interpretability by uncovering underlying causal events behind anomalies. Together, these contributions advance the development of intelligent and explainable anomaly detection systems for cloud infrastructure.

References

- Abdallah, A. M.; Saif Rashed Obaid Alkaabi, A.; Bark Nasser Douman Alameri, G.; Rafique, S. H.; Musa, N. S.; and Murugan, T. 2024. Cloud Network Anomaly Detection Using Machine and Deep Learning Techniques—Recent Research Advancements. *IEEE Access*, 12: 56749–56773.
- Bakhtin, A.; Nyssölä, J.; Wang, Y.; Ahmad, N.; Ping, K.; Esposito, M.; Mäntylä, M.; and Taibi, D. 2025. LO2: Microservice API Anomaly Dataset of Logs and Metrics. In *Proceedings of the 21st International Conference on Predictive Models and Data Analytics in Software Engineering*, 1–10.
- Barbhuiya, S.; Papazachos, Z. C.; Kilpatrick, P.; and Nikolopoulos, D. S. 2018. RADS: Real-time Anomaly Detection System for Cloud Data Centres. *ArXiv*, abs/1811.04481.
- Chandola, V.; Banerjee, A.; and Kumar, V. 2009. Anomaly detection: A survey. *ACM Comput. Surv.*, 41(3).
- Chen, H.; Chen, P.; Wang, B.; Yu, X.; Chen, X.; Ma, D.; and Zheng, Z. 2024. Graph neural network based robust anomaly detection at service level in SDN driven microservice system. *Computer Networks*, 239: 110135.
- Chen, H.; Yu, G.; Liu, F.; Cai, Z.; Liu, A.; Chen, S.; Huang, H.; and Cheang, C. F. 2020. Unsupervised Anomaly Detection via DBSCAN for KPIs Jitters in Network Managements. *Computers, Materials & Continua*, 62(2): 917–927.
- Chen, Z.; Liu, J.; Su, Y.; Zhang, H.; Ling, X.; Yang, Y.; and Lyu, M. R. 2022. Adaptive performance anomaly detection for online service systems via pattern sketching. In *Proceedings of the 44th International Conference on Software Engineering*, ICSE '22, 61–72. New York, NY, USA: Association for Computing Machinery. ISBN 9781450392211.
- Du, M.; Li, F.; Zheng, G.; and Srikumar, V. 2017. DeepLog: Anomaly Detection and Diagnosis from System Logs through Deep Learning. In *Proceedings of the 2017 ACM SIGSAC Conference on Computer and Communications Security*, CCS '17, 1285–1298. New York, NY, USA: Association for Computing Machinery. ISBN 9781450349468.
- Islam, M. S.; Pourmajidi, W.; Zhang, L.; Steinbacher, J.; Erwin, T.; and Miransky, A. 2021. Anomaly Detection in a Large-Scale Cloud Platform. In *2021 IEEE/ACM 43rd International Conference on Software Engineering: Software Engineering in Practice (ICSE-SEIP)*, 150–159.
- Kumari, S.; Prabha, C.; Karim, A.; Hassan, M. M.; Azam, S.; and Zhu, P. 2024. A Comprehensive Investigation of Anomaly Detection Methods in Deep Learning and Machine Learning: 2019–2023. *IET Information Security*, 2024.
- Kwon, D.; Kim, H.; Kim, J.; Suh, S. C.; Kim, I.; and Kim, K. J. 2019. A survey of deep learning-based network anomaly detection. *Cluster Computing*, 22(1): 949–961.
- Li, B.; Peng, X.; Xiang, Q.; Wang, H.; Xie, T.; Sun, J.; and Liu, X. 2022. Enjoy your observability: an industrial survey of microservice tracing and analysis. *Empirical Softw. Engg.*, 27(1).
- Li, Z.; and Dang, Y. 2019. AIOps: Challenges and Experiences in Azure. In *USENIX Workshop on Operability, Monitoring and Logging (OpML)*. Santa Clara, CA: USENIX Association.
- Lou, P.; Yang, Y.; and Yan, J. 2019. An Anomaly Detection Method for Cloud Service Platform. In *Proceedings of the 2019 4th International Conference on Machine Learning Technologies*, ICMLT '19, 70–75. New York, NY, USA: Association for Computing Machinery. ISBN 9781450363235.
- Mariani, L.; Monni, C.; Pezzé, M.; Riganelli, O.; and Xin, R. 2018. Localizing faults in cloud systems. In *2018 IEEE 11th International Conference on Software Testing, Verification and Validation (ICST)*, 262–273. IEEE.
- Meng, W.; Liu, Y.; Zhu, Y.; Zhang, S.; Pei, D.; Liu, Y.; Chen, Y.; Zhang, R.; Tao, S.; Sun, P.; and Zhou, R. 2019. LogAnomaly: Unsupervised Detection of Sequential and Quantitative Anomalies in Unstructured Logs. In *Proceedings of the Twenty-Eighth International Joint Conference on Artificial Intelligence*, IJCAI-19, 4739–4745. International Joint Conferences on Artificial Intelligence Organization.
- Nassif, A. B.; Talib, M. A.; Nasir, Q.; and Dakalbab, F. M. 2021. Machine Learning for Anomaly Detection: A Systematic Review. *IEEE Access*, 9: 78658–78700.
- Nedelkoski, S.; Cardoso, J.; and Kao, O. 2019. Anomaly Detection and Classification using Distributed Tracing and Deep Learning. In *2019 19th IEEE/ACM International Symposium on Cluster, Cloud and Grid Computing (CCGRID)*, 241–250.
- Su, Y.; Zhao, Y.; Niu, C.; Liu, R.; Sun, W.; and Pei, D. 2019. Robust Anomaly Detection for Multivariate Time Series through Stochastic Recurrent Neural Network. In *Proceedings of the 25th ACM SIGKDD International Conference on Knowledge Discovery & Data Mining*, KDD '19, 2828–2837. New York, NY, USA: Association for Computing Machinery. ISBN 9781450362016.
- Sun, R.; and Bookman, L. A., eds. 1994. *Computational architectures integrating neural and symbolic processes: A perspective on the state of the art*. Springer International Series in Engineering and Computer Science, vol. 260. Kluwer Academic Publishers / Springer.
- Wang, F.; Jiang, Y.; Zhang, R.; Wei, A.; Xie, J.; and Pang, X. 2025. A Survey of Deep Anomaly Detection in Multivariate Time Series: Taxonomy, Applications, and Directions. *Sensors*, 25(1).
- Yang, Y.; Tian, B.; Yu, F.; and He, Y. 2024. An Anomaly Detection Model Training Method Based on LLM Knowledge Distillation. In *2024 International Conference on Networking and Network Applications (NaNA)*, 472–477.
- Yu, Z.; Ma, M.; Zhang, C.; Qin, S.; Kang, Y.; Bansal, C.; Rajmohan, S.; Dang, Y.; Pei, C.; Pei, D.; Lin, Q.; and Zhang, D. 2024. MonitorAssistant: Simplifying Cloud Service Monitoring via Large Language Models. In *Companion Proceedings of the 32nd ACM International Conference on the Foundations of Software Engineering*, FSE 2024, 38–49. New York, NY, USA: Association for Computing Machinery. ISBN 9798400706585.

Zamanzadeh Darban, Z.; Webb, G. I.; Pan, S.; Aggarwal, C.; and Salehi, M. 2024. Deep Learning for Time Series Anomaly Detection: A Survey. *ACM Comput. Surv.*, 57(1).

Zhang, X.; Xu, Y.; Lin, Q.; Qiao, B.; Zhang, H.; Dang, Y.; Xie, C.; Yang, X.; Cheng, Q.; Li, Z.; Chen, J.; He, X.; Yao, R.; Lou, J.-G.; Chintalapati, M.; Shen, F.; and Zhang, D. 2019. Robust log-based anomaly detection on unstable log data. In *Proceedings of the 2019 27th ACM Joint Meeting on European Software Engineering Conference and Symposium on the Foundations of Software Engineering*, ES-EC/FSE 2019, 807–817. New York, NY, USA: Association for Computing Machinery. ISBN 9781450355728.

Zhang, Y.; Cao, Y.; Xu, X.; and Shen, W. 2025. LogiCode: An LLM-Driven Framework for Logical Anomaly Detection. *IEEE Transactions on Automation Science and Engineering*, 22: 7712–7723.

Zhang, Z.; Zhu, Z.; Xu, C.; Zhang, J.; and Xu, S. 2024. Towards accurate anomaly detection for cloud system via graph-enhanced contrastive learning. *Complex & Intelligent Systems*. Integrates GraphGRU, contrastive learning for cloud spatiotemporal anomaly detection.