

ReflecSched: Solving Dynamic Flexible Job-Shop Scheduling via LLM-Powered Hierarchical Reflection

Shijie Cao^a, Yuan Yuan^{a,b,c,d,*}

^a*School of Computer Science and Engineering,
Beihang University, Beijing 100191, China*

^b*Qingdao Research Institute*

^c*Hangzhou Innovation Institute*

^d*Zhongguancun Laboratory*

Abstract

The NP-hard Dynamic Flexible Job-Shop Scheduling (DFJSP) problem involves real-time events and complex routing. While traditional rules are efficient but rigid, deep learning is opaque and requires feature engineering. Large Language Models (LLMs) promise adaptive reasoning without this engineering overhead, yet we find their direct application is suboptimal. Baseline LLMs suffer from three key pitfalls: the long-context paradox, where crucial data is underutilized; an underutilization of expert heuristics; and myopic decision-making. To address this, we propose ReflecSched, a framework that empowers the LLM beyond a direct scheduler by equipping it with a strategic analysis capability. ReflecSched tasks the LLM to analyze heuristic-driven simulations across multiple planning horizons and distill them into a concise, natural-language summary termed “Strategic Experience”. This summary is then integrated into the prompt of a final decision-making module, guiding it to produce non-myopic actions. Experiments demonstrate ReflecSched achieves superior performance, with its best variants attaining an average RPD of 6.04% and rank of 3.18, significantly outperforming strong traditional and learning-based methods. It also statistically and decisively surpasses direct LLM baselines, securing a 71.35% Win Rate while being, on average, 15.1% more token-efficient on Normal-scale problems. Ablation studies attribute this performance to a robust reflection mechanism that leverages high-quality, contrastive experience. This mechanism mitigates key LLM pitfalls like myopic greed, enabling ReflecSched to outperform all evaluated heuristics. Ultimately, the framework’s performance is statistically on par with an oracle-like strategy, showcasing its effectiveness and robustness.

Keywords: Dynamic Flexible Job-Shop Scheduling, Large Language Models, Hierarchical Reflection, Deep Reinforcement Learning, LLM-based Planning

1. Introduction

Dynamic Flexible Job-Shop Scheduling (DFJSP) is a long-standing challenge in operations research and a key component of modern smart manufacturing [1]. As an NP-hard problem, it involves the complex task of continuously allocating operations to machines in a real-time environment characterized by stochastic events such as new job arrivals or machine breakdowns. The ability to efficiently schedule these operations critically impacts the agility, resilience, and profitability of production systems. For decades, the field has been

dominated by methods ranging from classical heuristics to meta-heuristics [2]. While foundational, these approaches often rely on handcrafted rules that can struggle to generalize across diverse and unforeseen dynamic scenarios [3].

In recent years, deep learning (DL), particularly reinforcement learning (RL), has emerged as a promising paradigm for this problem [4]. By training agents on simulated data, DL-based methods can learn sophisticated, state-aware scheduling policies. However, this capability comes at a significant cost. A key limitation lies in the intricate process of state and action space engineering: translating the rich state of a dynamic workshop into a fixed-size numerical vector that a neural network can process is a complex task requiring dual

*Corresponding author

Email addresses: cls1277@buaa.edu.cn (Shijie Cao),
yuan21@buaa.edu.cn (Yuan Yuan)

expertise in scheduling and machine learning [5]. Furthermore, the resulting models are often “black boxes” with opaque decision-making logic that is difficult for engineers to interpret or trust in high-stakes environments [6].

The advent of Large Language Models (LLMs) offers a different approach, potentially circumventing these challenges by leveraging natural language as a more accessible interface. An LLM-based scheduler could, in principle, reason directly over a textual description of the factory state, reducing the need for complex numerical encoding [7]. This suggests the possibility of developing and adapting scheduling strategies with greater flexibility.

However, our work finds that a direct application of LLMs to DFJSP leads to consistently suboptimal performance. We argue that the standard autoregressive generation process is not inherently well-suited for the strategic, lookahead-dependent reasoning that scheduling demands. Through a motivational analysis, we identify and empirically validate three key pitfalls of this direct approach:

- **The Long-Context Paradox:** Foundational static information, such as machine processing times and job structures, is often underutilized by the model as the prompt length increases.
- **Underutilization of Heuristics:** LLMs exhibit difficulty in reliably applying expert-provided procedural knowledge, such as Priority Dispatching Rules (PDRs), often allowing their generalized pre-trained behaviors to override explicit guidance.
- **Myopic Greed:** The lack of a structured planning mechanism creates a strong tendency towards locally optimal but globally inefficient decisions, which can lead to downstream bottlenecks.

To address these shortcomings, we introduce ReflecSched, a framework that fundamentally restructures the LLM’s role in the scheduling process. Rather than acting as a purely reactive decision-maker, the LLM also serves as a strategic analyst within a planning loop that decouples long-horizon reasoning from immediate execution. At its core, ReflecSched’s Hierarchical Reflection module performs multi-level, heuristic-driven simulations of future trajectories. It then tasks the LLM to reflect upon these simulations and distill them into a concise, actionable “Strategic Experience.” This experience, generated only at critical, event-driven moments, subsequently guides a lean, fast Experience-Guided Decision-Making module to produce a high-quality, non-myopic action.

Our contributions are threefold:

- **A rigorous empirical diagnosis of LLM-based schedulers.** We are the first to systematically identify and validate three fundamental failure modes of LLMs in the complex DFJSP domain: the long-context paradox, heuristic underutilization, and myopic greed. This analysis provides crucial insights for the broader field of LLM-based planning.
- **A novel LLM-based scheduling paradigm, ReflecSched.** We propose a framework that recasts the LLM from a reactive decision-maker into a strategic analyst. By decoupling long-horizon planning from immediate execution via a hierarchical reflection mechanism, ReflecSched is designed to **mitigate** the identified pitfalls.

2. Related Work

Heuristic and Metaheuristic Approaches:

Heuristic-based methods are a foundational approach for the Dynamic Job-Shop Scheduling Problem (DJSP) due to their computational tractability. Research has advanced from simple dispatching rules to complex metaheuristics designed to handle diverse operational constraints. For instance, some works have applied GRASP algorithms to manage a wide array of dynamic events [8], while others have used hybrid Particle Swarm Optimization for joint production and transportation scheduling [9]. Further research has focused on specific uncertainties, such as variable processing times, using techniques like Artificial Bee Colony algorithms [10]. A key limitation of these metaheuristics, however, is their reliance on a pre-defined search logic that is inherently less adaptive and struggles to generalize to new, unseen problem scenarios.

Deep Reinforcement Learning Approaches:

To address the generalization limitations of heuristics, Deep Reinforcement Learning (DRL) has emerged as an alternative that learns adaptive policies, typically by formulating the DJSP as a Markov Decision Process. Architectural innovations have been central to this area. For example, Pointer Networks have been utilized for end-to-end policy learning that avoids reliance on predefined rules [11]. To enhance scalability, a multi-agent perspective has been adopted through decentralized frameworks [12]. Other approaches decompose the decision-making process using hierarchical structures [13]. Nevertheless, DRL presents its own significant challenges: performance is highly sensitive to the complex engineering of state and reward functions; the resulting policies are often opaque “black boxes” hindering trust;

and they demand accurate simulation environments for training, which are often unavailable for complex real-world systems.

Large Language Models Paradigms: Seeking to address the challenges of both handcrafted logic and the black-box nature of DRL, LLMs have recently introduced a new paradigm for scheduling by leveraging their vast pre-existing knowledge and reasoning capabilities. One direction explores LLMs as end-to-end solvers by fine-tuning them on large-scale datasets of problems paired with their solutions [14, 7]. Another approach employs LLMs as automated problem modelers that translate natural language into executable code for traditional solvers [15, 16]. A third direction positions the LLM as a hyper-heuristic generator that iteratively reflects upon and improves heuristic rule-code [17]. Despite their potential, early works reveal critical challenges: the risk of generating infeasible solutions (“hallucinations”), high computational costs, and a primary focus on static problems, leaving their application to complex, dynamic scheduling environments largely unexplored.

Hierarchical Memory and Reasoning Paradigms: A significant body of work explores hierarchical paradigms to structure and access information beyond the fixed context window. A prominent direction involves creating hierarchical memory systems, such as MemGPT’s OS-inspired information paging [18] or the semantic-level memory structures in MemoryBank and H-MEM that enable targeted retrieval [19, 20]. A related approach, seen in HIAGENT, employs hierarchy for task decomposition to manage an agent’s working memory during long-horizon tasks [21]. Diverging from these methods, which primarily focus on organizing and retrieving an agent’s past, our proposed ReflecSched framework introduces a hierarchical reflection mechanism that functions as a dynamic, planning-time operator. Instead of retrieving historical data, it prospectively explores the future by leveraging multi-level, heuristic-driven simulations to analyze potential decision pathways. The hierarchy in ReflecSched is thus one of planning abstraction distilling numerical simulations into a transient, textual Strategic Experience to guide the next action, rather than creating a persistent memory store.

3. Preliminaries

3.1. Dynamic Flexible Job-Shop Scheduling

DFJSP is the problem of assigning operations from multiple jobs to a set of machines, subject to real-time stochastic events. It is characterized by two features:

flexibility, which allows each operation to be processed on a subset of candidate machines, and dynamism, which refers to the occurrence of real-time stochastic events such as new job arrivals or machine breakdowns. The objective is to generate a valid schedule that minimizes the makespan, defined as the maximum completion time among all jobs [22]. Figure 1 illustrates an example of such a schedule, visualized as a Gantt chart. A valid schedule must satisfy both precedence constraints between operations of the same job and the resource constraints of the machines.

In this work, we model a rich set of dynamic events to capture the stochastic nature of modern manufacturing environments. These include new job arrivals, machine breakdowns and subsequent repairs, job cancellations, and the introduction of high-priority emergency jobs. This set of events is representative of the primary disruptions studied in the DFJSP literature [23, 6]. More importantly, the core architecture of ReflecSched is designed to be event-agnostic and generalizable. Its strategic Hierarchical Reflection module is invoked by an event-driven trigger, which responds to any significant state change rather than to a specific event type. Consequently, the framework can be readily extended to handle other stochastic events, such as variable processing times [10] or rush order arrivals [24], without requiring modifications to its fundamental logic.

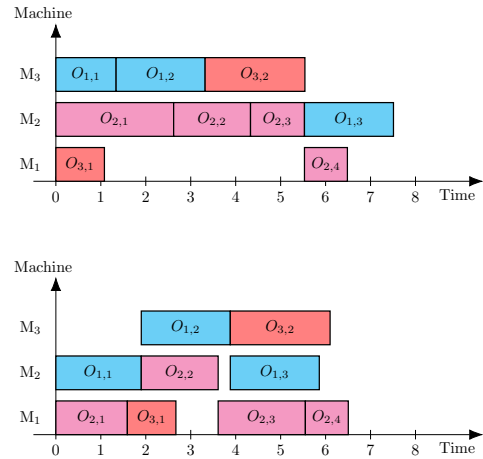


Figure 1: An example of two valid schedules for the same problem instance. The Gantt charts illustrate how a locally optimal choice at an early stage can lead to a suboptimal final makespan (top, 7.51), whereas a more globally-aware decision sequence yields a better outcome (bottom, 6.51).

3.2. Mathematical Formulation of the DFJSP

The notation used throughout is summarized in Table 1.

Table 1: Notation for the DFJSP Mathematical Formulation

Symbol	Description
\mathcal{J}	Set of active jobs currently in the system, $\{1, \dots, n\}$.
\mathcal{M}	Set of available machines, $\{1, \dots, m\}$.
\mathcal{O}_i	Set of operations for job $J_i \in \mathcal{J}$.
\mathcal{O}_{int}	Set of interrupted operations awaiting machine repair.
\mathcal{O}	Set of all operations to be scheduled.
M_{ij}	Set of candidate machines for operation O_{ij} .
n_i	Number of operations for job J_i .
p_{ijk}	Processing time of O_{ij} on machine $k \in M_{ij}$.
a_i	Arrival time of job J_i .
$r_k(t)$	Earliest time machine k is free.
M	A sufficiently large positive number (a “Big-M” constant).
s_{ij}	Start time of operation O_{ij} .
c_{ij}	Completion time of operation O_{ij} .
x_{ijk}	Binary: 1 if O_{ij} is assigned to machine k .
$y_{ij,i'j'k}$	Binary: 1 if operation O_{ij} precedes $O_{i'j'}$ when both are assigned to machine k .
C_{max}	The makespan, defined as $\max_{i \in \mathcal{J}} \{c_{i,n_i}\}$.

3.2.1. Objective Function and Constraints

The primary objective is to minimize the makespan (C_{max}), which is defined as the maximum completion time among all jobs.

$$\min C_{max} \quad (1)$$

subject to:

$$C_{max} \geq c_{i,n_i} \quad \forall J_i \in \mathcal{J} \quad (2)$$

The schedule must satisfy the following constraints:

Processing Time: The completion time of an operation is determined by its start time and the processing time on its assigned machine.

$$c_{ij} - s_{ij} = \sum_{k \in M_{ij}} p_{ijk} \cdot x_{ijk} \quad \forall O_{ij} \in \mathcal{O} \quad (3)$$

Assignment: Each operation must be assigned to exactly one of its candidate machines.

$$\sum_{k \in M_{ij}} x_{ijk} = 1 \quad \forall O_{ij} \in \mathcal{O} \quad (4)$$

Job Arrival: An operation cannot start before its corresponding job has arrived.

$$s_{ij} \geq a_i \quad \forall O_{ij} \in \mathcal{O} \quad (5)$$

Precedence: Within each job, operations must be performed in their specified sequence.

$$s_{i,j+1} \geq c_{ij} \quad \forall J_i \in \mathcal{J}, \forall j \in \{1, \dots, n_i - 1\} \quad (6)$$

Machine Capacity: For any two distinct operations, if they are assigned to the same machine, they cannot be processed simultaneously. This is enforced by the following disjunctive constraints for any pair of operations $(O_{ij}, O_{i'j'})$ where $i \neq i'$ or $j \neq j'$, and for each machine $k \in M_{ij} \cap M_{i'j'}$:

$$s_{i'j'} \geq c_{ij} - M \cdot (3 - x_{ijk} - x_{i'j'k} - y_{ij,i'j'k}) \quad (7)$$

$$s_{ij} \geq c_{i'j'} - M \cdot (2 + y_{ij,i'j'k} - x_{ijk} - x_{i'j'k}) \quad (8)$$

3.2.2. Formalization of Dynamic Events

The dynamic nature of the DFJSP is addressed by updating this formulation in response to stochastic events. Let the state of the system at time t be defined by the tuple $\Sigma_t = (\mathcal{J}_t, \{a_i\}, \{r_k(t)\}, \mathcal{O}_{int})$. A dynamic event at t_{event} triggers a state transition from $\Sigma_{t_{event}}$ to $\Sigma_{t_{event}^+}$, where t_{event}^+ denotes the time immediately after the event. The updates for each event type are formalized below [8].

Job Arrival: At time $t_{event} = t_{arr}$, a new job J_{new} with its own set of operations \mathcal{O}_{new} and arrival time $a_{new} = t_{arr}$ is introduced into the system. The state is updated as follows:

$$\mathcal{J}_{t_{arr}^+} \leftarrow \mathcal{J}_{t_{arr}} \cup \{J_{new}\} \quad (9)$$

$$\mathcal{O}_{t_{arr}^+} \leftarrow \mathcal{O}_{t_{arr}} \cup \mathcal{O}_{new} \quad (10)$$

The emergency status of a job is a characteristic handled by the scheduling policy (e.g., via prioritization) rather than being a direct modification to the model's constraints.

Job Cancellation: At time $t_{event} = t_{cancel}$, a job J_{cancel} is removed from the system. This action removes the job from the set of active jobs \mathcal{J} and all of its corresponding uncompleted operations from the set of operations to be scheduled \mathcal{O} . The historical record of any completed operations of J_{cancel} is preserved, but they are no longer relevant for future scheduling decisions.

The state update is formalized as:

$$\mathcal{J}_{t_{cancel}^+} \leftarrow \mathcal{J}_{t_{cancel}} \setminus \{J_{cancel}\} \quad (11)$$

$$\mathcal{O}_{t_{cancel}^+} \leftarrow \mathcal{O}_{t_{cancel}} \setminus \mathcal{O}_{cancel} \quad (12)$$

If an operation from \mathcal{O}_{cancel} was in process on a machine k at t_{cancel} , it is preempted. The machine is immediately freed, and its availability time $r_k(t_{cancel}^+)$ is updated to t_{cancel} .

Machine Breakdown: At time $t_{event} = t_{break}$, a machine $k \in \mathcal{M}$ fails and becomes unavailable. The immediate consequence is that the machine’s earliest availability time is postponed until its projected repair time, t_{repair} . This is formalized as:

$$r_k(t_{break}^+) = t_{repair} \quad (13)$$

This update affects all subsequent scheduling decisions, as no new operations can be assigned to machine k until t_{repair} .

If an operation O_{ij} was being processed on machine k at this time (i.e., $s_{ij} < t_{break} < c_{ij}$), it is immediately interrupted. The operation is formally moved to a set of interrupted operations, O_{int} , to signify its special status. It retains its assignment to machine k and awaits the machine’s repair to resume processing.

Machine Repair: At time $t_{event} = t_{repair}$, machine k becomes operational again. Any operation $O_{ij} \in O_{int}$ that was interrupted on this machine can now resume. Upon repair, O_{ij} is removed from the set O_{int} .

The resumption of its processing leads to a new, postponed completion time, c'_{ij} . While the intrinsic processing time p_{ijk} remains unchanged, the new completion time is calculated based on the remaining work:

$$c'_{ij} = t_{repair} + p_{ijk} - (t_{break} - s_{ij}) \quad (14)$$

where $t_{break} - s_{ij}$ represents the processing work completed before the interruption. This new completion time c'_{ij} subsequently serves as the basis for re-evaluating the precedence constraints for all downstream operations of job J_i . The machine k is also now available for scheduling other operations from time t_{repair} onwards.

3.3. Baseline LLM-based Scheduler

To evaluate our proposed method, we define a direct baseline, LLM-Direct, which employs the LLM to perform the function of classical dispatching rules. In this approach, a state-aware prompt is constructed at each decision point. The shop-floor state is encoded into the prompt, including both static specifications, such as job structures and machine data, and dynamic information, such as the set of currently available actions and current machine statuses. The action selected by the LLM is then executed in a shop-floor simulator, advancing the system state to the next decision point. Further implementation details for LLM-Direct are presented in Appendix A.

4. Motivational Analysis

4.1. The Long-Context Paradox

While replacing state engineering with a single LLM prompt is appealing, it creates an information utility paradox: encoding the high-dimensional shop-floor state into a dense, verbose prompt leads to underutilization of the provided data [25]. We observe this is not merely a context-length issue but a fundamental challenge in reasoning over such textual complexity [26], as exemplified by our case study with smaller models in Appendix B.

To validate this hypothesis, we conducted a targeted experiment by omitting the static information block from the LLM-Direct baseline’s prompt. As shown in Figure 2, this omission had a negligible impact on performance, even though the static block constitutes over 70% of the prompt. The median makespan ratio between the conditions (with vs. without static data) is nearly 1.0, providing strong evidence that the model largely ignores this information and fails to ground its decisions in the provided specifications.

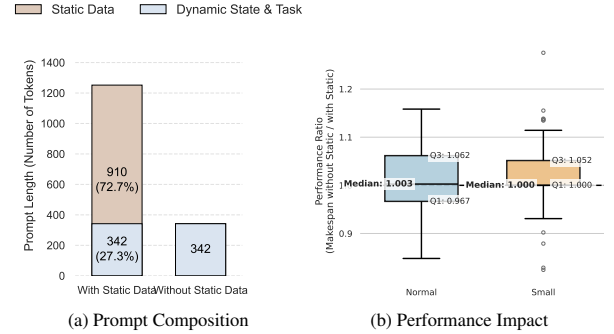


Figure 2: An empirical investigation of the Long-Context Paradox. (a) A breakdown of the prompt composition for the baseline model. (b) Box plots showing the ratio of makespans resulting from running the model with and without the static data portion of the prompt.

4.2. Underutilization of Heuristics

A key challenge in LLM-based scheduling is the effective application of PDRs. While LLMs are generally proficient at following declarative instructions, their capacity to faithfully execute complex, state-dependent procedural rules remains unreliable [27].

To isolate and measure this capability, we developed PDR-Bench, a diagnostic benchmark where each instance is programmatically constructed to have a single, known optimal heuristic, and employed it in a controlled experiment to evaluate our baseline LLM (see Appendix C for detailed experimental details). The “optimal heuristic” for any given instance in PDR-Bench is

known by design, as each problem instance is specifically constructed to ensure that one particular heuristic yields a superior outcome over all others. The results (Figure 3) reveal the LLM’s significant difficulty in effectively utilizing these heuristics [28]. This finding strongly suggests the model’s inability to translate the strategic guidance of the provided rules into its decision-making. Furthermore, when explicitly instructed to use the single optimal heuristic, the model still failed to match the performance of that heuristic applied in isolation, reverting instead to its generalized, pre-trained behaviors.

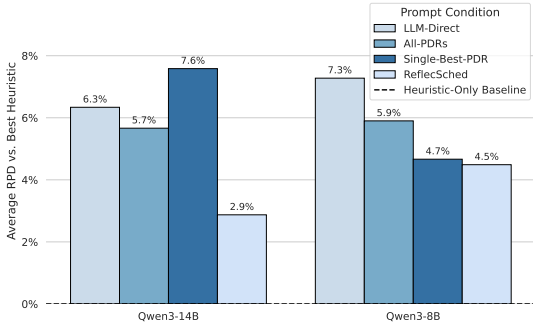


Figure 3: Analysis of heuristic utilization on the PDR-Bench dataset, with RPD measured against the known optimal heuristic for each instance (0% baseline). The baseline LLM struggles to apply the optimal heuristic even when explicitly prompted, whereas ReflecSched substantially improves performance.

4.3. The Pitfall of Myopic Greed

The autoregressive, token-by-token generation process inherent in LLMs presents a structural mismatch with the strategic, non-local search required for complex scheduling problems. This mismatch predisposes them to myopic decision-making, where locally optimal choices lead to globally suboptimal outcomes.

To quantify this myopic behavior, we introduce the **Greedy Decision Ratio (GDR)**. We formally define the one-step greedy action at any decision point t as the one that minimizes the local finish time:

$$a_t^{\text{greedy}} = \arg \min_{a \in \mathcal{A}(S_t)} (\text{est}(a) + p(a)) \quad (15)$$

where $\text{est}(a)$ is the earliest start time of an action and $p(a)$ is its processing time. The GDR is then the fraction of decision points where the agent’s chosen action matches a_t^{greedy} .

We evaluated baseline LLMs using this metric on GEN-Bench, a benchmark specifically designed to be

globally balanced and control for what we term rule-balance bias—a scenario where a dataset might implicitly favor a single, simple heuristic. This curation is critical: on a rule-balanced benchmark, a persistently high GDR (e.g., $\approx 80\text{-}90\%$) is a strong indicator of intrinsic myopic decision-making rather than an artifact of the model correctly identifying a simple optimal heuristic for the dataset. The quantitative results (Figure 4) reveal that the GDR is indeed persistently high across all tested models, indicating a significant greedy bias [29]. A qualitative case study (Figure 1) further illustrates the consequences, showing how a single myopic choice can trigger a cascade of downstream inefficiencies. Specifically, the top schedule makes a locally optimal choice by assigning operation $O_{1,1}$ to Machine M_3 for an earlier finish time, but this leads to a less balanced machine workload and a downstream bottleneck, ultimately resulting in a suboptimal final makespan (7.51 vs. 6.51). This combination of quantitative and qualitative data demonstrates that myopic behavior, stemming from the models’ autoregressive nature, is a critical pitfall for direct generation approaches in scheduling.

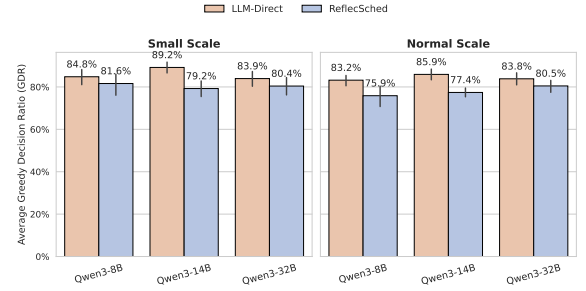


Figure 4: Comparison of the Average Greedy Decision Ratio (GDR) between the LLM-Direct baseline and the ReflecSched framework. Results are presented for different models and are segmented by the Normal and Small problem scales.

5. ReflecSched Framework

5.1. Framework Overview

To address the identified limitations, we introduce ReflecSched, a novel framework that structurally decouples long-horizon, strategic reasoning from low-latency, online decision-making via two interconnected, sequential modules (Figure 5) [30]. The first, the Hierarchical Reflection Module, serves as the framework’s strategic planning component. It leverages multi-level, heuristic-driven simulations to explore future state trajectories [31]. It then employs the LLM to analyze these simulated outcomes, distilling them into a concise, actionable Strategic Experience \mathcal{E} . This experience then

informs the second component, the Experience-Guided Decision-Making Module, which handles real-time execution. Guided by the strategic foresight in \mathcal{E} , this module makes a strategically-informed decision based on the immediate environment state.

This two-stage architecture is designed to address each of the identified challenges: First, by explicitly simulating future consequences, the Hierarchical Reflection Module provides the necessary foresight to counteract myopic greed, shifting the model’s focus from locally optimal choices to globally efficient strategies. Second, the framework directly addresses the underutilization of heuristics by employing PDRs to guide its exploratory rollouts [32]. This ensures that expert procedural knowledge is integrated into the reasoning process. Finally, the framework mitigates the long-context paradox. By having the Reflection Module distill its findings into a concise Strategic Experience \mathcal{E} , the final decision prompt supplied to the LLM contains only this high-level guidance and the immediate state [25]. This precludes informational overload and concentrates the model’s reasoning on the most salient data.

5.2. Hierarchical Reflection

Central to ReflecSched is the Hierarchical Reflection module, a mechanism designed to perform strategic evaluation, which is essential for the DFJSP. It implements a recursive “Simulate-Reflect-Refine” loop [33]. This iterative process first explores the future through simulation, then reflects on the outcomes to identify key strategic principles, and finally refines these principles into a concise, actionable policy directive [34].

The process is a top-down hierarchical simulation from l_{max} to $l = 0$, operating as a deterministic projection that assumes no new stochastic events during the lookahead. Central to this simulation is a randomized base policy, π_{base} , which operates by sampling a PDR from a predefined pool at each decision point to select an action. The simulation methodology differs by level to enable multi-timescale exploration. At higher levels ($l > 0$), the module performs sparse, long-range exploration by simulating trajectories where π_{base} is applied at every step. In contrast, the base level ($l = 0$) performs a systematic evaluation of immediate actions. For each available action $a \in A(S_t)$, a short-horizon rollout is initiated by first executing the action a , and then applying π_{base} for all subsequent decisions.

The outcome of any such rollout is a trajectory $\tau^{(l)}$ and its associated cost, defined as the hypothetical partial makespan:

$$\hat{J}^{(l)}(S_t) = \text{Makespan}(S_{t+\text{steps}(l)}) \quad (16)$$

Following the simulation at a given level l , the reflection phase distills actionable insights from the raw trajectory data. This approach is designed to clearly delineate the attributes of successful versus unsuccessful strategies by focusing on extremal outcomes. Specifically, the module identifies the trajectories that resulted in the minimum and maximum cost estimates from the set of simulations performed at that level:

$$\tau_{best}^{(l)} = \arg \min_{\tau^{(l)} \text{ from } S_t} \hat{J}^{(l)}(S_t) \quad (17)$$

$$\tau_{worst}^{(l)} = \arg \max_{\tau^{(l)} \text{ from } S_t} \hat{J}^{(l)}(S_t) \quad (18)$$

Finally, in the refinement phase, these two contrasting trajectories are provided to the LLM, which acts as a higher-level policy synthesizer [35]. Its task is not merely to summarize but to identify the key distinguishing features between $\tau_{best}^{(l)}$ and $\tau_{worst}^{(l)}$ and distill these observations into a concise, textual strategic guideline, termed the Strategic Experience \mathcal{E} . This synthesis, represented by the function F_{LLM} , effectively transforms high-dimensional, numerical simulation data into low-dimensional, human-interpretable strategic guidance:

$$\mathcal{E} = F_{LLM}(\tau_{best}^{(l)}, \tau_{worst}^{(l)}) \quad (19)$$

To ensure operational efficiency, this computationally intensive reflection process is invoked selectively. It is triggered only upon the occurrence of a dynamic event (e.g., a new job arrival or machine breakdown), as such an event may render the existing Strategic Experience \mathcal{E} suboptimal or obsolete.

5.3. Experience-Guided Decision-Making

The strategic experience \mathcal{E} distilled by the reflection module provides the long-horizon context that LLM-Direct schedulers lack. This module translates this high-level guidance into a specific, executable action by constructing a concise, experience-augmented prompt. This prompt, containing only the immediate dynamic state and the guidance from \mathcal{E} , is then used to query the LLM for a final decision.

Theoretically, this process connects to the principles of **Approximate Policy Iteration (API)** [36]. The validity of this connection, and the resulting performance proposition, hinges on two key working assumptions regarding the reflection process: (1) the rollout cost \hat{J} serves as a reasonable approximation of the true cost-to-go function for the base policy π_{base} ; and (2) the LLM operates as a faithful synthesizer, meaning its generated experience \mathcal{E} correctly reflects the superiority of the best simulated trajectory over the worst (Faithful Reflection).

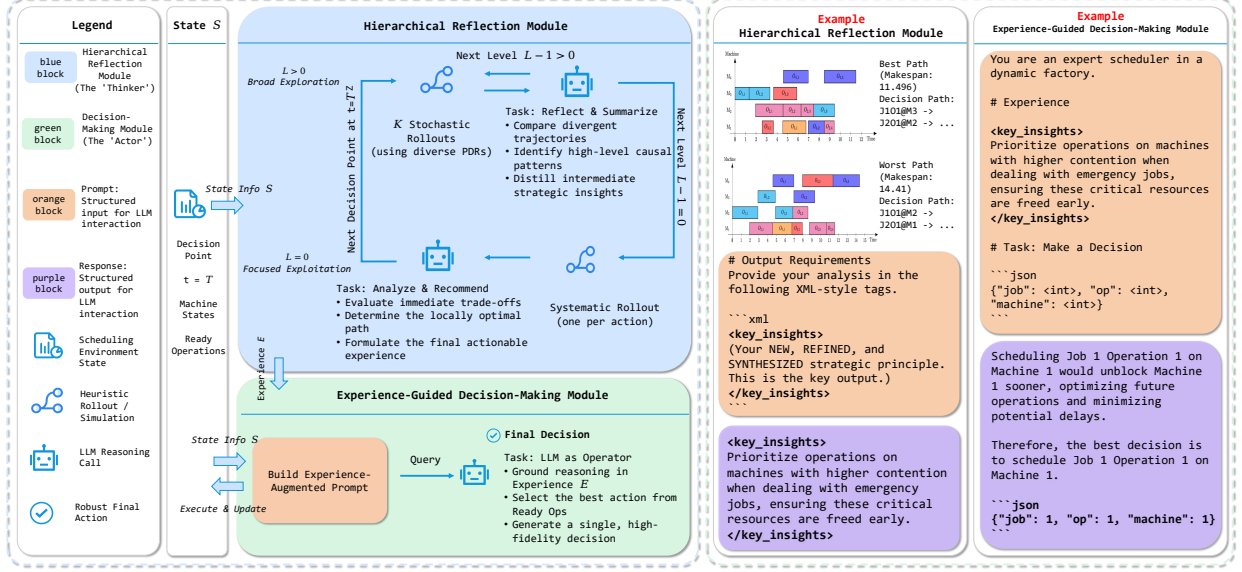


Figure 5: The architecture of the ReflecSched framework, designed to decouple strategic planning from immediate execution. The main workflow is initiated at a decision point. The **Hierarchical Reflection Module** (blue) performs multi-level, heuristic-driven simulations to explore future state trajectories. It then leverages an LLM to analyze these outcomes and distill a concise Strategic Experience (\mathcal{E}). This experience is passed to the **Experience-Guided Decision-Making Module** (green), which constructs an experience-augmented prompt to guide the LLM in selecting a final, strategically-informed action. The right-hand panels provide concrete examples of the prompts and responses for both the reflection and decision-making stages, illustrating the flow of information from simulation data to strategic guidance, and finally to a specific action.

The experience \mathcal{E}_t generated under these conditions is then used to define the final policy $\pi_{\mathcal{E}_t}$, which makes a greedy decision with respect to the guidance [37]:

$$a^* = \pi_{\mathcal{E}_t}(S_t) \quad (20)$$

With the policy thus defined, our framework can be understood through the lens of classical rollout algorithms [38], suggesting a conditional improvement over the base policy.

Proposition 1 (Conditional Policy Improvement). *Let $\pi_{\mathcal{E}_t}$ be the policy defined above and $V^\pi(S_t)$ be the expected makespan from state S_t under policy π . If the assumptions of Cost Function Approximation and Faithful Reflection hold, then for all states S_t , the expected performance of $\pi_{\mathcal{E}_t}$ is no worse than that of the base heuristic policy, π_{base} . This relationship holds over the expectation of stochastic events in the environment and the randomness of the base policy:*

$$\mathbb{E}[V^{\pi_{\mathcal{E}_t}}(S_t)] \leq \mathbb{E}[V^{\pi_{\text{base}}}(S_t)] \quad (21)$$

Proposition 1 establishes a conditional theoretical proposition, grounding ReflecSched in established reinforcement learning principles. It suggests that, under plausible assumptions, the framework’s performance is not expected to degrade below that of the underlying

heuristics. It is important to note that the simulated lookahead assumes no new dynamic events occur within its finite planning horizon. While a formal proof of the underlying assumptions is intractable for black-box LLMs, our empirical study in Section 6 shows a consistent and significant reduction in makespan. This suggests that these assumptions hold sufficiently well in practice for performance improvements to be realized. This combination of a conditional theoretical foundation and strong empirical performance suggests that ReflecSched is an effective and well-grounded framework for dynamic scheduling.

6. Experiments

We conduct a series of experiments to rigorously evaluate our proposed ReflecSched framework. In Section 6.1, we detail the experimental setup, including the benchmark datasets, evaluation metrics, and models. In Section 6.2, we present a comparative performance analysis of ReflecSched against baseline methods and traditional heuristics. In Section 6.3, we conduct ablation studies to isolate the contribution of the framework’s core components and analyze the sensitivity of its key hyperparameters. Finally, in Section 6.4, we analyze the computational cost of the framework in

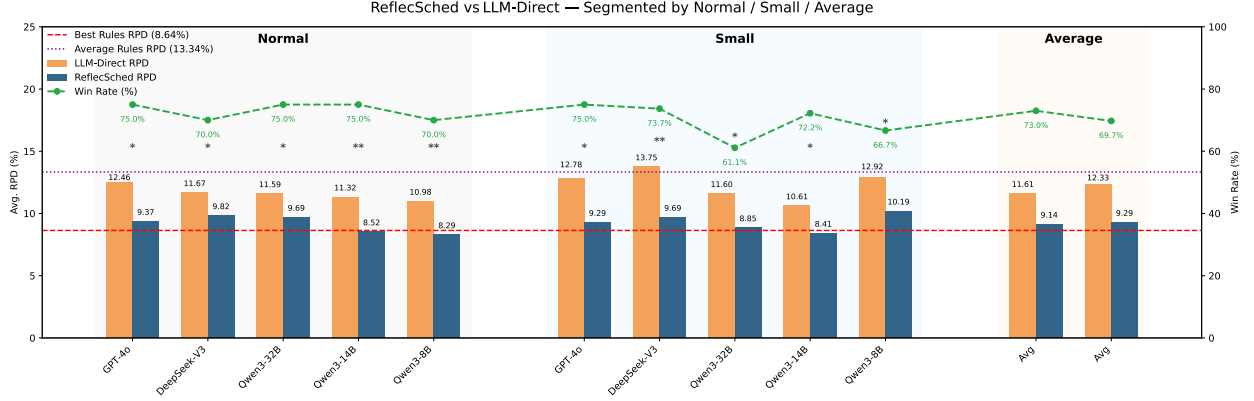


Figure 6: Comparative performance of ReflecSched and the LLM-Direct baseline on the GEN-Bench dataset. Bars (left y-axis) represent the average RPD, where lower is better. The green line (right y-axis) shows the Win Rate of ReflecSched against the baseline, indicating the percentage of instances where it finds a strictly better solution. For reference, the performance of the single best-performing PDR (i.e., the heuristic with the lowest average RPD across all instances) and the average of all PDRs are shown as red and purple dashed lines, respectively. Asterisks denote statistical significance from Wilcoxon signed-rank tests (* $p < 0.05$, ** $p < 0.01$, *** $p < 0.001$).

terms of token consumption.

6.1. Experimental Setup

Benchmark Datasets. Our evaluation is performed on two benchmark suites developed for this study: GEN-Bench, for general-purpose evaluation, and PDR-Bench, a diagnostic benchmark to assess heuristic utilization. Both suites contain instances at two scales: Normal and Small. The detailed generation and curation methodology for these datasets is described in Appendix D.

Metrics and Models. To ensure a fair and scalable comparison across instances of varying difficulty, we use relative performance metrics. Our primary metrics are:

1. **Relative Percent Deviation (RPD)**, which normalizes performance against the best-known solution for each instance, calculated as:

$$\text{RPD}(\%) = \frac{C_{\max}^{\text{method}} - C_{\max}^{\text{best}}}{C_{\max}^{\text{best}}} \times 100 \quad (22)$$

where C_{\max}^{method} is the makespan from the evaluated method and C_{\max}^{best} is the best makespan found for that instance across all methods and runs in this study. Lower RPD is better.

2. **Average Rank**, which measures the consistency of a method’s performance. For each instance, all competing methods are ranked based on their makespan. A method’s average rank is its mean rank across all instances. A lower average rank indicates a consistently superior method.

To assess statistical significance, we use the non-parametric Wilcoxon signed-rank test [39]. We evaluate a range of LLMs, including GPT-4o [40], DeepSeek-V3 [41], and the Qwen3 series (8B, 14B, 32B) [42]. All models are prompted in a zero-shot manner with Chain-of-Thought reasoning [43].

Evaluation Protocol. For initial diagnostic analyses aimed at capturing intrinsic model behaviors, we employ a multi-sample voting scheme: actions are decided by a majority vote from 5 independent generations at a high temperature ($T = 0.8$) [44]. For the final comparative experiments against the LLM-Direct baseline, all LLM inferences use a low temperature ($T = 0.2$) for efficiency and stability. To mitigate stochasticity, we report the average results across 3 independent runs.

Table 2: Statistical comparison between ReflecSched and the best-performing heuristic on each instance across all problem cases.

Instance Set	RPD (%)	p -value
Normal	0.0620	0.8107
Small	0.9331	0.1240

6.2. Comparative Performance Analysis

6.2.1. Comparison with LLM-Direct and Heuristics

Our primary comparison is against the LLM-Direct baseline to investigate the effectiveness of our hierarchical reflection architecture. As shown in Figure 6, ReflecSched demonstrates a statistically significant performance improvement over LLM-Direct across all tested

Table 3: Comparison of our ReflecSched framework against baseline methods on Normal and Small datasets. Performance is evaluated using Average Relative Percentage Deviation (RPD, %) and Average Rank. Lower values are better for both metrics.

Category	Method / Model	Normal Dataset		Small Dataset		Overall Average	
		Avg RPD (%)	Avg Rank	Avg RPD (%)	Avg Rank	Avg RPD (%)	Avg Rank
Baseline Methods	NHS	8.27	5.70	13.42	6.10	10.85	5.90
	CWH	7.84	5.35	13.86	4.75	10.85	5.05
	DDQN-JS	13.10	6.40	4.91	3.30	9.01	4.85
ReflecSched (Ours)	Qwen3-8b	3.38	3.50	10.01	4.15	6.69	3.83
	Qwen3-14b	3.75	3.70	8.33	3.25	6.04	3.48
	Qwen3-32b	3.95	3.75	8.29	2.60	6.12	3.18
	GPT-4o	4.08	3.70	10.24	3.55	7.16	3.63
	Deepseek-v3	4.86	3.75	9.89	3.35	7.38	3.55

configurations. It achieves a 71.35% average Win Rate and an average RPD reduction of 2.755%.

Furthermore, the framework is capable of outperforming any single heuristic. We also compared its performance to an oracle baseline constructed by selecting the best-performing heuristic for each instance individually. As shown in Table 2, a two-sided Wilcoxon signed-rank test confirms no statistically significant difference between ReflecSched and this strong oracle baseline ($p > 0.05$), highlighting the framework’s effectiveness.

6.2.2. Comparison with Baseline Methods

To benchmark our ReflecSched framework, we selected and adapted three advanced algorithms representing a spectrum of established paradigms. The novelty of our problem’s specific dynamic event types necessitated this adaptation, as no directly comparable open-source implementations exist. Our comparative analysis, therefore, is not intended to challenge the original results of these baselines in their native domains, but to rigorously demonstrate the practical advantages of our proposed LLM-driven approach in this specific, complex scheduling context.

The first, CWH (Composite Weighted Heuristic), represents a sophisticated heuristic approach. Unlike the single-criterion dispatching rules evaluated previously in our study like Table 2 and Figure 6, CWH calculates job priority by integrating multiple system features through a static, linear weighted sum, providing a strong non-learning baseline. Building on this, NHS (Neural Heuristic Scorer) advances the heuristic concept by replacing the static linear weights of CWH with a neural network, allowing it to learn a non-linear scoring function and adapt its policy based on training data. Moving into the domain of DRL, we included DDQN-JS, a single-agent DRL algorithm that learns an end-to-end

scheduling policy directly from environmental interactions using a Double Deep Q-Network [45].

The performance of ReflecSched, instantiated with five different LLMs, was compared against these baselines. The results, summarized in Table 3, unequivocally demonstrate the superior performance of our framework. Our best-performing variants, ReflecSched+Qwen3-14b and ReflecSched+Qwen3-32b, achieved the best overall average RPD and average rank, respectively. This represents a substantial performance leap over the strongest baseline, DDQN-JS, which only attained an overall average RPD of 9.01%. This underscores the significant advantage provided by our framework’s planning and reflection capabilities.

On the Normal Dataset, the performance gap is most pronounced. All ReflecSched instances achieve an RPD of 4.86% or lower, whereas the best-performing baseline on this dataset CWH could only reach 7.84%. The results on the Small Dataset reveal a more nuanced picture; while DDQN-JS is competitive in terms of RPD, our ReflecSched+Qwen3-32b variant achieves the absolute best average rank across all methods and datasets, highlighting its ability to generate consistently high-quality solutions.

In summary, the ReflecSched framework not only delivers superior overall performance but also demonstrates remarkable robustness. Unlike the baseline methods, whose effectiveness varies considerably between problem scales, ReflecSched consistently delivers top-tier results, proving its strong generalization and balanced performance.

6.3. Ablation and Sensitivity Analysis

All experiments in this section were conducted using Qwen3-8B as the base model.

6.3.1. Impact of Hierarchical Reflection

To isolate the contribution of our core architectural design, we conducted an ablation study comparing the full ReflecSched framework ($L = 6, R = 24$) against an ablated, single-level version ($L = 0$). The results in Figure 7 confirm that the strategic foresight gained from multi-level reflection is a primary driver of the framework’s effectiveness. More revealingly, simply increasing the search breadth for the single-level model fails to improve its performance, which plateaus and can even degrade. This suggests that a brute-force, “flat” search is ineffective without hierarchical guidance and confirms that the hierarchical reflection mechanism provides a qualitative benefit that simply increasing computation cannot replicate.

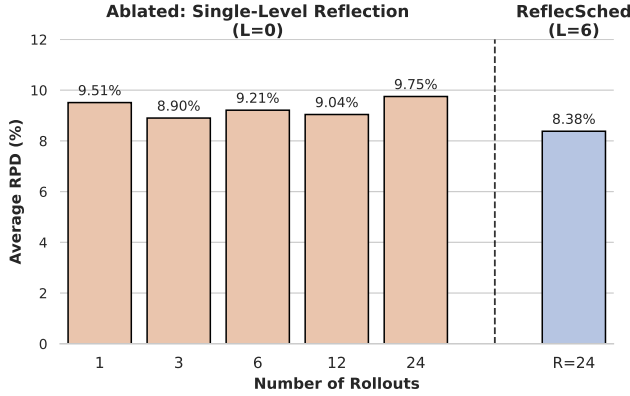


Figure 7: Ablation study on the hierarchical reflection mechanism. The chart compares the average RPD of the full ReflecSched framework with that of a single-level version. The performance of the single-level model is shown across a range of different values for the Number of Rollouts.

6.3.2. Impact of Experience Quality and Evidence Selection

We conducted studies to assess the impact of experience quality and the strategy for selecting evidence. The results are presented in Figure 8.

Experience Quality. We compared four configurations: our complete Full Experience; Shuffled experience, which randomizes temporal order; Generic problem-agnostic experience; and Noise, where guidance from the best and worst historical experiences is swapped. As shown on the left of Figure 8, Full Experience significantly outperforms all alternatives. The poor performance with Shuffled and Generic experience highlights the importance of temporal coherence and domain-specific learning. The severe degradation with Noise demonstrates that misleading information is highly detrimental.

Evidence Selection Strategy. We investigated four strategies for selecting historical decisions as evidence: our Full approach; Top-K Best, using only successful examples; Top-K Worst, using only failure cases; and Quartile, which samples from different performance tiers. The results on the right of Figure 8 show that none of the alternatives match the comprehensive guidance of the Full experience. Interestingly, on the Normal Dataset, the Top-K Worst strategy outperforms Top-K Best, suggesting that learning from failures can be more valuable than learning exclusively from successes. This establishes that a comprehensive evidence base provides the most robust learning signal.

6.3.3. Parameter Sensitivity Analysis under Budget Constraint

To understand the trade-off between search depth (Levels, L) and search width (Rollouts, R), we conducted a sensitivity analysis under a fixed computational budget where $L \times R = 24$. As illustrated in Figure 9, the results reveal a clear and consistent optimal balance.

On both datasets, the configuration of $L = 2, R = 12$ achieves the best performance. This strongly suggests that a moderate search depth combined with a substantial search width is the most effective strategy under a fixed budget. Both an extremely wide, shallow search ($L = 1$) and an extremely deep, narrow search ($L = 6$) lead to suboptimal performance. This analysis demonstrates that a balanced configuration that moderately favors search width over depth provides the most robust and effective performance across different problem scales.

6.4. Token Consumption Analysis

A critical consideration for any LLM-based framework is its computational cost, measured by token consumption. We measured the average total tokens (input + output) consumed per instance for ReflecSched and the LLM-Direct baseline on the GEN-Bench dataset.

Table 4: Average total token consumption (in thousands) per instance on the GEN-Bench dataset.

Model	Normal Scale		Small Scale	
	LLM-Direct	ReflecSched	LLM-Direct	ReflecSched
GPT-4o	137.4k	115.4k	21.3k	45.2k
DeepSeek-V3	144.4k	126.3k	23.7k	49.7k
Qwen3-32B	153.3k	144.6k	23.6k	52.5k
Qwen3-14B	146.4k	120.9k	21.7k	46.6k
Qwen3-8B	148.8k	112.8k	22.8k	45.5k
Average	146.1k	124.0k	22.6k	47.9k

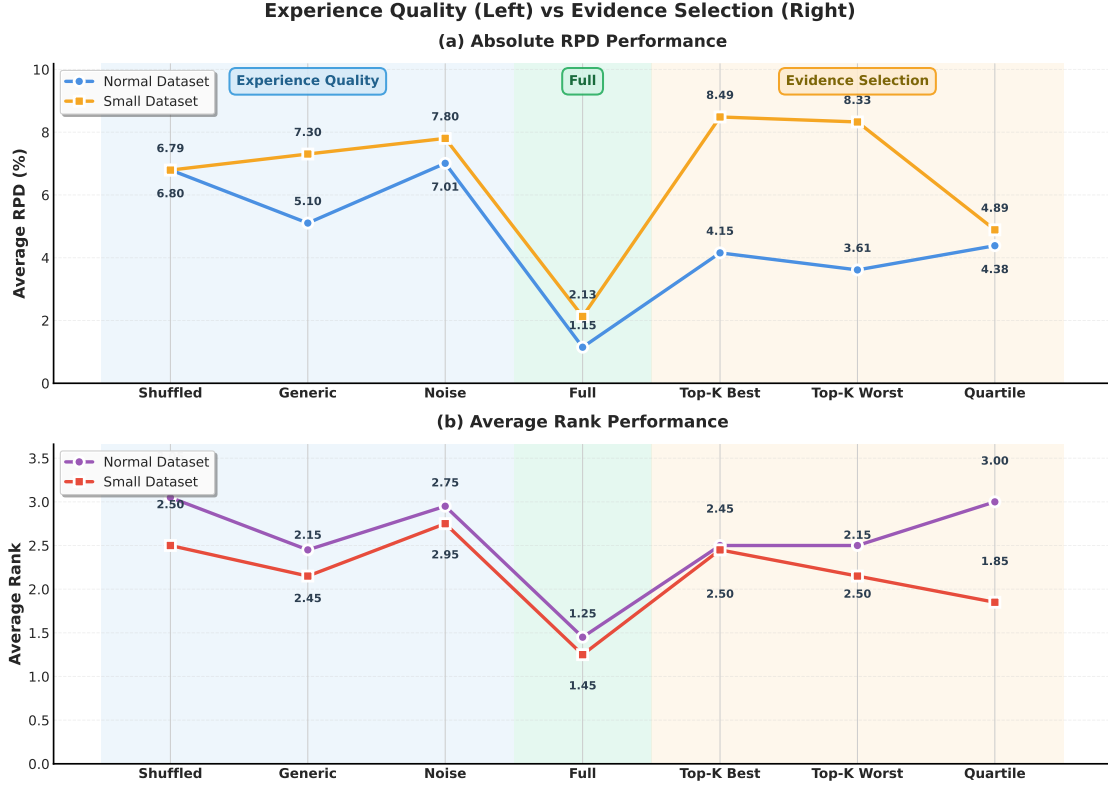


Figure 8: Ablation studies on Experience Quality (left) and Evidence Selection (right), using Qwen3-8B. (a) shows the Absolute RPD Performance, and (b) shows the Average Rank Performance. For both metrics, lower values are better.

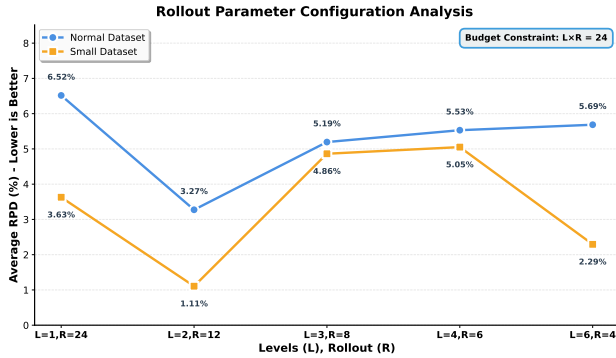


Figure 9: Analysis of Level (L) and Rollout (R) configurations under a fixed computational budget of $L \times R = 24$. The graph shows the Average RPD (%) on both Normal and Small datasets for the Qwen3-8B model. Lower RPD indicates better performance.

The results in Table 4 reveal a trade-off dictated by problem scale. For Normal scale instances, which are longer and more complex, ReflecSched is significantly more token-efficient than the baseline. This is because the reflection module’s generated experience allows subsequent decision-making prompts to be much

leaner. Conversely, for Small scale instances, the upfront computational cost of the initial reflection outweighs these savings, resulting in higher token consumption. This highlights an intentional architectural trade-off: ReflecSched allocates a greater budget to its initial reflection phase, an investment that proves effective for larger, more complex problems by improving solution quality while simultaneously reducing the total tokens required.

7. Conclusion

This paper first provided an empirical diagnosis of applying LLMs to DFJSP, identifying three critical pitfalls: the long-context paradox, heuristic underutilization, and myopic decision-making. To address these, our proposed ReflecSched framework recasts the LLM as a strategic analyst, distilling insights from multi-level simulations into a “Strategic Experience” to guide execution. Experiments confirm that ReflecSched significantly outperforms direct LLM baselines, surpasses all traditional heuristics overall, and maintains performance on par with the instance-specific best heuristic

across all problem instances. We posit that the core principle of decoupling strategic reflection from execution offers a promising template for applying LLMs to a broader class of sequential decision-making problems.

Acknowledgements

This work was partly supported by the National Natural Science Foundation of China. The code is available on <https://github.com/cls1277/ReflecSched> after being accepted.

Appendix A. Implementation Details of LLM-Direct

This appendix details the implementation of the LLM-Direct baseline scheduler. The scheduler is implemented as a decision-making agent within an event-driven simulation framework. It is invoked to make a scheduling decision at a discrete point in time, defined as a decision point. A decision point occurs whenever the processing of system events (e.g., an operation completion or machine repair) leads to a state where at least one machine is idle while one or more operations are ready for processing.

Appendix A.1. Event-Driven Simulation.

The simulation framework is centered on an event loop that processes a series of time-stamped events (e.g., job arrivals, machine breakdowns, operation completions), which are managed in a priority queue. The simulation progresses by advancing its internal clock to the timestamp of the next event in the queue and updating the system state according to the event’s type. A decision point is reached only after the event queue has been processed up to the current simulation time and the resulting state indicates that at least one operation is ready to be scheduled. This event-driven architecture ensures that the LLM is invoked to make a decision only at these specific, necessary junctures, rather than on a continuous basis.

Appendix A.2. State Representation and Prompt Construction

At each decision point, a structured textual prompt is constructed to encode the current state of the workshop for the LLM. This prompt serves as the sole source of information for the LLM’s decision-making process. The detailed structure, components, and the logic governing its construction are provided in Appendix E.

Appendix A.3. Core State Management

The entire dynamic state of the simulation is encapsulated within a central state management class. This class serves as the single source of truth for the workshop’s status and is responsible for processing all dynamic events and calculating the set of currently feasible actions. Its key functional components are as follows:

Initialization. The state manager is initialized with the static problem definition, including job structures and machine processing times, along with a predefined queue of initial dynamic events and the starting simulation time.

State Variables. Key variables maintained by the state manager include:

- The availability time for each machine, corresponding to the parameter $r_k(t)$ in the formal model.
- The progress of each job, tracked by its last successfully completed operation.
- A set containing the identifiers of machines currently in a non-operational state.
- A set identifying jobs that have been designated with emergency status.
- A set of operations that have been interrupted (e.g., due to a machine breakdown) and are awaiting resumption. This corresponds to the set O_{int} .

Event Handling. This is the central method for state transition. It processes a single event (e.g., a Job Arrival, Machine Breakdown, or Operation Completion) based on its type and timestamp. This method is responsible for updating all relevant state variables. For instance, a Machine Breakdown event adds the machine to the set of broken machines and moves any in-process operation to the set of interrupted operations. A Job Emergency event dynamically loads the data for the new urgent job and adds its identifier to the set of emergency jobs.

Feasible Action Generation. At each decision point, this method is invoked to determine the set of all feasible scheduling actions. It iterates through all active jobs, verifies their arrival and precedence constraints, and identifies all operations that are ready to be scheduled. For each such operation, it determines the subset of its candidate machines that are currently available (i.e., not broken and not busy). The output is a set of feasible actions, which is used to generate the “Ready Operations” and “Candidate Actions” sections of the LLM prompt.

Action Execution. Once the LLM selects an action, this method executes it. It updates the availability time of the selected machine, records the assignment for performance tracking (e.g., for Gantt chart generation), and updates the machine’s workload metrics. Crucially, it generates a new Operation Completion event with a calculated end time and inserts it into the simulation’s priority queue.

Appendix B. Case Study: An Analysis of the Comprehension Limitations in Smaller LLMs

This appendix provides a qualitative analysis of the reasoning process exhibited by a smaller-scale model (Qwen3-4B) when functioning as the LLM-Direct scheduler [42]. The subsequent examples, extracted directly from execution logs, are presented to illustrate specific failure modes. These examples highlight the model’s difficulties in consistently and accurately interpreting the complex, natural-language representation of the DFJSP state. These case studies serve as empirical evidence for the central claim of our main paper: that the direct application of LLMs to this scheduling problem exhibits significant limitations. This analysis, therefore, underscores the necessity for a more structured framework like ReflecSched.

Appendix B.1. Over-reliance on a Simple Heuristic

Prompt Context. At the initial decision point in the simulation ($t = 2.426$), the model is presented with a scenario involving a single ready operation, $O_{1,1}$, which has two candidate machines:

- Machine 1, Processing Time: 1.78
- Machine 3, Processing Time: 2.66

The prompt also provides other strategic metrics for this operation.

Model’s Reasoning and Behavior. Across all five sampled responses, the model’s reasoning was nearly identical. A representative example is provided below, with the key reasoning statement highlighted in bold.

```
Reasoning:
Since there are no emergency jobs, I need to
choose the next operation...
The primary objective is to minimize the final
makespan, which means we should choose
the operation that has the shortest
processing time...
the operation on Machine 1 has the shortest
processing time of 1.78.
{"job": 1, "op": 1, "machine": 1}
```

Analysis. This case highlights the model’s strong propensity to favor a simple, locally-optimal heuristic—the Shortest Processing Time (SPT) rule. While the model correctly identifies the action corresponding to the SPT rule, its explicit reasoning reveals that it largely disregards other strategic information provided in the prompt, such as the remaining work and number of operations for the job. The model’s decision-making process reduces to a one-dimensional analysis, which serves as a concrete example of the “myopic greed” pitfall we identify in the main paper. Although the model can parse individual data points, it fails to synthesize these multiple, potentially conflicting, pieces of information into a more robust strategic evaluation.

Appendix B.2. Misinterpretation of State Descriptors

Prompt Context. At a later decision point ($t = 7.466$), the model is presented with two ready operations, one of which is the final operation for its corresponding job. The two candidate actions are:

- Job 1, Operation 3 on Machine 1 (Time 2.99, rem_work=0.0, rem_ops=0)
- Job 5, Operation 1 on Machine 1 (Time 1.85, rem_work=5.31, rem_ops=3)

Model’s Reasoning and Behavior. Several of the model’s responses exhibit a critical misinterpretation of the state descriptors. A representative example follows:

```
Reasoning:
Job 1 Operation 3 on Machine 1: This operation
...is already completed (rem_work = 0.0,
rem_ops = 0)...
Since Job 1 Operation 3 is already completed
...the only operation that affects the
makespan is Job 5 Operation 1.
Therefore, we should schedule Job 5 Operation
1...
{"job": 5, "op": 1, "machine": 1}
```

Analysis. This case provides a clear instance of a semantic interpretation failure. The model’s reasoning hinges on a critical error: it confuses a description of a potential future state with a historical fact. Specifically, it incorrectly interprets the metrics rem_work=0.0 and rem_ops=0—which describe the state of the job *after* the proposed operation would be completed—as evidence that the operation is *already* complete. This logical fallacy leads the model to erroneously discard a feasible candidate action. The example demonstrates

the brittleness of the model’s ability to map state descriptors to their correct temporal context, a foundational challenge for reliable decision-making.

Appendix B.3. Inconsistent Adherence to Procedural Rules

Prompt Context. The prompt includes an explicit, high-priority rule for handling emergency jobs. At timestamp $t = 11.415$, the arrival of an emergency job creates a critical test of the model’s ability to reliably apply this conditional instruction, particularly when presented with competing non-emergency options.

- The “Emergency Jobs” list now contains “[6]”.
- The “Ready Operations” list includes “Job 6 Operation 1 [EMERGENCY]” with three machine options.
- A non-emergency operation, “Job 3 Operation 4”, is also available.

Model’s Reasoning and Behavior. The five sampled responses for this single decision point show a striking lack of consistency and, in some cases, outright confusion.

- Correct Responses (3 out of 5): Three responses correctly identified the emergency job.
- Contradictory/Incorrect Responses (2 out of 5): Two responses exhibited confused reasoning. One’s rationale is presented below.

Reasoning:
First, I check for emergency jobs. Job 6 Operation 1 is marked as emergency...
However, the candidate actions list only includes non-emergency operations.
This is a contradiction...

This assertion is factually incorrect, as the emergency job is explicitly listed in the “Candidate Actions” JSON block. The model has thus failed to correctly parse the provided context, leading it to generate a spurious contradiction.

Analysis. This case demonstrates a critical failure mode: the unreliable application of explicit, high-priority rules. Even when presented with a straightforward directive, the model’s reasoning process is shown to be inconsistent across multiple generation attempts. The generation of a factually incorrect, self-contradictory rationale reveals a significant vulnerability. While a majority voting mechanism might salvage

the correct final decision in this instance, the flawed and unpredictable nature of the underlying reasoning process is exposed. This unreliability is unacceptable in operational settings where consistent adherence to critical constraints is paramount. This finding underscores that smaller-scale models cannot be reliably tasked with executing critical operational policies without a more robust, structured guiding framework.

Appendix C. Experimental Protocol for the PDR Application Analysis

This appendix provides a detailed description of the experimental protocol used to assess the LLM-Direct baseline’s ability to apply heuristics, evaluated on our diagnostic PDR-Bench dataset.

Appendix C.1. Experimental Objective

The primary objective of this experiment is to quantitatively assess the LLM’s ability to apply externally provided heuristics, Priority Dispatching Rules (PDRs), to its decision-making process. The PDR-Bench dataset is specifically designed for this purpose, as each instance has a single, empirically best-performing PDR. The experiment tests the hypothesis that when the model is explicitly prompted with the best-performing rule for an instance, its performance should converge towards that of the rule itself.

Appendix C.2. Experimental Conditions

To test this hypothesis, we evaluated the LLM-Direct baseline under three distinct prompting conditions:

- **LLM-Direct:** In this standard condition, the prompt contains no information about any PDRs. The model must rely solely on its pre-trained knowledge and the provided state information.
- **All-PDRs:** In this condition, the prompt is augmented with a list of all 24 PDR combinations. The model is instructed that it may use these rules for guidance but is not explicitly required to do so.
- **Single-Best-PDR:** In this condition, for each instance in PDR-Bench, the prompt is augmented with only the single, specific PDR known to yield the best makespan. This condition provides the model with the most direct and unambiguous guidance, thereby isolating its ability to follow a single, targeted instruction.

Appendix C.3. Prompt Augmentation for Heuristics

The PDRs are integrated into the prompt as a distinct, clearly demarcated section. For each rule, the prompt provides its acronym (e.g., SPT), a full name, a precise selection criterion, and the strategic rationale for its use. This structure is designed to give the model all the necessary information to understand and potentially apply the heuristic. The following excerpt illustrates the format and instructional language used.

```
... (previous prompt sections: State, Ready
Ops, etc.) ...

# Priority Scheduling Rules
Below are the ``Operations Priority Scheduling
Rules`` and ``Machines Priority
Scheduling Rules``. You can choose to use
these rules for scheduling, but it is NOT
required.

## Operations Priority Scheduling Rules
SPT (Shortest Processing Time):
Criterion: Choose the candidate with the
smallest `min_pt`.
Rationale: Selecting the operation whose
shortest possible processing time is
minimal reduces average flow time and
keeps machines busy with quick tasks first
.

## Machines Priority Scheduling Rules
LIT (Least Idle Time):
Criterion: Among candidate machines,
choose the one with the smallest `free
until time`.
Rationale: Favors machines that free up
next, keeping resources continuously
occupied.

... (subsequent prompt sections: Candidate
Actions, Instructions, etc.) ...
```

Appendix D. Benchmark Generation and Curation Methodology

The empirical evaluation in this study relies on two benchmark suites, GEN-Bench and PDR-Bench, which were generated for this work. These datasets were not randomly selected; rather, they were systematically curated from a large, procedurally generated pool of DFJSP instances to serve specific analytical purposes. This appendix details the formal methodology for their generation and subsequent curation.

Appendix D.1. Instance Generation

To create a diverse and challenging pool of problems, we developed a parameterized instance generator that

allows for fine-grained control over both the static and dynamic characteristics of the DFJSP instances. The key generation parameters are summarized in Table D.1.

Table D.1: Parameter ranges for instance generation at Normal and Small scales.

Parameter	Normal Scale	Small Scale
<i>Static Characteristics</i>		
Number of Jobs	[15, 20]	[3, 5]
Operations per Job	[2, 4]	[2, 4]
Number of Machines	[3, 5]	[3, 5]
Candidate Machines per Op.	[1, 3]	[1, 3]
Processing Time Range	[1.0, 5.0]	[1.0, 3.0]
<i>Dynamic Event Characteristics</i>		
Emergency Jobs per Instance	1	1
Machine Failure Probability	0.5	0.3
Job Cancellation Probability	0.3	0.2

The generation process for each instance is as follows:

- **Static Structure:** The generator first defines the static topology of the problem by sampling the number of jobs, machines, and operations per job from the uniform integer ranges specified in Table D.1. For each operation, a set of candidate machines is randomly sampled. A base processing time is drawn from a uniform distribution, with an additional perturbation factor ($\pm 20\%$) applied to model machine-specific efficiency differences.
- **Dynamic Events:** A set of dynamic events is introduced to ensure a high degree of problem dynamism. Job arrival times are sampled from the first half of the simulation horizon to ensure significant system load during the early stages. Machine breakdown events are generated stochastically for each machine based on a specified failure probability. The duration of each repair is drawn from a uniform distribution $\mathcal{U}(1.0, 4.0)$. Similarly, job cancellations and the arrival of new, high-priority emergency jobs are introduced based on their respective probabilities.
- **Adaptive Horizon:** The total simulation horizon for each instance is not fixed but is calculated dynamically. It is based on a simple makespan lower bound estimate (total processing work of all initial jobs divided by the machine count), which is then multiplied by a buffer factor (1.2). This ensures that the horizon is sufficiently long to accommodate the completion of all tasks and dynamic events.

This generator was used to create an initial pool of 200 instances for each problem scale, which subsequently served as the input for our curation processes.

Appendix D.2. PDR-Bench: The Diagnostic Heuristic Benchmark

Goal. The primary objective of PDR-Bench is to generate a diagnostic dataset of problem instances where, for each instance, a single PDR demonstrably outperforms all others. This design creates an unambiguous ground truth, enabling a clear, quantitative assessment of an LLM’s ability to apply a specific, demonstrably superior heuristic when prompted.

Methodology. The curation process begins with a large, diverse set of generated DFJSP instances. For each instance I , we first simulate its scheduling process using every individual PDR from a predefined set of rules \mathcal{R} . Let $M(I, r)$ denote the final makespan achieved on instance I using rule $r \in \mathcal{R}$. An instance I is selected for inclusion in PDR-Bench if and only if there exists a single, uniquely dominant heuristic. Formally, we first identify the best-performing rule r^* for the instance:

$$r^* = \arg \min_{r \in \mathcal{R}} M(I, r) \quad (\text{D.1})$$

The instance I is then included in the benchmark if this minimum is unique. That is, the makespan of the best-performing rule must be strictly better than that of any other rule in the set:

$$\forall r' \in \mathcal{R}, r' \neq r^* \implies M(I, r') > M(I, r^*) \quad (\text{D.2})$$

This filtering process yields a collection of problem instances, each of which is constructed to have a single, empirically dominant heuristic. This establishes a clear and objective ground truth for our subsequent analysis of the LLM’s heuristic application capabilities.

Appendix D.3. GEN-Bench: The Fair Evaluation Benchmark

Goal. The objective of GEN-Bench is to curate a general-purpose benchmark that is demonstrably fair and unbiased. This is achieved by satisfying two competing criteria: (1) each individual instance should be challenging and capable of discriminating between the performance of different rules (high discrimination), and (2) the dataset as a whole should not exhibit a systemic bias towards any particular rule (high global balance).

Methodology. The curation of GEN-Bench is framed as a multi-objective optimization problem, which we address using a greedy selection algorithm. The process involves quantifying two key statistical properties: instance-level discrimination and subset-level global balance.

Instance-Level Discrimination. For each candidate instance I , we measure its ability to discriminate between the performances of different rules. Let $\mathcal{P}_I = \{M(I, r) \mid r \in \mathcal{R}\}$ be the set of makespan results for instance I across all rules in the set \mathcal{R} . We compute a composite Discrimination Score, $Disc(I)$, as a weighted sum of five normalized statistical dispersion metrics. A higher $Disc(I)$ indicates that the instance is more effective at highlighting performance differences between scheduling strategies. The components are defined as follows:

1. Coefficient of Variation (CV). This metric provides a scale-invariant measure of dispersion. Let $\mu(\mathcal{P}_I)$ and $\sigma(\mathcal{P}_I)$ be the mean and standard deviation of the makespans in \mathcal{P}_I .

$$CV(\mathcal{P}_I) = \frac{\sigma(\mathcal{P}_I)}{\mu(\mathcal{P}_I)} \quad (\text{D.3})$$

2. Relative Range. This captures the maximum performance spread relative to the mean.

$$Range(\mathcal{P}_I) = \frac{\max(\mathcal{P}_I) - \min(\mathcal{P}_I)}{\mu(\mathcal{P}_I)} \quad (\text{D.4})$$

3. Relative Interquartile Range (IQR). A robust measure of the spread of the central 50% of the data [46]. Let $Q1(\mathcal{P}_I)$ and $Q3(\mathcal{P}_I)$ be the first and third quartiles.

$$IQR(\mathcal{P}_I) = \frac{Q3(\mathcal{P}_I) - Q1(\mathcal{P}_I)}{\text{median}(\mathcal{P}_I)} \quad (\text{D.5})$$

4. Entropy of Performance Ranks. This quantifies the diversity of the performance ordering [47]. Let p_k be the proportion of rules achieving rank k . The normalized Shannon entropy is:

$$H(I) = -\frac{1}{\log(|\mathcal{R}|)} \sum_k p_k \log(p_k) \quad (\text{D.6})$$

5. Average Pairwise Relative Difference. This assesses the average separation between all pairs of rule performances.

$$d_{pair}(I) = \frac{1}{\binom{|\mathcal{R}|}{2}} \sum_{\{p_a, p_b\} \subseteq \mathcal{P}_I, a \neq b} \frac{|p_a - p_b|}{p_a + p_b} \quad (\text{D.7})$$

Final Composite Score. The five metrics are normalized to a commensurable “[0, 1]” scale and then combined in a weighted sum to form the final discrimination score, $Disc(I)$. We define a scaling function $\phi_c(x) = \min(x, c)/c$ to cap and normalize a value x with a constant c . The final score is calculated as:

$$\begin{aligned} Disc(I) = & w_{cv} \cdot \phi_{2.0}(CV(\mathcal{P}_I)) \\ & + w_{range} \cdot \phi_{3.0}(Range(\mathcal{P}_I)) \\ & + w_{iqr} \cdot \phi_{1.5}(IQR(\mathcal{P}_I)) \\ & + w_H \cdot H(I) \\ & + w_{pair} \cdot \phi_{1.0}(d_{pair}(I)) \end{aligned} \quad (D.8)$$

where the weights ($w_{cv}, w_{range}, w_{iqr}, w_H, w_{pair}$) are set to (0.25, 0.20, 0.20, 0.15, 0.20). The entropy term $H(I)$ is already normalized.

Subset-Level Global Balance. For any subset of instances \mathcal{S} , we measure its global balance to assess if the subset, as a whole, is biased towards any particular rule. Let $\bar{M}(r, \mathcal{S})$ be the average performance of rule r across all instances in \mathcal{S} . Let $\bar{\mathcal{P}}_{\mathcal{S}} = \{\bar{M}(r, \mathcal{S}) \mid r \in \mathcal{R}\}$ be the set of these average performances. The global balance is then defined as:

$$Bal(\mathcal{S}) = 1 - \min(CV(\bar{\mathcal{P}}_{\mathcal{S}}), 1.0) \quad (D.9)$$

A balance score close to 1 indicates that, on average, all PDRs perform similarly on the selected dataset, making it a fair and unbiased benchmark.

Greedy Selection Algorithm. With these metrics defined, GEN-Bench is curated via a greedy algorithm. Starting with an empty set \mathcal{S}_0 , the algorithm iteratively adds the instance I^* from the pool of remaining candidates that maximizes a weighted objective function. At each step k , this function combines the average discrimination of the new set, its global balance, and the diversity of instance types:

$$\begin{aligned} I^* = \arg \max_{I \notin \mathcal{S}_k} & \left[w_{disc} \cdot \left(\frac{1}{|\mathcal{S}_k| + 1} \sum_{I' \in \mathcal{S}_k \cup \{I\}} Disc(I') \right) \right. \\ & \left. + w_{bal} \cdot Bal(\mathcal{S}_k \cup \{I\}) \right] \end{aligned} \quad (D.10)$$

Appendix E. Prompt Architecture and Design

This appendix provides a detailed description of the architecture of the two core prompts used in this work: the **Decision Prompt** and the **Reflection Prompt**. These prompts are programmatically constructed at run-time, assembling information from the simulation environment according to a predefined structure.

Appendix E.1. The Decision Prompt

The Decision Prompt is the primary interface for eliciting a scheduling decision from an LLM. It is engineered to provide a structured, textual representation of the current shop-floor state, enabling the model to make a single, immediate scheduling choice. This prompt’s architecture is shared by both the LLM-Direct baseline and the Experience-Guided Decision-Making (EGDM) module within ReflecSched. The key difference between the two applications is the inclusion of the “Strategic Experience” component, which is present only for the EGDM module.

The prompt is composed of several modular information blocks, assembled hierarchically to guide the model’s reasoning.

```
You are an expert scheduler in a dynamic
factory. Your goal is to make smart,
forward-looking decisions to keep the
factory running smoothly and finish all
jobs as early as possible (minimize
makespan).

# Primary Objective
Choose the *single best* operation-machine
pair to schedule right now. A good
decision balances short-term gains with
long-term risks.

# Key Information to Consider

1. **Current Timestamp**: {snapshot['
timestamp']}
2. **Machine States**:
  - 'status': Is the machine available or
  broken?
  - 'contention': How many *future*
  operations need this machine? A high
  contention machine is a future bottleneck.
  **Avoid occupying a high-contention
  machine with a non-critical or flexible
  task.**
3. **Ready Operations**:
  - 'est': When can this operation *actually
  * start?
  - 'rem_work': How much work is left for
  this job? High 'rem_work' jobs might need
  to start sooner.
  - 'flexibility': How many machine options
  does this operation have? An operation
  with 'flexibility: 1' is a critical
  constraint and may need to be prioritized
  to avoid it getting stuck.
  - '[EMERGENCY]': These jobs MUST be
  scheduled before any non-emergency job.

{Machines States}

{Emergency Jobs}

{Strategic Experience}
```

```

{Ready Operations}

# Candidate Actions (only these are allowed)
```json
{actions_json}
```

# Task: Make a Decision

Think step-by-step. Your reasoning should
balance these factors:

1. Urgency: Handle '[EMERGENCY]' jobs
first.
2. Constraints: An operation with low '
flexibility' (e.g., 1) is a constraint.
Clearing it might unlock more options.
3. Bottlenecks: Is the machine you are
choosing a high-'contention' resource? If
so, is this operation important enough to
occupy it? Could a more flexible operation
go to a less contended machine?
4. Flow: Does scheduling a long-'rem_work
' job now prevent it from becoming a
problem later? Or is it better to clear a
quick job to speed up the flow?

Based on your analysis, provide your final
decision in JSON format.

```json
{"job": <int>, "op": <int>, "machine": <int
>}}
```

```

Core Components of the Decision Prompt.

- **Role and Objective:** The prompt begins by assigning the LLM the role of an “expert scheduler” and clearly states the primary objective (e.g., minimize makespan).
- **Glossary and Strategic Guide:** This section defines key operational metrics (e.g., machine contention, operation flexibility) to ensure consistent interpretation by the LLM and provides high-level advice on balancing competing objectives.
- **Machine States:** A summary of each machine’s status, including its current availability (i.e., when it will be free) and a calculated contention level—a metric representing the number of future operations competing for that resource.
- **Emergency Jobs:** A list identifying any jobs currently designated with emergency status, which must be prioritized.

- **Ready Operations:** A catalog of all currently schedulable operations. For each operation, this section summarizes key attributes such as its earliest start time, shortest possible processing time, the remaining work in its parent job, and its scheduling flexibility (i.e., the number of candidate machines).
- **Candidate Actions:** A machine-readable, JSON-formatted list enumerating all feasible (job, operation, machine) scheduling actions. This serves as a strict output schema, constraining the LLM’s final output to a valid and directly executable format.
- **Task Instructions:** A set of explicit instructions guiding the LLM’s final reasoning process, prompting the model to balance the various informational components before committing to a final decision.

Conditional Component for EGDM.

- **Strategic Experience:** (Included only for the EGDM module) This component inserts the core strategic guidance synthesized by the Hierarchical Reflection Module. This natural-language principle, enclosed in `<key_insights>` tags, is the primary input for informing the LLM’s non-myopic reasoning.

Appendix E.2. The Reflection Prompt

The Reflection Prompt serves a fundamentally different function from the Decision Prompt. It does not request an immediate scheduling action. Instead, it is engineered to instruct the LLM to act as a strategic analyst, tasked with synthesizing a new, more refined strategic principle based on a comparative analysis of simulated outcomes.

```

You are a master Scheduling Strategist. Your
mission is to analyze different simulated
futures (rollout paths) to REFINE and
UPDATE a generalizable strategic
principle.

{The Existing Strategic Principle}

{The Originating Decision-Point State}

{Summarized Simulation Outcomes}

# Analysis and Synthesis Task
Your task is to integrate the New Evidence
with the Previous Experience.

```

```

1. **Analyze the Decision Paths**: Look at the "Best Path" and "Worst/Alternative Path". What is the key difference in their *initial decisions*? Why did starting with the better initial decision lead to a better overall makespan? Did it unblock a critical machine earlier? Did it prioritize a job with more work remaining? Look beyond just the first step and consider how it affected the sequence.

2. **Synthesize a New Strategy**:
  * **Evaluate New vs. Old**: How does the insight from your path analysis relate to the 'Previous Experience'? Does it **CONFIRM** the old strategy (e.g., "The SPT rule worked again")? Does it **CONTRADICT** it (e.g., "SPT was bad here, prioritizing a job with more remaining work (MWKR) was better")? Or does it **ADD NUANCE** (e.g., "SPT is good, but only if it doesn't starve a critical machine that another job needs next").
  * **Formulate the Updated Insight**: Create a single, robust strategic principle for the next decision. **Do not simply list old and new rules.** Synthesize them into one superior, more general rule.

# Output Requirements
Provide your analysis in the following XML-style tags. Be concise and focus on the final, actionable insights.

```xml
<comparison_summary>
(Your brief analysis comparing the decision paths, explaining the "why".)
</comparison_summary>

<key_insights>
(Your **NEW, REFINED, and SYNTHESIZED** strategic principle. This is the key output.)
</key_insights>
```

```

Key Components of the Reflection Prompt.

- **Role Assignment**: The LLM is instructed to act as a "Scheduling Strategist." Its stated task is to refine and update an existing scheduling policy, in contrast to the single-action task of the Decision Prompt.
- **The Existing Strategic Principle**: This block presents the current natural-language strategy (the "Strategic Experience") that was used to guide the initial heuristic-driven simulations, thereby providing the context for the refinement task.

- **The Originating Decision-Point State**: This component provides a full description of the system state at the moment the simulations were initiated. This information allows the LLM to ground its analysis of the simulation outcomes in the specific trade-offs and conditions that were present.
- **Summarized Simulation Outcomes**: This is the primary data for analysis. It presents a concise comparison of the best- and worst-performing simulated trajectories, highlighting their final makespans and, crucially, the divergent initial decision paths that produced these outcomes.
- **A Structured Reasoning Guide**: This section provides an explicit, two-stage set of instructions. First, it directs the LLM to analyze the causal relationship between the initial decision paths and the final outcomes. Second, it instructs the model to synthesize the insights from this analysis into a new, more robust strategic principle, potentially by refining or replacing the previous one.
- **A Strict Output Schema**: The prompt requires the LLM to structure its response using two specific XML-style tags: `<comparison_summary>` for its analytical reasoning, and `<key_insights>` for the final, synthesized strategic principle. This structured output is essential for the framework to programmatically extract and subsequently utilize the new "Strategic Experience".

References

- [1] S. Li, W. Ouyang, Y. Ma, C. Wu, Learning-guided rolling horizon optimization for long-horizon flexible job-shop scheduling, arXiv preprint arXiv:2502.15791 (2025).
- [2] S. Cao, R. Li, W. Gong, C. Lu, Inverse model and adaptive neighborhood search based cooperative optimizer for energy-efficient distributed flexible job shop scheduling, Swarm and Evolutionary Computation 83 (2023) 101419.
- [3] C. Ferreira, G. Figueira, P. Amorim, Effective and interpretable dispatching rules for dynamic job shops via guided empirical learning, Omega 111 (2022) 102643.
- [4] M. Xu, Y. Mei, F. Zhang, M. Zhang, Learn to optimise for job shop scheduling: a survey with comparison between genetic programming and reinforcement learning, Artificial Intelligence Review 58 (6) (2025) 1–53.

- [5] C. Zhang, W. Song, Z. Cao, J. Zhang, P. S. Tan, X. Chi, Learning to dispatch for job shop scheduling via deep reinforcement learning, *Advances in neural information processing systems* 33 (2020) 1621–1632.
- [6] C. Ngwu, Y. Liu, R. Wu, Reinforcement learning in dynamic job shop scheduling: a comprehensive review of ai-driven approaches in modern manufacturing, *Journal of Intelligent Manufacturing* (2025) 1–16.
- [7] H. Abgaryan, A. Harutyunyan, T. Cazenave, Llms can schedule, *arXiv preprint arXiv:2408.06993* (2024).
- [8] A. Baykasoğlu, F. S. Madenoğlu, A. Hamzadayı, Greedy randomized adaptive search for dynamic flexible job-shop scheduling, *Journal of Manufacturing Systems* 56 (2020) 425–451.
- [9] W. Ren, Y. Yan, Y. Hu, Y. Guan, Joint optimisation for dynamic flexible job-shop scheduling problem with transportation time and resource constraints, *International Journal of Production Research* 60 (18) (2022) 5675–5696.
- [10] M. Shahgholi Zadeh, Y. Katebi, A. Doniavi, A heuristic model for dynamic flexible job shop scheduling problem considering variable processing times, *International Journal of Production Research* 57 (10) (2019) 3020–3035.
- [11] S. Yang, H. Guo, J. Huang, K. Han, A deep reinforcement learning based approach for dynamic job shop scheduling considering variable processing time, in: *Proceedings of the 2024 4th International Conference on Artificial Intelligence, Automation and High Performance Computing*, 2024, pp. 368–374.
- [12] R. Liu, R. Piplani, C. Toro, A deep multi-agent reinforcement learning approach to solve dynamic job shop scheduling problem, *Computers & Operations Research* 159 (2023) 106294.
- [13] S. Luo, L. Zhang, Y. Fan, Real-time scheduling for dynamic partial-no-wait multiobjective flexible job shop by deep reinforcement learning, *IEEE Transactions on Automation Science and Engineering* 19 (4) (2021) 3020–3038.
- [14] H. Abgaryan, T. Cazenave, A. Harutyunyan, Star-job: Dataset for llm-driven job shop scheduling, *arXiv preprint arXiv:2503.01877* (2025).
- [15] P. T. Amarasinghe, S. Nguyen, Y. Sun, D. Alahakoon, Ai-copilot for business optimisation: A framework and a case study in production scheduling, *arXiv preprint arXiv:2309.13218* (2023).
- [16] A. AhmadiTeshnizi, W. Gao, H. Brunborg, S. Talei, C. Lawless, M. Udell, Optimus-0.3: Using large language models to model and solve optimization problems at scale, *arXiv preprint arXiv:2407.19633* (2024).
- [17] J. Huang, X. Li, L. Gao, Q. Liu, Y. Teng, Automatic programming via large language models with population self-evolution for dynamic job shop scheduling problem, *arXiv preprint arXiv:2410.22657* (2024).
- [18] C. Packer, S. Wooders, K. Lin, V. Fang, S. G. Patil, I. Stoica, J. E. Gonzalez, Memgpt: Towards llms as operating systems (2024). *arXiv:2310.08560*. URL <https://arxiv.org/abs/2310.08560>
- [19] W. Zhong, L. Guo, Q. Gao, H. Ye, Y. Wang, Memorybank: Enhancing large language models with long-term memory (2023). *arXiv:2305.10250*. URL <https://arxiv.org/abs/2305.10250>
- [20] H. Sun, S. Zeng, Hierarchical memory for high-efficiency long-term reasoning in llm agents (2025). *arXiv:2507.22925*. URL <https://arxiv.org/abs/2507.22925>
- [21] M. Hu, T. Chen, Q. Chen, Y. Mu, W. Shao, P. Luo, Hiagent: Hierarchical working memory management for solving long-horizon agent tasks with large language model (2024). *arXiv:2408.09559*. URL <https://arxiv.org/abs/2408.09559>
- [22] S. Cao, Y. Yuan, A novel memetic algorithm for energy-efficient distributed heterogeneous flexible job shop scheduling: Case studies in uavs delivery, *IEEE Internet of Things Journal* (2024).
- [23] A. Baykasoğlu, F. S. Madenoğlu, A. Hamzadayı, Greedy randomized adaptive search for dynamic flexible job-shop scheduling, *Journal of Manufacturing Systems* 56 (2020) 425–451. doi:<https://doi.org/10.1016/j.jmsy.2020.06.005>. URL <https://www.sciencedirect.com/science/article/pii/S0278612520300959>
- [24] F. Ren, H. Liu, Dynamic scheduling for flexible job shop based on machinerank algorithm and reinforcement learning, *Scientific Reports* 14 (1) (2024) 29741.

- [25] H. Jiang, Q. Wu, X. Luo, D. Li, C.-Y. Lin, Y. Yang, L. Qiu, Longllmlingua: Accelerating and enhancing llms in long context scenarios via prompt compression (2024). arXiv:2310.06839. URL <https://arxiv.org/abs/2310.06839>
- [26] N. F. Liu, K. Lin, J. Hewitt, A. Paranjape, M. Bevilacqua, F. Petroni, P. Liang, Lost in the middle: How language models use long contexts (2023). arXiv:2307.03172. URL <https://arxiv.org/abs/2307.03172>
- [27] N. Mu, S. Chen, Z. Wang, S. Chen, D. Karamardian, L. Aljerais, B. Alomair, D. Hendrycks, D. Wagner, Can llms follow simple rules? (2024). arXiv:2311.04235. URL <https://arxiv.org/abs/2311.04235>
- [28] A. Uzunoglu, A. R. Safa, G. G. Şahin, Paradise: Evaluating implicit planning skills of language models with procedural warnings and tips dataset (2024). arXiv:2403.03167. URL <https://arxiv.org/abs/2403.03167>
- [29] T. Baeumel, J. van Genabith, S. Ostermann, The lookahead limitation: Why multi-operand addition is hard for llms (2025). arXiv:2502.19981. URL <https://arxiv.org/abs/2502.19981>
- [30] S. Yao, J. Zhao, D. Yu, N. Du, I. Shafran, K. Narasimhan, Y. Cao, React: Synergizing reasoning and acting in language models (2023). arXiv:2210.03629. URL <https://arxiv.org/abs/2210.03629>
- [31] S. Yao, D. Yu, J. Zhao, I. Shafran, T. Griffiths, Y. Cao, K. Narasimhan, Tree of thoughts: Deliberate problem solving with large language models, *Advances in neural information processing systems* 36 (2023) 11809–11822.
- [32] D. Zhang, S. Zhoubian, Z. Hu, Y. Yue, Y. Dong, J. Tang, Rest-mcts*: Llm self-training via process reward guided tree search (2024). arXiv:2406.03816. URL <https://arxiv.org/abs/2406.03816>
- [33] R. Gui, Z. Wang, J. Wang, C. Ma, H. Zhen, M. Yuan, J. Hao, D. Lian, E. Chen, F. Wu, Hypertree planning: Enhancing llm reasoning via hierarchical thinking (2025). arXiv:2505.02322. URL <https://arxiv.org/abs/2505.02322>
- [34] N. Shinn, F. Cassano, A. Gopinath, K. Narasimhan, S. Yao, Reflexion: Language agents with verbal reinforcement learning, *Advances in Neural Information Processing Systems* 36 (2023) 8634–8652.
- [35] J. Light, M. Cai, W. Chen, G. Wang, X. Chen, W. Cheng, Y. Yue, Z. Hu, Strategist: Self-improvement of llm decision making via bi-level tree search (2025). arXiv:2408.10635. URL <https://arxiv.org/abs/2408.10635>
- [36] G. Gordon, Stable function approximation in dynamic programming, in: *Proceedings of (ICML) International Conference on Machine Learning*, 1995, pp. 261 – 268.
- [37] T. Schmied, J. Bornschein, J. Grau-Moya, M. Wulfmeier, R. Pascanu, Llms are greedy agents: Effects of rl fine-tuning on decision-making abilities (2025). arXiv:2504.16078. URL <https://arxiv.org/abs/2504.16078>
- [38] D. Bertsekas, *Dynamic Programming and Optimal Control: Volume II; Approximate Dynamic Programming*, Vol. 4, Athena Scientific, 2012.
- [39] J. Demšar, Statistical comparisons of classifiers over multiple data sets, *Journal of Machine Learning Research* 7 (1) (2006) 1–30. URL <http://jmlr.org/papers/v7/demsar06a.html>
- [40] A. Hurst, A. Lerer, A. P. Goucher, A. Perelman, A. Ramesh, A. Clark, A. Ostrow, A. Welihinda, A. Hayes, A. Radford, et al., Gpt-4o system card, arXiv preprint arXiv:2410.21276 (2024).
- [41] A. Liu, B. Feng, B. Xue, B. Wang, B. Wu, C. Lu, C. Zhao, C. Deng, C. Zhang, C. Ruan, et al., Deepseek-v3 technical report, arXiv preprint arXiv:2412.19437 (2024).
- [42] A. Yang, A. Li, B. Yang, B. Zhang, B. Hui, B. Zheng, B. Yu, C. Gao, C. Huang, C. Lv, et al., Qwen3 technical report, arXiv preprint arXiv:2505.09388 (2025).
- [43] J. Wei, X. Wang, D. Schuurmans, M. Bosma, F. Xia, E. Chi, Q. V. Le, D. Zhou, et al., Chain-of-thought prompting elicits reasoning in large language models, *Advances in neural information processing systems* 35 (2022) 24824–24837.
- [44] X. Wang, J. Wei, D. Schuurmans, Q. Le, E. Chi, S. Narang, A. Chowdhery, D. Zhou, Self-consistency improves chain of thought reasoning in language models, arXiv preprint arXiv:2203.11171 (2022).

- [45] R. Liu, R. Piplani, C. Toro, Deep reinforcement learning for dynamic scheduling of a flexible job shop, *International Journal of Production Research* 60 (13) (2022) 4049–4069.
- [46] J. W. Tukey, et al., *Exploratory data analysis*, Vol. 2, Springer, 1977.
- [47] W. Jun, T. Yue-Jin, D. Hong-Zhong, Z. Da-Zhi, Normalized entropy of rank distribution: a novel measure of heterogeneity of complex networks, *Chinese Physics* 16 (6) (2007) 1576.