

Efficient compilation and execution of synchronous programs via type-state programming

Avinash Malik

avinash.malik@auckland.ac.nz

Department of Electrical, Computer, and Software Engineering, University of Auckland
Auckland, New Zealand

ABSTRACT

Synchronous programs are used extensively in implementation of safety critical embedded software. Imperative synchronous programming languages model multiple Finite State Machines (FSMs) executing in lockstep at logical clock ticks. The synchronous view of time along with the FSM based design enables easier formal verification. The synchronous composition of multiple FSMs, during compilation, results in the well known state space explosion problem. Hence, efficiently compiling imperative synchronous programs into small and fast executables is challenging. This paper introduces a novel linear time compilation technique for automata based compilation of synchronous programs. Graph based rewrite rules for kernel programming constructs are introduced. A linear time algorithm applies these rules to produce a FSM. The FSM is then encoded into a type-state program using template meta-programming in C++. Experimental results show that the compilation time and generated binary size is comparable, while the execution times are on average 31–60% faster than current state-of-the-art compilers.

KEYWORDS

Synchronous programming, type-state programming, structural translation, Esterel, C++. Template meta-programming.

ACM Reference Format:

Avinash Malik. 2018. Efficient compilation and execution of synchronous programs via type-state programming. In *Proceedings of* . ACM, New York, NY, USA, 10 pages. <https://doi.org/XXXXXXX.XXXXXXX>

Permission to make digital or hard copies of all or part of this work for personal or classroom use is granted without fee provided that copies are not made or distributed for profit or commercial advantage and that copies bear this notice and the full citation on the first page. Copyrights for components of this work owned by others than the author(s) must be honored. Abstracting with credit is permitted. To copy otherwise, or republish, to post on servers or to redistribute to lists, requires prior specific permission and/or a fee. Request permissions from permissions@acm.org, 2025.

© 2018 Copyright held by the owner/author(s). Publication rights licensed to ACM.

ACM ISBN 978-1-4503-XXXX-X/18/06

<https://doi.org/XXXXXXX.XXXXXXX>

1 INTRODUCTION

Synchronous programming is a popular paradigm [3, 17] for programming safety critical embedded systems [6, 8, 10, 14]. The primary motivation for development of synchronous programming languages such as Esterel [7, 9], Lustre [18], etc is that they provide a logical model of time, which allows for formal reasoning about program correctness. The Esterel [5] programming language in particular is well suited for embedded programming as it models Finite State Machines (FSMs) and it allows for easy interaction with procedural languages such as C, being compiled into a C back-end. Individual Esterel modules are FSMs. These modules can be executed in synchronous parallel, akin to threads executing on a single (logical) clock edge (tick). All parallelism in the described Esterel program is compiled away to produce single threaded C code for execution.

Efficient compilation and execution of Esterel into C is challenging [21]. Compiling multiple modules executing in synchronous parallel requires synchronous composition of multiple FSMs into a single FSM for execution, which leads to the well known state space explosion problem. Constructing a single FSM requires performing a cartesian product of all states, in all modules of the program, which has an algorithmic complexity of $O(\prod_{i=1}^M N_i)$, where M is the number of modules, executing in synchronous parallel, in the program, and N_i is the number of states in each module. Hence, constructing a classical synchronous composition in general takes an exponentially long time in the number of state of the program.

Different approaches have been proposed for compiling imperative synchronous programming languages like Esterel [21, 23]. Three major approaches to compilation are: ① generating a single FSM, after synchronous composition, in the form of a switch-case statement in C — called automata compilation [4]. ② Generating a control flow graph [11] akin to traditional compilation of programming languages, and ③ Circuit based compilation [5], which first translates Esterel programs into circuit equations, which get executed as C programs. All compilation techniques have trade-offs. The executable code generated from the automata compiler is very fast. However, the generated code size is too large and the compilation might not finish, because of the state

space explosion problem [12]. The control flow graph based compilation techniques produce small sized binaries, with fast compilation time and efficient execution. However, program analysis, for checking program properties, becomes difficult. Circuit based approach is supported by the official Esterel compiler. However, it has been shown to produce slow runtimes [12].

It is an open challenge whether a compilation technique exists that can quickly compile imperative synchronous programs into efficient, in size and runtime, executables.

This compilation challenge is addressed in this work. The main **contributions** of the paper are: ① new syntactic graph rewrite rules for Esterel. ② These translation rules enable compositional and linear time compilation of Esterel program into a Finite State Machine (FSM). ③ The generated FSM is then encoded into a type-state [16, 22] program in C++. To the best of our knowledge we are the first to present a linear time FSM compilation approach for imperative synchronous programs. Experimental results show that: ④, the compile times comparable to the current state-of-the-art Esterel compilers. ⑤ The generated binary size is comparable to the current state-of-the-art. Finally, ⑥ the runtime is 31–60% *faster* than the current state-of-the-art.

The rest of the paper is arranged as follows: Section 2 introduces type-state programming, followed by the **major technical contributions** in Sections 3 and 4. A kernel imperative synchronous programming language with its syntax and semantics is presented in Section 3, followed in Section 4, with a systematic syntax-driven translation technique for compiling the kernel language into a FSM, accompanied with a linear time compilation algorithm. Experimental results comparing the presented compilation technique with current state-of-the-art compilers for Esterel program are presented in Section 5. Related work is presented in Section 6. The paper concludes in Section 7.

2 INTRODUCTION TO TYPE-STATE PROGRAMMING IN C++

Listing 1: A type-state Traffic light controller in C++

```

1  #include <variant>
2  extern "C" unsigned char timerEvent();
3  extern "C" void setOutput(unsigned char);
4  // XXX: The generic state
5  struct State {};
6  // XXX: The different states the traffic light can be in
7  struct RED : State {};
8  struct GREEN : State {};
9  struct YELLOW : State {};
10 // XXX: The controller object templated over generic State
11 template <typename State> struct Con {};
12 // XXX: The possible states the controller can be in
13 using ConState = std::variant<Con<RED>, Con<GREEN>,
14 Con<YELLOW>>;
15 // XXX: The FSM transition functions

```

```

16 // specialised for each state
17 constexpr ConState Con<RED>::tick() {
18     // XXX: Once some external timer event happens, go to
19     // next state.
20     // set output from controller when going to next state
21     return timerEvent() ? setOutput(1), Con<GREEN>{} :
22     Con<RED>{};
23 }
24 constexpr ConState Con<GREEN>::tick() {
25     return timerEvent() ? setOutput(2), Con<YELLOW>{} :
26     Con<GREEN>{};
27 }
28 constexpr ConState Con<YELLOW>::tick() {
29     return timerEvent() ? setOutput(0), Con<RED>{} :
30     Con<YELLOW>{};
31 }
32 int main(void) {
33     // XXX: Initial state of the controller
34     ConState st = Con<RED>{};
35     setOutput(0); // Set controller output to 0 (state RED)
36     // XXX: Ticks from RED --> GREEN --> YELLOW -->....
37     st = std::visit([](auto &&t) {return t.tick();},
38     std::move(st));
39 }

```

Type-state programming [16, 22] is the paradigm of encoding the state of an imperative program within the type system of a programming language. Type-state programming enables localised reasoning and compositional verification of imperative programs. We want to leverage the compositional nature of type-state programming for linear time compilation of imperative Esterel programs into FSMs.

Listing 1 shows a pedagogical example of an embedded controller, controlling a traffic light, designed using the type-state programming paradigm in C++. The program declares the three states (lines 7–9) of the traffic light. The controller Con (line 11) is templated over the generic State type. There are three transition functions for the controller (lines 17–31). These transition functions are specialised for each state template parameter. Hence, if the controller is currently in state RED, then the controller can remain in that state or go to state GREEN after some timeout happens (lines 17–23), no other state is reachable from RED. Similar functionality is encoded for states GREEN (lines 24–27) and YELLOW (lines 28–31). The main function initialises the controller to the RED state. Then an infinite number of ticks happen with the state of the controller changing according to the transitions functions (line 38).

The main points of note are: ① the states of the FSM are encoded into types using struct. ② The controller’s functionality is divided into different functions *dependent* upon the type (state) the controller is in. For example, on lines 17–23, when the controller is in state RED, we can reason *locally* that the controller can only remain in this state or go to state GREEN. This allows for modular formal reasoning and contract based verification using the type system [15, 16]. ③ States are empty struct(s) (lines 7–9). Hence, there is no need to store the state in a vector, reducing memory footprint.

④ Finally, the `constexpr` functionality of C++ allows for compile time execution and aggressive optimisations, which is leveraged for efficient executable code generation.

We will leverage type-state programming principles to produce efficient executable binaries with fast execution times.

3 KERNEL SYNCHRONOUS LANGUAGE — SYNTAX AND SEMANTICS

We first describe the syntax and semantics of a kernel synchronous programming language. For sake of clarity, we only show prominent kernel statements. The developed compiler supports a number of other constructs such as data transformations, derived constructs, type inferred functions, and integration with C in addition to these kernel statements.

3.1 Syntax of the kernel language

The Backus-Naur Form (BNF) grammar of the kernel language is shown in Figure 1. There are 8 kernel statements. The first statement declares a signal, which can be optionally an input or output signal interacting with the environment. The nothing statement performs no operation. The pause construct waits until a logical tick (clock edge) occurs. Pause is the only statement that can introduce a state in the program. Construct `emit` produces an output to the environment. Two statements can be executed sequentially using the semicolon (`;`). Loops are always infinite and there needs to exist at least a single pause in all paths of the loop body. A program can branch using the `if-else` construct checking a logical signal expression. The `abort` construct pre-empts the execution of its body if the logical signal expression is true. Finally, two or more blocks can be executed in parallel synchronously (executing at the same clock tick, in lockstep) using the parallel construct (`||`).

```
stmt := [input | output] signal <name>
      | nothing | pause | emit <signal>
      | stmt; stmt | loop{stmt}
      | if(<expr>) {stmt} else {stmt}
      | abort(<expr>) {stmt}
      | {stmt} || {stmt} || {stmt} || ...
```

Figure 1: The BNF grammar of kernel synchronous language

3.2 Informal semantics of the kernel language

Figure 2 shows the ABRO running example used to describe the semantics and compilation strategy in the rest of the paper. Lines 1 and 2 define three input signals and one output signal used to interact with the environment. The program

```
1 input signal A, B, R; //Input signals from environment
2 output signal O; //Output signal to environment
3 loop {
4   abort(R) { //abort body when signal R is present
5     {abort(A){loop{S0: pause}}} //stmt-1--wait signal A
6     || //run stmt-1 and stmt-2 in synchronous parallel
7     {abort(B){loop{S1: pause}}}; //stmt-2--wait signal B
8     emit O; // emit O if A and B and not R
9     loop{S2: pause} //halt
10  }
11 } //restart (loop-back) program when R is present
```

Figure 2: The ABRO running example

runs infinitely (loop on lines 3–11), reacting to inputs from the environment. The program waits for signals A and B to be present (lines 5 and 7) in parallel (line 6). Labels S0 and S1 on lines 5 and 7 show the FSM states waiting for the input signals. Once these signals are present, the synchronous parallel statement (line 6) finishes and emits signal O to the environment (line 8). The program then halts on FSM state S2, waiting for signal R to be present (line 9). When signal R is present, at any state in the program, the program is reset (line 4–10).

Figure 3 shows a timing diagram with different scenarios for the ABRO running example in Figure 2. In scenario N1, signals A and B are present together in the first clock tick, with signal R being absent. Hence, signal O is emitted in the second (next clock tick). In scenario N2, signals A, B, and R are all present at the same time in the first tick. Hence, signal O is *not* emitted in the next tick, because the program is reset due to presence of signal R. Finally, in scenario N3, signals A and B are present in the first and second tick, respectively. In the third tick, signal O is emitted, even with the presence of signal R, because the program reacts to the (Boolean) status of signals from the previous tick only.

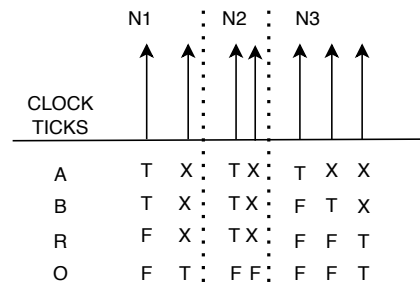


Figure 3: Timing behaviour for the ABRO running example. T and F indicate True and False, X indicates don't care condition.

The compilation strategy will construct a FSM representation of the synchronous program in linear time. A type-state program will be generated at the back-end from the constructed FSM. We first describe the formal semantics of the

kernel language, followed by the compilation strategy derived from these formal semantics.

3.3 Formal semantics of the kernel statements

We give a Structural Operational Semantics (SOS) of the kernel language. For every syntactic kernel construct, we have a rewrite rule. The state of the program consist of signal statuses. The signal statuses are captured in the maps I and O , for input, output signals, respectively. The status of the internal signals are kept in map S . The statuses of the signals in the previous tick are also kept within their individual signal maps.

The rewrite rules are presented as inference rules from Equations (1)–(19). An inference rule consists of an antecedent and a consequent represented as $\frac{\text{antecedent}}{\text{consequent}}$. If the antecedent holds, then the consequent follows. An empty antecedent indicates True (\top). The antecedent and consequent rules are written using the relational operator $I, O, S, \text{construct}$ $\xrightarrow{\text{tick}}$ $I', O', S' \text{construct}'$, where the left side of the arrow is the syntactic construct and the right side of the arrow is the resultant rewrite. The rewrite rules (may) also change the signal statuses of the program. We write $O[K]$, for the output map O and for some signal K in that map to lookup the status of the signal. Similarly, $O[K] \leftarrow \top$ indicates setting the status of the signal in the map to true. Same for input and local signal maps I and S . Finally, $I, O, S \vdash \text{expr}$ indicates checking the status of a signal expression within the context of the previous tick' signal status in the maps.

The *tick*, atop the rewrite rule, indicates logical tick completion and generation of FSM state (c.f. Section 3.1). The variable *tick* $\in \{0, 1\}$, takes a value of 1, if a program (or its constituent) completes a logical tick and generates a FSM state, else it takes a value of 0.

$$\frac{}{I, O, S, \text{nothing} \xrightarrow{0} I, O, S, \text{nothing}} \quad K \in O \quad (1)$$

$$\frac{I, O, S, \text{emit } K \xrightarrow{0} I, O[K] \leftarrow \top, S, \text{nothing}}{K \in S} \quad (2)$$

$$I, O, S, \text{emit } K \xrightarrow{0} I, O, S[K] \leftarrow \top, \text{nothing} \quad (3)$$

$$I, O, S, \text{input signal } K \xrightarrow{0} I[K] \leftarrow \text{inst}(I, K), O, S, \text{nothing} \quad (4)$$

$$I, O, S, \text{output signal } K \xrightarrow{0} I, O[K] \leftarrow \text{inst}(O, K), S, \text{nothing} \quad (5)$$

$$I, O, S, \text{signal } K \xrightarrow{0} I, O, S[K] \leftarrow \text{inst}(S, K), \text{nothing} \quad (6)$$

$$I, O, S, \text{pause} \xrightarrow{1} I, O, S, \text{nothing} \quad (7)$$

$$\frac{I, O, S, s1 \xrightarrow{1} I', O', S', s1'}{I, O, S, s1; s2 \xrightarrow{1} I', O', S', s1'; s2} \quad (8)$$

$$\frac{I, O, S, s1' \xrightarrow{0} I', O', S', \text{nothing}}{I, O, S, s1'; s2 \xrightarrow{0} I', O', S', s2} \quad (9)$$

$$\frac{I, O, S \vdash \text{expr} \Rightarrow \top}{I, O, S, \text{if}(\text{expr}) \text{ p else q} \xrightarrow{0} I, O, S, \text{p}} \quad (10)$$

$$\frac{I, O, S \vdash \text{expr} \Rightarrow \perp}{I, O, S, \text{if}(\text{expr}) \text{ p else q} \xrightarrow{0} I, O, S, \text{q}} \quad (11)$$

$$\frac{I, O, S, \text{loop}\{\text{p}\} \xrightarrow{0} I, O, S, \text{p}; \text{loop}\{\text{p}\}}{I, O, S \vdash \text{expr} \Rightarrow \top} \quad (12)$$

$$\frac{I, O, S, \text{abort}(\text{expr})\{\text{p}\} \xrightarrow{0} I', O', S', \text{nothing}}{I, O, S \vdash \text{expr} \Rightarrow \perp} \quad (13)$$

$$\frac{I, O, S, \text{p} \xrightarrow{1} I', O', S', \text{p}'}{I, O, S, \text{abort}(\text{expr})\{\text{p}\} \xrightarrow{1} I', O', S', \text{abort}(\text{expr})\{\text{p}'\}} \quad (14)$$

$$\frac{I, O, S, \text{p} \xrightarrow{0} I', O', S', \text{nothing}}{I, O, S, \text{abort}(\text{expr})\{\text{p}\} \xrightarrow{0} I', O', S', \text{nothing}} \quad (15)$$

$$\frac{I, O, S, \text{p} \xrightarrow{0} I', O', S', \text{nothing}}{I, O, S, \text{q} \xrightarrow{0} I'', O'', S'', \text{nothing}} \quad (16)$$

$$\frac{I, O, S, \text{p} \parallel \text{q} \xrightarrow{0} I' \cup I'', O' \cup O'', S' \cup S'', \text{nothing}}{I, O, S, \text{p} \parallel \text{q} \xrightarrow{1} I' \cup I'', O' \cup O'', S' \cup S'', \text{p}' \parallel \text{q}'} \quad (17)$$

$$\frac{I, O, S, \text{p} \parallel \text{q} \xrightarrow{1} I' \cup I'', O' \cup O'', S' \cup S'', \text{p}' \parallel \text{q}'}{I, O, S, \text{p} \parallel \text{q} \xrightarrow{0} I' \cup I'', O' \cup O'', S' \cup S'', \text{nothing} \parallel \text{q}'} \quad (18)$$

$$\frac{I, O, S, \text{p} \parallel \text{q} \xrightarrow{1} I' \cup I'', O' \cup O'', S' \cup S'', \text{p}' \parallel \text{q}'}{I, O, S, \text{p} \parallel \text{q} \xrightarrow{1} I' \cup I'', O' \cup O'', S' \cup S'', \text{p}' \parallel \text{q}'} \quad (19)$$

The *nothing*, *emit* and *signal* declaration statements execute instantaneously, without generating an internal FSM state. Hence, their rewrite rules (Equations (1)–(6)) set the *tick* value to 0. The *signal* declaration rules set the status of the signal using the function $\text{inst}(M, S)$ defined as: if $M[S]$ then $M[S]$ else *false*; in their respective maps (Equations (4)–(6)). The *inst* function guarantees that if the signal is re-declared, possibly in a loop, then the status of the signal is correctly updated. The *emit* construct on the other hand sets the status of the signal (K) to true (\top); Equations (2) and (3) depending upon the conditional that signal K is an output signal or local signal. All these instantaneous statements get rewritten into *nothing* upon execution.

The pause construct is the only construct that introduces a FSM state in the program — indicating completion of a logical tick. Hence, its rewrite rule sets the value of the *tick* to 1 (Equation (7)). No change in signal statuses take place and the construct is rewritten into nothing upon execution.

The sequential composition of kernel constructs follows two rewrite rules (Equations (8) and (9)). If the first statement *s1* in the sequence *s1*; *s2* finishes with a *tick* value of 1, then the whole sequential composition *pauses* (Equation (8)). If the first statement finishes instantaneously, then the sequential statement is rewritten into the second construct *s2* (Equation (9)). Consider the sequential composition of two statements: *pause*; *emit A*. The program execution following the rewrite rules is shown in the derivation tree in Equation (20). First the pause (Equation (7)) and the first sequential rewrite rule (Equation (8)) are applied resulting in *tick* taking a value of 1. Next, the nothing (Equation (1)) rewrite rule along with the second sequential rewrite rule (Equation (9)) results in sequential construct being rewritten into just *emit A*. Finally, the *emit* rewrite rule (Equation (2)) is applied to get the signal *A* status being set in the output map.

$$\begin{array}{c}
 \frac{I, O, S, \text{pause} \xrightarrow{1} I, O, S, \text{nothing}}{I, O, S, \text{pause}; \text{emit } A \xrightarrow{1} I, O, S, \text{nothing}; \text{emit } A} \\
 \vdots \\
 \frac{I, O, S, \text{nothing} \xrightarrow{0} I, O, S, \text{nothing}}{I, O, S, \text{nothing}; \text{emit } A \xrightarrow{0} I, O, S, \text{emit } A} \\
 \frac{I, O, S, \text{emit } A \xrightarrow{0} I, O[A] \leftarrow \top, S, \text{nothing}}{} \quad (20)
 \end{array}$$

The two if-else rewrite rules (Equations (10)–(11)), correspond to the program entering the then and else branches depending upon the evaluation of the logical signal *expr*. The loop rewrite (Equation (12)) just unrolls the loop forever. There are three rewrite rules for the *abort* construct. The first rewrite (Equation (13)), states that if the *abort* expression evaluates to true (\top), then the *abort* body is immediately pre-empted and the statement is rewritten into nothing. The second rewrite rule (Equation (14)), states that; if the *abort* expression evaluates to false (\perp), and the *abort* body pauses producing a *tick* value of 1, then the whole *abort* statement also pauses. Finally, the third rewrite rule (Equation (15)), states that; if the *abort* expression evaluates to false (\perp), and the *abort* body finishes instantaneously, then the whole *abort* statement also finishes instantaneously and gets rewritten into nothing.

The synchronous parallel construct (*p||q*) has four rewrites (Equations (16)–(19)). If both the constituents of the parallel construct finish instantaneously, then the whole parallel construct finishes instantaneously (Equation (16)). If the first

thread pauses with a *tick* value of 1, and the second finishes instantaneously, then the parallel construct also pauses (Equation (17)). Equation (18) is the dual of the second rewrite. Finally, if both the threads of the parallel construct pause then the whole parallel construct also pauses (Equation (19)). In all these synchronous parallel rewrite rules, the updates to inputs and outputs from both the threads are merged.

In addition to these rewrite rules, some book-keeping also takes place when the program finishes its logical tick. Primarily, all the current signal statuses are copied into their previous signal status in the signal maps. The current signal statuses are set to false.

4 COMPILATION OF KERNEL SYNCHRONOUS LANGUAGE TO A FSM

A systematic approach to compilation is necessary to reason about its correctness. Hence, we take a syntax based rewrite approach to compilation. First, for every syntactic construct (Figure 1), an equivalent Graph rewrite is presented. These rewrites are derived from the formal semantics defined in Section 3.3. Next, an algorithm that traverses the Abstract Syntax Tree (AST) and applies the syntactic rewrite rules is presented. These graph rewrite rules and the associated compilation technique presented in this section are the major contributions towards an efficient compilation technique for imperative synchronous programs.

4.1 Syntactic graph rewrite rules

Every syntactic construct is encoded as a graph. These rewrites are shown in Figure 4. There are two types of nodes in the generated graph: ① dummy nodes — represented as squares and ② state nodes — represented as circles. Dummy nodes indicate the start and end of individual instantaneous statements. Program control-flow does *not* stop (indicate end of current logical tick) at these dummy nodes. These nodes help in compositional construction of the program FSM. The state nodes indicate end of a clock tick and start of the next tick. The edges connecting the graph are labelled with $\frac{\text{guard}}{\text{action}}$. The *guard* represents the signal expressions in branching and pre-emptive constructs such as if-else and *abort*. Actions are the updates to signals such as those performed by *emit*, etc.

Figure 4a gives the rewrite for the instantaneous *emit*, *nothing*, and signal declaration statements. These statements are always executed—antecedent of Equations (1)–(6). Hence, the guard is just *True* with their associated action sets as represented in the consequent of the rewrite semantics (Equations (1)–(6)).

The pause construct introduces a state node as shown in Figure 4b. For example, the *S0:pause* construct on line 5 in the ABRO running example in Figure 2 would produce

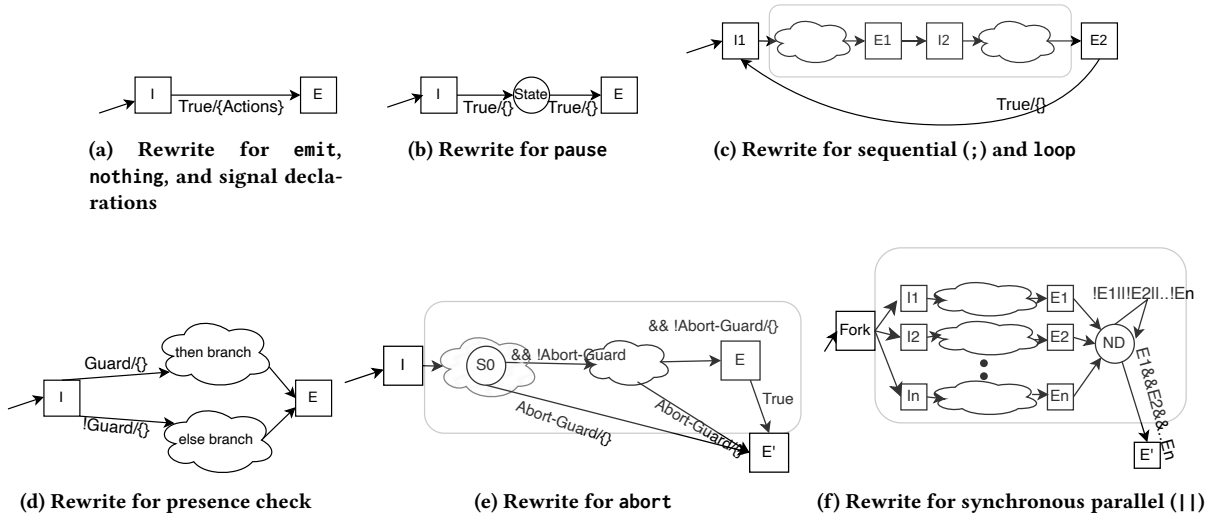


Figure 4: Syntactic graph rewrite rules for kernel statements

the graph in Figure 4b, with circled (state) node labelled $S0$. While executing the generated graph (FSM) the program stops at these state nodes — indicating the end of the current logical clock tick. In the *next* clock tick, progress is made out of the state node (c.f. Equation (7) and e.g. Equation (20)).

Sequential construct (;) connects the last node $E1$ to the first nodes of the next construct $I2$ (Equations (8)–(9)). The loop construct builds an edge between the current last node in the graph to the first node in the graph (Equation (12)). The guards on these edges are *True* (Figure 4c) with an empty action set. The if-else construct builds a graph with two branches (Figure 4d), with the logical signal expression guard and its negation, respectively (c.f. Equations (10)–(11)). These branches are connected to the then and else bodies, respectively.

Handling abort is more intricate (c.f. Figure 4e). First initial (I) and end dummy nodes (E') are introduced. The initial dummy node is connected to the body of the abort statement. Next, each *state* node in the body of abort is considered (e.g. $S0$ in Figure 4e). The outgoing edge guard from any state node, in the body, is anded with the negation of the abort signal expression. This guard condition modification ensures that the body of abort can proceed only if the abort signal expression does *not* hold (Equations (14) and (15)). Extra edges are introduced from the state nodes to the end node E' guarded by the abort signal expression. Hence, from any state, if the abort signal expression holds, the abort body will be immediately exited (Equation (13)).

The synchronous parallel construct ($| |$) produces the most complex graphs (c.f. Figure 4f). All n statements executing in synchronous parallel are handled individually. First the sub-graphs for each of these individual parallel blocks are

constructed. These are shown in Figure 4f with their individual starting and end nodes with $I1$ through to In and $E1$ through to En , respectively. The synchronous parallel construct then introduces three new nodes. Two dummy nodes *Fork* and E' and a state node *ND*. The *Fork* node is connected to the initial nodes of each of the parallel blocks. The state node (*ND*) completes the execution of the parallel construct by progressing to E' *if and only if* all parallel statements have reached their individual end nodes (Equation (16)). Else, the self-edge on *ND* is taken (Equations (17)–(19)). These graph rewrites are combined together in an algorithm to generate the FSM.

4.2 Linear time algorithm to generate the program FSM

Listing 2 gives the pseudo-code applying and combining the graph rewrite to generate a FSM from the AST of a synchronous program. We will use the ABRO running example to describe how the algorithm works.

Listing 2: Rust compiler pseudo-code applying rewrite rules

```

1  type Idx = (usize, usize);
2  pub fn rewrite (stmt : &Stmt, narena : &mut Vec<GraphNode>,
3  othreads : &mut Vec<Idx>) -> Idx {
4      match stmt {
5          Stmt::SignalDecl(io, s)
6          | Stmt::Emit(s) | Stmt::Nothing =>
7          { let i = buildNode(narena);
8            let u = buildNode(narena); addGs(True);
9            addAs(Some(s)); link(i, u);
10             return (i, u); }
11          Stmt::Pause(l) => { let i = buildNode(narena);
12                               let s = buildNode(l, narena);
13                               let u = buildNode(narena);
14                               addGs(s); addAs(s);
15                               link(s, i, u);

```

```

16   return (i, u);}
17   Stmt::IfElse(s, tb, eb) => {
18       let (it, et) = rewrite(tb, narena, othreads);
19       let (ie, ee) = rewrite(eb, narena, othreads);
20       let i = buildNode();
21       let e = buildNode(); addGs(s); link(i, it, ie);
22       link(e, et, ee); return (i, e);}
23   Stmt::Loop(body) => {
24       let (i, e) = rewrite(body, narena, othreads);
25       link(i, e);
26       return (i, e);}
27   //rewrite s2 then s1
28   Stmt::Seq(s1, s2) => {
29       let (i2, e2) = rewrite(s2, narena, othreads);
30       let (i1, e1) = rewrite(s1, narena, othreads);
31       link(i1, i2); link(e1, e2); return (i1, e2);}
32   Stmt::Abort(s, b) => {let (ib, eb) = rewrite(b, narena,
33       othreads);
34       addGuardNeg(narena, ib, eb, s);
35       let e = buildNode(narena);
36       addGuardEdges(narena, ib, eb, s, e);
37       return (ib, e);}
38   Stmt::Par([b]) => {
39       let [(ic, ec)] = &b.map(|x| rewrite(x, narena,
40       othreads));
41       let (i, nd, e) = (buildNode(narena),
42       buildNode(narena),
43       buildNode(narena));
44       buildGs(&ec, nd); buildGs(nd, e);
45       link(i, &ic); link(&ec, nd); link(nd, e);
46       othreads.push(ic); othreads.push(ec);
47       return (i, e);}}

```

The compiler is written in the Rust programming language. The function `rewrite` (c.f. Listing 2) takes as input: ① the AST (`stmt`), ② a dynamically growing vector (`narena`) to allocate the graph nodes, and ③ a vector (`othreads`) to hold the initial and ending indices of children threads (those that should run in synchronous parallel) if any. The function returns the index of the initial and ending graph nodes for the whole program.

The algorithm is recursive, matching each kernel statement and producing a sub-graph following the rewrite rules in Figure 4. Consider the algorithm applied to the ABRO example in Figure 2. Sequential statements (lines 1–11, Figure 2) are encountered first in the AST. The algorithm builds the FSM bottom up. The Sequential rule (c.f. Listing 2, lines 28–31) constructs a graph for the following statement before the preceding ones. Hence, the graph for the loop (line 3–11, Figure 2) will be constructed first. The `rewrite` function (Listing 2, lines 24–26) first builds the body of the loop. Same for every other construct, except for pause, nothing, and signal declarations (Listing 2, lines 5–16). Hence, the very first sub-graph generation occurs for the `S2:pause` statement on line 9 in Figure 2. Followed by the construction of the encompassing loop and then the graph for `emit O` on line 8 in Figure 2 and so on and so forth — bottom up. The FSM generated by applying the `rewrite` function in Listing 2 for the ABRO running example (c.f. Figure 2) is shown in Figure 5.

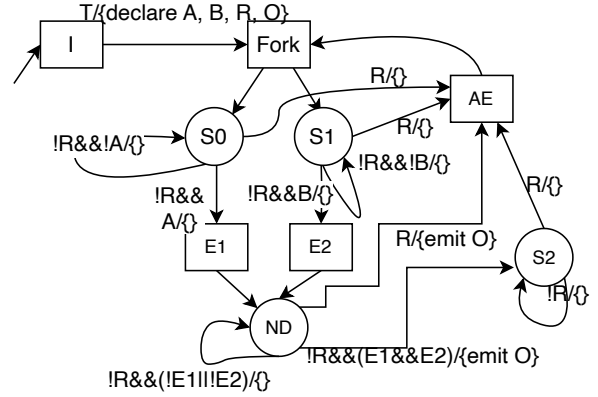


Figure 5: The FSM generated for the ABRO example. The unneeded dummy nodes are removed.

The FSM has 4 states, three (S_0 , S_1 , and S_2) corresponding to the states in the ABRO example. The state ND is produced internally by the compiler by applying the rewrite rule in Figure 4f. Unneeded dummy nodes (those connected to each other) generated by the rewrite rules are removed by a simple Depth First Traversal (DFS) of the FSM. Only essential dummy nodes representing fork (Fork), end of parallel blocks (E_1 and E_2), the exit node due to abort (AE) and program initialisation node I remain in the generated FSM in addition to the states.

Consider traversing the graph, from the initial node I . First the signals are declared. Next, the two synchronous parallel blocks are forked ending up in the S_0 and S_1 states together. This indicates the end of the first clock tick. The FSM will remain in these states until either R happens, in which case the transition is made to AE and then back into Fork, instantaneously, resulting in restart of these synchronous parallel statements. If signals A and B are present (and signal R is absent), then the transition is made to state ND . From state ND , signal O is emitted, and depending upon reception of signal R the FSM either restarts the synchronous parallel statements or halts in state S_2 . From S_2 , the program can only fork the two synchronous parallel statements upon reception of signal R .

Back-end type-state C++ code can be generated by performing a DFS traversal of the generated FSM. The rewrite function in Listing 2 and the back-end code generation are both linear in the number of nodes in the AST and the number of nodes and edges in the FSM, respectively. Since DFS has a complexity of $O(|V| + |E|)$, where V and E are the vertices (dummy and state) and edges in the FSM, respectively. Hence, the proposed compilation time is linear.

4.3 Back-end code generation

Snippets of C++ code generated for the FSM in Figure 5 are shown in Listing 3. The generated C++ adheres to the tenets

of type-state programming. Encoding states as types allows for reduction in memory footprint in addition to modular formal reasoning [15, 16]. A number of optimisations, listed below, are also performed when generating back-end code.

- (1) Lifting signals to the global scope (lines 2–3): Signals are declared global and `static`. This allows for using the data section of the generated assembler reducing executable code footprint.
- (2) All states are encoded as empty struct (lines 5–7). This should reduce the code size, and increase execution speed, since explicit memory is not needed to store state of the FSM rather it is encoded in the type system.
- (3) Each synchronous parallel block (thread/statement) is encoded as an empty struct, templated over the state following type-state programming principles (lines 10–12). This again reduces memory footprint and should increase the execution speed of the program.
- (4) Using variant as a type safe union (lines 13–17): the variant type is a C++ construct that allows for aggressive inlining and building jump tables in the generated assembler.
- (5) Using inline constexpr (lines 20–32): The C++ compiler not only compiles, but even executes constexpr code at *compile* time. This reduces the runtime overhead. However, can increase the memory footprint.

Listing 3: C++ code snippet generated from the FSM in Figure 5

```

1 // Sig decls
2 typedef struct signal_A { bool status ;} signal_A;
3 static signal_A A_curr, A_prev; ....
4 // Decl states
5 struct State {}; // generic state
6 struct S2 : State {}; struct S0 : State {};
7 struct S1 : State {};
8 // Declare the total number of threads (main)
9 // and 2 synchronous blocks in ABRO
10 template <class State> struct Thread0 {};
11 template <class State> struct Thread1 {};
12 template <class State> struct Thread2 {};
13 // Variant decl -- states each thread can be in
14 using Thread0State =
15     std::variant<Thread0<S2>, Thread0<I>, Thread0<ND>>;...
16 using Thread2State =
17     std::variant<Thread2<S1>, Thread2<I>, Thread2<E>;
18 //FSM -- each state transition is encoded as own function
19 //Thread1 in state S0 function -- same as FSM
20 inline constexpr void Thread1<S0>::tick(signal_A &_0) {
21     if ((not R_prev.status) and (not A_prev.status))
22         st1 = Thread1<S0>;
23     else if ((not R_prev.status) and (A_prev.status))
24         st1 = Thread1<E>;
25     else (R_prev.status)
26         st1 = Thread1<E>;
27 }....
28 static inline __attribute__((always_inline)) constexpr void
29 visit0(Thread0State &&ts, signal_R &_0, signal_O &_1) {
30     std::visit([&_0, &_1](auto &&t) { return t.tick(_0, _1);},

```

Table 1: Benchmark description

Benchmarks	Code lines	# threads	# states
ABRO [1]	26	5	3
ABCD [1]	197	6	31
MULTI7 [1]	151	9	33
GRAY_COUNTER [1]	191	15	34
WASH_MACHINE [20]	40	4	23
LEGO [1]	59	4	14
MICROWAVE [1]	59	7	9
PACEMAKER [19]	113	11	16
ROBOT_CONTROL [20]	39	7	7
FORKLIFT [1]	439	7	37

```

31         ts);
32     } ...
33 int main(void) {
34     init0();
35     while (1) {
36         // visit thread 0 -- other threads visited by thread0
37         visit0(std::move(st0), R_curr, O_curr);...}
38     }

```

5 EXPERIMENTAL VALIDATION

Our over-arching goal is to produce small executables that execute fast, from imperative synchronous programs, and do so with short compilation times. In order to validate this goal, we compare the proposed compiler with freely available, but closed source, official Esterel v6 compiler [13] and the open source Columbia Esterel Compiler (CEC) [12]. We call the proposed compiler RUSTC in the rest of the section. The compiler and benchmarks are available from [2].

5.1 Experimental setup

We collect a number of published benchmarks from different sources. These benchmarks along with their features are listed in Table 1. Standard comparison benchmarks are obtained from the CEC [1] website. The pacemaker, wash_machine, and robot_control benchmarks are obtained from the work of Park et al. [19, 20]. The lines of code, the number of synchronous parallel blocks (threads) and the number of states in the program give an indication of the complexity of the program. Usually the compile time, the generated code size, and execution time are all affected by the number of states and threads in the program. In particular, a traditional synchronous programming compiler, generating automata, at the back-end, will take exponentially long time with increasing number of threads and states [12, 20], due to the exponential complexity of the classical synchronous composition.

All our benchmarks are executed on an Intel i7-7600U CPU running at 2.8GHz with 15GB of RAM. The Esterel v6

compiler is a binary download from [13]. The CEC compiler written in C++ itself was compiled from source. Both Esterel v6 and the CEC compiler produce C code with a single function for the whole program. The C code generated from the CEC and Esterel v6 compiler is compiled using GCC 15.0 using -Ofast and -march=native flags. The C++ code generated from RUSTC was compiled using G++ 15.0 with -Ofast, -march=native, and -std=c++26. Hence, we are performing a fair comparison between the optimised executables generated by the three compilers.

5.2 Experimental results

The runtime results for ① compile time, ② size of the generated code, and ③ runtime of the executables are shown in Figure 6. The compile times are measured using the time command on bash shell. The generated code size is obtained from size command and includes the size of the text and data section. The runtimes are obtained by feeding random inputs to the executable and running the generated program for 1 Billion ticks. The wall clock timer (time_t) was used to obtain the runtimes.

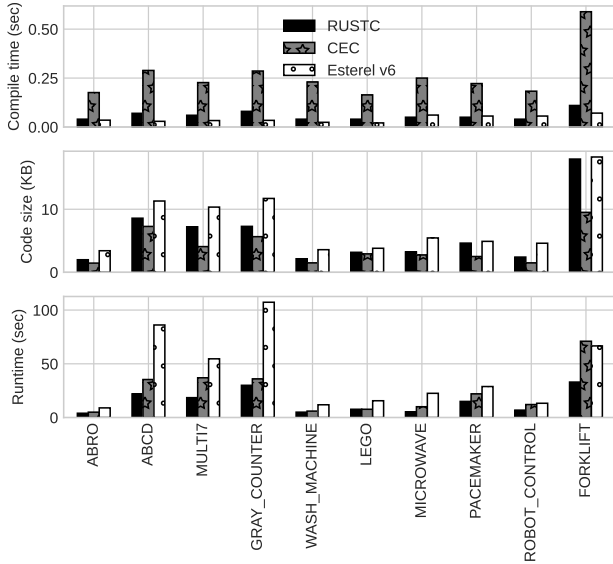


Figure 6: Experimental results — code size, compile time, and runtime comparison. Runtime values are for 1 Billion ticks.

As we can see from Figure 6, the compile times of the proposed RUSTC compiler are comparable to the Esterel v6 compiler and much faster than the CEC compiler. On average, the RUSTC compilation speed is 4.5× faster than CEC and 0.69× slower than the Esterel v6 compiler. The compile time of RUSTC does not grow exponentially. Recall from Section 4.2, that our compilation technique is a DFS of the AST and the generated intermediate graph representation

of the synchronous program. This clearly shows that the proposed RUSTC compiler does not suffer from the state-space-explosion problem like other automata based compilers [20, 21]. The proposed RUSTC compiler generated binary size, on average, is 29.2% smaller than the Esterel v6 compiler and 28.6% greater than the binary generated by the CEC compiler. This shows that, on the one hand the type-state programming principles have been effective in reducing the code size. On the other hand, aggressive in-lining increases the binary size.

The RUSTC compiler outshines both the CEC compiler and the Esterel v6 compiler in terms of execution times of the generated binaries. RUSTC compiler is consistently better than other compilers in terms of execution times. On average, the binaries produced by the RUSTC compiler are 31.6% faster than CEC and 59.9% faster than those produced by the Esterel v6 compiler. This increase in execution speed can be attributed to: ① encoding of program states as types rather than variables in memory, which reduces the memory accesses and increases execution speed. ② reduced branching in the generated code. The CEC and Esterel v6 compiler generate switch case statements for different branches in the program. The proposed RUSTC compiler on the other hand, uses compile time type inference (with states encoded as types) along with aggressive inlining to reduce the number of branches, which leads to reduced branch misprediction and hence, reduced execution speeds.

Overall, the proposed compilation technique produces very good code without sacrificing compile times. In fact, the produced executables are the fastest.

6 RELATED WORK

Substantial research effort has been dedicated to compilation of imperative synchronous programming languages [11, 12, 20, 21, 23]. The open source CEC [12] compiler has been shown to produce the best code in terms of binary size and execution efficiency, unto date. However, it is well known that formal verification becomes harder due to the Control Flow Graph (CFG) and circuit based translation of imperative synchronous programs. Recent imperative synchronous languages such as ForeC [23] also take the approach taken by CEC for compiling imperative synchronous programs to multi-core architectures.

Park et al.' [20] work is the latest in translating imperative synchronous and Globally Asynchronous Locally Synchronous (GALS) programs to automata for formal property based verification. They show that automata based compilation makes verification of Linear Temporal Logic (LTL) properties easier. However, their compiler takes too long to compile programs with many parallel threads (blocks) and

states, due state space explosion. Hence, their compilation approach is restricted to only small programs. In the same vein, automata based compilation for Esterel [5] was abandoned due to state space explosion and circuit based compilation has been adopted by the official Esterel compiler [5].

The proposed compilation technique overcomes all these issues. The proposed compiler produces automata based code at the back-end that is amenable to modular formal verification [15] of LTL properties, thanks to type-state programming. The compilation time is linear as it considers every parallel thread independently. The compilation time and generated executable size is comparable to the CEC [12] and the official Esterel v6 [5] compilers. Moreover, runtime of the executable is substantially faster.

7 CONCLUSION AND FUTURE WORK

Synchronous programming languages are prominent in design of safety critical embedded software. Compiling synchronous imperative programs efficiently to automata is challenging. This paper proposes a novel technique for compiling Esterel style kernel synchronous programs into type-state programs, which enables *modular* compilation and formal verification. In order to achieve this goal: ① rewrite rules to construct graphs are introduced, ② a linear time compilation algorithm applies these rules and reduces the generated graph into a Finite State Machine (FSM). ③ Finally, the FSM is translated in the back-end to a C++ template meta-program encoding states within the type system.

Experimental results show that the compilation times are comparable to current state-of-the-art compilers for Esterel and do not suffer from the state space explosion problem. The generated binary sizes are comparable to the current state-of-the-art compilers, while being substantially faster (31–60%).

In the future we plan to produce automata code for Promela amenable to the verification via the SPIN model-checker. The proposed linear time compilation technique would suit compiling large and complex imperative synchronous programs for verification.

REFERENCES

- [1] [n. d.]. CEC: Benchmarks. <https://github.com/dilawar/cec-esteral.git>. Accessed: 2024-07-04.
- [2] [n. d.]. RUSTC: Compiler. <https://bitbucket.org/anon1980/rustc/src/main/>. Accessed: 2024-07-04.
- [3] Albert Benveniste, Paul Caspi, Stephen A Edwards, Nicolas Halbwachs, Paul Le Guernic, and Robert De Simone. 2003. The synchronous languages 12 years later. *Proc. IEEE* 91, 1 (2003), 64–83.
- [4] Gérard Berry. 1999. The constructive semantics of pure Esterel. <http://www.inria.fr/meije/esterel/esterel-eng.html> (1999).
- [5] Gérard Berry. 1999. The Esterel v5 language primer version 5.21 release 2.0. *Draft book* 36 (1999).
- [6] Gérard Berry, Amar Bouali, Xavier Fornari, Emmanuel Ledinot, Eric Nassor, and Robert De Simone. 2000. Esterel: A formal method applied to avionic software development. *Science of Computer Programming* 36, 1 (2000), 5–25.
- [7] Gérard Berry and Laurent Cosserat. 1985. The ESTEREL synchronous programming language and its mathematical semantics. In *Seminar on Concurrency: Carnegie-Mellon University Pittsburgh, PA, July 9–11, 1984*. Springer, 389–448.
- [8] Thomas Bochot, Pierre Virelizier, Hélène Waeselynick, and Virginie Wiels. 2009. Model checking flight control systems: The Airbus experience. In *2009 31st International Conference on Software Engineering-Companion Volume*. IEEE, 18–27.
- [9] Frédéric Boussinot and Robert De Simone. 1991. The ESTEREL language. *Proc. IEEE* 79, 9 (1991), 1293–1304.
- [10] Jean-Louis Colaço, Bruno Pagano, and Marc Pouzet. 2017. Scade 6: A formal language for embedded critical software development. In *2017 International Symposium on Theoretical Aspects of Software Engineering (TASE)*. IEEE, 1–11.
- [11] Stephen A Edwards. 1999. Compiling Esterel into sequential code. In *Proceedings of the seventh international workshop on Hardware/software codesign*. 147–151.
- [12] Stephen A Edwards and Jia Zeng. 2007. Code generation in the Columbia Esterel compiler. *EURASIP Journal on Embedded Systems* 2007 (2007), 1–31.
- [13] Esterel.org. [n. d.]. Esterel Compiler v5_92. <https://www-sop.inria.fr/esterel.org/files/Html/Downloads/Downloads.htm>
- [14] Miguel Bernardino Ferreira. 2023. *MODEL-BASED SOFTWARE DEVELOPMENT FOR AVIONICS*. Master's thesis.
- [15] John Field, Deepak Goyal, G Ramalingam, and Eran Yahav. 2003. Type-state verification: Abstraction techniques and complexity results. In *Static Analysis: 10th International Symposium, SAS 2003 San Diego, CA, USA, June 11–13, 2003 Proceedings* 10. Springer, 439–462.
- [16] Ronald Garcia, Éric Tanter, Roger Wolff, and Jonathan Aldrich. 2014. Foundations of typestate-oriented programming. *ACM Transactions on Programming Languages and Systems (TOPLAS)* 36, 4 (2014), 1–44.
- [17] Nicolas Halbwachs. 1992. *Synchronous programming of reactive systems*. Vol. 215. Springer Science & Business Media.
- [18] Nicolas Halbwachs, Paul Caspi, Pascal Raymond, and Daniel Pilaud. 1991. The synchronous data flow programming language LUSTRE. *Proc. IEEE* 79, 9 (1991), 1305–1320.
- [19] Heejong Park, Avinash Malik, Muhammad Nadeem, and Zoran Salcic. 2014. The cardiac pacemaker: SystemJ versus safety critical Java. In *Proceedings of the 12th International Workshop on Java Technologies for Real-time and Embedded Systems*. 37–46.
- [20] Heejong Park, Avinash Malik, and Zoran Salcic. 2015. Compiling and verifying SC-SystemJ programs for safety-critical reactive systems. *Computer Languages, Systems & Structures* 44 (2015), 251–282.
- [21] Dumitru Potop-Butucaru, Stephen A Edwards, and Gérard Berry. 2007. *Compiling esterel*. Vol. 86. Springer Science & Business Media.
- [22] Robert E Strom and Shaula Yemini. 1986. Typestate: A programming language concept for enhancing software reliability. *IEEE transactions on software engineering* 1 (1986), 157–171.
- [23] Eugene Yip, Alain Girault, Partha S Roop, and Morteza Biglari-Abhari. 2023. Synchronous Deterministic Parallel Programming for Multi-Cores with ForeC. *ACM Transactions on Programming Languages and Systems* 45, 2 (2023), 1–74.