

Unveiling Dynamic Binary Instrumentation Techniques

Oscar Llorente-Vazquez^{1,2}, Xabier Ugarte-Pedrero³, Igor Santos-Grueiro⁴, and Pablo García Bringas²

¹*TECNALIA, Basque Research and Technology Alliance (BRTA)*

²*Faculty of Engineering, University of Deusto*

³*Cisco Systems, Inc.*

⁴*HP Labs*

Abstract

Dynamic Binary Instrumentation (DBI) is the set of techniques that enable instrumentation of programs at run-time, making it possible to monitor and modify the execution of compiled binaries or entire systems. DBI is used for countless security applications and analyses, and is extensively used across many fields in both industry and academia. Over the years, several DBI approaches have been proposed based on different technologies and implementing diverse techniques. Every solution tries to overcome certain limitations, but they bring other shortcomings. Some are specialized for one particular domain or task, while others have a wider scope.

In this paper, we shed light into the labyrinth of DBI, bringing together process-level and whole-system approaches. We depict their building blocks and analyze the underlying instrumentation techniques, comparing their ability to instrument different primitives and run-time events. Then, we evaluate their performance over a comparative framework when implementing each primitive, and highlight relevant observations. Our results show that no single technique is better than the rest in all circumstances.

1 Introduction

Dynamic Binary Instrumentation (DBI) frameworks are an extremely versatile and powerful mechanism with a wide range of applications. For instance, they have been extensively used for performance profiling and analysis [3, 29] or software fault injection [56]. Furthermore, prior work [11] has highlighted the pervasiveness of DBI in security research, which includes applications such as shepherding to enforce security policies such as Control-Flow Integrity (CFI) [40, 52], vulnerability discovery and analysis [27, 57], fuzzing of embedded devices [9, 42], and malware analysis [39, 49].

The main goal of DBI is to enable the execution of analysis callbacks that can inspect and tamper with the execution at arbitrary points in a running program. However, it is not clearly established what DBI comprises in terms of its core

elements, the execution contexts and the scope. This often leads to only consider approaches that insert and execute code as part of the target program under analysis from a user-space perspective.

Due to the high number of DBI implementations, and the heterogeneity in the designs and techniques, the current state of the art is diffuse, hard to understand and properly evaluate. In addition, many DBI tools have steep learning curves and require deep expertise to understand their internals, configure and use them effectively. The DBI landscape is fragmented across several research papers, websites and source code repositories, and documentation quality varies. It also lacks benchmarks for DBI tools across common metrics. This leads to additional challenges in order to understand the fundamentals and capabilities of existing solutions, to know which techniques and approaches are adequate in which circumstances, and to understand the advantages and disadvantages of each of them.

On the one hand, there has been extensive discussion on DBI transparency and evasive behavior [11, 16, 18, 34], especially in the context of adversarial environments such as malware analysis, but to the best of our knowledge there is no existing work that clearly categorizes DBI components, and analyzes and compares existing instrumentation techniques, their capabilities and relative performance in a comprehensive manner. In fact, they usually focus on a single technique or technology, or exclusively consider process-level or whole-system approaches. For instance, in a previous work [11], authors focus on DBI evasion and escape problems in the context of Just-In-Time (JIT) dynamic compilation based user-space DBI. Our goal is different in nature – instead of focusing on the transparency and security of specific solutions, we seek to analyze and evaluate all known instrumentation techniques and their capabilities as the core of DBI.

On the other hand, even though performance overhead is one of the main concerns and challenges in DBI, a fair amount of research papers that propose a new technique or DBI tool do not evaluate its performance, measure different metrics, or only report the relative overhead with respect to native

execution using arbitrary test cases. Unfortunately, this is not sufficient to understand which approach might show better performance for a particular situation. In contrast, we take into consideration the existing techniques, and analyze their performance when instrumenting different types of events under different conditions, under a variety of programs, with different lengths, and a different frequency of observable events.

In this paper, we fill this gap with a comprehensive and systematic study of DBI. Specifically, this work dissects the building blocks of DBI, and identifies, classifies, analyzes, and evaluates the existing instrumentation techniques, pointing out their different characteristics and capabilities. We evaluate the different techniques by testing a set of reference implementations over a complete comparative framework. Our analysis does not pretend to compare tools or implementations against each other, since their capabilities and performance are often influenced by design and implementation decisions (e.g., inserting instrumentation routines written in languages such as Python or Javascript, which are significantly less efficient than C/C++). Instead, we focus on the underlying instrumentation techniques upon which existing DBI frameworks are built.

In particular, the contributions of this work are:

- The definition and drilldown of the DBI building blocks. Namely, instrumentation, introspection and execution manipulation.
- A comprehensive characterization and classification of existing instrumentation techniques in relation to the fundamental instrumentation primitives they can provide. We further compare existing DBI frameworks that implement each technique, covering process-level and whole-system approaches.
- A thorough performance evaluation upon our framework of the instrumentation techniques for each instrumentation primitive, over a wide range of programs and conditions. Our findings show that the performance of the techniques often depend on factors such as the nature of the program and the frequency of the triggered instrumentation events during execution, and that no single technique stands out from the rest in every possible test.

The remainder of this paper is organized as follows. §2 depicts the underlying principles of DBI, namely, instrumentation, introspection, and manipulation. §3 classifies and details the inner workings of the different instrumentation methods. §4 describes the existing tools that implement those techniques and the variety of run-time events they can instrument. Then, §5 evaluates the performance of the instrumentation techniques in different scenarios by means of their practical implementations. §6 interprets and reflects on the implications of the results obtained from the evaluation. §7 discusses the main contributions of this work and reviews their impact, while §8 reviews the different works that are related to our paper. Finally, §9 concludes the paper.

2 DBI Building Blocks

We define DBI systems as those that take control of the execution of a target program, allowing to execute user-defined code on different execution events or with different granularity, making it possible to examine the program state and alter the execution of the program in an automated way.

Considering the proposed definition, we may argue that every DBI system has 3 fundamental building blocks that also determine their capabilities: (i) one or more instrumentation techniques that enable execution control, including event generation and callback registration mechanisms, (ii) the introspection capability (i.e., the ability to observe the architectural state of the target), and (iii) the capability to alter the execution of the target, either directly or by modifying the program state.

2.1 Process-Level & Whole-System Approach

Depending on the scope, DBI systems are classified into process-level and whole-system. Process-level DBI includes every approach whose scope is restricted to a single process usually in user-space, being only able to manage one program at a time. The DBI runtime can reside in the same address space as the target or in a remote location, so they can spawn or attach to a running process from the user-space [5, 6, 20, 33, 35, 44] or kernel-space [54]. On the contrary, whole-system solutions recreate entire systems and are composed of a host and a guest system. Therefore, instrumentation and analysis logic is generally implemented out of the analyzed target [8, 14, 32, 58, 61].

Each approach comes with its own benefits and disadvantages. Whole-system tools provide a full-system view, allowing to observe kernel activity and process interaction. However, there is a clear increased performance cost compared to process-level approaches. Process-level DBI often share space with the instrumented program, while whole-system tools perform the instrumentation and analysis from outside the virtual machine, providing better transparency and stronger isolation. However, since a new layer is introduced between the host and the guest system, a significant challenge emerges regarding introspection — the semantic gap problem [26].

2.2 Instrumentation

The backbone of DBI is formed by the different instrumentation methods that enable the controlled execution of a target program and the execution of user-defined code.

Using several techniques such as inserting breakpoints, trampolines, or dynamic compilation, DBI systems can interleave code or temporarily stop the execution at specific points (e.g., when a breakpoint is hit, or whenever an instruction sequence is compiled), or when certain events are triggered (e.g., interactions with the OS). These systems offer a set

of instrumentation primitives (i.e., facilities through an API that allow the user to run callback routines at different granularities). Depending on the technique and, in certain cases, the Instruction Set Architecture (ISA) abstractions provided by the DBI framework, diverse events are exposed, such as the execution of instructions, memory accesses, or OS and hardware events. Moreover, the design of the DBI engine determines whether these user-defined callbacks are executed in the same context as the target under analysis, in a separate process (i.e., a debugger process), or in a higher privilege context like the kernel (Ring 0) or the hypervisor (Ring -1).

Instrumentation techniques, capabilities, and related primitives are classified and further detailed in section §3.

2.3 Introspection

Another relevant aspect of DBI is related to the ability to observe the program state at different points of the execution.

In general, DBI frameworks provide means through the API to access the CPU register state and memory contents. Similarly, they may also facilitate introspection by means of higher level abstractions passed to analysis calls as arguments. Besides, some tools may provide complementary methods to access devices like hard disk drives, and so on. Even though register values and raw memory contents are sufficient for some tasks, a high-level representation closer to the original source, such as variables, data structures, or functions, is extremely useful in many cases (e.g., vulnerability analysis, data manipulation). To this end, the conventional method is to leverage standard debugger techniques that explore the symbol table and debugging information if present [20, 24].

In whole-system approaches, introspection poses a greater challenge since they must confront the semantic gap problem. The semantic gap is defined as a disparity in abstractions. It fundamentally arises when the DBI system has an external point of view (e.g., at hypervisor-level), and high-level OS abstractions, such as threads and processes are not visible. In contrast, hardware-level abstractions such as physical memory pages and hardware device operations can be observed. To bridge the semantic gap, numerous research works have been proposed in the area of Virtual Machine Introspection (VMI) [15, 19, 46, 62]. This process tries to retrieve information about the current state of the guest by reconstructing high-level semantic information, such as lists of running processes or active network connections, from low-level sources and detailed knowledge of the OS [10]. The reader can refer to existing literature [26] for further information on this topic.

2.4 Execution Manipulation

Regardless of the level of introspection that every approach may offer, the objective of DBI is not only to monitor the target under analysis, but to possibly alter its behavior through the intentional manipulation of the execution.

To this end, DBI frameworks may provide facilities through their APIs to add, replace, or delete instructions by design. Moreover, other convenient facilities include replacing specific function calls with user-defined functions, returning prematurely, or modifying arguments and return values, for instance. Nonetheless, program behavior and execution flow can also be altered through the manipulation of the program state, which is usually accessible to the user. Writing CPU registers or memory contents can lead the program to follow a different path, by modifying the program counter or overwriting a branch condition related value, for instance.

3 Instrumentation Techniques

The variety of events that a DBI system is able to instrument is subject to its underlying techniques and implementation decisions. The most fundamental observable events, called *primitives*, include code execution and memory accesses at different levels. Table 1 summarizes the main primitives in relation to the techniques that enable their instrumentation.

In contrast to previous work [11], we do not include high-level abstractions that are implementation dependent such as function calls, since our goal is to express basic aspects of program execution. Nevertheless, DBI systems frequently use symbol information or function identification methods.

We also take a restrictive approach. We consider a technique to be capable of instrumenting a primitive only if it is able by itself and if it is reasonably applicable. For example, single-stepping (i.e., tracing every instruction individually) cannot selectively instrument a specific instruction address, even though it can single-step the entire program and examine every instruction until that particular address. On the contrary, other techniques can instrument specific instructions because the technique itself makes it possible.

3.1 JIT-assisted Dynamic Binary Translation

Dynamic Binary Translation (DBT) is a widespread technique extensively used in technologies like emulation [4] that also enables instrumentation [14, 23, 50]. It dynamically translates code from one ISA to another. However, it is common that host and guest architectures coincide [6, 33]. Moreover, approaches may work on the native instruction set or use an intermediate representation [35].

The process is assisted by a JIT compiler and a code cache. The original code is not executed but usually compiled one block at a time, and stored in a software-based code cache, which is the one that is actually executed. All the instructions in this chain are executed one after the other unless some interrupt or control flow instruction is reached. This optimizes the performance as it avoids switching between the emulator and the emulated code on every single instruction.

These engines allow registering callbacks on the translation or execution of code at different granularities: typically at

Table 1: Instrumentation techniques and fundamental primitives. ✓ indicates full capability. ✗ means that the technique is not capable. ○ indicates exceptional case or partial capability. Specific cases are detailed in their corresponding subsections.

Instrumentation Primitive	JIT-DBT	DPI	SW Breakpoints	HW Breakpoints	Single- Stepping	Page Faults	CPU Interp.
<i>Execution of a Single Instruction</i>	✓	✓	✓	✓	✗	○	✓
<i>Execution of Instructions in Memory Range</i>	✓	✗	✗	○	✗	✓	✓
<i>Execution of Every Instruction</i>	✓	✗	✗	✗	✓	✗	✓
<i>Execution of Specific Instruction Types (e.g., branches)</i>	✓	✗	✗	✗	○	✗	✓
<i>Execution of Execution Block</i>	✓	✗	✗	✗	✗	✗	✗
<i>Block/Instruction Translation/Decoding</i>	✓	✗	✗	✗	✗	✗	✓
<i>Memory Address R/W</i>	○	✗	✗	✓	✗	○	○
<i>Memory Range R/W</i>	○	✗	✗	○	✗	✓	○
<i>Whole Memory R/W</i>	○	✗	✗	✗	✗	✗	○

execution block level and instruction level, depending on the implementation. Further, some systems may abstract memory accesses, exceptional control flows, or other CPU and cache related events. These primitives can be used to emulate any kind of hook by selectively inserting callbacks in JIT translated code (e.g., at a certain memory address). Concrete memory accesses cannot be instrumented at translation time, since in most cases the addresses are computed at run-time. Instead, it has to examine executed instructions, or directly monitor memory accesses in cases where the tool uses a software Memory Management Unit (MMU). It is worth to note that JIT-DBT is the only technique that naturally implements the execution block granularity level, facilitating coarse-grained instrumentation and analysis.

3.2 Dynamic Probe Injection

The Dynamic Probe Injection (DPI) approach dynamically replaces instructions in the original program with trampolines that jump into analysis code. To this end, instructions are saved and replaced by an unconditional branch instruction. When this trampoline is executed, the control flow changes to a pre-processing sequence that pushes CPU registers into the stack to save the program state and execute the user-defined code. When the callback returns, the program state is restored, the instructions that were displaced are executed, and the control flow returns to the original location [5, 44].

This method is typically used for function-level hooking (i.e., intercept calls to functions and execute code before or after the call), although it is possible to target instructions at specific addresses to instrument. In order to identify functions for instrumentation, DBI frameworks must rely on symbol tables, debugging information, or other techniques such as static analysis to recover function boundaries.

3.3 Traps and Interrupts

Techniques commonly found in debuggers trigger traps or interrupts at specific execution points, redirecting the execution

to user code that will typically have privileges over the target, as part of a debugger process or a hypervisor. In this category we find software and hardware breakpoints, watchpoints, single-stepping, and page-fault-based instrumentation.

Software-based breakpoints start by saving a specified instruction in the program to replace it with an exception-triggering instruction. For instance, in x86-64 platforms the exception-triggering instruction is usually a special single-byte instruction (i.e., `INT 3`). After handling the exception and executing callback code, the original instruction is written back and executed [12, 32, 45]. Some approaches are built around architecture-specific mechanisms such as the System Management Mode (SMM). In that case, software breakpoints are implemented by replacing instructions with a write to an Advanced Configuration and Power Interface (ACPI) port (e.g., 0x2b on Intel) to trigger a System Management Interrupt (SMI) and enter SMM [61]. On ARM, they are also implemented placing Secure Monitor Call (SMC) instructions into the guest kernel to transfer control to a hypervisor [41]. Similar to DPI, although this method could theoretically instrument every instruction or a set of instructions in a memory range, it would require setting and managing successive breakpoints on each address, if possible.

Hardware-based breakpoints are implemented at CPU-level by using dedicated debug registers (e.g., DR0-DR3 in the x86-64 architecture, or DBGVR in ARM). These registers are a limited resource and can store a breakpoint address. When the program counter matches a value and a set of conditions are met (i.e., determined by the DR7 register in x86-64, or DBGBCR in ARM), a debug exception is triggered. Some architectures such as PowerPC may also include hardware support for ranged breakpoints [20].

Watchpoints are a special kind of breakpoint that breaks when data is accessed rather than when some specific instruction is executed. Hardware-assisted watchpoints are set leveraging architecture-specific debug registers [41], with support for ranged watchpoints on architectures such as PowerPC [20]. In contrast, we do not contemplate purely software-based ap-

proaches since they require single-stepping the program and monitoring every memory access to compare the address against a list of watched addresses. Nevertheless, several optimizations have been proposed in that context [22].

Single-stepping includes any technique that executes and handles one step (i.e., an instruction) at a time, usually through mechanisms provided by CPU architectures. In x86-64, the EFLAGS register contains the Trap Flag (TF), that can be set to generate a debug exception on each executed instruction [13, 36]. In addition, the Branch Trap Flag (BTF) modifies the behavior of TF to only trigger exceptions on branch instructions. Similarly, the Monitor Trap Flag (MTF) is a debugging feature specific to Intel hardware virtualization extensions that causes VMExits on instruction boundaries in VMX non-root operation (i.e., the guest system) [12, 45]. Further, when a performance counter overflows an interrupt is triggered, enabling instruction-level stepping by setting the value of a performance counter that measures all retired instructions to the maximum value each time. The CPU architecture determines stepping options by the kind of events that can be measured. For instance, it is also possible to perform branch-level stepping in this way. The triggered interrupts can be configured to transfer control to the hypervisor, SMM, or the ARM secure domain [37, 55, 61]. On ARM, single-stepping can also be implemented placing successive SMC instructions, taking advantage of the fixed-width ISA [41].

Page Faults operate at the memory page level and tamper with page access bits to trigger page fault exceptions during execution, that are handled by a previously set custom page fault handler. To this end, a page that contains an instruction of interest can be set to non-present [53]. Further, when using Intel virtualization extensions and hence Extended Page Tables (EPT), read, write, and execute page access bits are independent of each other, providing complete flexibility to trap the execution on different access types, triggering a VMExit [58]. This method is not exclusive to code pages, but is also applicable to data pages, allowing to implement a mechanism similar to watchpoints. For instance, the privilege (i.e., supervisor bit) or other access permission flags of the page can be manipulated to produce an exception on every access [12, 54].

To monitor the execution of concrete instructions or specific memory accesses, it is necessary to check on every page fault the responsible memory address. Following the same principle, it is also possible to monitor memory ranges not aligned to the page size for either read, write or execution.

3.4 CPU Interpretation

The fetch-decode-execute cycle is the basic operational process the CPU follows to execute instructions. This process is closely reproduced in software by some emulators. In particular, interpretation-based emulators work in a loop by fetching an instruction from memory, decoding it to determine its semantics, fetching the particular operands, performing

the operations, and writing the result back. Instruction execution is usually enclosed in an instruction-specific method that is called after its decoding. This rigorous interpretation enables instruction-level execution control and instrumentation [31, 38].

Similar to JIT-DBT, this technique needs to examine each executed instruction to check whether it is a memory operation to make memory accesses visible for instrumentation. However, interpretation-based emulators usually emulate virtual memory in software, making this task simpler.

4 DBI Implementations

In this section, we describe and relate existing DBI frameworks to their implemented instrumentation techniques mapped to instrumentation primitives. To compile the list of existing DBI frameworks, we have conducted a detailed review of the literature and we have also included known tools in the system security community, of which most are widely used both in industry and academia. Please note that we have excluded tools that mix or are built upon other DBI systems (e.g., PEMU [60]), and tools whose details are not publicly available. Similarly, we do not include tools with a more specific purpose such as TinyInst [21] (whose goal is to instrument specific modules in a process).

To depict the temporal evolution of proposed DBI frameworks, Figure 1 presents a timeline of DBI solutions. We lay out the tools according to their first published work or first public release. Please note that, even though some tools came out early on, they have been further developed with new features in posterior versions, have published additional works, and continue to be widely used and actively maintained. We also include QEMU and hardware-assisted virtualization technologies (i.e., Intel VT-x) because they have been a fundamental component in DBI, and several approaches depend on them.

4.1 Process-Level Approaches

Table 2 shows the implemented instrumentation techniques within process-level tools that enable the instrumentation of different primitives.

Early implementations of JIT-DBT (i.e., DynamoRIO, Valgrind, Pin) made fine-grained instrumentation practical. Tools that implement JIT-DBT share address space with the target program and provide efficient runtime instrumentation at a wide range of granularities. Each tool implements different designs, translation strategies and optimizations, and operate on native code. The exception is Valgrind, which translates through the VEX intermediate representation and enables heavyweight analyses such as in-depth memory analysis and taint tracking.

Posterior implementations focused on additional aspects of DBI. For instance, Cobra was developed as a kernel module to enable the analysis of localized user and kernel code, also

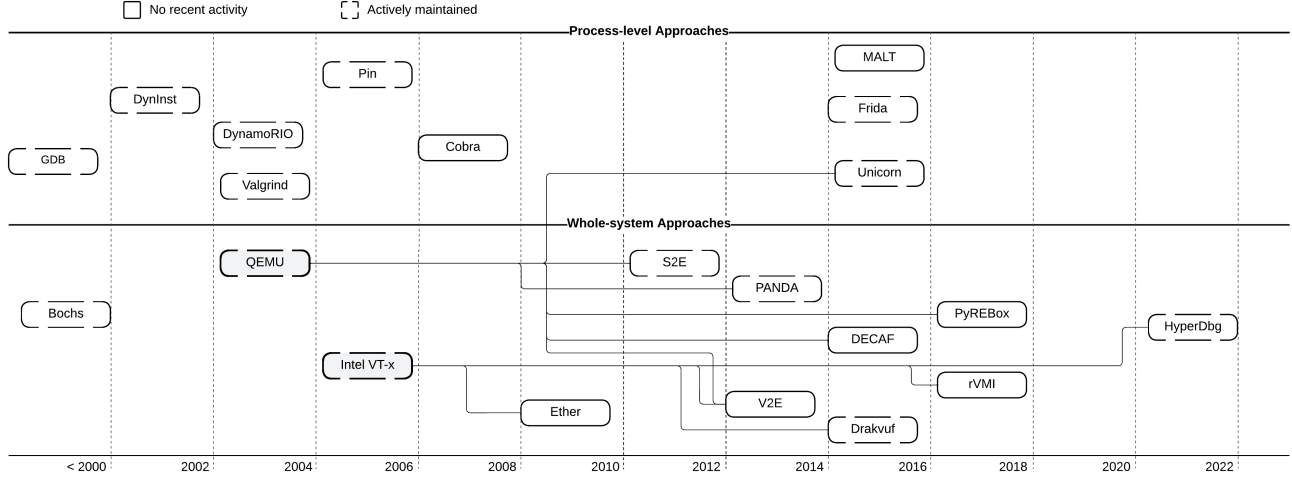


Figure 1: Timeline of DBI tools.

Table 2: Process-level DBI tools mapped to instrumentation techniques and primitives. J stands for JIT-DBT, D for dynamic probe injection, SB for software breakpoints, HB for hardware breakpoints, SS for single-stepping, PF for page faults, and M for software emulated memory. X denotes not capable.

Instrumentation Primitive	JIT-DBT						DPI		Others	
	<i>Pin</i> [33]	<i>DynamoRIO</i> [6]	<i>Valgrind</i> [35]	<i>Frida Stalker</i> [44]	<i>Unicorn</i> [43]	<i>Cobra</i> [54]	<i>DynInst</i> [5]	<i>Frida Interceptor</i> [44]	<i>MALT</i> [61]	<i>GDB</i> [20]
Execution of Single Instruction	J	J	J	J	J	J	D	D	SB, HB	SB, HB, PF
Execution of Instructions in Memory Range	J	J	J	J	J	J	X	X	X	HB*, PF
Execution of Every Instruction	J	J	J	J	J	J	X	X	SS	SS
Execution of Specific Instruction Types (e.g., branches)	J	J	J	J	J	J	D*	X	SS	X
Execution of Execution Block	J	J	J	J	J	J	D*	X	X	X
Block/Instruction Translation/Decoding	J	J	J	J	X	J	X	X	X	X
Memory Address R/W	J	J	J	J, PF	M	PF	D*	PF	X	HB, PF
Memory Range R/W	J	J	J	J, PF	M	PF	D*	PF	X	HB*, PF
Whole Memory R/W	J	J	J	J	M	X	X	X	X	X

* Partial capability, specific to a CPU architecture, or tool-specific implementation.

improving stealth. Frida is oriented to portable, user-friendly, cross-platform runtime instrumentation, with a strong focus on mobile. It injects a JavaScript engine into the target process to enable DBI through JavaScript code. Unicorn is based on the CPU emulation component of QEMU, which enables cross-platform, lightweight emulation and instrumentation of arbitrary binary code such as firmware blobs. Since QEMU emulates virtual memory, it makes it possible to intercept memory accesses at TLB-level.

In contrast to JIT-DBT, certain approaches do not share the same address space and operate from an external point, i.e., from a different process or a different physical machine (i.e.,

MALT). GDB implements standard debugger features like breakpoints and single-stepping. In GDB, page-permission-based traps are not implemented by default. However, the user can call arbitrary functions in the debugged process space. This enables their implementation by calling `mprotect` to modify page permissions and trigger page fault exceptions on access. Resulting page faults are handled by the debugger process, permissions are restored back in the faulting page, the instruction is executed in single-step, and page permissions are adjusted again before the execution continues. GDB also implements ranged hardware breakpoints and watchpoints for PowerPC embedded processors.

Table 3: Whole-system DBI systems mapped to instrumentation techniques and primitives. J stands for JIT-DBT, D for dynamic probe injection, SB for software breakpoints, SS for single-stepping, PF for page faults, CI for CPU interpretation, and M for software emulated memory. \times denotes not capable.

Observable Event	Emulation						Hypervisor			
	<i>DECAF</i> [23]	<i>PANDA</i> [14]	<i>V2E</i> [58]	<i>S2E</i> [8]	<i>PyREBox</i> [50]	<i>Bochs</i> [31]	<i>Ether</i> [13]	<i>Drakvuf</i> [32]	<i>rVMI</i> [45]	<i>HyperDbg</i> [28]
<i>Execution of Single Instruction</i>	J	J	J	J	J	CI	\times	SB, PF	SB	SB, PF, D*
<i>Execution of Instructions in Memory Range</i>	J	J	J	J	J	CI	\times	PF	\times	\times
<i>Execution of Every Instruction</i>	J	J	J	J	J	CI	SS	\times	SS	SS
<i>Execution of Specific Instruction Types (e.g., branches)</i>	J	J	J	J	J	CI	\times	\times	\times	PF*
<i>Execution of Execution Block</i>	J	J	J	J	J	\times	\times	\times	\times	\times
<i>Block/Instruction Translation/Decoding</i>	J	J	\times	J	\times	CI	\times	\times	\times	\times
<i>Memory Address R/W</i>	M	M	M	M	M	M	\times	PF	HB	PF
<i>Memory Range R/W</i>	M	M	M	M	M	M	\times	PF	\times	PF
<i>Whole Memory R/W</i>	M	M	M	M	M	M	PF*	\times	\times	\times

* Partial capability or tool-specific implementation.

DynInst introduced dynamic probe injection in DBI. It implements several static analyses to identify and build abstractions that enable the instrumentation of more complex primitives using DPI. To illustrate, analysis tools can build the control-flow graph of specific functions and instrument basic block boundaries (different from execution blocks in JIT-DBT). Similarly, it also enables the instrumentation of load and store instructions in particular functions.

MALT emphasized the role of hardware features in improving DBI transparency by combining the SMM and performance counters. It introduced a new method to implement debugger-related instrumentation techniques by leveraging performance counter events to trigger an SMI.

4.2 Whole-System Approaches

Table 3 shows the implemented instrumentation techniques within whole-system tools that enable the instrumentation of primitives. These tools are built upon hardware virtualization, emulation, or a combination of both technologies.

Bochs introduced full-system emulation for x86 CPUs and whole-system instrumentation. It is an interpretation-based emulator, i.e., emulation logic is implemented in one big decode loop, which closely models the fetch-decode-execute actions of the CPU, enabling fine-grained instrumentation.

At present, JIT-DBT is the most common approach in emulation-based tools, most of which are based on QEMU’s whole-system emulator. However, significant differences exist between tools and their objectives. S2E, PANDA and DECAF enable fine-grained instrumentation in addition to different complex analyses such as symbolic execution in S2E, deterministic execution record and replay in PANDA, and taint analysis in DECAF, among others. Exceptionally, V2E is a hybrid approach that records the execution at page-level in KVM,

and replays it in a modified version of TEMU [59], taking advantage of JIT-DBT to perform fine-grained instrumentation. Further on, PyREBox combined QEMU-based whole-system instrumentation with Python scripting, improving ease-of-use for system-wide reverse engineering and analysis.

Other whole-system tools are built upon an hypervisor component such as Xen or KVM [13, 32, 45]. Hardware virtualization extensions allowed tools to access memory and CPU state faster and transparently. Ether spearheaded the transition from intrusive tools to stealthy hypervisor-based DBI by leveraging hardware-assisted virtualization. It uses the Trap Flag and relies on shadow page tables, which makes it possible to also intercept memory writes by removing write permissions from all pages. However, it has limited performance and capabilities since shadow page tables were less efficient than the later released EPT.

Drakvuf, rVMI and HyperDbg leverage EPT to implement instrumentation that transfers control to the hypervisor, achieving greater stealth and performance. Drakvuf also implements memory access traps by removing the read/write or execution permissions from target pages at EPT level, so the page fault is not triggered in the guest. Moreover, HyperDbg has a strong focus on stealth, offering several distinctive features. It combines multiple instrumentation techniques making maximal use of EPT, including breakpoints, single-stepping via Monitor Trap Flag, page faults, and dynamic probes for greater flexibility and transparent analysis.

4.3 Other Execution Events

During execution, the execution flow can be altered by exceptions and interrupts. Some of these come from the interaction with external devices such as the hard-disk drive, the keyboard or the network card. The OS is usually responsible for their

Table 4: Other visible events derived from execution, OS, or hardware operation.

Observable Event	Process-Level								Whole-System									
	<i>Pin</i> [33]	<i>DynamoRIO</i> [6]	<i>Valgrind</i> [35]	<i>Frida</i> [44]	<i>DynInst</i> [5]	<i>Cobra</i> [54]	<i>Unicorn</i> [43]	<i>GDB</i> [20]	<i>DECAF</i> [23]	<i>PANDA</i> [14]	<i>S2E</i> [8]	<i>PyREBox</i> [50]	<i>Ether</i> [13]	<i>Drakvuf</i> [32]	<i>rVMI</i> [45]	<i>V2E</i> [58]	<i>Bochs</i> [31]	<i>HyperDbg</i> [28]
Interrupts & Signals	✓	✓	✓	✓	✓	✗	✓	✓	✗	✓	✓	✗	✗	✓	✗	✓	✓	✓
Process Creation & Exit	✓	✓	✗	✗	✓	✗	✗	✓	✓	✓	✓	✓	✗	✓	✗	✓	✗	✓
Thread Start & Exit	✓	✓	✓	✗	✓	✗	✗	✓	✗	✓	✗	✗	✗	✗	✗	✗	✗	✗
System Call	✓	✓	✓	✗	✗	✓	✓	✓	✗	✓	✓	✗	✓	✓	✗	✗	✗	✓
Module Load & Unload	✓	✓	✗	✗	✓	✗	✗	✓	✓	✗	✓	✓	✓	✓	✗	✓	✗	✗
Task Switch	✗	✗	✗	✗	✗	✗	✗	✗	✗	✓	✓	✓	✓	✓	✗	✗	✗	✗
Network I/O	✗	✗	✗	✗	✗	✗	✗	✗	✓	✓	✗	✓	✗	✓	✓	✓	✓	✓
HDD I/O	✗	✗	✗	✗	✗	✗	✗	✗	✗	✓	✗	✗	✗	✓	✗	✓	✗	✓
TLB Operation	✗	✗	✗	✗	✗	✗	✗	✗	✓	✗	✓	✓	✗	✗	✗	✗	✓	✗

management. Some DBI tools have visibility on these events, subject to implementation decisions and symbol availability. Table 4 shows the relation between DBI tools and the most common event types within this category. We conservatively take into consideration current implementations and default plugins, which usually expose these events through their APIs.

Process-level and whole-system tools are implemented with different goals in mind. Therefore, they observe events from different perspectives and some events may not be captured by a particular category. Specifically, as process-level approaches focus on a single program, they track events that take place in the content of the program under analysis, while whole-system DBI observes events in a system-wide fashion. As an example, process-level tools can intercept the creation of child processes originating from the target. Whole-system approaches can instead monitor the creation of every process. Likewise, process-level approaches capture module loads and unloads in the process (i.e., shared libraries), whereas whole-system solutions also cover kernel modules or drivers.

Existing tools adopt different strategies to handle interrupts. Process-level tools let the user subscribe to exception events (e.g., division by zero) or Linux-specific signal events, depending on the implementation. Valgrind and DynInst only support signals while Frida supports exceptions. The Unicorn Engine is rather exceptional since it is a CPU emulator and thus, although it provides callback functions for exceptions and INT instructions, it is the user’s job to emulate the entire exception handling process. Whole-system approaches do not usually provide primitives to monitor signals or exceptions, but they have full visibility on the system, making it possible to create these abstractions by using VMI techniques.

5 Evaluation

In this section, we detail the conducted experiments to measure and evaluate the performance of the different instru-

mentation techniques. We seek to understand the behavior of instrumentation techniques in different scenarios, such as targeting different primitives, or different event frequency.

5.1 Instrumentation Techniques in Practice

Certain techniques such as JIT-DBT are complex and, as a consequence, tools implementing the same technique may show performance differences due to their particular implementation or design choices, among other factors. Therefore, our main goal is to evaluate instrumentation techniques and not their particular implementations or available tools.

However, in order to conduct these experiments we had to select a set of tools as reference implementations of the techniques. We prioritized publicly available, actively maintained projects written in C/C++ with a large community. Additionally, we give preference to tools that do not introduce excessive unrelated overhead (i.e., to enable complex analyses), so that they do not distort the real cost of instrumentation.

The implementation language of both the tool and the instrumentation code have a significant performance impact. For instance, a tool written in C/C++ that calls a Python snippet needs to enter the Python run-time on every event, imposing a high overhead. This overhead is derived from a design choice and not by the instrumentation technique itself. All the tools we selected are fully implemented in C/C++. We conducted our experiments on the Linux platform for the x86-64 architecture, which should be supported by the reference tools. While there are DBI tools that support other architectures, they follow similar techniques and principles. Also, it would not be appropriate to compare x86-64 implementations against other architectures.

In this way, we selected tools to cover every possible instrumentation technique for process-level and whole-system. Each of these tools implement one or more of the instrumentation techniques described in Section §3.

Specifically, we used the following process-level technique

implementations: the JIT-DBT engine Pin (3.17), the DPI tool Dyninst (10.2.1), and the GDB (9.2) debugger for software breakpoints, hardware breakpoints, and page-fault-based instrumentation. While GDB is a debugger and not a DBI tool on its own, it implements several instrumentation techniques and satisfies the definition of DBI in Section §2. Also note that we configured GDB to prevent all output to avoid introducing unnecessary overhead.

As whole-system implementations, we selected: the interpretation emulator Bochs (2.6.11), and the latest available versions of the JIT-DBT emulator PANDA and the hypervisor-based tool Drakvuf. These tools cover a wide range of techniques, described in Section §3. In cases where callbacks can be inserted in different programming languages (e.g., PANDA supports plugins in Python), we used the C/C++ interface.

Note that in the rest of this section, in order to make a distinction between the different techniques implemented by the same tool, we append the acronym of the technique at the end of the tool name (i.e., `gdb_sb`, `gdb_hb`, `gdb_ss`, `gdb_pf`, `drakvuf_sb`, and `drakvuf_pf`).

5.2 Technique Evaluation

Our goal is to analyze current instrumentation techniques, evaluating their performance when implementing different instrumentation primitives. It is essential to minimize the impact of specific implementations. These rules out complex test cases that use multiple instrumentation options, or high demanding tasks such as memory profiling or information flow tracking, because tool-specific optimizations would come into play. Under that premise, our experiments are guided by and reflect basic instrumentation capabilities.

We did not cover the execution of specific instruction types, execution of execution blocks, or code translation primitives. While these are useful primitives in many contexts and applications, reporting their performance statistics would not add any additional value since they are either based on the same principles as other primitives in the techniques, or not applicable to more than one technique. For instance, execution block primitives are exclusive to JIT-DBT by design.

It is worth noting that some instrumentation techniques were really demanding, leading to overly long execution times and making the measurement impractical. To overcome this difficulty, we empirically set through experimentation an event count threshold for these cases, thus keeping the execution feasible: 2 million instructions when single-stepping, and 200,000 page faults when using a page-fault-based approach.

No instrumentation (*none*). For every tool, we run the target under the DBI framework with no instrumentation besides the necessary to measure performance. This serves as a baseline to understand the base overhead introduced by every tool.

In Bochs, identifying the process start and end requires using the instruction-level callback, which introduces excessive overhead for this experiment. To overcome this limitation, we

compiled Bochs without any instrumentation enabled, and connected an agent in the guest system with the host through a network socket in order to properly detect the beginning and end of the program without adding any expensive overhead.

Instrument execution of a single instruction (*exec_single*).

This primitive can be implemented in different ways. JIT-DBT engines can decide whether to instrument an instruction at translation time based on the address being translated. This is the case of Pin and PANDA. DPI techniques can insert trampolines at specific addresses – we implemented this approach in Dyninst. Software and hardware breakpoints trigger an exception at a specific code address. A similar behavior is possible by removing the execution permission of the whole memory page containing the address. We implemented these three approaches in GDB and Drakvuf (except hardware breakpoints for the latter). Finally, when an interpreter runs every instruction one by one, it can call a callback before instruction execution. We tested this approach with Bochs.

Instrument execution of instructions in a memory range (*exec_range*).

Similar to previous cases, JIT-DBT engines can check at instruction translation whether the current program counter value is within the range of a specified memory range. We tested this with Pin and PANDA. This technique is also possible through page faults. When the memory range is not aligned to page boundaries, it is necessary to check (as part of the instrumentation code) whether the faulting address is within the specified range. We implemented this technique in GDB, and Drakvuf. As in the previous case, the Bochs interpreter can check the address instruction by instruction.

Instrument every executed instruction (*exec_all*).

Not every instrumentation technique has the capacity to instrument every possible instruction in a straightforward manner. This primitive can be implemented either by using single-stepping (that will force an exception on every instruction) or by monitoring every instruction execution under a JIT-DBT engine or an interpreter. We tested the first technique with GDB, and the second one with Pin for process-level, and PANDA and Bochs for whole-system instrumentation.

Instrument memory read/writes to a memory address (*rw_single*).

We implemented this primitive using different techniques. Hardware breakpoints trap the execution on memory accesses. It is also possible to mimic this behavior at page granularity by removing read and write permissions of memory pages. We implemented both techniques in GDB. For JIT-DBT and interpretation, the only way is to monitor every memory access to check whether the accessed address matches. Due to indirect memory addressing, many addresses are computed at run-time, and it is not possible to instrument this primitive at translation time. We implemented this approach in Pin, PANDA, and Bochs.

Instrument memory read/writes to a memory range (*rw_range*).

We implemented this instrumentation primitive by using the same techniques described previously. We implemented them in Pin, GDB (only using page faults), PANDA,

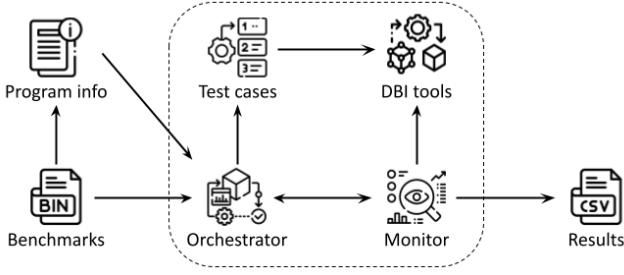


Figure 2: Overview of the DBI evaluation framework.

and Bochs. In a similar vein, we included Drakvuf by setting a memory access trap for read and write accesses at the specified memory pages at the EPT level.

Instrument every memory read/write made by the program (*rw_all*). This final primitive was only implemented by using JIT-DBT and interpretation, monitoring every single memory access at run-time. We implemented this test in Pin, PANDA, and Bochs.

5.3 Testing Benchmarks

For our experiments, we used the SPEC CPU2006 suite, which contains diverse programs written in C/C++, integer or floating-point intensive, and with varying execution times, instruction footprints and cache sensitivity. We discarded those that did not compile or execute correctly in our system, or those with excessively long execution times. We also used the intermediate size workload.

The SPEC suite defines multiple executions in a single benchmark for some programs, i.e., using different command-line options. We present these cases individually. Hence, we finally used a total of 16 benchmarks from 10 unique binaries.

For the experiments that require specific memory addresses to instrument, we manually searched for instructions and memory addresses that were respectively executed or accessed a significant number of times in each binary. To do so, we iteratively debugged each program monitoring candidate addresses each round.

5.4 Evaluation Methodology and Metrics

To manage and automate experiment execution, and enable further analyses, we developed an evaluation tool that is depicted in Figure 2. The proposed evaluation tool takes the selected benchmark binaries as input, along with the necessary program-specific information for each benchmark to run the experiments. This information includes command-line arguments, instrumentation points, and other relevant memory addresses. Then, it executes every test in every tool and every SPEC program in the evaluation set, recording execution information. We executed each benchmark 10 times to minimize the effect of system irregularities on the results.

To keep consistency, we use the execution of `main` as the starting point and the execution of `exit` as the ending point. When the execution reaches these, the tool notifies the framework and retrieves time and status information. Since each tool provides different methods to identify the start and end points, we selected the least intrusive method to avoid adding overhead. Note that since we measure from `main` to `exit`, we avoid measuring time that tools would need to repeat their initialization (e.g., creating a code cache) on every test case, minimizing the impact of the tools on the measured executions.

Regarding Pin, Dyninst, and GDB; we use standard tool features such as hooks and breakpoints to catch the execution of `main` and `exit`. In Drakvuf, we place a breakpoint in the `do_syscall` kernel function to trap system calls. This allows us to watch the start and end of the specific processes. To this end, we only need to place a breakpoint in `main` when it started. To identify the starting point in PANDA, we use the instruction translation callback to only instrument instructions whose program counter matches the specific `main` address. Whenever it is executed, we compare the next 20 bytes from `main` to prevent misidentifying the start. To identify the ending point, we look into TCG blocks before host code generation to find syscalls. In the case that a syscall is found (i.e., opcode 0F 05), we insert a function call to verify whether it is an actual `exit` called by our process (i.e., 0x3c or 0xe7 syscall number stored in RAX register). Identification in Bochs is conceptually similar to PANDA. Before instruction execution, we verify both if the program counter and the following 20 bytes match for the starting point, and whether the current instruction is an `exit` syscall for the ending point. Unlike PANDA, callbacks cannot be disabled and there is no less intrusive method.

We obtain diverse information about the process from each execution. Every time the orchestrator is notified, it retrieves wall-clock time from a system-wide real-time clock and cpu-time from a high-resolution per-process timer from the CPU. In addition, it creates a copy of `/proc/pid/stat` and `/proc/pid/status`. When the process ends, it computes the difference between the starting and ending points.

For process-level, we use cpu-time as a reference time for our stats, except for DynInst and GDB, which are executed as a separate process (i.e, a tracer process that controls the execution of a child process). In these two cases we consider a combination of the time spent by the child process (i.e., the monitored process) and the cpu-time of the process corresponding to the instrumentation tool. Additionally, we obtained the event count for the instrumented primitive. The event is defined by the executed experiment, e.g., for `exec_all`: the total number of executed instructions, for `rw_single`: the access count to the specified memory address, and so on.

For whole-system, we recorded wall-clock time from process start until the end. We found that this is the most consistent way to evaluate the approaches under the same conditions,

considering that some of them run emulated clocks inside the guest, while others may use the host’s clock. Some run as user-mode (e.g., emulators), while others run partially inside a VM, partially in the hypervisor and partially in the host.

We conducted all the experiments on an Intel Core i7-8700 machine with 16GB of RAM, running Ubuntu 20.04 with kernel version 5.8.0-63. For the guest machine, we used an Ubuntu 20.04 cloud image with kernel version 5.4.0-54 and 4GB of RAM. We also disabled ASLR, kASLR and cpu mitigations in both host and guest machines.

5.5 Process-level Techniques Results

Table 5 in Appendix A shows the results of our process-level experiments for Pin, GDB software breakpoints (*gdb_sb*), GDB hardware breakpoints (*gdb_hb*), GDB single-stepping (*gdb_ss*), GDB page faults (*gdb_pf*), and Dyninst. For every combination of experiment, tool, benchmark, and type of instrumentation, we show the average and standard deviation.

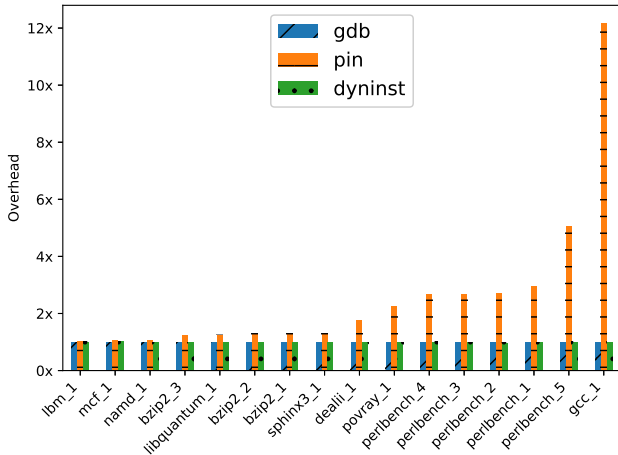


Figure 3: Base overhead of process-level DBI systems.

Figure 3 shows the base performance overhead of each tool. Debugging-based tools use operating-system provided mechanisms to attach to the debugged process. When no instrumentation is done, the overhead of this kind of tools is minimal or nonexistent. Trampoline based tools install trampolines — or code detours — in a given address, generating very little overhead as well. In contrast, dynamic compilation tools such as Pin, need to read and analyze the original code to give the opportunity to insert instrumentation routines before compilation. This process implies an overhead of up to 12 times the reference execution time on the native system even when no instrumentation is performed. Figure 3 also shows how the overhead remains constant for GDB and Dyninst, which execute the code natively, while some programs have different overheads for Pin. The reason is that the nature of the program and its execution also affect JIT-DBT, which may

increase the time spent in branch resolution or register allocation [51]. In this case, instruction footprint and execution time are responsible for the increased overhead [33], especially in *gcc* benchmark. Having a large instruction footprint and a short execution time results in insufficient code reuse to compensate the compilation cost.

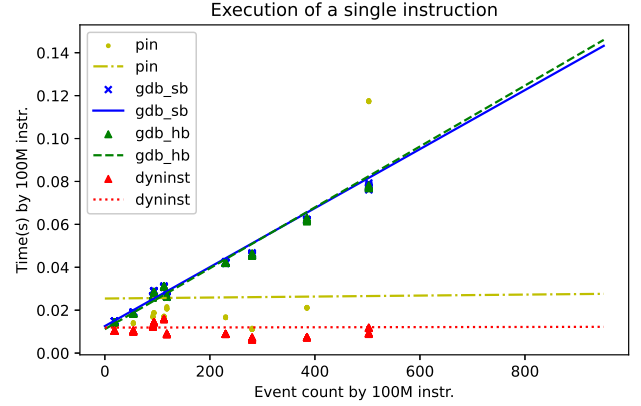


Figure 4: Time required to execute 100 million instructions by number of single instruction execution events. Trend lines represent the linear regression of the plotted points.

Even though binary rewriting inflicts a significant overhead with respect to native execution, this might be tolerable under certain circumstances. For instance, debuggers use software and hardware breakpoints or page faults to trigger interrupts. Every method that triggers an interrupt is followed by a context switch. The OS will analyze that interrupt and redirect the execution to the corresponding handler. This process implies the execution of many operations (e.g., saving the interrupted process’s context, context switching, transitioning from Ring 3 to Ring 0, and back to Ring 3). Hence, while the number of instrumented events increases, the overhead of JIT-DBT techniques is compensated by how efficiently those approaches can instrument the code (e.g., no context-switch is needed).

Figure 4 shows the normalized time required to execute a single instrumented instruction for several programs with a number of instrumentation events (i.e., the selected instruction is executed a different number of times in each benchmark program). The X axis shows the number of instrumented events every 100M instructions, whereas the Y axis shows the time to execute those 100M instructions. Despite the high variability in the case of Pin (discussed previously), all the cases show a linear overhead growth as the number of instrumented events per 100M instructions increases. However, the growth rate of GDB is much higher and exceeds the overhead of Pin around 100 events per 100M instructions. Despite this number is indicative and depends on many factors, Pin clearly outperforms GDB as soon as it needs to instrument a few events. Dyninst performs even better than Pin as it benefits from both not needing to switch context and not needing to

implement binary rewriting.

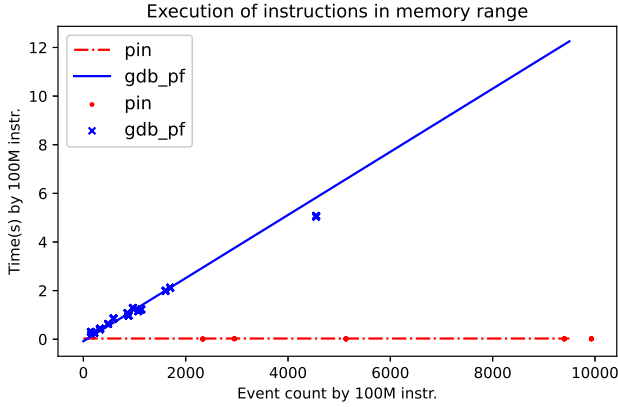


Figure 5: Time required to execute 100 million instructions by number of instruction executions in a memory range. Trend lines represent the linear regression of the plotted points.

Figure 5 shows the execution time for every 100M instructions for programs with a different number of instrumentation events in a memory range (i.e., a memory page) per 100M instructions. We observe that while the execution time for page-fault-based instrumentation in GDB grows linearly with the number of instrumented events, Pin remains almost constant. In this case, Pin decides which instructions ought to be instrumented at translation time, adding very little overhead since it only inserts callbacks at instructions that are part of the target page.

Regarding the overhead imposed by GDB single-stepping when instrumenting the execution of all instructions (shown in Table 5 in Appendix A), we can notice that execution time is extremely high compared to Pin. In fact, as aforementioned, we had to limit GDB to 20M instrumented events. If we compare the normalized instrumentation time (total time minus the time required to execute the program with no instrumentation) for 20M instrumented events, GDB single-stepping is more than 100,000 times slower than Pin at instruction tracing. Similar patterns can be noticed for page-fault-based GDB. In that case, we had to limit GDB to track up to 200,000 events.

As detailed in previous sections, Pin has to check memory operations on every instruction at run-time to decide if it affects a target memory range or a memory address.

Figure 6 shows the time required to execute 100M instructions for our benchmark programs that trigger a different number of address access events per 100M instructions. Even if hardware breakpoints are very efficient to instrument accesses to specific memory addresses, and Pin needs to instrument every instruction, its overhead is compensated as soon as the number of events triggered is higher than 2,000 every 100M instructions. This case is particularly interesting because the *cutting point* after which Pin performs better than debugger-technique-based approaches is higher than in the cases shown

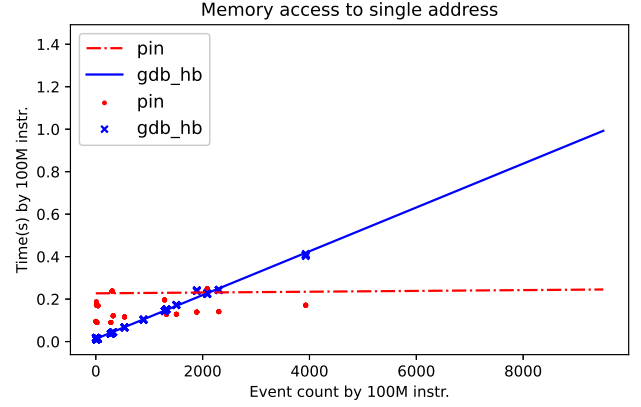


Figure 6: Execution time for 100 million instructions by number of access events per 100 million instructions. Trend lines represent the linear regression of the plotted points.

previously (e.g., single instrumented instruction execution).

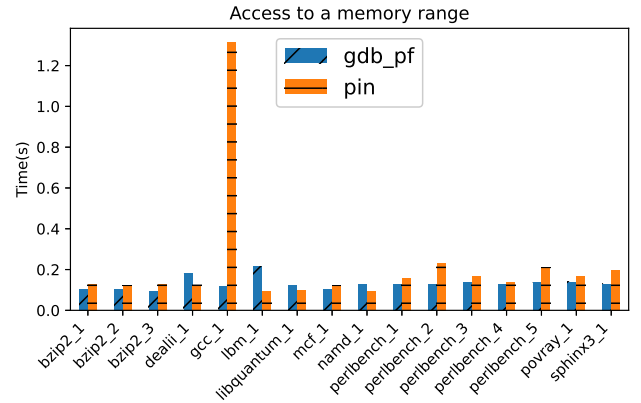


Figure 7: Overhead of process-level DBI systems for memory range read/write.

Figure 7 shows the time required by GDB to instrument 100 page accesses using page faults for the different benchmark programs, and the time it takes Pin to check the target address for every memory operation in 100M instructions. This overhead in Pin depends not only on the number of instructions, but also on the type of operations and number of memory accesses of these operations (and thus there is some variability in Figure 7). However, we can see that Pin significantly outperforms GDB except for very specific set-ups where memory accesses are very frequent and the target memory page or target memory address will be accessed extremely infrequently. This can be noticed in Table 5 in Appendix A.

While using page faults to monitor accesses to a single memory address (which is the same as that of accesses to a memory range) is significantly slower than Pin and hardware breakpoint based approaches, this difference is considerably

smaller for the `lbm` benchmark, for which we instrumented an address that is accessed very infrequently (i.e., 1,312 times).

5.6 Whole-System Techniques Results

Table 6 in Appendix A shows the raw results of our measurements on whole-system instrumentation techniques for each primitive. In all cases, we report the average and standard deviation for each iteration.

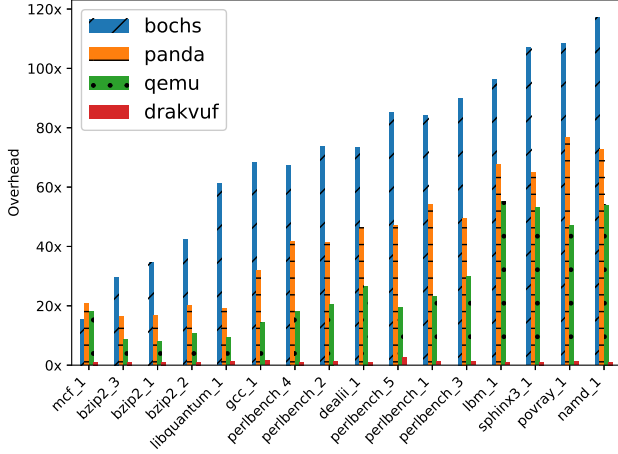


Figure 8: Base overhead of each whole-system framework.

Figure 8 shows the base overhead of PANDA, Bochs and Drakvuf with no instrumentation with respect to native execution. We also include QEMU 2.9.1 (the version used in PANDA at the time of experimentation) as reference. We can notice that Drakvuf imposes negligible and almost constant overhead, since hypervisor-based systems execute the guest natively in the CPU. In the case of emulators, the overhead is much higher and varies significantly, with the highest values found for the floating-point intensive benchmarks. Complex instruction set emulation is a non-trivial task, and its emulation can inflict varying overheads depending on the complexity of the operations performed by the program, the kind and frequency of memory accesses, and optimizations. Overall, Bochs has higher overhead than PANDA and ranges from 20 to 120 times the native execution time. It is worth to note that the `mcf` benchmark has the highest number of cache misses, and intensive pointer and integer arithmetic.

Figure 9 shows the time required to execute 100M instructions at different instrumentation frequencies for the single instruction instrumentation experiment. The results are plotted in logarithmic scale. We notice a particular point in which Drakvuf becomes slower than PANDA and Bochs: when the number of events per 100M instruction grows to 100,000. Similarly to process-level instrumentation, the overhead of context switches — and in this case, VM exit operations — has a non-negligible cost. This cost can compensate emulation

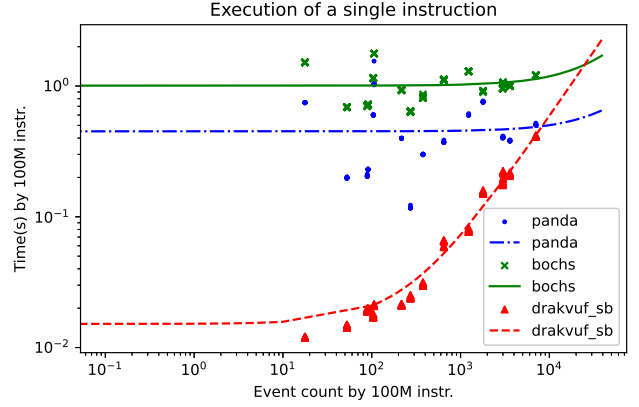


Figure 9: Execution time for 100M instructions by number of instruction execution events per 100M, in log scale. Trend lines represent the linear regression of the plotted points.

overhead after a certain point. There is also more variability in execution times for Bochs and Panda due to the different base overhead imposed by different programs (shown in Figure 8).

Figure 12, Figure 13, and Figure 14 in Appendix A show the execution times for the following primitives: execution of every instruction, memory accesses to an address, and accesses to every memory address respectively. In all cases, we observe similar performances for Bochs and PANDA, which emulate memory in software. The superior overhead imposed by Bochs in a non-instrumented execution is often compensated, but the results depend on the type of program being instrumented. We can claim that results for both tools in their current state suggest that the techniques at instruction-level granularity are comparable, and that their relative overhead is subject to specific implementation details and optimizations.

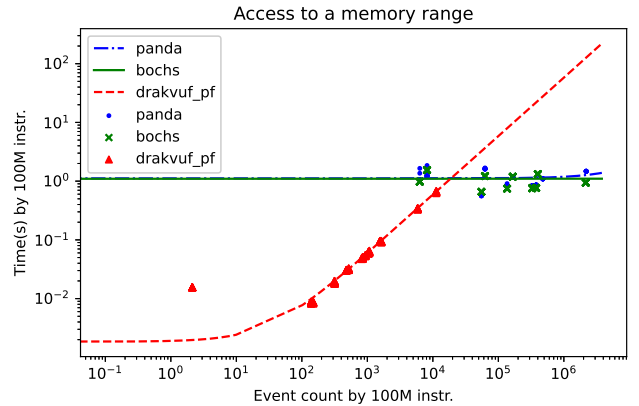


Figure 10: Execution time for 100M instructions by number of memory access events per 100M instructions, in log scale. Trend lines represent the linear regression of the plotted points.

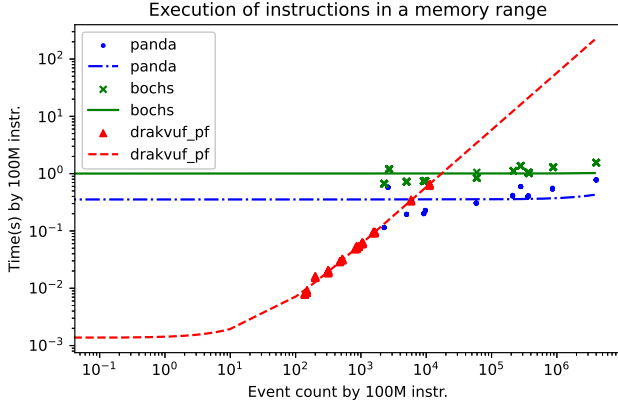


Figure 11: Execution time for 100M instructions by number of instruction execution events per 100M, in log scale. Trend lines represent the linear regression of the plotted points.

Figure 10 and Figure 11 show the normalized execution time (time per 100M executed program instructions) for different instrumentation event counts for the following experiments respectively: memory accesses to a memory range (i.e., a memory page), and instruction execution in a given memory range. While increased execution time remains constant for most programs in Drakvuf, the variability persists in Bochs and PANDA as in previous cases. The axes are represented in logarithmic scale to improve their legibility. As expected, there is a *cutting point* beyond which the execution overhead of Bochs and PANDA is compensated due to the penalty imposed by the slower VM switches needed by Drakvuf.

6 Insights from the Evaluation

In some experiments, the overhead was so high that they would have required an unaffordable and impractical amount of time to complete. In these cases, we restricted the number of events to monitor to 20M in the case of single-stepping, and 200K in the case of page faults to scale down execution time. To present our results, we have normalized the overhead as needed in order to compare approaches under the same conditions. We believe that these limits are high enough to have statistically representative data. Finally, we do not cover specific instrumentation use cases, but the actual primitives that those use cases may rely on.

6.1 General Insights

Instrumentation technique capabilities. The fact that a given instrumentation technique is able to instrument a specific primitive does not mean that it is the most appropriate approach for that task. One clear example is instrumentation through page faults. We have observed numerous times in our

experiments that page-fault-based instrumentation has a prohibitive overhead, orders of magnitude higher than dynamic binary rewriting and instruction by instruction monitoring. Our results show that there is not a clear winner for every situation. However, it is fundamental to ascertain that the capabilities of a given instrumentation technique match the specific requirements of the problem at hand. In addition, factors to consider include the number of times that a monitored event is expected to be triggered, and program characteristics that may affect the performance of techniques and their implementations. These characteristics include the amount and type of memory accesses, instruction footprint, execution time, and floating-point operation intensity, as observed during our experimentation.

Emulation overhead variability. Emulation and other binary rewriting based approaches often need to decompose complex instructions such as the ones in the Intel architecture (CISC) into smaller operations. Hardware processors benefit from co-processors and hardware optimizations to execute these instructions in a fast way, but emulators may introduce varying overheads depending on the types of instructions. We have noticed this pattern in the results for Pin, Bochs, and PANDA. For this reason, it is not only important to consider the kind of instrumentation or the number of events that will be triggered, but also the nature of the program and its base emulation overhead.

Emulation overhead vs instrumentation overhead. As mentioned before, emulators and binary rewriting introduce a non-negligible overhead with respect to native execution or hypervisor-based virtual machines. However, these systems often run their instrumentation and callbacks in the same context and address space as the emulated program. This saves numerous context switches and interrupts, and therefore avoids wasting millions of cycles to deal with these events. Furthermore, we have also observed that there is an expected increase in baseline overhead for PANDA as compared to its base emulator QEMU. This overhead difference is on average 1.8 times in our experiments, and can be attributed to the infrastructure that enables instrumentation, execution of analysis callbacks, and additional analyses via plugins. While emulators like Bochs or PANDA are well known for their high overhead, we have noted that this negative effect is soon compensated when the number of events to instrument is high.

6.2 Technique-Specific Insights

JIT-based dynamic binary translation. By design, the JIT-DBT technique has a high upfront cost but it is very efficient once running. It incurs a significant baseline slowdown (i.e., Pin up to 12 times the native execution with no instrumentation), but per-instrumentation-event overhead is low. As the number of instrumented events grows, JIT-DBT scales much better than trap-based methods. For instance, Pin overtakes

the breakpoint-based approach in GDB after around 100 instrumented events per 100M instructions. Therefore, JIT-DBT is more appropriate to monitor a high number of events (e.g., for heavy code coverage or tracing), or when very low per-event overhead is critical, since it handles large-scale instrumentation efficiently, not needing expensive context switches. Conversely it is less suitable for very light workloads or when minimal startup overhead is needed, since its initialization and analysis costs dominate in short runs (e.g., trivial tasks or a few probes).

Dynamic probe injection. DPI has very low baseline overhead close to native execution (similar to debugging-based DBI) and no per-event context switches. In practice, DynInst easily outperforms Pin and GDB for sparse instrumentation: in tests, as soon as a few events are instrumented, DPI exhibits superior performance to JIT-DBT and trap-based approaches. Dynamic probe injection works especially well for efficient instrumentation of a known set of code locations with minimal overhead. It excels at instrumenting well-defined code regions such as function entries where it can insert code detours ahead of time. It provides near-native speed for instrumentation, avoiding trap overhead from context switches and JIT costs. However, when the number of individual instructions to be monitored is high, managing and maintaining that many probes becomes impractical, since DPI requires a trampoline at every instrumented location.

Software and hardware breakpoints. Similar to DPI, breakpoint-based instrumentation has essentially zero cost when idle, since code runs natively. Each breakpoint hit incurs a trap and full context switch into the debugger however, so performance degrades rapidly as events increase. In experiments, breakpoint overhead grows linearly with event count and quickly exceeds JIT-DBT. In particular, by approximately 100 breakpoints per 100M instructions, Pin performs better than GDB. For memory access instrumentation, hardware breakpoints have shown to be very efficient for a single address: tests showed that the breakpoint-based approach was faster than JIT-DBT until about 2,000 hits per 100M instructions. Results suggest that breakpoints perform better for sparse events or isolated instrumentation points (e.g., a small number of code locations or memory addresses). On the contrary, breakpoints are less convenient when the instrumentation events are frequent or high-rate, since the trap and context switch overhead will dominate.

Single-stepping. Traps on every instruction yield the highest overhead. In practice, GDB single-stepping was orders of magnitude slower than JIT-DBT in Pin for tens of millions of steps. For almost any realistic workload, this method should be impractically slow, making other techniques such as JIT-DBT or an interpretation-based approach a more efficient and flexible option. Single-stepping should be considered as a supporting technique to other instrumentation methods, as a last resort when there are limited alternatives, for tiny

workloads, or when formal correctness of each instruction observation is required.

Page fault traps. Memory protection traps are similar in concept to breakpoints. Baseline overhead is low, but each page fault trap incurs context switching overhead. In the experimentation, page-fault-based instrumentation overhead grew with the number of page hits, whereas JIT-DBT remained almost flat by inserting checks at translation time for instruction-related tests and at execution time for memory-related tests. Page-fault-based instrumentation works best for a reduced number of page-level events or when hardware breakpoints are not available (e.g., instrumenting ranges of memory). However, it is less adequate if events are frequent or fine-grained, since its cost scales with event rate as with breakpoints. For example, Pin imposed almost no extra cost per page hit, while the page fault approach in GDB slowed down proportionally with the number of faults.

CPU interpretation. A CPU interpreter or full-system emulator pays a huge penalty in exchange for being almost equally flexible as JIT-DBT. For instance, Bochs was on the order of 20 to 120 times slower than native execution with no instrumentation. CPU interpretation is best suited when strict execution control is required (e.g., full-system analysis, instruction-level verification) and performance is less relevant, the frequency of instrumentation events is significant, or when hardware support is not available. Since CPU interpretation and JIT-DBT follow a similar approach for memory access instrumentation, they exhibit analogous performance in these applications. For a lower number of instrumentation events, trap-based methods perform better, as well as JIT-DBT for instruction-related instrumentation.

7 Discussion

Several papers have covered DBI in the past, focusing on the transparency of specific approaches in adversarial environments rather than their foundations, convenience, capabilities and efficiency.

In this paper, we made an effort to isolate instrumentation techniques from the tools that implement them, but the results show that implementation details have certain influence on the performance. For instance, tools such as GDB inevitably add some overhead from having to notify the debugger on each event and so on. This means that some of the *cutting points* that we show must be interpreted as guidelines and not as absolute numbers. However, even though there may be some variability in the results due to specific tool and environment features, we believe that the conclusions presented would not change significantly.

Hardware support in DBI. Hardware features (e.g., shadow page tables, EPT, debug registers, PMU) are strongly used and convenient in DBI, and usually guide the development of different implementations of existing instrumentation tech-

niques and new DBI frameworks. For instance, the PowerPC architecture supports ranged breakpoints (apart from individual addresses). However, these are not supported on x86, which impedes existing and new DBI tools from taking advantage of them to efficiently implement range primitives. Similarly, some Intel processors include a feature called Memory Protection Keys (MPK) that enable fast memory protection management at page-level [1]. We have observed that page-fault-based instrumentation is not practical in most scenarios due to its performance, but features such as MPK enable more efficient and functional DBI (i.e., because it does not require modification of the page tables). At the hypervisor-level, most frameworks rely on VMEXIT to implement all instrumentation logic. Nevertheless, VMFUNC is another Intel primitive that allows to change EPT page tables in a VM without exiting into the hypervisor. This enables and guides the implementation of more efficient hypervisor-based DBI [25, 47]. Instrumentation techniques evolve to leverage these advanced features to provide higher flexibility, lower overhead, and more robust system-wide analysis.

Capabilities, performance and transparency trade-offs.

The main properties that define a DBI framework are the instrumentation expressiveness, transparency, and performance. Existing approaches make trade-offs in some of these properties in exchange for enhancements in others. For instance, they often have to choose between low overhead and high transparency or fine-grained capabilities. It is worth mentioning that JIT-DBT is the only technique that implements coarse-grained primitives (i.e., at block level) by its nature, convenient for tasks such as coverage retrieval in fuzzing. There are further aspects that also play a role in the process of developing or choosing a tool for a specific task, such as platform and architecture compatibility, and usability. Users may favour an implementation over another based on usability considerations regardless of the overhead. However, most of these aspects are generally implementation dependent and not related to the instrumentation techniques.

Maturation of the field. Process-level DBI has found widespread use in profiling, debugging, and security research due to its practicality (e.g., working in user-space, having fewer hardware dependencies). Historically, whole-system DBI was driven by the needs of malware analysis and reverse engineering in controlled environments. With some academic works focusing on specific case studies rather than developing broadly applicable frameworks, fewer general-purpose whole-system tools have seen ongoing development. The apparent slowdown in fundamental DBI research and the uneven maintenance of process-level versus whole-system tools reflect both the maturation of the field and the shifting priorities of the community. Many of the core techniques in DBI have been extensively studied and have reached a degree of maturity, incremental improvements are still happening, but they may be more focused on integration with other advanced anal-

ysis techniques, on improving resilience towards adversaries, or on specialized use cases rather than on fundamental DBI.

8 Related Work

Prior work on DBI has focused on DBI in specific application domains, transparency properties of DBI systems, or specific instrumentation techniques (e.g., measuring the internal performance of Pin [51]). Moreover, other works related to ours include papers that analyze an individual building block of DBI or features used by instrumentation techniques.

DBI in Malware Research. Malware research is one of the most popular application domains of DBI, especially for whole-system approaches [17, 32]. Several works have been devoted to analyze over a decade of malware analysis evasion techniques that hinder DBI and their countermeasures [2, 7, 16, 39, 48], while others are more focused on specific tools [30]. From a different perspective, previous work has also focused on the definition and fulfillment of transparency requirements for DBI systems [11, 13, 37]. These works analyze specific aspects of DBI and different usability circumstances. Our work is different in nature since we analyze DBI as a whole and fundamental aspects such as instrumentation capabilities.

DBI Elements and Analysis. Jain et al. [26] proposed an analysis of introspection capabilities and approaches, describing the different VMI designs, the evolution of the semantic gap problem and proposed solutions, and the various attacks against VMI, as well as defenses, and trust assumptions. Since introspection is a building block of DBI, we draw on this systematization of knowledge to express introspection capabilities of whole-system approaches.

A work close to ours [11], describes the inner workings and primitives of DBI frameworks, their usage in security research, and discusses the transparency of such systems along with evasion and escape techniques, proposing some mitigations. In contrast to our work, they analyze JIT-based user-space DBI frameworks, and focus on the transparency issues of DBI, whereas we take a broader approach by analyzing every technique, and focusing on instrumentation capabilities and performance.

9 Conclusion

DBI systems are largely applied in a broad range of areas, especially in security research. Numerous approaches have been proposed, implementing different techniques and designs with their particular advantages and limitations.

With this paper we aimed to shed light into the heterogeneous ecosystem of DBI. Our work is the first to lay out the building blocks and foundations of DBI, and to analyze existing instrumentation techniques. We evaluated their performance based on practical implementations for both process-level and whole-system, and showed that there is no one-fits-

all approach. We believe that this paper will bring a better understanding of the inner workings of DBI, and guide future research to adapt or develop new instrumentation techniques and frameworks.

Acknowledgments

This work is partially supported by the Basque Government under a pre-doctoral grant given to Oscar Llorente-Vazquez.

References

- [1] Memory Protection Keys - The Linux kernel Documentation. <https://www.kernel.org/doc/html/latest/core-api/protection-keys.html>, 2022.
- [2] Amir Afianian, Salman Niksefat, Babak Sadeghiyan, and David Baptiste. Malware Dynamic Analysis Evasion Techniques: A Survey. *ACM Computing Surveys (CSUR)*, 52(6):1–28, 2019.
- [3] Mona Attariyan, Michael Chow, and Jason Flinn. X-ray: Automating Root-Cause Diagnosis of Performance Anomalies in Production Software. In *Proceedings of the USENIX Symposium on Operating Systems Design and Implementation (OSDI)*, 2012.
- [4] Fabrice Bellard. QEMU, a Fast and Portable Dynamic Translator. In *USENIX Annual Technical Conference, FREENIX Track*, volume 41, 2005.
- [5] Andrew R Bernat and Barton P Miller. Anywhere, Any-Time Binary Instrumentation. In *Proceedings of the ACM SIGPLAN-SIGSOFT Workshop on Program Analysis for Software Tools*, 2011.
- [6] Derek Bruening. *Efficient, Transparent, and Comprehensive Runtime Code Manipulation*. PhD thesis, Massachusetts Institute of Technology, 2004.
- [7] Alexei Bulazel and Bülent Yener. A Survey on Automated Dynamic Malware Analysis Evasion and Counter-Evasion: PC, Mobile, and Web. In *Proceedings of the Reversing and Offensive-oriented Trends Symposium*, 2017.
- [8] Vitaly Chipounov, Volodymyr Kuznetsov, and George Candea. S2E: A Platform for In-Vivo Multi-Path Analysis of Software Systems. In *Proceedings of the International Conference on Architectural Support for Programming Languages and Operating Systems (ASPLOS)*, 2011.
- [9] Abraham A Clements, Eric Gustafson, Tobias Scharnowski, Paul Grosen, David Fritz, Christopher Kruegel, Giovanni Vigna, Saurabh Bagchi, and Mathias Payer. HALucinator: Firmware Re-hosting Through Abstraction Layer Emulation. In *Proceedings of the USENIX Security Symposium*, 2020.
- [10] Michael Cohen. The Rekall Forensic and Incident Response Framework. <https://github.com/google/rekall>, 2022.
- [11] Daniele Cono D’Elia, Emilio Coppa, Simone Nicchi, Federico Palmaro, and Lorenzo Cavallaro. SoK: Using Dynamic Binary Instrumentation for Security (And How You May Get Caught Red Handed). In *Proceedings of the ACM on Asia Conference on Computer and Communications Security (AsiaCCS)*, 2019.
- [12] Zhui Deng, Xiangyu Zhang, and Dongyan Xu. Spider: Stealthy Binary Program Instrumentation and Debugging via Hardware Virtualization. In *Proceedings of the Annual Computer Security Applications Conference*, 2013.
- [13] Artem Dinaburg, Paul Royal, Monirul Sharif, and Wenke Lee. Ether: Malware Analysis via Hardware Virtualization Extensions. In *Proceedings of the ACM Conference on Computer and Communications Security*, 2008.
- [14] Brendan Dolan-Gavitt, Josh Hodosh, Patrick Hulin, Tim Leek, and Ryan Whelan. Repeatable Reverse Engineering with PANDA. In *Proceedings of the Program Protection and Reverse Engineering Workshop*, 2015.
- [15] Brendan Dolan-Gavitt, Tim Leek, Michael Zhivich, Jonathon Giffin, and Wenke Lee. Virtuoso: Narrowing the Semantic Gap in Virtual Machine Introspection. In *Proceedings of the IEEE Symposium on Security and Privacy*, 2011.
- [16] Daniele Cono D’Elia, Lorenzo Invidia, Federico Palmaro, and Leonardo Querzoni. Evaluating Dynamic Binary Instrumentation Systems for Conspicuous Features and Artifacts. *Digital Threats: Research and Practice (DTRAP)*, 3(2):1–13, 2022.
- [17] Manuel Egele, Theodoor Scholte, Engin Kirda, and Christopher Kruegel. A Survey on Automated Dynamic Malware-Analysis Techniques and Tools. *ACM Computing Surveys (CSUR)*, 44(2):6, 2012.
- [18] Ailton Santos Filho, Ricardo J Rodríguez, and Eduardo L Feitosa. Evasion and Countermeasures Techniques to Detect Dynamic Binary Instrumentation Frameworks. *Digital Threats: Research and Practice (DTRAP)*, 3(2):1–28, 2022.
- [19] Yangchun Fu and Zhiqiang Lin. Space Traveling across VM: Automatically Bridging the Semantic Gap in Virtual Machine Introspection via Online Kernel Data Redirection. In *Proceedings of the IEEE Symposium on Security and Privacy*, 2012.

- [20] GDB. GDB: The GNU Project Debugger. <https://www.gnu.org/software/gdb/>, 2022.
- [21] Google. TinyInst - A lightweight dynamic instrumentation library. <https://github.com/googleprojectzero/TinyInst>, 2022.
- [22] Joseph L Greathouse, Hongyi Xin, Yixin Luo, and Todd Austin. A Case for Unlimited Watchpoints. In *Proceedings of the International Conference on Architectural Support for Programming Languages and Operating Systems (ASPLOS)*, 2012.
- [23] Andrew Henderson, Aravind Prakash, Lok Kwong Yan, Xunchao Hu, Xujiewen Wang, Rundong Zhou, and Heng Yin. Make It Work, Make It Right, Make It Fast: Building a Platform-Neutral Whole-System Dynamic Binary Analysis Platform. In *Proceedings of the International Symposium on Software Testing and Analysis*, 2014.
- [24] Hex-Rays. IDA Pro. <https://www.hex-rays.com/products/ida/>, 2022.
- [25] Jiaqi Hong and Xuhua Ding. A Novel Dynamic Analysis Infrastructure to Instrument Untrusted Execution Flow Across User-kernel Spaces. In *Proceedings of the IEEE Symposium on Security and Privacy*, 2021.
- [26] Bhushan Jain, Mirza Basim Baig, Dongli Zhang, Donald E Porter, and Radu Sion. SoK: Introspections on Trust and the Semantic Gap. In *Proceedings of the IEEE Symposium on Security and Privacy*, 2014.
- [27] Mateusz Jurczyk and Gynvael Coldwind. Identifying and Exploiting Windows Kernel Race Conditions via Memory Access Patterns. 2013.
- [28] Mohammad Sina Karvandi, MohammadHosein Gholamrezaei, Saleh Khalaj Monfared, Soroush Meghdadizanjani, Behrooz Abbassi, Ali Amini, Reza Mortazavi, Saeid Gorgin, Dara Rahmati, and Michael Schwarz. HyperDbg: Reinventing Hardware-Assisted Debugging. In *Proceedings of the ACM Conference on Computer and Communications Security*, 2022.
- [29] Alain Ketterlin and Philippe Clauss. Profiling data-dependence to assist parallelization: Framework, scope, and optimization. In *Proceedings of the Annual IEEE/ACM International Symposium on Microarchitecture (MICRO)*, 2012.
- [30] Julian Kirsch, Zhechko Zhechev, Bruno Bierbaumer, and Thomas Kittel. PwIN-Pwning Intel piN: Why DBI is Unsuitable for Security Applications. In *European Symposium on Research in Computer Security (ESORICS)*, 2018.
- [31] Kevin P Lawton. Bochs: A Portable PC Emulator for Unix/X. *Linux Journal*, 1996(29es):7, 1996.
- [32] Tamas K Lengyel, Steve Maresca, Bryan D Payne, George D Webster, Sebastian Vogl, and Aggelos Kiayias. Scalability, Fidelity and Stealth in the DRAKVUF Dynamic Malware Analysis System. In *Proceedings of the Annual Computer Security Applications Conference*, 2014.
- [33] Chi-Keung Luk, Robert Cohn, Robert Muth, Harish Patil, Artur Klauser, Geoff Lowney, Steven Wallace, Vijay Janapa Reddi, and Kim Hazelwood. Pin: Building Customized Program Analysis Tools with Dynamic Instrumentation. In *Proceedings of the ACM SIGPLAN Conference on Programming Language Design and Implementation*, 2005.
- [34] Najmeh Miramirkhani, Mahathi Priya Appini, Nick Nikiforakis, and Michalis Polychronakis. Spotless Sandboxes: Evading Malware Analysis Systems Using Wear-and-Tear Artifacts. In *Proceedings of the IEEE Symposium on Security and Privacy*, 2017.
- [35] Nicholas Nethercote and Julian Seward. Valgrind: A Framework for Heavyweight Dynamic Binary Instrumentation. In *Proceedings of the ACM SIGPLAN Conference on Programming Language Design and Implementation*, 2007.
- [36] Anh M Nguyen, Nabil Schear, HeeDong Jung, Apeksha Godiyal, Samuel T King, and Hai D Nguyen. MAVMM: Lightweight and Purpose Built VMM for Malware Analysis. In *Proceedings of the Annual Computer Security Applications Conference*, 2009.
- [37] Zhenyu Ning and Fengwei Zhang. Ninja: Towards Transparent Tracing and Debugging on ARM. In *Proceedings of the USENIX Security Symposium*, 2017.
- [38] Cody Pierce. PyEmu: x86 Emulator in Python. <https://github.com/codypierce/pyemu>, 2022.
- [39] Mario Polino, Andrea Continella, Sebastiano Mariani, Stefano D’Alessio, Lorenzo Fontana, Fabio Gritti, and Stefano Zanero. Measuring and Defeating Anti-Instrumentation-Equipped Malware. In *Proceedings of the International Conference on Detection of Intrusions and Malware, and Vulnerability Assessment (DIMVA)*, 2017.
- [40] Aravind Prakash, Xunchao Hu, and Heng Yin. vfGuard: Strict Protection for Virtual Function Calls in COTS C++ Binaries. In *Proceedings of the Network and Distributed System Security Symposium (NDSS)*, 2015.

- [41] Sergej Proskurin, Tamas Lengyel, Marius Momeu, Claudia Eckert, and Apostolis Zarras. Hiding in the Shadows: Empowering ARM for Stealthy Virtual Machine Introspection. In *Proceedings of the Annual Computer Security Applications Conference*, 2018.
- [42] Ivan Pustogarov, Qian Wu, and David Lie. Ex-vivo dynamic analysis framework for Android device drivers. In *Proceedings of the IEEE Symposium on Security and Privacy*, 2020.
- [43] Nguyen Anh Quynh and Dang Hoang Vu. Unicorn CPU emulator framework. <https://github.com/unicorn-engine/unicorn>, 2022.
- [44] Ole Andre Vadla Ravnas. Frida - A world-class dynamic instrumentation framework. <https://www.frida.re/>, 2022.
- [45] rVMI. rVMI - A New Paradigm For Full System Analysis. <https://github.com/fireeye/rvmi>, 2017.
- [46] Alireza Saberi, Yangchun Fu, and Zhiqiang Lin. Hybrid-Bridge: Efficiently Bridging the Semantic Gap in Virtual Machine Introspection via Decoupled Execution and Training Memoization. In *Proceedings of the Network and Distributed System Security Symposium (NDSS)*, 2014.
- [47] Bin Shi, Lei Cui, Bo Li, Xudong Liu, Zhiyu Hao, and Haiying Shen. ShadowMonitor: An Effective in-VM Monitoring Framework with Hardware-enforced Isolation. In *Proceedings of the International Symposium on Research in Attacks, Intrusions, and Defenses*, 2018.
- [48] Hao Shi, Abdulla Alwabel, and Jelena Mirkovic. Cardinal Pill Testing of System Virtual Machines. In *Proceedings of the USENIX Security Symposium*, 2014.
- [49] Xabier Ugarte-Pedrero, Davide Balzarotti, Igor Santos, and Pablo G Bringas. RAMBO: Run-Time Packer Analysis with Multiple Branch Observation. In *Proceedings of the International Conference on Detection of Intrusions and Malware, and Vulnerability Assessment*, 2016.
- [50] Ugarte-Pedrero, Xabier. PyREBox: Python scriptable Reverse Engineering Sandbox, a Virtual Machine instrumentation and inspection framework based on QEMU. <https://github.com/Cisco-Talos/pyrebox>, 2022.
- [51] Gang-Ryung Uh, Robert Cohn, Bharadwaj Yadavalli, Ramesh Peri, and Ravi Ayyagari. Analyzing Dynamic Binary Instrumentation Overhead. In *Workshop on Binary Instrumentation and Applications (WBIA) at ASPLOS*, 2006.
- [52] Victor Van Der Veen, Enes Göktas, Moritz Contag, Andre Pawoloski, Xi Chen, Sanjay Rawat, Herbert Bos, Thorsten Holz, Elias Athanasopoulos, and Cristiano Giuffrida. A Tough Call: Mitigating Advanced Code-Reuse Attacks at the Binary Level. In *Proceedings of the IEEE Symposium on Security and Privacy*, 2016.
- [53] Amit Vasudevan and Ramesh Yerraballi. Stealth Breakpoints. In *Proceedings of the Annual Computer Security Applications Conference*, 2005.
- [54] Amit Vasudevan and Ramesh Yerraballi. Cobra: Fine-grained Malware Analysis using Stealth Localized-executions. In *Proceedings of the IEEE Symposium on Security and Privacy*, 2006.
- [55] Sebastian Vogl and Claudia Eckert. Using Hardware Performance Events for Instruction-Level Monitoring on the x86 Architecture. In *Proceedings of the European Workshop on Systems Security (EuroSec)*, 2012.
- [56] Jiesheng Wei, Anna Thomas, Guanpeng Li, and Karthik Pattabiraman. Quantifying the Accuracy of High-Level Fault Injection Techniques for Hardware Faults. In *Proceedings of the IEEE/IFIP International Conference on Dependable Systems and Networks (DSN)*, 2014.
- [57] Yuan Xiao, Mengyuan Li, Sanchuan Chen, and Yinqian Zhang. STACCO: Differentially Analyzing Side-Channel Traces for Detecting SSL/TLS Vulnerabilities in Secure Enclaves. In *Proceedings of the ACM Conference on Computer and Communications Security (CCS)*, 2017.
- [58] Lok-Kwong Yan, Manjukumar Jayachandra, Mu Zhang, and Heng Yin. V2E: Combining Hardware Virtualization and Software Emulation for Transparent and Extensible Malware Analysis. In *Proceedings of the ACM SIGPLAN/SIGOPS International Conference on Virtual Execution Environments*, 2012.
- [59] Heng Yin and Dawn Song. TEMU: Binary Code Analysis via Whole-System Layered Annotative Execution. *EECS Department, University of California, Berkeley, Tech. Rep. UCB/EECS-2010-3*, 2010.
- [60] Junyuan Zeng, Yangchun Fu, and Zhiqiang Lin. PEMU: A Pin Highly Compatible Out-of-VM Dynamic Binary Instrumentation Framework. In *Proceedings of the 11th ACM SIGPLAN/SIGOPS International Conference on Virtual Execution Environments*, 2015.
- [61] Fengwei Zhang, Kevin Leach, Angelos Stavrou, Haining Wang, and Kun Sun. Using Hardware Features for Increased Debugging Transparency. In *Proceedings of the IEEE Symposium on Security and Privacy*, 2015.
- [62] Siqi Zhao, Xuhua Ding, Wen Xu, and Dawu Gu. Seeing Through The Same Lens: Introspecting Guest Address Space At Native Speed. In *Proceedings of the USENIX Security Symposium*, 2017.

Appendix

A Complementary Evaluation Results

We measured the run-time performance overhead of the existing instrumentation techniques within DBI. To this end, we selected a set of existing DBI tools that implement these techniques, seeking to encompass all techniques that are currently implemented in existing frameworks for both process-level and whole-system DBI. The full list of used implementations along with specific details is presented in §5.

In our experiments, we prepared a set of elemental instrumentation tests that are directly correlated to instrumentation primitives to better evaluate the fundamentals of the instrumentation techniques. Our launcher program is the responsible for managing and automating experiments execution, while also collecting a variety of data from the executions (e.g., cpu-time and wall-clock time).

Next, we present the complete results for the corpus of C/C++ benchmarks in the SPEC CPU2006 suite that we used for the measurement. Out of the suite, we used a total of 16 benchmarks from 10 unique binaries, namely: *perlbench_1*, *perlbench_2*, *perlbench_3*, *perlbench_4*, *perlbench_5*, *bzip2_1*, *bzip2_2*, *bzip2_3*, *gcc*, *mcf*, *libquantum*, *namd*, *dealii*, *povray*, *lbm*, and *sphinx3_1*, as described in §5.

Figure 12, Figure 13, and Figure 14 show the measured execution times for PANDA and Bochs when instrumenting every instruction, accesses to a specific memory address, and every memory access respectively.

Table 5 and Table 6 present the average and standard deviation execution times for each experiment in our evaluation for process-level and whole-system implementations respectively.

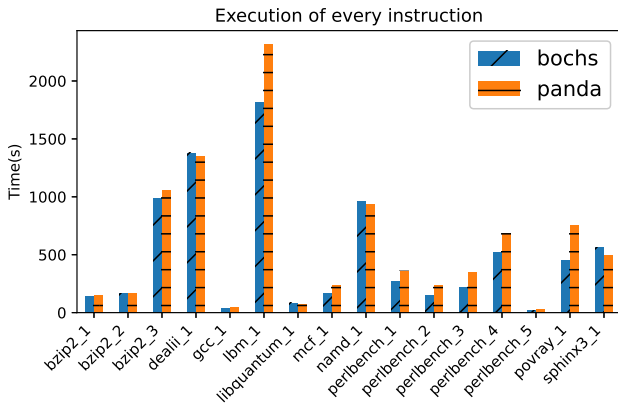


Figure 12: Execution time for instrumenting every instruction in each benchmark program for whole-system tools.

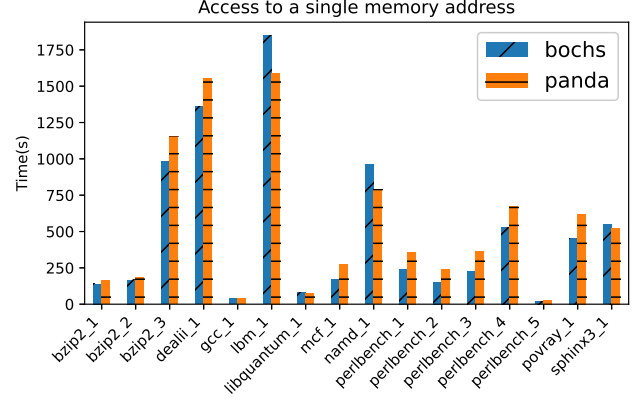


Figure 13: Execution time for instrumented accesses to a memory address in benchmark programs for whole-system.

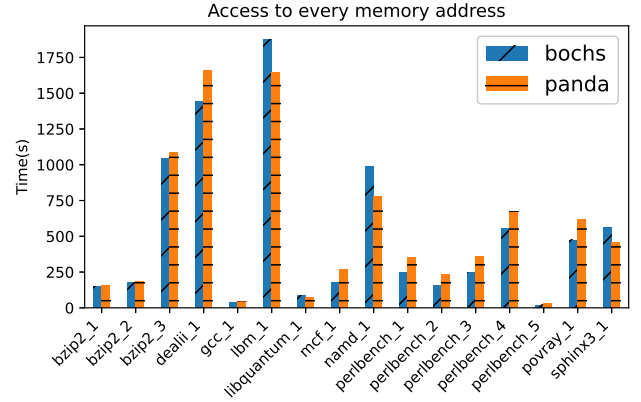


Figure 14: Execution time for every memory access instrumentation in benchmark programs for whole-system tools.

Table 5: Average and standard deviation execution times in seconds for process-level technique implementations

	perlbench_1	perlbench_2	perlbench_3	perlbench_4	perlbench_5	bwip2_1	bwip2_2	bwip2_3	gcc	mcf	namd	deali	poway	libquantum	lbn	sphinx3
exec_single	pin	5.69±0.14	4.51±0.16	4.64±0.14	0.86±0.02	3.15±0.04	3.14±0.04	24.37±0.16	5.16±0.01	7.65±0.12	7.0±0.06	22.62±0.2	7.08±0.14	1.38±0.02	16.05±0.11	5.85±0.02
	dyninst	1.85±0.05	1.55±0.04	1.71±0.04	0.73±0.04	2.27±0.05	2.34±0.06	18.84±0.08	0.45±0.06	6.98±0.11	6.36±0.05	12.19±0.06	3.04±0.04	0.87±0.05	14.99±0.06	3.96±0.06
	gdb_lb	102.89±1.02	124.21±0.77	110.31±0.42	38.69±0.33	4.89±0.04	4.19±0.03	37.06±0.15	3.41±0.02	54.99±0.3	8.77±0.02	57.38±0.14	9.0±0.05	5.72±0.05	29.3±0.13	74.43±0.43
	gdb_sb	99.86±0.57	120.34±0.89	107.32±0.66	38.45±0.13	4.94±0.05	4.28±0.03	37.6±0.15	3.4±0.04	54.06±0.47	9.06±0.04	57.43±0.37	8.98±0.1	5.73±0.06	29.17±0.18	73.68±0.34
exec_range	gdb_pf	255.73±0.66	254.9±0.35	269.65±1.98	257.33±2.32	220.4±1.38	222.92±1.03	220.11±0.88	227.25±1.1	220.29±1.38	271.5±1.25	417.03±2.16	294.43±0.94	252.77±0.78	252.13±1.14	265.91±1.66
	pin	5.71±0.17	4.51±0.04	4.8±0.16	13.0±0.18	3.11±0.02	3.15±0.04	24.8±0.26	5.33±0.05	18.13±0.04	10.12±0.07	59.26±0.15	6.95±0.17	1.04±0.02	113.93±0.61	5.94±0.09
	gdb_pf	250.52±1.07	249.57±1.2	265.72±0.98	250.86±2.17	215.4±1.39	219.16±0.52	215.32±0.85	222.39±0.78	216.49±0.46	266.43±0.93	411.65±1.1	289.37±1.13	248.0±1.21	248.15±0.73	260.08±1.22
	gdb_ss	28.92±0.12	15.57±0.09	24.67±0.13	77.94±0.47	23.67±0.07	27.93±0.02	167.46±0.04	10.46±0.03	25.92±0.15	73.35±0.22	162.7±0.4	40.92±0.02	14.07±0.0	113.93±0.25	50.7±0.12
rv_single	pin	252.66±1.92	248.18±1.69	249.27±2.03	252.94±1.18	197.45±0.79	197.12±1.47	192.86±1.74	287.93±1.73	220.41±0.83	231.83±1.01	304.51±3.64	249.28±0.83	193.99±0.85	187.94±1.55	263.23±1.52
	gdb_lb	39.72±0.22	29.33±0.05	36.66±1.32	87.36±0.04	23.84±0.0	26.29±0.02	167.4±0.46	62.28±0.12	24.56±0.04	54.56±0.01	165.27±0.08	57.12±0.16	11.22±0.01	89.77±0.01	81.29±0.01
	gdb_pf	94.76±0.68	26.53±0.16	1.89±0.0	150.84±0.53	28.28±0.11	15.09±0.13	224.19±0.95	4.52±0.05	42.41±0.25	8.86±0.03	59.31±0.36	4.4±0.03	4.58±0.04	16.58±0.63	59.48±0.27
	gdb_pf	268.85±1.03	268.55±1.14	284.35±0.89	266.91±4.38	222.73±12.67	218.72±1.36	215.54±2.58	245.02±1.59	220.2±0.85	275.6±1.41	373.42±1.01	313.81±1.64	251.38±1.28	19.44±0.43	269.07±1.35
rv_range	pin	42.43±0.03	31.68±0.04	38.86±0.07	97.29±0.02	27.15±0.0	30.32±0.01	191.9±0.2	62.8±0.02	28.92±0.03	62.53±0.01	192.46±0.36	64.15±0.28	13.05±0.0	102.7±0.02	87.56±0.12
	gdb_pf	262.64±0.26	262.83±0.83	277.98±1.62	262.6±0.66	211.53±3.09	211.47±1.83	203.41±6.77	239.24±1.12	214.24±1.46	262.57±1.84	374.95±1.13	283.52±2.17	246.96±0.69	19.47±0.48	263.37±0.79
	pin	15.88±0.04	8.13±0.03	13.16±0.03	118.05±0.52	18.32±0.01	17.73±0.01	128.25±0.17	59.54±0.02	12.19±0.1	20.59±0.09	67.29±0.03	31.67±0.01	5.16±0.0	36.98±0.09	63.51±0.35
	pin	5.33±0.02	4.15±0.02	4.43±0.05	12.19±0.02	3.02±0.01	2.96±0.0	23.04±0.04	4.93±0.02	7.72±0.02	6.75±0.02	21.56±0.03	6.73±0.02	0.97±0.01	15.23±0.09	5.11±0.0
none	dyninst	1.79±0.01	1.48±0.01	1.65±0.0	4.58±0.01	2.3±0.01	2.28±0.02	18.76±0.12	0.41±0.01	6.95±0.16	6.34±0.01	12.05±0.04	2.95±0.02	0.78±0.01	15.02±0.15	3.82±0.01
	gdb	1.8±0.0	1.52±0.02	1.66±0.01	4.57±0.0	2.32±0.01	2.3±0.02	18.76±0.09	0.4±0.0	6.84±0.04	6.34±0.04	12.08±0.03	2.96±0.02	0.77±0.01	14.87±0.05	3.85±0.02

Table 6: Average and standard deviation execution times in seconds for whole-system technique implementations

	perlbench_1	perlbench_2	perlbench_3	perlbench_4	perlbench_5	bzip2.1	bzip2.2	bzip2.3	gcc	mcf	namd	deali	povray	libquantum	lbn	splinx3
bochs	233.54±5.21	147.7±0.47	215.29±1.43	517.84±10.59	18.81±0.11	134.72±0.45	160.86±0.29	959.99±8.38	38.05±0.31	169.9±1.36	962.24±2.91	1346.45±7.27	442.25±1.56	81.57±0.61	1770.39±3.19	541.87±1.29
panda	97.51±0.69	62.01±0.64	81.87±0.52	189.37±0.88	7.21±0.06	39.37±0.48	46.31±0.4	308.86±0.93	12.7±0.16	141.11±1.01	473.89±1.15	576.05±1.35	230.75±0.91	15.05±0.22	1086.19±154.73	252.08±2.13
drakvuf_sb	43.33±0.96	50.64±0.44	45.23±0.81	19.17±0.36	3.77±0.2	3.72±0.08	3.4±0.08	26.37±0.24	2.15±0.11	28.58±0.67	7.61±0.05	30.68±0.35	6.7±0.17	3.1±0.06	21.04±0.25	32.9±0.79
drakvuf_pf	11.88±0.25	11.54±0.22	11.53±0.39	11.6±0.4	11.12±0.3	11.71±0.28	11.76±0.47	11.7±0.39	11.3±0.44	11.54±0.43	12.18±0.23	11.46±0.22	12.19±0.3	12.21±0.27	15.75±0.4	12.01±0.23
exec_single																
bochs	247.41±2.38	158.65±0.4	224.04±0.66	545.88±40.03	19.82±0.09	141.93±0.56	168.75±0.29	999.32±1.54	38.84±0.14	171.69±0.26	988.18±0.77	1289.17±214.01	462.76±0.6	85.4±0.2	1856.45±1.66	570.91±1.14
panda	98.22±0.94	66.09±0.93	83.73±0.65	193.62±1.16	7.31±0.08	38.54±0.27	45.42±0.2	305.21±1.21	13.77±0.15	211.56±1.15	493.02±2.23	816.7±6.92	222.99±0.24	14.63±0.03	2399.87±168.04	248.81±0.21
drakvuf_pf	11.87±0.19	11.52±0.26	11.55±0.15	12.07±0.42	11.51±0.27	11.7±0.3	11.76±0.47	11.7±0.39	11.52±0.25	11.41±0.17	12.83±0.24	11.47±0.21	12.18±0.27	12.07±0.26	15.68±0.4	12.14±0.16
exec_range																
bochs	274.23±90.12	148.81±0.31	216.38±0.48	522.18±8.8	18.96±0.08	140.6±0.22	166.22±0.45	985.46±6.92	37.21±0.09	167.29±0.77	961.83±4.06	1381.23±3.33	451.63±1.34	84.93±0.3	1817.49±3.03	563.86±0.86
panda	359.66±3.95	234.80±0.6	353.85±0.64	682.9±8.7	29.21±0.21	148.37±0.81	165.62±0.29	1058.66±3.45	45.44±0.93	239.78±0.52	933.63±6.33	1350.81±12.15	759.08±252.91	70.13±0.29	2318.74±29.7	498.34±6.47
exec_all																
bochs	241.88±1.39	152.37±0.33	224.56±0.59	530.32±0.77	19.39±0.32	139.81±0.37	167.54±0.47	982.88±1.89	39.8±0.22	170.8±0.66	960.09±1.29	1358.85±1.83	455.34±1.17	82.13±0.28	1847.86±1.87	546.95±1.03
panda	359.13±1.44	240.61±0.68	366.06±3.25	676.34±4.43	28.88±0.22	161.53±1.47	187.1±1.63	1154.18±15.47	40.45±0.16	275.58±0.64	790.13±4.19	1557.24±7.28	630.89±0.72	72.31±0.21	1591.37±26.92	524.35±150.65
rw_single																
bochs	293.06±81.98	162.74±0.47	231.22±0.67	538.98±1.15	19.72±0.09	145.45±1.18	174.2±0.89	1028.29±5.49	40.59±0.31	175.62±1.07	980.12±2.47	1417.88±7.79	469.97±0.75	84.22±0.2	1870.98±2.9	552.04±0.97
panda	359.5±1.07	237.98±1.31	360.21±0.46	676.15±0.78	28.59±0.06	160.49±0.33	189.94±7.3	1150.98±3.32	40.13±0.2	274.51±0.84	829.76±116.76	1667.16±272.88	625.65±8.26	73.33±1.22	1665.82±27.52	457.44±1.19
drakvuf_pf	11.68±0.18	11.41±0.2	11.56±0.15	11.6±0.23	11.65±0.3	11.7±0.32	11.53±0.24	11.49±0.24	11.59±0.2	11.63±0.28	12.42±0.19	12.56±0.31	12.18±0.27	12.18±0.09	15.58±0.04	12.67±0.13
rw_range																
bochs	250.55±1.05	156.36±0.76	248.28±5.61	558.71±4.85	20.06±0.18	148.66±0.26	176.86±0.33	1047.44±5.81	40.63±0.09	178.44±0.5	988.54±0.88	1441.05±28.26	474.37±3.88	87.7±0.37	1877.04±4.07	564.31±1.13
panda	351.4±1.08	233.37±0.6	357.57±3.47	673.52±8.34	28.85±0.21	159.09±0.5	185.54±0.32	1086.66±25.52	42.33±7.94	272.58±0.56	778.57±1.7	1656.88±295.07	618.32±7.8	70.92±0.15	1643.76±11.03	459.34±8.57
rw_all																
bochs	151.03±1.44	112.08±0.58	149.17±0.79	308.13±0.79	13.23±0.15	80.23±0.52	97.4±3.72	558.03±3.59	27.53±0.37	105.06±0.49	742.31±4.8	885.86±4.55	320.21±0.86	46.96±0.42	1432.52±2.2	411.81±9.91
panda	97.26±1.1	62.73±0.65	82.08±0.91	190.05±1.05	7.32±0.06	38.56±0.21	45.95±0.61	307.39±1.38	12.86±0.18	142.34±1.7	460.18±0.56	559.14±2.44	226.39±0.34	14.72±0.09	1003.73±0.6	249.56±1.6
drakvuf	2.2±0.02	1.79±0.01	1.91±0.02	5.05±0.09	0.41±0.01	2.47±0.03	2.44±0.03	19.11±1.95	0.67±0.01	7.42±0.06	6.53±0.03	12.48±0.05	3.79±0.04	0.96±0.01	14.96±0.28	4.16±0.06
note																