

RAPID COSMOLOGICAL INFERENCE WITH THE TWO-LOOP MATTER POWER SPECTRUM

THOMAS BAKX^{†,1}, HENRIQUE RUBIRA^{††,2,3,4}, NORA ELISA CHISARI^{1,5}, AND ZVONIMIR VLAH^{6,7,8}

¹Institute for Theoretical Physics, Utrecht University, Princetonplein 5, 3584 CC, Utrecht, The Netherlands.

¹ Institute for Theoretical Physics, Utrecht University, Princetonplein 5, 3584 CC, Utrecht, The Netherlands,

²University Observatory, Faculty of Physics, Ludwig-Maximilians-Universität, Scheinerstr. 1, D-81679 München, Germany

³Kavli Institute for Cosmology Cambridge, Madingley Road, Cambridge CB3 0HA, UK

⁴Centre for Theoretical Cosmology, Department of Applied Mathematics and Theoretical Physics University of Cambridge, Wilberforce Road, Cambridge, CB3 0WA, UK

⁵Leiden Observatory, Leiden University, Niels Bohrweg 2, NL-2333 CA Leiden, The Netherlands.

⁶Division of Theoretical Physics, Ruđer Bošković Institute, 10000 Zagreb, Croatia,

⁷Kavli Institute for Cosmology, University of Cambridge, Cambridge CB3 0HA, UK and

⁸Department of Applied Mathematics and Theoretical Physics, University of Cambridge, Cambridge CB3 0WA, UK.

Version September 22, 2025

ABSTRACT

We compute the two-loop effective field theory (EFT) power spectrum of dark matter density fluctuations in Λ CDM using the recently proposed COBRA method (1). With COBRA, we are able to evaluate the two-loop matter power spectrum in ~ 1 millisecond at $\sim 0.1\%$ precision on one CPU for arbitrary redshifts and on scales where perturbation theory applies. As an application, we use the nonlinear matter power spectrum from the Dark Sky simulation to assess the performance of the two-loop EFT power spectrum compared to the one-loop EFT power spectrum at $z = 0$. We find that, for volumes typical for Stage IV galaxy surveys, $V = 25 (\text{Gpc}/h)^3$, the two-loop EFT can provide unbiased cosmological constraints on Ω_m , H_0 and A_s using scales up to $k_{\text{max}} = 0.26 h/\text{Mpc}$, thereby outperforming the constraints from the one-loop EFT ($k_{\text{max}} = 0.11 h/\text{Mpc}$). The Figure of Merit on these three parameters increases by a factor ~ 2.6 and the one-dimensional marginalized constraints improve by $\sim 35\%$ for Ω_m , $\sim 20\%$ for H_0 and $\sim 15\%$ for A_s .

1. INTRODUCTION

The large-scale structure (LSS) of the Universe has become a central probe of cosmological information (2; 3; 4; 5; 6; 7; 8; 9). To extract the maximal amount of information out of galaxy surveys, modeling the nonlinear process of structure formation is vital. The effective field theory of LSS (EFT of LSS) (10; 11; 12; 13; 14; 15; 16; 17; 18; 19; 20; 21) builds on top of the nonlinear couplings and loop-integral computations of the standard perturbation theory (SPT) approach (22), at the same time marginalizing over the unknown UV physics via counterterms. These approaches have been shown to yield accurate predictions for the power spectrum, bispectrum and trispectrum (23; 24; 25; 26) of the dark matter density contrast into the mildly nonlinear regime. Such findings strongly suggest that there is cosmological information to be gained from modelling the matter distribution on scales that are amenable to analytic techniques.

Crucially, rendering such an approach computationally feasible for cosmological inference is by no means trivial, as it requires recalculating high-dimensional integrals (i.e. loop corrections to the linear theory prediction) at each new set of cosmological parameters. To this end, analytic methods based on Fast Fourier Transforms (FFT) of the linear power spectrum $P_L(k)$ have been developed in (27; 28; 29; 30) and extensively applied to compute power spectra in next-to-leading order (one-loop). Alternative basis including massive propaga-

tors were considered by (31). However, the calculation of higher-order corrections is either challenging or outright intractable within these techniques. This situation is therefore unsatisfactory: most pressing, studies from (16; 32; 33) offer evidence that two-loop corrections to the power spectrum can significantly increase the range of scales modeled by perturbation theory, but a practically efficient approach to compute such corrections was not known. Numerical evaluation of the 5-dimensional two-loop integrals takes typically in between $\sim 10^1$ and 10^2 seconds for a single k mode (for 10^{-3} relative precision using the code described in (34; 13) and the SUAVE algorithm based on (35; 36) and implemented in the CUBA library (37)), becoming then unfeasible if one wants to repeatedly compute them within a Markov chain Monte Carlo (MCMC) setup to perform cosmological parameter inference.

Recently, in (1) (hereafter Paper I) a new, unified approach to this problem dubbed Cosmology with Optimally factorized Bases for Rapid Approximation (COBRA) was proposed, providing a clear and pragmatic path towards calculating arbitrary corrections to any N-point function. COBRA is based on a decomposition of the linear power spectrum in terms of a representative basis. The loop integrals of EFT of LSS can then be (pre)calculated for this basis, such that when exploring different cosmologies within an MCMC one only has to project the given cosmology onto this integral basis. Importantly, the proposed technique is optimal in terms of efficiency and memory requirement and does not rely on analytic expressions for perturbation theory integrals, unlike previous approaches (30).

[†] t.j.m.bakx@uu.nl

^{††} henrique.rubira@lmu.de

A first case study comprising the one-loop power spectrum of galaxies yielded encouraging results, but as already pointed out in Paper I the efficacy of COBRA is most prominent in more complicated scenarios. In this paper, we apply COBRA to the two-loop power spectrum of dark matter fluctuations. We show that COBRA is able to reproduce the direct two-loop result with permille precision for a broad range of cosmologies. Finally, we run an MCMC with the two-loop matter power spectra, indicating its relative gains with respect to the one-loop scenario (for earlier results in this direction, see (38; 39; 40)).

The structure of the paper is the following. In Section 2 we briefly summarize the COBRA construction from Paper I. In Section 3, we review the two-loop EFT of LSS theory, including the so-called IR resummation and compare the COBRA two-loop calculation to the direct two-loop result. We then explicitly apply it to the EFT prediction for the clustering of dark matter at two loops and compare it to the nonlinear matter power spectrum measured from the Dark Sky simulation (41) in 4. We conclude in Section 5. Some technical details regarding our numerical implementation of the two-loop power spectrum are relegated to Appendix A, we discuss the IR-safety of the loop integrals in B and present the full MCMC posteriors in C.

2. COBRA

The main idea of COBRA is to achieve an optimal decomposition of the linear matter power spectrum into a small set of basis functions of the form

$$P_L^\Theta(k) = \sum_{i=1}^{N_b} w_i(\Theta) v_i(k), \quad (1)$$

where the number of terms N_b is as small as possible to guarantee a required precision in the loop computations. Here v_i are functions that depend only on the wavenumber k , called *scale functions*, and the coefficients $w_i(\Theta)$ depend only on cosmological parameters, collectively labeled Θ . Obtaining such a decomposition over a given range of cosmological parameters is relatively cheap and can be straightforwardly implemented via a singular value decomposition (SVD). We consider in this work Λ CDM cosmologies with priors described in Table 1. For this prior range, it is possible to achieve an accuracy of below $\sim 10^{-3}$ (10^{-4}) with $N_b = 9$ (12) basis functions in the *full*, i.e. containing wiggles, linear matter power spectrum. For the *no-wiggle* spectra used in the IR-resummation procedure [see Section 3.2 for definition], we consider fewer elements in the basis since convergence is typically faster than for the full spectra. The priors over the cosmological parameters considered in this work, as described in Table 1, are exactly the same as Paper I, but the v_i functions are slightly different due to the larger range in wavenumber k .

In order to obtain the decomposition from Eq. (1) for a set of cosmology-independent basis functions, it is important to perform the decomposition in cosmology-independent units; to this end we define $h^* = 0.7$ and we choose the range $0.0008 h^*/\text{Mpc} < k < 20 h^*/\text{Mpc}$. We use CAMB (42) (v1.5.2) as our Boltzmann solver. Once the set of basis functions v_i is obtained via the SVD decomposition, the weights can either be computed via projection onto the linear power spectrum from a Boltz-

Default		
Θ	Emulation range for $w_i(\Theta)$	Grid size for SVD
ω_c	[0.095,0.145]	30
ω_b	[0.0202,0.0238]	15
n_s	[0.91,1.01]	15
$10^9 A_s$	-	$10^9 A_s^* = 2$
h	[0.55,0.8]	$h^* = 0.7$
z	-	$z^* = 0$

TABLE 1
RANGES AND TEMPLATE GRIDS FOR THE Λ CDM COSMOLOGICAL PARAMETERS USED TO OBTAIN THE BASIS FUNCTIONS v_i FOR COBRA. IF A PARAMETER IS HELD FIXED FOR THE TEMPLATES, ITS FIDUCIAL VALUE IS INDICATED. THE TEMPLATES ARE ALWAYS LINEARLY SPACED ACROSS THE INDICATED RANGE. FOR A_s , THE POWER SPECTRUM SCALING IS TRIVIAL. WHEN ω_b AND ω_c ARE HELD FIXED, h ALSO ONLY RESCALES THE AMPLITUDE OF THE POWER SPECTRUM AND HENCE IS HELD FIXED WHEN CONSTRUCTING THE TEMPLATES. WE EMULATE $w_i(\Theta)$ AS A FUNCTION OF ω_c, ω_b, n_s AND h .

mann solver, or emulated through an alternative method. Here we employ the latter approach, utilizing the RBF interpolation detailed in Paper I (see (43) for the original description of the method). This scheme is fast and emulates the weights with negligible accuracy loss (see e.g. Fig. 4 of (1)).

Using the linear decomposition from Eq. (1), loop integrals can be recast as small multilinear contractions involving precomputed tensors $\mathcal{S}_{ij\dots}$ and the weights $w_i(\Theta)$, where the tensors do not depend on cosmological parameters. Each index of the tensor runs over the N_b elements of the basis $v_i(k)$. As an example, a one-loop power spectrum can be written as

$$P_{1\text{-loop}}^\Theta(k) = \text{st.}(k) + \mathcal{S}_i^l(k) w_i(\Theta) + \mathcal{S}_{ij}^q(k) w_i(\Theta) w_j(\Theta), \quad (2)$$

where the sum over indices is implicit, \mathcal{S}_i^l and \mathcal{S}_{ij}^q are respectively linear and quadratic in the power spectra and the first term is independent of P_L , i.e. a stochastic component (44). The two-loop power spectrum involves cubic integrals of $P_L(k)$, demanding then an extra rank-3 tensor \mathcal{S}_{ijk}^c so that

$$P_{2\text{-loop}}^\Theta(k) = \text{st.}(k) + \mathcal{S}_i^l(k) w_i(\Theta) + \mathcal{S}_{ij}^q(k) w_i(\Theta) w_j(\Theta) + \mathcal{S}_{ijk}^c(k) w_i(\Theta) w_j(\Theta) w_k(\Theta). \quad (3)$$

It is important to notice that the considered number of elements in the basis is not necessarily the same for all $\mathcal{S}_{ij\dots}$ tensors, and this can be calibrated according to the precision required for each term. See Appendix A for a broader discussion on how the tensors are calculated. The most time consuming part of COBRA is the precomputation of those tensors, since the projection onto the basis that happens during parameter inference is numerically cheap. Considering fewer elements on the basis for the tensors $\mathcal{S}_{ij\dots}$ also reduces computational cost, since one has to precompute fewer loop integrals. We discuss the number of elements in the basis considered for each loop in Section 3.3, but we mention in advance that for this work we precomputed 165 (56) two-loop integrals for the full (no-wiggle) spectra in every k -bin to get $\sim 0.1\%$ precision on the total matter power spectrum.

3. TWO-LOOP POWER SPECTRUM WITH COBRA

In this Section, we briefly review the EFT of LSS formalism in Section 3.1, then comment on the IR-resummation in Section 3.2. We discuss how fast and precise the two-loop computation is with COBRA in Section 3.3. We briefly comment on the UV sensitivity of the loop integrals with COBRA in Section 3.4.

3.1. The two-loop EFT

In this work, we focus on the matter nonlinear power spectrum. The description of matter tracers would involve including bias operators (see (45) for a review), which is beyond the scope of this work. The one-loop matter power spectrum in the EFT of LSS contains only one free parameter; it is given by (10; 11)

$$P_{\text{EFT},11} = P_L + P_{\text{SPT},11} - 2(2\pi)c_{s,1}^2 \frac{k^2}{k_{\text{nl}}^2} P_L, \quad (4)$$

where $P_{\text{SPT},11}$ is the one-loop SPT spectrum, i.e.

$$P_{\text{SPT},11} = P_{22} + 2P_{13}, \quad (5)$$

and $c_{s,1}^2$ is the sound velocity counterterm associated with the $\nabla^2\delta$ operator. To render the counterterms dimensionless, we normalize the higher-derivative counterterm by the nonlinear scale, which we take to be $k_{\text{nl}} = 1 h/\text{Mpc}$ for simplicity when performing the fits. The two-loop power spectrum in the EFT of LSS framework is given by (12; 23; 13)

$$\begin{aligned} P_{\text{EFT},21} &= P_L + P_{\text{SPT},11} + P_{\text{SPT},21} - 2(2\pi)c_s^2 \frac{k^2}{k_{\text{nl}}^2} P_L \\ &- 2(2\pi)c_{s,1}^2 \frac{k^2}{k_{\text{nl}}^2} P_{\text{SPT},11} - 2(2\pi)c_{\text{quad}} \frac{k^2}{k_{\text{nl}}^2} P_{\text{quad}} \\ &+ (2\pi)^2 [(c_{s,1}^2)^2 - 2c_4] \frac{k^4}{k_{\text{nl}}^4} P_L + (2\pi)^2 c_\epsilon \frac{k^4}{k_{\text{nl}}^4} \frac{1}{k_{\text{nl}}^3}, \end{aligned} \quad (6)$$

where $P_{\text{SPT},21}$ is the complete two-loop SPT spectrum, i.e. (30)

$$P_{\text{SPT},21} = P_{33}^I + P_{33}^{II} + 2P_{24} + 2P_{15}, \quad (7)$$

and $c_s^2 = c_{s,1}^2 + c_{s,2}^2$. The two-loop EFT Eq. (6) has counterterms $c_{s,1}^2$ and $c_{s,2}^2$ linked to the $\nabla^2\delta$ operator, c_{quad} to the quadratic $\nabla^2\delta^2$ term, c_4 to the quartic-derivative $\nabla^4\delta$ and also the stochastic c_ϵ parameter, totaling five free parameters. In what follows, we set $c_\epsilon = 0$ in line with the findings of (23). Hence, we only consider the four parameters

$$\{c_{s,1}^2, c_{s,2}^2, c_4, c_{\text{quad}}\}, \quad (8)$$

for the two-loop EFT.

3.2. IR resummation

In complete analogy to Paper I, we implement the resummation of the large-scale displacements (IR resummation) using the ‘wiggly-no-wiggly split’ (46; 47; 48) to separate the broadband power from the BAO feature, where the no-wiggly linear power spectrum is, following

(47), given by

$$\begin{aligned} P_{\text{nw}}^\Theta(k) &= P_{\text{EH}}^*(k) \frac{1}{\lambda(\log k)\sqrt{2\pi}} \int d\log q \frac{P_L^\Theta(10^{\log q})}{P_{\text{EH}}^*(10^{\log q})} \\ &\times \exp\left(-\frac{1}{2\lambda(\log k)^2}(\log q - \log k)^2\right), \end{aligned} \quad (9)$$

with $P_{\text{EH}}^*(k)$ the Eisenstein-Hu power spectrum (49) and $\lambda(k)$ is a scale-dependent smoothing scale.¹ The filtering operation \mathcal{F} of smoothing the power spectrum wiggles is linear and independent of cosmology and therefore

$$\begin{aligned} P_{\text{nw}}^\Theta(k) &= \mathcal{F}[w_i(\Theta)v_i](k) = w_i(\Theta)\mathcal{F}[v_i](k) \\ &= w_i(\Theta)v_i^{\text{nw}}(k), \end{aligned} \quad (11)$$

and correspondingly

$$\begin{aligned} P_w^\Theta(k) &= w_i(\Theta) [v_i(k) - \mathcal{F}[v_i](k)] \\ &= w_i(\Theta)v_i^w(k). \end{aligned} \quad (12)$$

The damping factor that is needed for the IR-resummation is defined as

$$\Sigma^2(\Theta) \equiv \int_0^{k_o} \frac{dq}{6\pi^2} [1 - j_0(qr_o) + 2j_2(qr_o)] P_{\text{nw}}(q), \quad (13)$$

and we used $r_o = 105 \text{ Mpc}/h^*$ and $k_o = 0.2 h^*/\text{Mpc}$. In addition to this IR resummation scheme, which relies on the somewhat arbitrary choice of a wiggly-no-wiggly split, there exist several direct IR resummation approaches primarily based on Lagrangian perturbation theory (see, e.g., (50; 15; 51)). As a cross-check of our results, we also implemented the scheme used in (23) to verify that any potential differences in our results do not stem from the choice of IR resummation and by its possible (albeit small) mixing of scales in the UV regime. A comparison of the two resummation schemes reveals no significant differences between the results.

At one-loop, IR resummation (using the wiggly-no-wiggly split) amounts to replacing the linear power spectrum by

$$P_L \rightarrow P_{\text{nw}} + e^{-k^2\Sigma^2} (1 + k^2\Sigma^2) P_w. \quad (14)$$

The one-loop correction is replaced by

$$P_{\text{SPT},11} \rightarrow P_{\text{nw},11} + e^{-k^2\Sigma^2} P_{w,11}, \quad (15)$$

and for the one-loop counterterm we use

$$\frac{k^2}{k_{\text{nl}}^2} P_L \rightarrow \frac{k^2}{k_{\text{nl}}^2} [P_{\text{nw}} + e^{-k^2\Sigma^2} P_w]. \quad (16)$$

Here and in the below, ‘wiggly’ variants for power spectra are defined as $P_{w,X} = P_{\text{full},X} - P_{\text{nw},X}$. At two loops, we implement IR resummation by replacing

$$P_L \rightarrow P_{\text{nw}} + e^{-k^2\Sigma^2} \left[1 + k^2\Sigma^2 + \frac{1}{2}(k^2\Sigma^2)^2 \right] P_w, \quad (17)$$

¹ Explicitly, the filter takes the form

$$\lambda(\log k) = \alpha_1 + \alpha_2 \frac{\exp[-\alpha_3(\log k - \alpha_4)^2]}{1 + \exp[\alpha_5(\log k + \alpha_6)]}, \quad (10)$$

with coefficients $\alpha_1 = 0.005$, $\alpha_2 = 0.45$, $\alpha_3 = 0.9$, $\alpha_4 = -0.15$, $\alpha_5 = 8$, $\alpha_6 = 0.5$. We experimented with other choices and found only minor impact on the quality of the fit.

in the linear theory part of the prediction, while the one- and two-loop SPT part are replaced by

$$\begin{aligned} P_{\text{SPT},11} &\rightarrow P_{\text{nw},11} + e^{-k^2\Sigma^2} (1 + k^2\Sigma^2) P_{\text{w},11}, \\ P_{\text{SPT},21} &\rightarrow P_{\text{nw},21} + e^{-k^2\Sigma^2} P_{\text{w},21} \end{aligned} \quad (18)$$

and the ‘quad’ part by

$$\frac{k^2}{k_{\text{nl}}^2} P_{\text{quad}} \rightarrow \frac{k^2}{k_{\text{nl}}^2} (P_{\text{nw,quad}} + e^{-k^2\Sigma^2} P_{\text{w,quad}}). \quad (19)$$

The two other counterterms become

$$\begin{aligned} \frac{k^2}{k_{\text{nl}}^2} P_L &\rightarrow \frac{k^2}{k_{\text{nl}}^2} [P_{\text{nw}} + e^{-k^2\Sigma^2} (1 + k^2\Sigma^2) P_{\text{w}}], \\ \frac{k^4}{k_{\text{nl}}^4} P_L &\rightarrow \frac{k^4}{k_{\text{nl}}^4} (P_{\text{nw}} + e^{-k^2\Sigma^2} P_{\text{w}}). \end{aligned} \quad (20)$$

Moreover, we also implemented the one and two-loop integrals using the IR-safe integrals (12; 34), which we discuss in details in Appendix B.

3.3. COBRA two-loop results

In this section we discuss one of the main results of this paper, that is the fast computation of the two-loop EFT spectra with COBRA. The complete two-loop power spectrum requires the calculation of rank-two (one-loop) \mathcal{S}_{ij}^a and rank-three (two-loop) \mathcal{S}_{ijk}^c tensors by inserting combinations of the basis functions $v_j(k)$ into the loop integrals, according to Eqs. (2) and (3), respectively. We set the required numerical relative precision of the Monte Carlo integration to 10^{-3} for all integral evaluations as well as a maximum number of 8×10^7 Monte Carlo evaluations. We anticipate that permille precision in the loops is sufficient to match the expectations of ongoing galaxy surveys. We use the two-loop codes of (34; 13) and (47; 52) together with the CUBA numerical integration library (37) and the SUAVE algorithm based on (35; 36).

For each loop term, both the full and no-wiggle tensors need to be computed (that is, with $v_j(k)$ for the ‘full’ and $v_j^{\text{nw}}(k)$ for the ‘no-wiggle’ term as inputs). We use different output wavenumber grids for both cases, since the ‘full’ term always includes wiggly features that need to be more densely sampled. For the full terms, we use 50 equally log-spaced wavenumbers between $0.01 h^*/\text{Mpc}$ and $1 h^*/\text{Mpc}$ with 15 extra points (total 65 points) between $0.2 h^*/\text{Mpc}$ and $0.6 h^*/\text{Mpc}$ to increase the resolution in this region. For the no-wiggle part, which is much smoother, we used 30 equally log-spaced wavenumbers between $0.01 h^*/\text{Mpc}$ and $1 h^*/\text{Mpc}$.²

We compare the two-loop power spectrum across a set of 200 randomly selected test cosmologies at $A_s^* = 2.1 \times 10^{-9}$ and $z^* = 0$ within the specified parameter ranges of Table 1 for $\{\omega_b, \omega_c, n_s, h\}$, so that we can explicitly assess the performance of COBRA. For these test spectra, we use 35 equally log-spaced bins in the interval $[0.01, 1] h^*/\text{Mpc}$. The 95th percentile of the error in each of the two-loop terms is shown in Fig. 1 for the no-wiggle

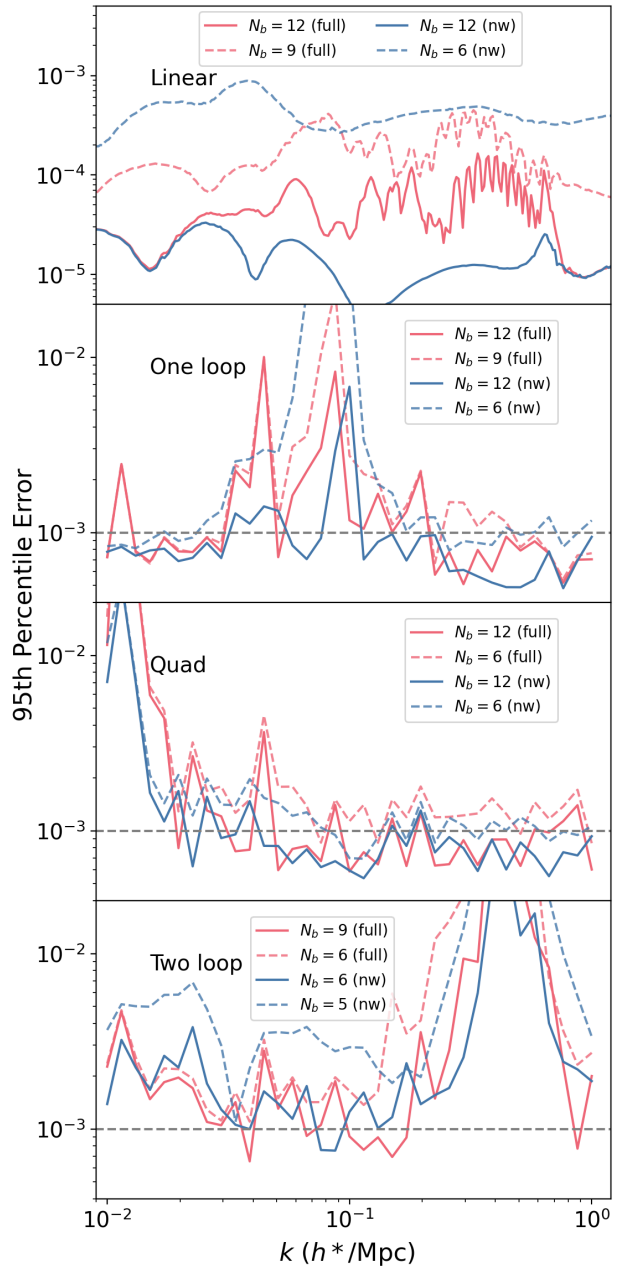


FIG. 1.— Error on individual contributions to the two-loop EFT power spectrum using the COBRA expansion relative to the non-expanded numerical result. They are calculated as the 95th percentiles of a total of 200 random test cosmologies within the COBRA prior range. We display the full and no-wiggle spectra in red and blue, respectively. The linear spectra, the one-loop SPT term, the quadratic counterterm and the two-loop contributions are shown in different rows. In each subplot, we show two separate choices of N_b in different line styles, where the solid lines correspond to Eqs. (21) and (22). The spikes in the second and fourth panels are largely due to the integrals taking values close to zero, which are suppressed when considering the full spectra (see Fig. 2). The ‘quad’ term (third panel) scales as k^4 on large scales and thus presents larger relative errors at low k . The black dashed lines indicate the 10^{-3} required precision of the numerical integrals.

² To understand whether we have used a sufficient number of wavenumber bins so as to not suffer from residual interpolation errors, we also computed the two-loop power spectrum at one fixed cosmology in 200 equally log-spaced bins and found negligible differences.

and full spectra. The error is calculated relative to the full numerical result without using the COBRA basis. The horizontal dashed line indicates the 10^{-3} precision required by the numerical integrator, setting then a lower bound for the ratio. We show errors for different values of N_b used in the computation of the COBRA tensors.

For the one-loop and ‘quad’ integrals, we find excellent agreement between COBRA and the non-projected integrals throughout most of the k range considered, with most of the points being close to the 10^{-3} lower numerical bound. That indicates that further increasing the number of elements in the basis has little impact compared to increasing the relative precision of the loop integrals. The error in the two-loop result averages around 2×10^{-3} on most scales, still potentially benefiting from increasing N_b further. We stress however that this is not needed in the comparison in Section 4. Moreover, note that one typically needs less elements for the no-wiggle spectra compared to the full spectra to achieve the same precision, since it contains fewer features. We also find spikes in regions where the loop spectra typically cross zero, which, since it varies for different cosmologies it appears as a broad region in k . Those spikes are also reduced by increasing the number of elements in the basis (see e.g. the comparison between solid and dashed lines around $k \approx 0.4 h/\text{Mpc}$ for the two-loop contributions). The lack of precision around the zero-crossing of the loops is suppressed when considering the full spectra, as discussed below.

Throughout this work, we use

$$N_b^{\text{nw}} = \{12, 12, 12, 6\}, \quad (21)$$

for linear, one-loop, ‘quad’ counterterm and two-loop no-wiggle contributions and

$$N_b^{\text{full}} = \{12, 12, 12, 9\}, \quad (22)$$

for the full contributions, respectively. As shown in Fig. 1, sticking to this choice of the number of elements in the basis, we generally find sub-percent precision for the individual terms for the range of k considered in this work. As we will see below, these numbers are sufficient to obtain sub-permille accuracy on the two-loop power spectrum.

For the construction of the two-loop tensors, adopting those numbers of elements in the tensorial basis leads to computing 165 and 56 integrals respectively for the full and no-wiggle spectra, per k point (see App. A). Therefore, we only had to store around 200 float numbers per mode, which leads to no memory issues. In terms of computation power, as commented before, COBRA precomputes the loop spectra in the SVD basis, such that further evaluation for a given cosmology only demands projecting the linear power spectra to obtain the w_i coefficients, which takes ~ 1 ms on one CPU in Python 3. The precomputation of the two-loop spectra (which corresponds to the main time bottleneck) in \mathcal{S}_{ijk}^c takes typically less than 10^2 seconds per mode (for 10^{-3} relative precision) in a single core. Overall, the COBRA implementation of the two-loop integrals is efficient in both memory usage and computational performance.

To assess the precision of the total COBRA EFT result, summing over all the terms, we also need to choose appropriate values for the counterterms. We use the nonlin-

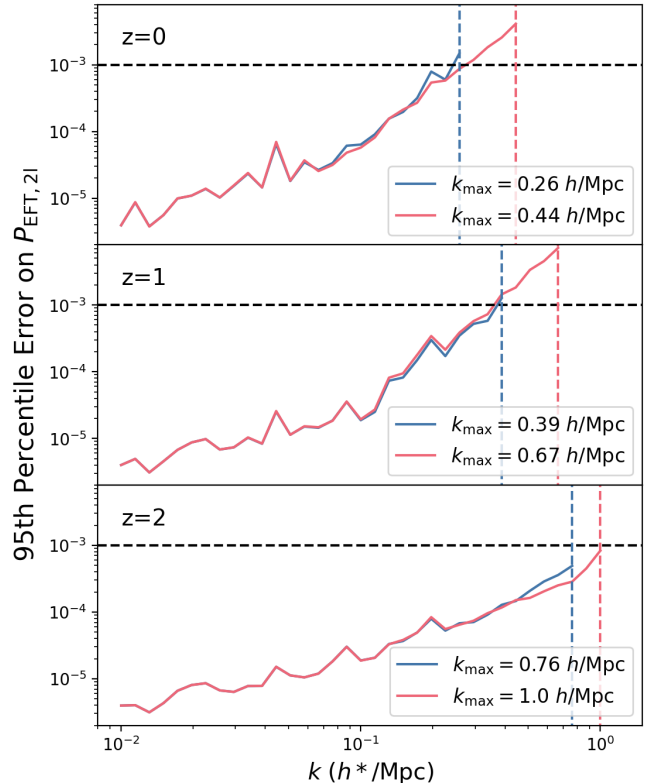


FIG. 2.— The 95th percentile of errors on the *total two-loop spectrum* (cf. Eq. (6)) of the test set of 200 random cosmologies calculated using COBRA, compared to the direct numerical result. We obtain the counterterms by fitting the two-loop spectra to the HaloFit at three different redshifts, $z = 0, 1, 2$ using two different values of k_{max} at all redshifts (vertical dashed lines). We include the IR resummation and take $N_b^{\text{nw}} = \{12, 12, 12, 6\}$ basis functions for no-wiggle contributions and $N_b^{\text{full}} = \{12, 12, 12, 9\}$ for the full contributions, respectively, as in Eqs. (21) and (22).

ear power spectrum template obtained from the HaloFit (53) as implemented in CCL (54) (evaluated at a fiducial Planck-like cosmology) for fitting the counterterms at three different redshifts $z = 0, 1, 2$. We use two different scale cuts at each redshift. The best-fit counterterms obtained from fitting Eq. (6) to HaloFit are then used to compute the total two-loop power spectrum either with COBRA or directly at the test cosmology. We show the 95th percentile of resulting errors in the total power spectrum from Eq. (6) (including IR resummation) in Fig. 2, calculated for the same 200 test sample cosmology sample described above. The two choices of k_{max} are meant to roughly bracket the nonlinear scale at that redshift, see e.g. (23). The errors on the total power spectrum are generally sub-permille, and increase towards larger k where the two-loop contributions (which dominate the total error) become more important. Similar considerations also explain why at a given wavenumber k , the performance improves when going to higher redshift, since the two-loop contribution is suppressed by powers of the growth factor. The larger errors at higher k_{max} can be further ameliorated by increasing the precision of the numerical integration, or the number of basis functions used for the two-loop calculation.

We therefore conclude that COBRA achieves remarkable $\sim 10^{-3}$ relative precision at two loops in the considered

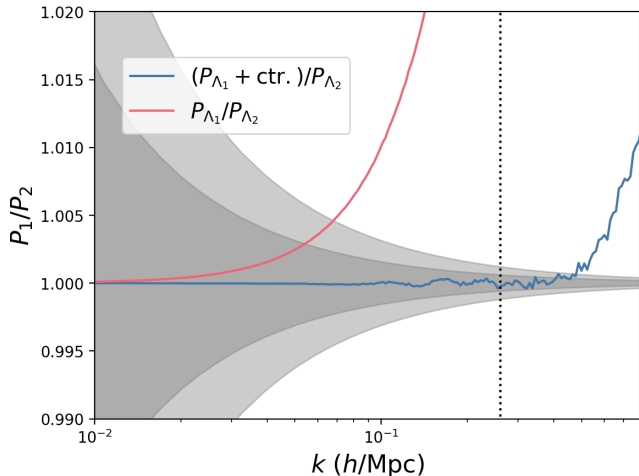


FIG. 3.— Illustration of the UV-sensitivity of the two-loop SPT prediction [cf. Eq. (7)] and how it can be absorbed by counterterms. We compute the two-loop matter power spectrum at two different cutoffs $\Lambda_1 = 2 h/\text{Mpc}$ and $\Lambda_2 = 4.5 h/\text{Mpc}$. Their ratio is the red line, which clearly exhibits running beyond the error we can tolerate [gray shades which represent 1σ and 2σ errors for a volume of $V_{\text{fit}} = 25 (\text{Gpc}/h)^3$, see Section 4]. The blue line indicates the error on the ratio after adding the counterterms, determined by fitting up to $k = 0.4 h/\text{Mpc}$. The vertical dotted line indicates the maximum scale we consider for the two-loop matter power spectrum in this work (see Section 4.3).

prior range with the number of elements in the basis given by Eq. (21) for the no-wiggle basis and Eq. (22) for the full spectra basis. This is the first time, to the knowledge of the authors, that such a fast and accurate calculation of the two-loop matter power spectra is provided.

3.4. UV sensitivity

To conclude this Section, we also briefly validate our renormalization prescription including the four counterterms from Eq. (8) as free parameters.³ A central point of the EFT description from Eq. (6) is that these several counterterms are meant to absorb the unphysical UV dependence of the SPT loop integrals. To check this we compute the two-loop prediction at two different cutoffs $\Lambda_1 = 2 h/\text{Mpc}$ and $\Lambda_2 = 4.5 h/\text{Mpc}$ and fit the SPT power spectrum at the latter using the EFT model with the former cutoff. We use the Dark Sky cosmology of Sec. 4.1. The agreement between the two is shown in Fig. 3. The grey bands indicate the 1 and 2σ cosmic variance error bars Eq. (23) for the volume V_{fit} considered in Section 4. We see that after including the counterterms, the two results match within the statistical errors.

4. COMPARISON TO SIMULATION

In this Section we demonstrate the applicability of the COBRA two-loop results comparing that to simulation data, which is described in Sec. 4.1. We present the metrics used for our analysis in Sec. 4.2 and the results in Sec. 4.3.

4.1. The Dark Sky simulation

³ Other renormalization schemes such as (23) (see also (13)) fix the one-loop SPT counterterm at lower k_{max} . We adopt here a more conservative approach of letting both c_s terms free.

For the comparison to data, we used the Dark Sky simulation power spectrum. The `ds14_a` run of the Dark Sky simulation suite is an extremely large N-body simulation first described in (41) containing 10240^3 particles in a box of side length $L = 8 \text{ Gpc}/h$. This yields a total volume of $V_{\text{full}} = 512 (\text{Gpc}/h)^3$, and a fundamental mode of $k_f = 2\pi/L \approx 8 \times 10^{-4} h/\text{Mpc}$. We use the available $z = 0$ redshift snapshot. As such, the relative cosmic variance error

$$\frac{\sigma_{P(k)}}{P(k)} = \sqrt{\frac{2}{N_k}} = \sqrt{\frac{k_f^3}{2\pi k^2 \Delta k}}, \quad (23)$$

on the power spectrum is very small, reaching values of $[\sigma_P/P]_{k=0.25 h/\text{Mpc}} \approx 6 \times 10^{-4}$ even for our binning choice of $\Delta k = 4k_f \approx 0.003 h/\text{Mpc}$. We neglect the shot-noise contribution, since the number density for matter is very high.

Such volumes and corresponding measurement errors are not within reach of current or next-generation large-scale structure surveys. We therefore take the output power spectrum from the `ds14_a` run and assign to it a fractional error corresponding to a volume of $V_{\text{fit}} = 25 (\text{Gpc}/h)^3$, which resembles that of a Stage IV spectroscopic galaxy survey such as the Dark Energy Spectroscopic Instrument (DESI) (5).

Noticing that the loop contributions are heavily suppressed [scaling as $k^2 P_L(k)$] on large scales, we extrapolate the loop corrections at low wavenumbers using a power law of the form

$$P(k) = P(k_{\text{low}}) \times \left(\frac{k}{k_{\text{low}}}\right)^{2+n_s}, \quad (24)$$

where n_s is the spectral index at the given cosmology and $k_{\text{low}} = 0.01 h^*/\text{Mpc}$.

4.2. Likelihood and performance metrics

We assume a Gaussian likelihood with a diagonal covariance, where the diagonal elements of the covariance in each k -bin are defined via Eq. (23), with P therein being the nonlinear spectrum measured from the simulation. We expect that the non-Gaussian part of the covariance, that comes from the trispectrum, is relatively suppressed compared to the Gaussian part throughout all the scales considered in this work, (see e.g. (55)). Hence, the likelihood is given by⁴

$$-2 \log \mathcal{L}(k_{\text{max}}) = \sum_i^{k_{\text{max}}} \left(\frac{P_{\text{EFT}}(k_i) - P_{\text{sim}}(k_i)}{\sigma_{P(k_i)}} \right)^2, \quad (25)$$

where k_{max} is the largest wavenumber considered in our analysis and $k_{\text{min}} = 0.003 h/\text{Mpc}$. We discuss the k_{max} choice for both one and two-loop below. We interpolate the COBRA $P_{\text{EFT}}(k_i)$ onto the k_i bins used to measure the simulation power spectrum P_{sim} . Once more, we explicitly verified that the interpolation error is negligible by sampling extra k points in a single cosmology. We adhere to the choices from Eqs. (21) and (22) for the number of

⁴ Note that this definition differs from the choice taken in (13), which was based on the residuals of the fit to the simulation data. In this work we weight the log-likelihood by the power spectrum error bars σ_P , as in Eq. (25).

basis functions. We checked that using a lower number for the two-loop terms does not impact the results; we thus conclude that our inference is sufficiently precise.

Following e.g. (56; 57), we put a conservative BBN prior on the baryon density⁵

$$\omega_b \sim \mathcal{N}(0.0221396, 0.00055^2), \quad (26)$$

i.e., centered at the true value of the simulations and with width equal to that of (57). We additionally put a uniform prior

$$n_s \sim \mathcal{U}(0.91, 1.01), \quad (27)$$

which roughly coincides with the normal prior from (56). We find that these two parameters are generally not well constrained by the power spectrum, and so we treat them as nuisance parameters to be marginalized over without quoting their posterior means and uncertainties. For the other cosmological parameters, we consider a uniform prior in the range of Table 1. We sample the parameters $\omega_c, h, A_s \times 10^9$ and only transform to Ω_m, H_0 and $A_s \times 10^9$ after running the chains, i.e. when plotting posteriors and quoting the figure of bias and figure of merit, defined below.

With regards to the counterterms, we assign uniform $\mathcal{U}(-10, 10)$ priors. This choice has no impact on the final results, since the assumed volume V_{fit} is large enough to constrain all counterterms of the two-loop model without leading to prior dependence or marginalization effects (see Appendix C).

We run all chains with a maximum of 5×10^4 and 10^6 steps for the one-loop and two-loop case, respectively, with the affine invariance sampler implemented in `emcee` (58), using 32 walkers. We also assessed the convergence of the chains by running multiple independent instances and comparing the results, finding negligible differences in posterior means and covariances.

The figure of bias (FoB) metric is defined as

$$\text{FoB}(k_{\text{max}}) = \left(\sum_{\alpha, \beta} (\theta^\alpha - \theta_{\text{fid}}^\alpha) S_{\alpha\beta}^{-1} (\theta^\beta - \theta_{\text{fid}}^\beta) \right)^{1/2}, \quad (28)$$

where $\theta_{\text{fid}}^\alpha$ are the fiducial (true) values of the simulation parameters and $S_{\alpha\beta}$ is the posterior covariance, for a fixed k_{max} . Given that observed shifts at the V_{fit} volume must arise due to modelling systematics, we adopt a more stringent criterion of

$$\text{FoB}(k_{\text{max}}) < 1, \quad (29)$$

to consider a model fit acceptable (noting that the 1σ threshold would be $\text{FoB} < 1.88$, see e.g. (59)). We also analyze the figure of merit (FoM) defined as

$$\text{FoM}(k_{\text{max}}) = \frac{1}{(\det(S_{\alpha\beta}) / \theta_{\text{fid}}^\alpha \theta_{\text{fid}}^\beta)^{1/2}}, \quad (30)$$

The FoB and FoM are calculated over Ω_m, H_0 and $A_s \times 10^9$. We also quote the reduced chi-squared statistic

$$\chi_{\text{red}}^2(k_{\text{max}}) = \frac{-2 \log \mathcal{L}(k_{\text{max}})}{N_{\text{bin}} - N_{\text{dof}}}, \quad (31)$$

⁵ Technically, it is a truncated normal prior cut off at the boundaries of the range indicated in Table 1. Note however that these boundaries are $> 3\sigma$ away from the mean of the normal distribution, so this has no effect on posteriors.

with N_{dof} the total number of degrees of freedom and N_{bin} the number of bins included. We fix $N_{\text{dof}} = 6$ for both one and two-loop analysis, corresponding to the five free cosmological parameters and the one-loop counterterm.⁶ We use the *full* simulation volume V_{full} in the covariance when computing χ_{red}^2 ; since then the covariance represents the statistical scatter in the power spectrum measurement and in that case χ_{red}^2 should be close to unity.

4.3. Results for the comparison to simulations

We start by discussing the k_{max} choice for both the one and two-loop modelling of the power spectrum. It is important to emphasize that the choice of k_{max} at a given perturbative order is not independent of the data considered: if the experimental error bars shrink, the range of applicability of the theory at a fixed order is more restricted. As commented, we fix $V_{\text{fit}} = 25 (\text{Gpc}/h)^3$, roughly resembling the expected DESI volume (sticking to the $z = 0$ simulation though).

One important criteria introduced by (23) to choose k_{max} is the running of the counterterms. A strong dependence on k_{max} makes evident the failure of the theory and the need to introduce higher-order corrections (61; 62). We display in Fig. 4 the running of the one and two-loop counterterms as fitted in the Dark Sky simulation. For the one-loop case, the single counterterm presents a strong dependence on the running starting at $k_{\text{max}} > 0.13 h/\text{Mpc}$. For the two-loop case, the error bars are stable and consistent up to $k_{\text{max}} < 0.26 h/\text{Mpc}$.⁷ For larger values of k_{max} , we observe a mild running of the counterterms, notably c_4 and c_{quad} .

We also consider two other important criteria for determining k_{max} : the FoB statistic and the χ_{red}^2 , both shown in the top and second panels of Fig. 5, respectively. For the one-loop case, FoB indicates the failure of the one-loop at $k_{\text{max}} \approx 0.11 h/\text{Mpc}$, while for the two-loop case, the FoB is essentially constant up to $k_{\text{max}} < 0.30 h/\text{Mpc}$ and then increases beyond the $\text{FoB} > 1$ criteria of Eq. (29) (grey shaded region). We note that for both cases, the FoB sharply increases, indicating an abrupt tendency for shift in the theory parameter space. That is confirmed by the running of the counterterms, discussed above. The reduced chi-squared statistics, considered in the second panel, also confirms this sharp failure of the one-loop at $k_{\text{max}} \approx 0.13 h/\text{Mpc}$. The two-loop χ_{red}^2 starts to sharply increase at $k_{\text{max}} \approx 0.28 h/\text{Mpc}$, being within the 2σ region up to $k_{\text{max}} < 0.33 h/\text{Mpc}$. The light and dark gray bands represent the 1σ and 2σ region for a volume V_{full} , respectively.

Altogether, this motivates us to adopt

$$k_{\text{max}} = 0.11 h/\text{Mpc}, \quad (32)$$

for the one-loop EFT and

$$k_{\text{max}} = 0.26 h/\text{Mpc}, \quad (33)$$

⁶ The two-loop counterterms have no impact in the fit at low k , where N_{bin} is small, and only start being relevant at high k , when $N_{\text{bin}} \gg N_{\text{dof}}$. For a more general discussion, see e.g. (60).

⁷ Note that the c_s^2 counterterm in the two-loop case is less well-determined at a given wavenumber due to degeneracies with other counterterms. Moreover, its value does not match that of the analogous one-loop counterterm, because we did not subtract the corresponding UV-sensitive part from $P_{\text{SPT},21}$.

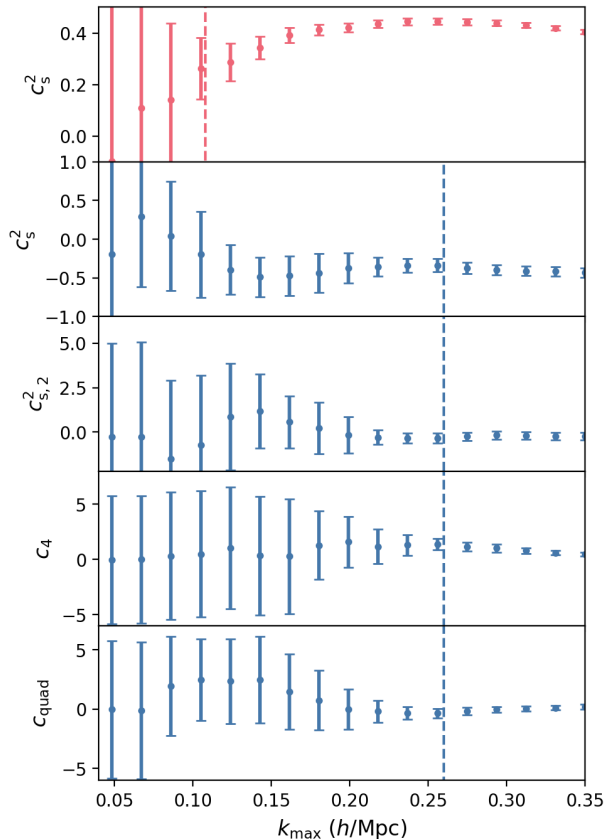


FIG. 4.— Running of the one and two-loop counterterms as a function of k_{\max} . The first two panels show the $\propto k^2 P_L(k)$ counterterm (which we label as c_s^2), which is $c_{s,1}^2$ for the one-loop case [in red, cf. Eq. (4)] and $c_{s,1}^2 + c_{s,2}^2$ for the two-loop case [in blue, cf. Eq. (6)]. The remaining panels show the other two-loop counterterms. The vertical lines at $k_{\max} = 0.11 h/\text{Mpc}$ and $k_{\max} = 0.26 h/\text{Mpc}$ indicate our fiducial choice of maximum wavenumber for the one-loop and two-loop case (see text). For visual purposes, points are slightly displaced horizontally.

for the two-loop EFT as baseline choices, which correspond in each case to the most conservative values obtained among the running of the counterterms, and the failure of FoB or χ_{red}^2 . Those values are indicated as vertical dashed lines in Figs. 4 and 5.

Finally, we show in the third panel of Fig. 5 the FoM as a function of k_{\max} . The increasing FoM serves as an indication on the information gain in the cosmological parameters as we push the theory limit towards smaller scales. The FoM for the one-loop model is evidently larger than the two-loop one at a given k_{\max} , due to the smaller number of nuisance parameters. In addition, the one-loop FoM increases faster than the two-loop FoM after our k_{\max} choice, suggesting the first would benefit most from increasing k_{\max} . We note however that more aggressive k_{\max} choices are discouraged by the sharp deterioration of the FoB and χ_{red}^2 , with the risk of getting biased in the parameter estimation.

Note that our range of validity is somewhat smaller than that of (23), who analyzed the same simulation with a two-loop EFT model while fixing the cosmological parameters to the ground truth and found $k_{\max} = 0.34 h/\text{Mpc}$ based on the running of their counterterms being stable up to that scale. When fixing cosmo-

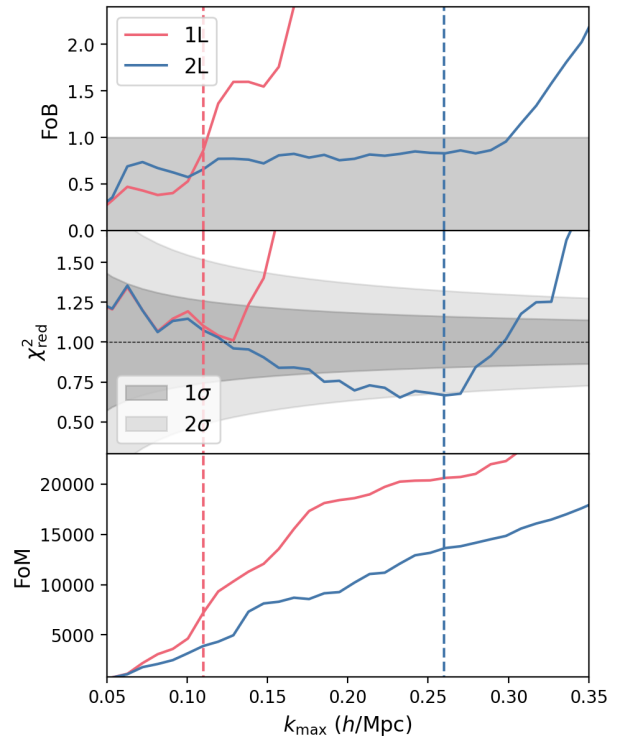


FIG. 5.— *Top panel*: the FoB defined in Eq. (28) for the one-loop (red) and two-loop (blue) EFT models, where the shaded band indicates the region satisfying Eq. (29). *Second panel*: the χ_{red}^2 from Eq. (31) statistic (computed with the full volume covariance), where the shaded regions indicate the 1σ and 2σ confidence regions for the volume V_{full} . *Third panel*: FoM from Eq. (30) as a function of the maximum wavenumber.

logical parameters to the ground truth inferring only the counterterms and implementing the Lagrangian IR-resummation procedure used in (23), we find reasonable agreement with their result. We further note that the two-loop FoB is below unity up to $k_{\max} < 0.31 h/\text{Mpc}$, and χ_{red}^2 is still within the 2σ agreement up to $k_{\max} < 0.33 h/\text{Mpc}$ indicating reasonable agreement between our results and (23). Nevertheless, we have attempted to be conservative with our choices of scale cuts to prevent overfitting.

We also consider in Fig. 6 the ratio between the best-fit model of the one- and two-loop spectra from maximizing the log-likelihood and the simulation data for the k_{\max} choices indicated by dashed vertical lines. The light and dark gray bands represent the 1σ region for V_{fit} and V_{full} , respectively. In accordance with the χ_{red}^2 , we see that the ratio of the simulation data and the model is very compatible with unity, being within the error bars chosen up to their respective k_{\max} values. We note the achievement of modeling the power spectra at per-mille level.

We show in Fig. 7 the resulting parameter posteriors on Ω_m, H_0 and A_s for the baseline scale cut choice (see App. C for the full posteriors). The improvement of the two-loop analysis is visually apparent; we are able to access smaller scales and, despite marginalizing over four more counterterms, extract more cosmological information. We find for Ω_m, H_0 and A_s an improvement of approximately 35%, 20% and 15%, respectively, compared to the one-loop, providing unbiased constraints in all parameters. The FoM at $k_{\max} = 0.26 h/\text{Mpc}$ for the two-

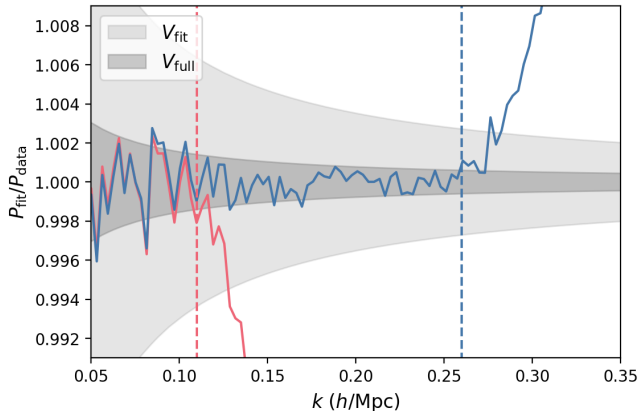


FIG. 6.— Ratio between the fitted power spectra and the simulation data at the fiducial scale cut. The shaded regions indicate the 1σ error for $V_{\text{fit}} = 25 (\text{Gpc}/h)^3$ and for the full simulation box. The red and blue vertical dashed lines indicate the fiducial scale cut choices (see text).

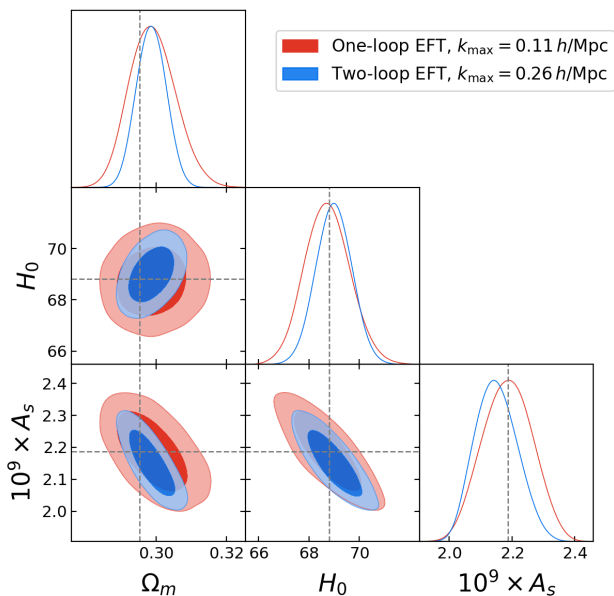


FIG. 7.— A comparison of the constraining power of the one-loop and two-loop EFT models for the power spectrum on their maximum range of validity, namely $k_{\text{max}} = 0.11 h/\text{Mpc}$ and $k_{\text{max}} = 0.26 h/\text{Mpc}$, respectively. Shaded regions indicate the 1 and 2σ confidence regions.

loop case is larger by a factor of ~ 2.6 than the one-loop FoM at $k_{\text{max}} = 0.11 h/\text{Mpc}$. If one relaxes the FoB requirement from Eq. (29) to extend the one-loop reach to $k_{\text{max}} = 0.12 h/\text{Mpc}$ and push the two-loop analysis to correspondingly shorter scales $k_{\text{max}} = 0.31 h/\text{Mpc}$ (thus matching the one-loop FoB, and ignoring the mild $\sim 1\sigma$ drifts in the two-loop counterterms), the improvement in the FoM mildly degrades to a factor of ~ 2.2 .

5. DISCUSSION AND CONCLUSION

In this work we have extended the COBRA framework to calculate the two-loop power spectrum. Our pipeline computes a single two-loop power spectrum in ~ 1 ms and yields converged posteriors in a negligible ~ 20 hours on one core. For that, we precomputed $O(100)$ two-loop integrals for the SVD basis, each of those taking a few

minutes per mode. Thus, we conclude that a calculation of the two-loop power spectrum of biased tracers is also within computational reach. We have demonstrated that COBRA is both fast and accurate, enabling the extension of EFT of LSS application using real data (so far limited to one-loop) to the two-loop case in the near future.

In addition, we have shown that additional unbiased cosmological information can be extracted from the matter power spectrum by including two-loop corrections. Adding two-loop corrections shrink posteriors on ΛCDM parameters by 15–35% and increase the FoM (calculated for Ω_m, H_0 and A_s) in between 2.2 and 2.6. Therefore, this work adds important piece to answer how much information can be extracted from the mild nonlinear using galaxy clustering data in real space.

Another relevant ongoing question is to estimate the range of applicability k_{max} of perturbative approaches. We find a sharp deterioration of the one-loop FoB for $k_{\text{max}} > 0.11 h/\text{Mpc}$ for volumes comparable to DESI at $z = 0$. For two loops the deterioration of FoB and χ_{red}^2 is less severe, but the running of the counterterms led us to adopt a conservative $k_{\text{max}} = 0.26 h/\text{Mpc}$. Therefore, the two-loop result more than doubles the range of validity of the EFT of LSS. Doubling the scales of applicability of EFT modeling not only has the advantage of decreasing the error bars of CDM parameters, but also allows for testing models that affect the power spectrum on quasi-linear scales, e.g. by probing the suppression or enhancement of matter fluctuations. This is especially of interest for currently ongoing efforts to measure CMB lensing (see e.g. (63; 64; 65)) and galaxy lensing (e.g. (66)) on mildly non-linear scales.

Despite the added constraining power associated with the larger range of scales probed by the two-loop matter power spectrum (third panel of Fig. 5), most of this increase is reflected in tighter errors on the EFT counterterms rather than the FoM on cosmological parameters of interest. This is of course partly expected, since the counterterms have most of their support at larger wavenumbers. For example, one can clearly see in Fig. 4 (bottom panel) that the posterior width on c_{quad} shrinks by a factor of few between $k_{\text{max}} = 0.12 h/\text{Mpc}$ and $k_{\text{max}} = 0.26 h/\text{Mpc}$. Thus, it would be valuable to search for models that contain fewer nuisance parameters than the EFT counterterm parametrization, either with the Lagrangian framework that incorporates shell crossing effects (e.g. (67)) or alternatively with the recently proposed framework of Vlasov Perturbation Theory (VPT) (68; 69), either being a natural candidate for such models.

It should be emphasized that the results presented in this work cannot readily be generalized to draw conclusions about the two-loop galaxy power spectrum, which involves many more nuisance parameters, both for the one- and two-loop results (see e.g. (70; 71; 72; 62)). In addition, the presence of redshift-space distortions may limit the range of validity of perturbative models compared to the real-space case considered here (73; 74; 75; 76; 77), at the same time adding information about the growth rate.

We thank Mathias Garny and Constantinos Skordis for interesting discussions during the early stages of this

work. This publication is part of the project ‘‘A rising tide: Galaxy intrinsic alignments as a new probe of cosmology and galaxy evolution’’ (with project number VI.Vidi.203.011) of the Talent programme Vidi which is

(partly) financed by the Dutch Research Council (NWO). For the purpose of open access, a CC BY public copyright license is applied to any Author Accepted Manuscript version arising from this submission. H.R. and Z.V. acknowledge the support of the Kavli Foundation.

APPENDIX

CONSTRUCTING LOOP TENSORS

Here we provide more details on how loop tensors of any rank can be efficiently constructed with COBRA. Note first that the tensor $\mathcal{S}_{i_1 i_2 \dots i_k}$, constructed as a linear functional of direct tensor products of v_{i_1}, \dots, v_{i_k} , can always be taken to be symmetric. A symmetric tensor of rank k in N dimensions has

$$\binom{N+k-1}{k} \quad (\text{A1})$$

independent elements; these can be taken to be the ‘super-diagonal’ ones, i.e. $\mathcal{S}_{i_1 i_2 \dots i_k}$ with $i_1 \geq i_2 \geq \dots \geq i_k$. For the two-loop tensors ($k=3$), the evaluation with $N=9$ elements in the basis for the full spectra $N=6$ for the no-wiggle demands then the computation of 165 and 56 integrals, respectively for every k . At first sight, to compute all entries of this tensor, one would seemingly need to explicitly compute all ‘cross-correlations’ of the form

$$\mathcal{S}_{i_1 i_2 \dots i_k} = \mathcal{S}[v_{i_1}, v_{i_2}, \dots, v_{i_k}] \quad (i_1 \geq i_2 \geq \dots). \quad (\text{A2})$$

where multiple input scale functions v_i are used. This is technically and numerically demanding, especially if one breaks the IR safety of integrands (see Sec. B for further discussion). However, it is possible to construct the full tensor without requiring multiple input scale functions, as we discuss next.

The procedure we outline here works for tensors of any rank, but we only explicitly need it for ranks 2 and 3. To see how this works, note that \mathcal{S} is always linear in each of its inputs. For that reason, we can construct ‘off-diagonal’ elements of the symmetric tensor \mathcal{S} (i.e. where the indices are not all equal) by taking linear combinations of \mathcal{S} evaluated on the *same* element. As an example, one has for rank 2:

$$\begin{aligned} 2\mathcal{S}_{ij} &= \mathcal{S}_{ij} + \mathcal{S}_{ji} = \mathcal{S}[v_i, v_j] + \mathcal{S}[v_j, v_i] \\ &= \mathcal{S}[v_i + v_j, v_i + v_j] - \mathcal{S}[v_i, v_i] - \mathcal{S}[v_j, v_j], \end{aligned} \quad (\text{A3})$$

where the bottom line only involves evaluations of \mathcal{S} with the same element in each position. Hence, by evaluating \mathcal{S} for all possible linear combinations $v_i + v_j$ with $i \geq j$ as both first and second argument⁸ [which reproduces the correct dimension counting from Eq. (A1)] and then applying Eq. (A3), we can automatically obtain all entries \mathcal{S}_{ij} .

In general, one can prove (see e.g. (78)) that evaluating the tensor $\mathcal{S}_{i_1 i_2 \dots i_k}$ amounts to evaluating \mathcal{S} for the linear combinations

$$v_{i_1} + v_{i_2} + \dots + v_{i_k} \quad (i_1 \geq i_2 \geq \dots \geq i_k), \quad (\text{A4})$$

as each of its arguments. Indeed, the number of such combinations equals the expression in Eq. (A1). Thus, no fewer combinations can be used, and using more is redundant. Then, by taking appropriate linear combinations of these elements one can recover the elements $\mathcal{S}_{i_1 i_2 \dots i_k}$.

INFRARED SAFETY

It is well known that cosmological perturbation theory, both in its SPT and EFT formulations, exhibits so-called infrared (IR) divergences (79; 80) at the level of individual loop diagrams. These arise from large-scale displacements that cancel out in equal-time correlators at each order in perturbation theory, due to the equivalence principle. In practice, this leads to partial cancellations of power in the high- k regime of the power spectrum when summing over all relevant loop diagrams. As emphasised in (80) (see also (52)), it is preferable to implement these cancellations directly at the level of the integrands during the evaluation of the power spectrum with fixed accuracy, rather than relying on the cancellation of individual diagram contributions, which can lead to a loss of numerical precision.

Consequently, one might ask whether introducing the COBRA decomposition given in Eq. (1) could exacerbate these IR divergences. We show that this is generally not the case and that the IR cancellation persists for each symmetrized cross-contribution of the two different basis functions.

We start with the one-loop result. IR divergent contribution of the P_{22} diagram comes from two integration regions

$$P_{22}(k) \subset 2 \int_p [F_2(p, k-p)]^2 v_i(p) v_j(k-p) = \int_{p < |k-p|} [\dots] + \int_{p \geq |k-p|} [\dots], \quad (\text{B1})$$

which, as $p \rightarrow 0$, give the two asymptotic behaviors, one proportional to $(k^2/p^2)v_i(k)v_j(p)$ and the other to $(k^2/p^2)v_i(p)v_j(k)$. Note that symmetrizing this contribution in the (i, j) indices yields an equivalent result. The

⁸ When $i = j$ we can recover $\mathcal{S}[v_i, v_i] = \frac{1}{4}\mathcal{S}[v_i + v_i, v_i + v_i]$.

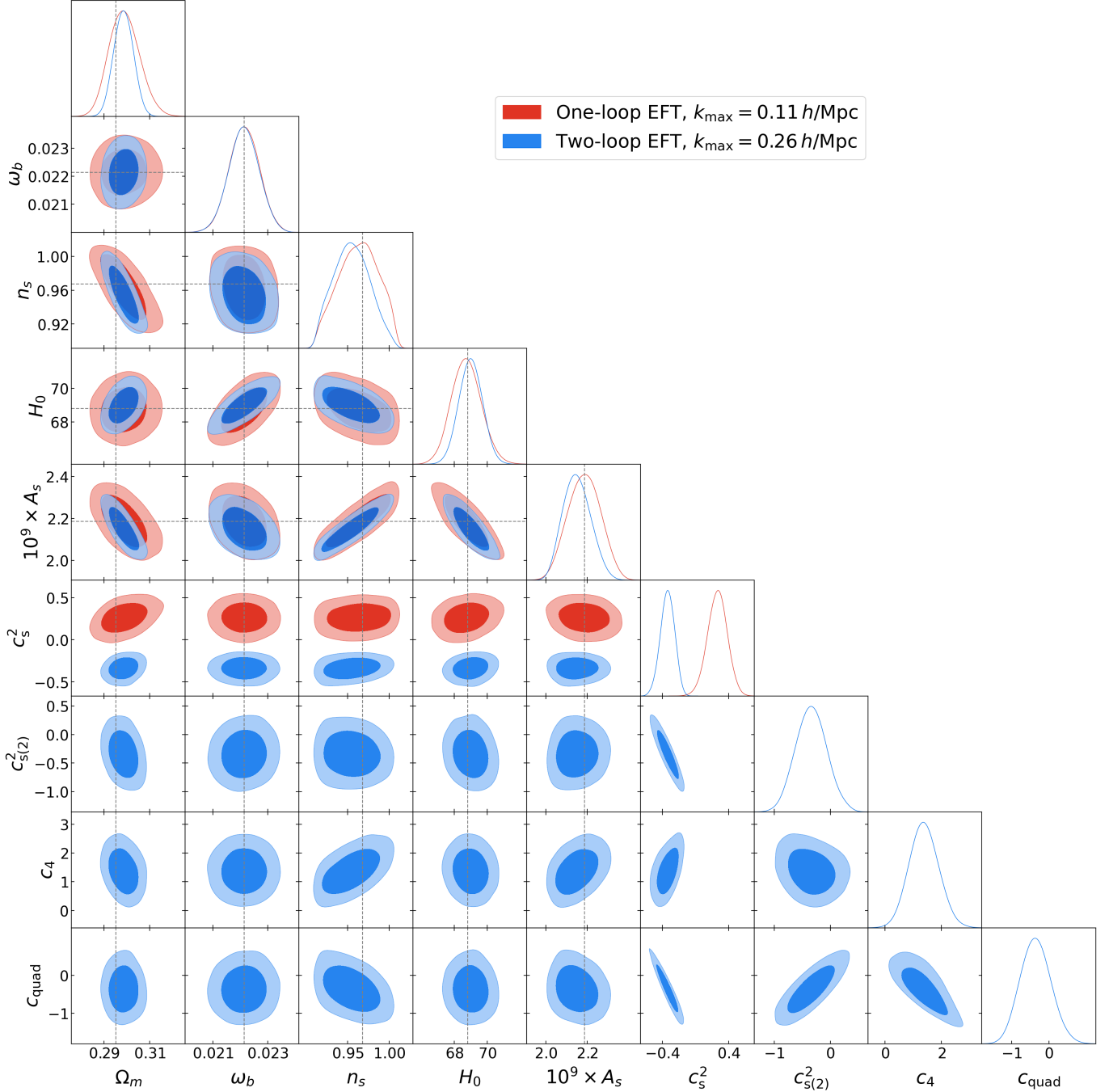


FIG. 8.— Full posteriors for the one-loop (red) two-loop (blue) MCMC at their maximum wavenumbers.

two contributions above are exactly cancelled by the P_{13} diagrams, where we have

$$P_{13} + P_{31} \subset 3 \int F_3(k, p, -p) \left(v_i(k) v_j(p) + v_i(p) v_j(k) \right). \quad (\text{B2})$$

Since this cancellation occurs for each (i, j) pair, it also holds for the full sum. Crucially, the cancellation must be preserved at the level of each pair, not only after summing over the coefficients w_i in, e.g. Eq. (2). This ensures there are no large cancellations between various terms in the S_{ij}^q tensor and allows the same numerical setup used for the full $P_L^{\mathcal{O}}$ to be applied when precomputing the components of the S_{ij}^q tensor. This property can also be made manifest in the resulting integrals, by using the multilinearity of the S_{ij} tensor as described in Sec. A. By expressing the cross-terms of the S_{ij} tensor as a linear combination of several auto-correlations we obtain the form that is explicitly IR safe in each term.

Similar analyses can be carried out for the two-loop power spectrum. As discussed in refs. (80; 52), the IR cancellation

occurs separately between the part of the P_{24} and $P_{33,\text{II}}$ contributions, as well as between the remaining parts of P_{24} , $P_{33,\text{II}}$, and P_{15} . The only difference is that, when remapping the integration regions, some IR-divergent regions cannot be combined and must be treated separately, because exchanging v_i and v_j does not yield the same contribution. This feature already appears in the one-loop result, as shown explicitly above. Importantly, the cancellation again occurs at the level of each (i, j, k) triplet contributing to the sum in the last term of Eq. (3). This ensures that, for fixed accuracy, the contributions to the \mathcal{S}_{ijk}^c tensor can be precomputed using the same numerical setup as for the original linear power spectrum P_L^ϕ . Moreover, as was also the case for one-loop, the multilinearity of the S_{ijk} tensor can again be employed to recast the cross-terms as a linear combination of auto-correlations as shown in Sec. A. This again renders the result manifestly IR-safe.

FULL POSTERIORIORS

Here we display the full posteriors of the one-loop and two-loop MCMC in Fig. 8. It is evident that the data is able to constrain all nuisance parameters beyond their prior ranges. We emphasize again that we do not expect the c_s^2 parameters to match between the one-loop and two-loop fits. We also see that at this precision, n_s and ω_b cannot be constrained meaningfully, although the posterior for n_s is markedly different from its (uniform) prior in Eq. (27). Note that for the two-loop model, the counterterms (lower right 4 by 4 triangle) are clearly correlated among each other, as are the cosmological parameters (upper left 5 by 5 triangle), but at least in the 2D marginalized posteriors the counterterms and cosmological parameters seem uncorrelated (lower left 4 by 5 rectangle).

REFERENCES

- [1] T. Bakx, N. E. Chisari, and Z. Vlah, COBRA: Optimal Factorization of Cosmological Observables, arXiv e-prints , arXiv:2407.04660 (2024), arXiv:2407.04660 [astro-ph.CO].
- [2] S. Alam *et al.* (BOSS), The clustering of galaxies in the completed SDSS-III Baryon Oscillation Spectroscopic Survey: cosmological analysis of the DR12 galaxy sample, *Mon. Not. Roy. Astron. Soc.* **470**, 2617 (2017), arXiv:1607.03155 [astro-ph.CO].
- [3] The Dark Energy Survey Collaboration, The Dark Energy Survey, ArXiv Astrophysics e-prints (2005), astro-ph/0510346.
- [4] R. Ahumada *et al.* (eBOSS), The 16th Data Release of the Sloan Digital Sky Surveys: First Release from the APOGEE-2 Southern Survey and Full Release of eBOSS Spectra, *Astrophys. J. Suppl.* **249**, 3 (2020), arXiv:1912.02905 [astro-ph.GA].
- [5] A. Aghamousa *et al.*, The desi experiment part i: Science, targeting, and survey design, arXiv e-prints (2016), arXiv:1611.00036 [astro-ph.IM].
- [6] L. Amendola *et al.* (Euclid Theory Working Group), Cosmology and fundamental physics with the Euclid satellite, *Living Rev. Rel.* **16**, 6 (2013), arXiv:1206.1225 [astro-ph.CO].
- [7] Z. Ivezić, J. A. Tyson, R. Allsman, J. Andrew, and R. Angel (LSST), Lsst: from science drivers to reference design and anticipated data products, arXiv e-prints (2008), sLAC-PUB-16076, arXiv:0805.2366 [astro-ph].
- [8] O. Doré *et al.* (SPHEREx), Cosmology with the spherex all-sky spectral survey, arXiv e-prints (2014), arXiv:1412.4872 [astro-ph.CO].
- [9] R. Ellis *et al.* (PFS Team), Extragalactic science, cosmology, and Galactic archaeology with the Subaru Prime Focus Spectrograph, *Publ. Astron. Soc. Jap.* **66**, R1 (2014), arXiv:1206.0737 [astro-ph.CO].
- [10] D. Baumann, A. Nicolis, L. Senatore, and M. Zaldarriaga, Cosmological Non-Linearities as an Effective Fluid, *JCAP* **07**, 051, arXiv:1004.2488 [astro-ph.CO].
- [11] J. J. M. Carrasco, M. P. Hertzberg, and L. Senatore, The Effective Field Theory of Cosmological Large Scale Structures, *JHEP* **09**, 082, arXiv:1206.2926 [astro-ph.CO].
- [12] J. J. M. Carrasco, S. Foreman, D. Green, and L. Senatore, The Effective Field Theory of Large Scale Structures at Two Loops, *JCAP* **07**, 057, arXiv:1310.0464 [astro-ph.CO].
- [13] T. Konstandin, R. A. Porto, and H. Rubira, The effective field theory of large scale structure at three loops, *JCAP* **11**, 027, arXiv:1906.00997 [astro-ph.CO].
- [14] R. Angulo, M. Fasiello, L. Senatore, and Z. Vlah, On the Statistics of Biased Tracers in the Effective Field Theory of Large Scale Structures, *JCAP* **09**, 029, arXiv:1503.08826 [astro-ph.CO].
- [15] Z. Vlah, M. White, and A. Aviles, A Lagrangian effective field theory, *JCAP* **09**, 014, arXiv:1506.05264 [astro-ph.CO].
- [16] T. Baldauf, M. Garny, P. Taule, and T. Steele, Two-loop bispectrum of large-scale structure, *Phys. Rev. D* **104**, 123551 (2021), arXiv:2110.13930 [astro-ph.CO].
- [17] A. G. Sanchez *et al.* (BOSS), The clustering of galaxies in the SDSS-III Baryon Oscillation Spectroscopic Survey: cosmological implications of the full shape of the clustering wedges in the data release 10 and 11 galaxy samples, *Mon. Not. Roy. Astron. Soc.* **440**, 2692 (2014), arXiv:1312.4854 [astro-ph.CO].
- [18] G. D'Amico, J. Gleyzes, N. Kokron, K. Markovic, L. Senatore, P. Zhang, F. Beutler, and H. Gil-Marín, The Cosmological Analysis of the SDSS/BOSS data from the Effective Field Theory of Large-Scale Structure, *JCAP* **05**, 005, arXiv:1909.05271 [astro-ph.CO].
- [19] M. M. Ivanov, M. Simonović, and M. Zaldarriaga, Cosmological Parameters and Neutrino Masses from the Final Planck and Full-Shape BOSS Data, *Phys. Rev. D* **101**, 083504 (2020), arXiv:1912.08208 [astro-ph.CO].
- [20] T. Colas, G. D'Amico, L. Senatore, P. Zhang, and F. Beutler, Efficient Cosmological Analysis of the SDSS/BOSS data from the Effective Field Theory of Large-Scale Structure, *JCAP* **06**, 001, arXiv:1909.07951 [astro-ph.CO].
- [21] S.-F. Chen, Z. Vlah, and M. White, A new analysis of galaxy 2-point functions in the BOSS survey, including full-shape information and post-reconstruction BAO, *JCAP* **02** (02), 008, arXiv:2110.05530 [astro-ph.CO].
- [22] F. Bernardreau, S. Colombi, E. Gaztanaga, and R. Scoccimarro, Large scale structure of the universe and cosmological perturbation theory, *Phys. Rept.* **367**, 1 (2002), arXiv:astro-ph/0112551.
- [23] S. Foreman, H. Perrier, and L. Senatore, Precision Comparison of the Power Spectrum in the EFTofLSS with Simulations, *JCAP* **05**, 027, arXiv:1507.05326 [astro-ph.CO].
- [24] T. Steele and T. Baldauf, Precise calibration of the one-loop bispectrum in the effective field theory of large scale structure, *Phys. Rev. D* **103**, 023520 (2021), arXiv:2009.01200 [astro-ph.CO].
- [25] T. Steele and T. Baldauf, Precise calibration of the one-loop trispectrum in the effective field theory of large scale structure, *Phys. Rev. D* **103**, 103518 (2021), arXiv:2101.10289 [astro-ph.CO].
- [26] T. Baldauf, M. Garny, P. Taule, and T. Steele, Two-loop bispectrum of large-scale structure, *Phys. Rev. D* **104**, 123551 (2021), arXiv:2110.13930 [astro-ph.CO].
- [27] M. Schmittfull, Z. Vlah, and P. McDonald, Fast large scale structure perturbation theory using one-dimensional fast Fourier transforms, *Phys. Rev. D* **93**, 103528 (2016), arXiv:1603.04405 [astro-ph.CO].
- [28] J. E. McEwen, X. Fang, C. M. Hirata, and J. A. Blazek, FAST-PT: a novel algorithm to calculate convolution integrals in cosmological perturbation theory, *JCAP* **09**, 015, arXiv:1603.04826 [astro-ph.CO].
- [29] M. Schmittfull and Z. Vlah, Reducing the two-loop large-scale structure power spectrum to low-dimensional, radial integrals, *Phys. Rev. D* **94**, 103530 (2016), arXiv:1609.00349 [astro-ph.CO].
- [30] M. Simonović, T. Baldauf, M. Zaldarriaga, J. J. Carrasco, and J. A. Kollmeier, Cosmological perturbation theory using the FFTLog: formalism and connection to QFT loop integrals, *JCAP* **04**, 030, arXiv:1708.08130 [astro-ph.CO].
- [31] C. Anastasiou, D. P. L. Bragança, L. Senatore, and H. Zheng, Efficiently evaluating loop integrals in the EFTofLSS using QFT integrals with massive propagators, *JHEP* **01**, 002, arXiv:2212.07421 [astro-ph.CO].
- [32] M. Garny and P. Taule, Two-loop power spectrum with full time- and scale-dependence and EFT corrections: impact of massive neutrinos and going beyond EdS, *JCAP* **09**, 054, arXiv:2205.11533 [astro-ph.CO].
- [33] P. Taule and M. Garny, The two-loop power spectrum in redshift space, *JCAP* **11**, 078, arXiv:2308.07379 [astro-ph.CO].
- [34] D. Blas, M. Garny, and T. Konstandin, Cosmological perturbation theory at three-loop order, *JCAP* **01**, 010, arXiv:1309.3308 [astro-ph.CO].
- [35] G. P. Lepage, A New Algorithm for Adaptive Multidimensional Integration, *J. Comput. Phys.* **27**, 192 (1978).
- [36] G. P. Lepage, Adaptive multidimensional integration: VEGAS enhanced, *J. Comput. Phys.* **439**, 110386 (2021), arXiv:2009.05112 [physics.comp-ph].
- [37] T. Hahn, CUBA: A Library for multidimensional numerical integration, *Comput. Phys. Commun.* **168**, 78 (2005), arXiv:hep-ph/0404043.
- [38] M. Cataneo, S. Foreman, and L. Senatore, Efficient exploration of cosmology dependence in the EFT of LSS, *J. Cosmology Astropart. Phys.* **2017**, 026 (2017), arXiv:1606.03633 [astro-ph.CO].
- [39] K. Osato, T. Nishimichi, A. Taruya, and F. Bernardeau, Perturbation theory challenge for cosmological parameters estimation. II. Matter power spectrum in redshift space, *Phys. Rev. D* **108**, 123541 (2023), arXiv:2305.01584 [astro-ph.CO].
- [40] K. Osato, T. Nishimichi, F. Bernardeau, and A. Taruya, Perturbation theory challenge for cosmological parameters estimation: Matter power spectrum in real space, *Phys. Rev. D* **99**, 063530 (2019), arXiv:1810.10104 [astro-ph.CO].
- [41] S. W. Skillman, M. S. Warren, M. J. Turk, R. H. Wechsler, D. E. Holz, and P. M. Sutter, Dark Sky Simulations: Early Data Release, arXiv e-prints , arXiv:1407.2600 (2014), arXiv:1407.2600 [astro-ph.CO].
- [42] A. Lewis, A. Challinor, and A. Lasenby, Efficient Computation of Cosmic Microwave Background Anisotropies in Closed Friedmann-Robertson-Walker Models, *ApJ* **538**, 473 (2000), arXiv:astro-ph/9911177 [astro-ph].
- [43] G. E. Fasshauer and M. J. McCourt, Stable evaluation of gaussian radial basis function interpolants, *SIAM Journal on Scientific Computing* **34**, A737 (2012), https://doi.org/10.1137/110824784.
- [44] H. Rubira and F. Schmidt, The renormalization group for large-scale structure: origin of galaxy stochasticity, *JCAP* **10**, 092, arXiv:2404.16929 [astro-ph.CO].

- [45] V. Desjacques, D. Jeong, and F. Schmidt, Large-Scale Galaxy Bias, *Phys. Rept.* **733**, 1 (2018), arXiv:1611.09787 [astro-ph.CO].
- [46] T. Baldauf, M. Mirbabayi, M. Simonović, and M. Zaldarriaga, Equivalence principle and the baryon acoustic peak, *Phys. Rev. D* **92**, 043514 (2015), arXiv:1504.04366 [astro-ph.CO].
- [47] Z. Vlah, U. Seljak, M. Yat Chu, and Y. Feng, Perturbation theory, effective field theory, and oscillations in the power spectrum, *J. Cosmology Astropart. Phys.* **2016**, 057 (2016), arXiv:1509.02120 [astro-ph.CO].
- [48] D. Blas, M. Garny, M. M. Ivanov, and S. Sibiryakov, Time-Sliced Perturbation Theory II: Baryon Acoustic Oscillations and Infrared Resummation, *JCAP* **07**, 028, arXiv:1605.02149 [astro-ph.CO].
- [49] D. J. Eisenstein and W. Hu, Power spectra for cold dark matter and its variants, *Astrophys. J.* **511**, 5 (1997), arXiv:astro-ph/9710252.
- [50] L. Senatore and M. Zaldarriaga, The IR-resummed Effective Field Theory of Large Scale Structures, *JCAP* **02**, 013, arXiv:1404.5954 [astro-ph.CO].
- [51] M. Schmittfull, M. Simonović, V. Assassi, and M. Zaldarriaga, Modeling Biased Tracers at the Field Level, *Phys. Rev. D* **100**, 043514 (2019), arXiv:1811.10640 [astro-ph.CO].
- [52] M. Fasiello, T. Fujita, and Z. Vlah, Perturbation theory of large scale structure in the Λ CDM Universe: Exact time evolution and the two-loop power spectrum, *Phys. Rev. D* **106**, 123504 (2022), arXiv:2205.10026 [astro-ph.CO].
- [53] R. Takahashi, M. Sato, T. Nishimichi, A. Taruya, and M. Oguri, Revising the HaloFit Model for the Nonlinear Matter Power Spectrum, *Astrophys. J.* **761**, 152 (2012), arXiv:1208.2701 [astro-ph.CO].
- [54] N. E. Chisari *et al.* (LSST Dark Energy Science), Core Cosmology Library: Precision Cosmological Predictions for LSST, *Astrophys. J. Suppl.* **242**, 2 (2019), arXiv:1812.05995 [astro-ph.CO].
- [55] D. Bertolini, K. Schutz, M. P. Solon, J. R. Walsh, and K. M. Zurek, Non-Gaussian covariance of the matter power spectrum in the effective field theory of large scale structure, *Phys. Rev. D* **93**, 123505 (2016), arXiv:1512.07630 [astro-ph.CO].
- [56] A. G. Adame *et al.* (DESI), DESI 2024 VII: cosmological constraints from the full-shape modeling of clustering measurements, *JCAP* **07**, 028, arXiv:2411.12022 [astro-ph.CO].
- [57] N. Schöneberg, The 2024 BBN baryon abundance update, *J. Cosmology Astropart. Phys.* **2024**, 006 (2024), arXiv:2401.15054 [astro-ph.CO].
- [58] D. Foreman-Mackey, D. W. Hogg, D. Lang, and J. Goodman, emcee: The MCMC Hammer, *PASP* **125**, 306 (2013), arXiv:1202.3665 [astro-ph.IM].
- [59] A. Eggemeier, N. Lee, R. Scoccimarro, B. Camacho-Quevedo, A. Pezzotta, M. Crocce, and A. G. Sánchez, Boosting galaxy clustering analyses with non-perturbative modelling of redshift-space distortions, arXiv e-prints, arXiv:2501.18597 (2025), arXiv:2501.18597 [astro-ph.CO].
- [60] M. Raveri and W. Hu, Concordance and discordance in cosmology, *Phys. Rev. D* **99**, 043506 (2019), arXiv:1806.04649 [astro-ph.CO].
- [61] H. Rubira and F. Schmidt, Galaxy bias renormalization group, *JCAP* **01**, 031, arXiv:2307.15031 [astro-ph.CO].
- [62] T. Bakx, M. Garny, H. Rubira, and Z. Vlah, Two-loop renormalization and running of galaxy bias (2025), arXiv:2507.13905 [astro-ph.CO].
- [63] F. J. Qu *et al.*, The Atacama Cosmology Telescope: A Measurement of the DR6 CMB Lensing Power Spectrum and Its Implications for Structure Growth, *ApJ* **962**, 112 (2024), arXiv:2304.05202 [astro-ph.CO].
- [64] M. S. Madhavacheril *et al.*, The Atacama Cosmology Telescope: DR6 Gravitational Lensing Map and Cosmological Parameters, *ApJ* **962**, 113 (2024), arXiv:2304.05203.
- [65] F. Ge *et al.* (SPT-3G), Cosmology from CMB lensing and delensed EE power spectra using 2019–2020 SPT-3G polarization data, *Phys. Rev. D* **111**, 083534 (2025), arXiv:2411.06000 [astro-ph.CO].
- [66] S. Chen *et al.*, Not all lensing is low: An analysis of DESI \times DES using the Lagrangian Effective Theory of LSS, arXiv e-prints, arXiv:2407.04795 (2024), arXiv:2407.04795 [astro-ph.CO].
- [67] P. McDonald and Z. Vlah, Large-scale structure perturbation theory without losing stream crossing, *Phys. Rev. D* **97**, 023508 (2018), arXiv:1709.02834 [astro-ph.CO].
- [68] M. Garny, D. Laxhuber, and R. Scoccimarro, Vlasov perturbation theory applied to λ cdm (2025), arXiv:2505.02907 [astro-ph.CO].
- [69] M. Garny, D. Laxhuber, and R. Scoccimarro, Perturbation theory with dispersion and higher cumulants: Framework and linear theory, *Phys. Rev. D* **107**, 063539 (2023), arXiv:2210.08088 [astro-ph.CO].
- [70] A. Eggemeier, R. Scoccimarro, and R. E. Smith, Bias Loop Corrections to the Galaxy Bispectrum, *Phys. Rev. D* **99**, 123514 (2019), arXiv:1812.03208 [astro-ph.CO].
- [71] F. Schmidt, Sigma-Eight at the Percent Level: The EFT Likelihood in Real Space, *JCAP* **04**, 032, arXiv:2009.14176 [astro-ph.CO].
- [72] Y. Donath, M. Lewandowski, and L. Senatore, Direct signatures of the formation time of galaxies, *Phys. Rev. D* **109**, 123510 (2024), arXiv:2307.11409 [astro-ph.CO].
- [73] T. Okumura, U. Seljak, and V. Desjacques, Distribution function approach to redshift space distortions, Part III: halos and galaxies, *JCAP* **11**, 014, arXiv:1206.4070 [astro-ph.CO].
- [74] Z. Vlah, U. Seljak, T. Okumura, and V. Desjacques, Distribution function approach to redshift space distortions. Part V: perturbation theory applied to dark matter halos, *JCAP* **10**, 053, arXiv:1308.6294 [astro-ph.CO].
- [75] G. D’Amico, L. Senatore, P. Zhang, and T. Nishimichi, Taming redshift-space distortion effects in the EFTofLSS and its application to data, *J. Cosmology Astropart. Phys.* **2024**, 037 (2024), arXiv:2110.00016 [astro-ph.CO].
- [76] M. M. Ivanov, O. H. E. Philcox, M. Simonović, M. Zaldarriaga, T. Nishimichi, and M. Takada, Cosmological constraints without nonlinear redshift-space distortions, *Phys. Rev. D* **105**, 043531 (2022), arXiv:2110.00006 [astro-ph.CO].
- [77] S.-F. Chen, Z. Vlah, and M. White, Consistent Modeling of Velocity Statistics and Redshift-Space Distortions in One-Loop Perturbation Theory, *JCAP* **07**, 062, arXiv:2005.00523 [astro-ph.CO].
- [78] M. Marcus, *Finite Dimensional Multilinear Algebra. Part I*, Lecture Notes in Pure and Applied Mathematics, Vol. 2 (Academic Press, New York, 1973).
- [79] B. Jain and E. Bertschinger, Selfsimilar evolution of cosmological density fluctuations, *Astrophys. J.* **456**, 43 (1996), arXiv:astro-ph/9503025.
- [80] J. J. M. Carrasco, S. Foreman, D. Green, and L. Senatore, The 2-loop matter power spectrum and the IR-safe integrand, *JCAP* **07**, 056, arXiv:1304.4946 [astro-ph.CO].

provides fast and easy peer review for new papers in the **astro-ph** section of the arXiv, making the reviewing process simpler for authors and referees alike. Learn more at <http://astro.theoj.org>.

This paper was built using the Open Journal of Astrophysics L^AT_EX template. The OJA is a journal which