

Video Color Grading via Look-Up Table Generation

Seunghyun Shin¹

Dongmin Shin²
¹GIST

Jisu Shin¹
²Yonsei University

Hae-Gon Jeon^{2†}
³Adobe Research

Joon-Young Lee^{3†}

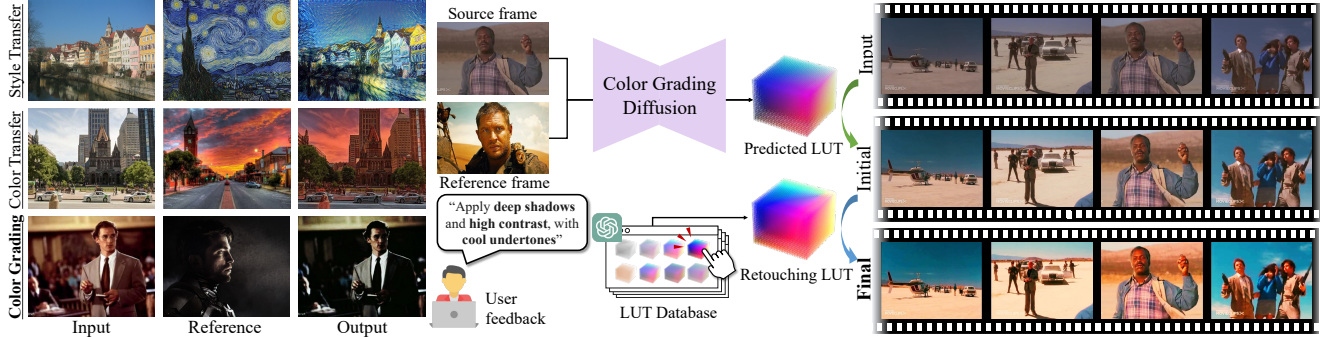


Figure 1. (Left) Difference between conventional style/color transfer and the color grading task. Conventional color/style transfer aims to match colors/textures of reference images with the input image, while video color grading captures the reference frame’s artistic intents. (Middle) An overview of the proposed framework for reference-based video color grading and user-preferred retouching via a text prompt. (Right) An example video clip from our video color grading framework based on the generated LUTs.

Abstract

Different from color correction and transfer, color grading involves adjusting colors for artistic or storytelling purposes in a video, which is used to establish a specific look or mood. However, due to the complexity of the process and the need for specialized editing skills, video color grading remains primarily the domain of professional colorists. In this paper, we present a reference-based video color grading framework. Our key idea is explicitly generating a look-up table (LUT) for color attribute alignment between reference scenes and input video via a diffusion model. As a training objective, we enforce that high-level features of the reference scenes like look, mood, and emotion should be similar to that of the input video. Our LUT-based approach allows for color grading without any loss of structural details in the whole video frames as well as achieving fast inference. We further build a pipeline to incorporate a user-preference via text prompts for low-level feature enhancement such as contrast and brightness, etc. Experimental results, including extensive user studies, demonstrate the effectiveness of our approach for video color grading. Codes are publicly available at <https://github.com/seunghyuns98/VideoColorGrading>.

1. Introduction

In the film “Parasite”, color grading is used to express class differences: the wealthy family’s home is rendered in warm,

vibrant tones, evoking a sense of comfort and wealth, while the poor family’s environment is rendered in cool, desaturated tones, emphasizing their hardship and separation from privilege [62]. Color grading aims to add depth and meaning to each scene, guiding the viewer’s perception and interpretation of a story. It is a post-production process for video editing in the film industry, and consists of adjusting color and contrast to serve a creative or stylistic choice. However, because color grading requires a blend of technical skills and artistic vision, including a deep understanding of color theory, visual storytelling, and mood setting, this process remains largely within the realm of professional colorists.

Until now, studies on color grading have been conducted in both computer vision and graphics fields. However, they define the color grading task as color distribution matching between input and reference images [6, 38, 54]. Unfortunately, these methods are insufficient for many practical purposes. Since color grading is a process of manipulating the colors in videos for artistic or stylistic reasons, it requires the transfer of high-level features, such as atmosphere, tone and vibe, beyond simply adjusting color distribution. In addition, users want to have various creative controls over the initial products.

In this paper, we propose a novel video color grading framework that allows users to generate aesthetically pleasing videos based on preferred references in Fig. 1. Our entire pipeline is inspired by the workflow of professional colorists. Their typical process involves selecting a key-frame and then adjusting the frame to mimic their subjective char-

[†]Corresponding Author

acteristics that entangle contrast, tone, style and mood in the image. They then apply these adjustments consistently to all frames, and finally make minor retouching adjustments to all frames to match their aesthetic preferences [26, 36].

Following this workflow, we begin by selecting one of input frames as a target frame that closely resembles a reference image with respect to scene configuration and appearance, based on CLIP [55] feature similarity. When using video reference, we similarly choose the best matching frame. We then extract high-level visual features to account for the subjective characteristics from the reference image. To do this, we train a Grading Style Extraction network (GS-Extractor). After that, we generate a look-up table (LUT) to transfer the color attributes to the input video.

To ensure strong generalization and diverse color representation, we explicitly generate a LUT via a diffusion model (named L-Diffuser). Once the LUT is generated, it is applied across all frames in the input video, achieving temporal consistency and fast adjustments without any artifact. As a last step of our framework, we facilitate additional edits to the initial color graded video by user’s text prompts, such as “increasing contrast” or “emphasizing red tones”.

We demonstrate the effectiveness of our pipeline, showing superior performance over relevant reference-based retouching methods in terms of both qualitative and quantitative evaluations. In addition, extensive user studies further validate our framework, capturing aesthetic qualities and subtle details that are challenging to measure solely through computational metrics.

2. Related Works

2.1. Reference-based Image Retouching

Photorealistic style transfer involves adapting the color characteristics of a reference image to a target image while preserving the target’s structural integrity and fine details, unlike style transfer [10, 12, 19, 21, 24, 29, 32, 33, 39, 41] that typically focuses on transferring both texture and color. Traditional methods [53, 54, 57, 71] achieve photorealistic style transfer by aligning statistics for low-level features, like the mean, variance or histogram of filter responses, between the reference and target images. Recently, deep learning frameworks have been used to capture complex color distributions and richer image content representations, enabling more detailed feature mapping between images [12, 13, 40, 47, 72]. For example, several studies [14, 42, 83] leverage wavelet-pooling to preserve high-frequency details while transferring low-frequency information using whitening and color transformation (WCT). To preserve structure information and enable fast style transfer, PhotoNAS [3] utilizes skip connections in multi-layers and adopts an iterative pruning to compress networks. Histo-GAN [2] utilizes a generative approach capa-

ble of transforming input distributions into target domains conditioned on given references. Specifically, it leverages the color histogram of a reference image as a conditioning vector to effectively align the input image’s color distribution with that of the reference. CAP-VSTNet [72] reduces a loss of structural details in the style transfer task by adopting reversible networks [4]. This network structure allows feature maps from earlier layers to be reconstructed from deeper layers where transfer operations are performed. However, the issue of maintaining content consistency in the output image has not yet been fully resolved, as the distribution matching in latent spaces often results in a loss of fine details from the original images.

2.2. Video Color Retouching

In the realm of video style transfer, where image style transfer methods are extended to videos, such as movie clips or temporally calibrated image sequences, a primary challenge lies in maintaining temporal coherence across frames while preserving stylized content details. Previous works [9, 18, 23, 31, 40, 61, 69, 74, 77] have addressed this issue by devising constraints to prevent severe color variations between frames and to mitigate flickering artifacts. These constraints typically involve designing loss terms for the temporal coherence between consecutive frames or coupling style and content features across the video sequence. Optical flow is often employed to warp stylized frames directly onto subsequent frames, enforcing inter-frame consistency [9, 23, 61, 77]. However, due to its inherent computational time complexity, some studies have tackled this issue at the feature level by applying linear transformations between content and style features, integrating self-attention mechanisms or using similarity loss for regularization during training [18, 40, 69, 74, 75]. For example, CCPL [75] extends photorealistic style transfer to video level by applying a contrastive loss between local patches of the adjacent frames to reduce temporal inconsistency. Recently, UniST [25] proposes a unified image-video joint learning framework for style transfer, which leverages mutual benefits between image and video domains. Nonetheless, they are still unsuitable for color grading because variations inevitably arise as they process each frame individually, which leads to the lower quality of the original video.

2.3. Deterministic Color Mapping

Deterministic color mapping is devised to avoid artifacts that often occur in the latent-space-based image retouching. A work in [28] predicts image-adaptive parameters of pre-defined filters to control brightness and contrast of input images. Works in [64, 76] generate bilateral grids to transfer colors or styles of reference images to input images in a spatial-aware manner. The other [35] utilizes MLP layers to transform input images for efficient color transfer.

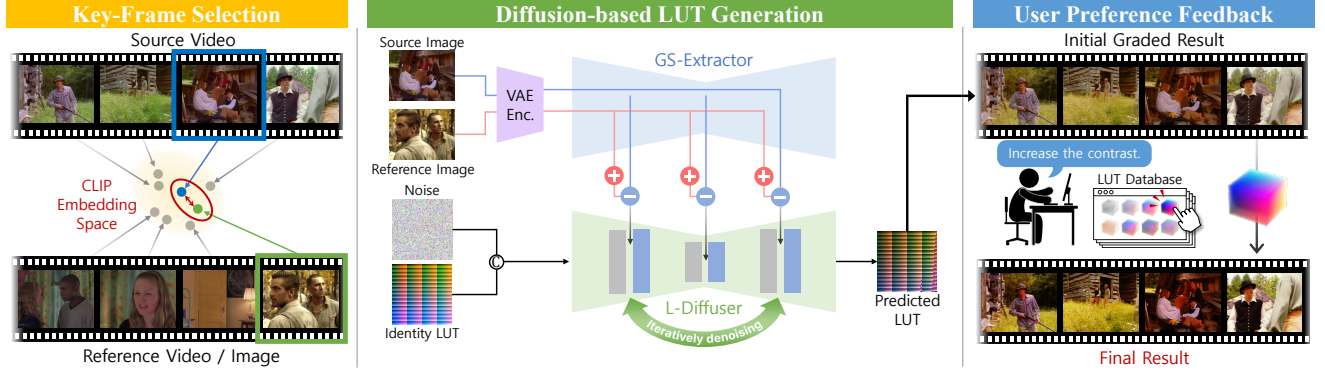


Figure 2. An overview of our video color grading framework: (1) key-frame selection; (2) LUT generation; (3) user preference feedback process via text prompts.

Meanwhile, LUT-based color adjustments have long been adopted due to their flexibility of color transformations in commercial products, like ‘Premiere Pro’ or ‘Photoshop’. Recently, image-adaptive LUT predictions have been widely studied for image enhancement and photorealistic style transfer [11, 15, 43, 44, 68, 81, 82, 84, 85] as well. Works in [68, 84] generate LUT bases and their weights, and some methods [68, 81, 85] focus on LUT bases compressions while retaining their strong mapping capability.

Obviously, LUT prediction has been applicable to color transfer tasks. NLUT [11] extends the concept of [85] to the color transfer task by generating LUTs based on a pair of input and reference images. AdaCM [43] predicts MLP layer values, which transforms an identity LUT into an output LUT for color transfer. Unfortunately, they are typically constrained to specific style domains and require fine-tuning for unseen styles. They also suffer from color distortion artifacts when following standard protocol which applies predicted LUTs to whole video frames. In addition, since they exploit LUTs as intermediate operators like implicit representations, the generated LUTs are primarily biased toward only colors of input and reference frames.

Compared to the previous works, our method explicitly learns generalized LUTs by conditioning on input and reference image features. This enables our LUTs to accurately map the high-level features between input and reference frames and to robustly account for color relationships of unseen frames. As a result, our method yields a series of artifact-free color graded frames, allowing us to produce videos with temporal consistency.

3. Method

In this section, we present a video color grading framework. The main challenge in this work is how to extract and transfer high-level features of either reference image or video, rather than simply color distribution, into an input video without any loss of visual contents. We begin by describing our dataset construction for video color grading in Sec. 3.1. We then introduce the proposed pipeline in Sec. 3.2. Lastly,

training details are provided in Sec. 3.3.

3.1. Dataset Construction

We create a new dataset because we could not find an established public benchmark for our video color grading task. We use the Condensed Movie Dataset [5], which consists of over 33,000 clips from 3,600 movies covering the salient parts of the films and has two-minutes running time for each clip on average. The rationale for selecting this dataset is that movies obviously contain professional color grading effects and are useful as high-quality references in this work. Furthermore, we collect 100 LUT bases which are selected as distinctive LUTs from the 400 LUTs of the Video Harmonization Dataset [46]. Since LUTs are able to ensure diverse outputs, it is flexible to edit videos with various characteristics. Either by directly applying or making new LUTs through interpolation and extrapolation, we can generate infinite number of LUTs and input-output pairs for training.

3.2. Network Architecture

The overall pipeline of the proposed method is illustrated in Fig. 2. We start with a key-frame selection which finds a frame pair from input and reference videos. This frame pair is used to guide a diffusion model to generate explicit LUTs for transferring high-level features from the reference to the input video. After applying LUTs across entire video frames, user can adjust the initial results with their preferences through text descriptions.

Key-Frame Selection Colorists tend to choose a reference style for video color grading in practice. The reference image or video has semantically similar scene configurations (i.e., subject, action, and angle of the shot) and high-level styles (i.e., atmosphere, emotion, and tone) that the user implicitly seeks. Based on this tendency, we utilize a pre-trained CLIP-Image encoder [55] to find the most semantically similar frame pair from input and reference video.

Let us assume the input and reference frames as $I_{1:M}$ and $I'_{1:N}$, respectively, where M and N mean the number of video frames. We find a key frame pair $(I_{\hat{m}}, I'_{\hat{n}})$ that

maximizes a cosine similarity as follows:

$$(\hat{m}, \hat{n}) = \operatorname{argmax}_{m,n} \frac{f_m \cdot f'_n}{\|f_m\| \|f'_n\|}, \quad f'_x = \text{CLIP}(I'_x), \quad (1)$$

where $m \in \{1, \dots, M\}$ and $n \in \{1, \dots, N\}$ denote frame indices in each video. We sample 1 frame per second since semantics remain stable across short intervals.

GS-Extractor Our LUT generation consists of two main components. First, we propose a module to extract high-level features from frames. We leverage ReferenceNet architecture [30] to utilize their effectiveness of extracting user-preferred features. ReferenceNet takes two different U-Nets, one for extracting features from a reference frame and the other for video generation which is conditioned by the features via spatial attention [8, 30, 80].

Similarly, we employ two distinct U-Nets which have identical structures: (1) *GS-Extractor*, which extracts subjective features from a reference frame; (2) image editor, which adjusts an input frame to align its subjective characteristics with those of the reference frame through a denoising process. In a training phase, we choose a frame for the input ($I_{\hat{m}}$) and the target ($I'_{\hat{n}}$) frame in a movie, and apply a LUT to one of them. A reference frame ($I'_{\hat{n}}$) is a different frame in the same movie. If the LUT is applied to the target frame, it is also used to the reference frame, so that they have the same color attributes and similar semantics. They are encoded into a compact latent representation [60]:

$$z_0^{\hat{m}} = \mathcal{E}(I_{\hat{m}}), \quad z_0^{\hat{n}} = \mathcal{E}(I'_{\hat{n}}), \quad z_0^{\hat{m}} = \mathcal{E}(I'_{\hat{m}}), \quad (2)$$

where \mathcal{E} is a variational auto-encoder (VAE) [20, 66]. The reference frame latent $z_0^{\hat{n}}$ is then fed into the GS Extractor to produce a feature $G(z_0^{\hat{n}})$. Motivated by diffusion models for image editing [7, 34], we use the feature from GS-Extractor as a conditioning vector to edit visual features of the input frame similar to that of the target frame.

The target frame latent $z_0^{\hat{m}}$ is diffused in K time-steps to produce noisy latent $z_K^{\hat{m}}$ which is together used as input of the denoising U-Net with the source latent. The objective function for the denoising network ϵ_θ is formulated as:

$$\ell = \mathbb{E}_{z_k^{\hat{m}}, z_0^{\hat{m}}, G(z_0^{\hat{n}}), \epsilon, k} \left[\|\epsilon - \epsilon_\theta(z_k^{\hat{m}}, z_0^{\hat{m}}, G(z_0^{\hat{n}}), k)\|_2^2 \right], \quad (3)$$

where $\|\cdot\|_2$ is the ℓ_2 distance and $k \in \{1, \dots, K\}$ is a diffusion step which is uniformly sampled during training.

L-Diffuser Due to the use of the compressed latent space, high-frequency details may be lost during encoding. We propose a LUT generation model, named L-Diffuser. Here, we replace the image editor, only used for training GS-Extractor to extract color attributes, with L-Diffuser.

We freeze GS-Extractor, and train L-Diffuser to generate LUTs from a random noise. Rather than directly creating LUTs, we train the model to produce variations from

an identity LUT, which maps (r, g, b) values to themselves. Let's denote a difference between a LUT and the identity LUT as $\Delta L \in \mathbb{R}^{16 \times 16 \times 16 \times 3}$. We can reshape it as $\Delta L' \in \mathbb{R}^{64 \times 64 \times 3}$ to match the dimensions with the image latent. After diffusing it for K time-steps, $\Delta L'_K$ is used as the model input. Furthermore, we concatenate it with the identity LUT (L^I) to make the basis of the LUT variations.

To introduce a conditioning vector into L-Diffuser, we obtain a gradient direction vector by subtracting the source feature from the reference one through GS-Extractor. It allows us to align high-level features of the input and the reference image. The conditional vector construction is formulated as:

$$C = G(z_0^{\hat{n}}) - G(z_0^{\hat{m}}). \quad (4)$$

Finally, the objective function is defined as:

$$\ell = \mathbb{E}_{\Delta L'_K, L^I, C, \epsilon, k} \left[\|\epsilon - \epsilon_\theta(\Delta L'_K, L^I, C, k)\|_2^2 \right]. \quad (5)$$

By adding the identity LUT to the output of L-Diffuser, we obtain LUTs that transform subjective characteristics from the reference to the input image. It is applied through entire video frames to achieve its temporal coherency.

User Preference Feedback As a final step, we build a simple yet useful procedure to reflect user's feedback for additional video retouching. In this procedure, users can give their feedback with text prompts. To do this, we designate a description for each LUT in our database. The description explains about potential outcomes when applying each LUT. We utilize GPT-4 [1] to initially generate the descriptions. Then, we manually verify and refine them to fix missing and wrongly labeled components. We embed these descriptions in vectors from the CLIP-Text encoder. When we receive an instruction from a user, we also embed it into a CLIP-Text space and calculate a cosine similarity based on the description vectors to find the best matching one.

3.3. Implementation Detail

To train our model, the input and reference frames are randomly selected from the training dataset. We divide LUTs with 90 and 10 LUTs for training and test, respectively. They are mixed through interpolation and extrapolation to generate new LUTs for the better robustness of the model. We initialize GS-Extractor with the pre-trained weights from Stable Diffusion [60] and L-Diffuser with Gaussian weights. The weights of the VAE-encoder, CLIP image and text encoder are all fixed. We build our video color grading pipeline using PyTorch [52], utilize the AdamW [45] optimizer with $\beta_1=0.9$ and $\beta_2=0.999$, and set a learning rate to $1e-5$. Experiments are conducted on 4 NVIDIA A100 GPUs. For training, frames are resized and center-cropped to a resolution of 512×512 . We train GS-Extractor for 110K steps with a batch size of 16 and 100K steps with a batch size of 64 for L-Diffuser. During inference, we use a DDIM sampler for 25 denoising steps.

Dataset	Method	WCT2 [83]	PhotoNas [3]	Deep Preset [28]	HistoGAN [2]	CCPL [75]	CAP-VST [72]	NLUT [11]	Ours
Condensed Movie	PSNR \uparrow	19.97	17.08	20.70	18.36	17.13	20.55	<u>21.41</u>	24.55
	SSIM \uparrow	0.7490	0.6515	0.7429	0.6891	0.6195	<u>0.7642</u>	0.7398	0.8445
	LPIPS \downarrow	<u>0.3026</u>	0.3936	0.3221	0.3595	0.3951	0.3034	0.3028	0.1457
	BRISQUE \downarrow	41.57	41.71	44.63	45.68	<u>40.40</u>	40.56	42.39	40.23
	Blur \downarrow	0.4207	0.4766	0.4893	0.4834	0.4297	0.4385	0.4134	<u>0.4183</u>
	Inference Time (s)	130.08	54.48	25.64	50.47	38.55	46.97	<u>21.24</u>	12.10
Adobe5k	PSNR \uparrow	14.83	14.67	15.99	15.20	15.81	16.33	<u>16.76</u>	18.78
	SSIM \uparrow	0.6622	0.6701	0.7590	0.6970	0.7016	<u>0.7855</u>	0.7298	0.7966
	LPIPS \downarrow	0.3814	0.4010	<u>0.2744</u>	0.3859	0.4560	0.3272	0.3915	0.2689
	BRISQUE \downarrow	27.97	23.98	28.19	41.27	29.75	16.08	21.03	<u>20.72</u>
	Blur \downarrow	0.3841	<u>0.3409</u>	0.3719	0.4269	0.3851	0.3586	0.3558	0.3360

Table 1. Quantitative results on our dataset and public Adobe5k dataset. (Best: **Bold**, Second best: Underline)

4. Experimental Results

We conduct extensive experiments to demonstrate the effectiveness of our method. First, we provide details of the experimental setup in Sec. 4.1. In Sec. 4.2, we explain the quantitative evaluation to numerically compare our method with state-of-the-art (SOTA) color/photorealistic style transfer methods. In Sec. 4.3, we analyze the proposed method with respect to the objective function and advantages of diffusion-based LUT generation. Moreover, we carry out an ablation study to validate the effectiveness of each component in our method in Sec. 4.4. Lastly, particularly considering the special nature of video color grading task, we conduct a comprehensive user study to evaluate the transfer of subjective characteristics which are hard to measure through numeral metrics in Sec. 4.5.

4.1. Experimental Setup

We perform a quantitative evaluation on our processed dataset. 10 LUTs are applied to a test split of Condensed Movie Dataset to generate Input/GT video pairs. Since the running time of the shortest video in the test split is 30 seconds, we conduct this experiment across 480 frames at 512×512 resolutions and select the last frame in the video as a reference frame. We further validate our method using the public Adobe5k dataset, which contains 5,000 input images and five retouched versions from professional photographers. We use the test split of input images as sources, and the corresponding retouched images from each expert’s set as targets, while randomly selecting reference images from the same expert’s set. We compare our method with representative photorealistic style transfer methods which are publicly available: WCT2 [83], PhotoNAS [3], Deep preset [28], HistoGAN [2], CCPL [75], CAP-VSTNet [72] and NLUT [11]. To ensure a fair comparison, we use the official resources provided by authors.

4.2. Quantitative Comparison

In this evaluation, we focus on measuring video quality both with and without its ground truth (GT). We use common quantitative metrics, PSNR, SSIM [70], and LPIPS [87]. To evaluate the quality of the video without reference, we use BRISQUE [48] and Blur Metric [16]. BRISQUE evaluates the degree of image distortion using a model trained on

pre-distorted images. Blur metric [16] calculates the intensity and variance of neighboring pixels by applying a low-pass filter. Here, we do not measure temporal loss based on optical flow. Although it is widely used to evaluate video temporal consistency in style transfer tasks [72, 75], inaccurate temporal correspondences from the estimated optical flow make the evaluation metric unreliable [79]. Additionally, we compare the average inference time for 480 frames required to process a single video for each method. For a fair comparison, our inference time includes the key-frame selection step. Since NLUT includes a test time fine-tuning process, it is also considered in the result.

In Tab. 1, our method outperforms the comparison methods across most of the metrics in both datasets. It shows that the output images and videos from our method accurately resemble the reference frame while preserving the content integrity of the original frame. Furthermore, the shortest inference time achieved by our method is one of the advantages to realize practical applications in the movie industry.

The comparative methods, despite their impressive color transfer results, show unsatisfactory results due to the following reasons: (1) since they focus on adjusting overall color distributions between the reference and input videos, they cannot account for subtle tonal adjustments compared to ours. (2) feature transformation methods [2, 3, 14, 72, 75] directly generate the outputs, which inevitably leads to the loss of structural details when aligning feature distributions on latent spaces. Deep-Preset often fails to alter the color style as it can only handle basic color adjustments. Meanwhile, NLUT leads to noticeable artifacts in frames with dissimilar color distributions.

4.3. Analysis

We first analyze the effectiveness of our explicit LUT generation. To do this, we modify our method to generate LUTs as implicit representation. Instead of minimizing a difference between input and output noise, we generate LUTs, apply them to input frames, and optimize the perceptual [87] or ℓ_2 distances between output and reference/GT frames. The other settings remain unchanged. Since the implicit representations of LUTs are primarily biased toward color information of input and reference frames, they show the distortion artifacts in sequential frames as shown



Figure 3. Comparison results of analysis. L_P and L_2 denote perceptual loss and ℓ_2 loss, respectively. (Please zoom-in)

Method	PSNR \uparrow	SSIM \uparrow	LPIPS \downarrow	BRISQUE \downarrow	Blur \downarrow
Ours w/ perceptual loss	20.87	0.7560	0.2666	43.38	0.4141
Ours w/ ℓ_2 Loss	<u>22.17</u>	<u>0.7857</u>	0.2773	44.10	0.4205
NLUT w/ Explicit LUT	13.97	0.5936	0.4679	41.02	0.4244
Ours + LUT Bases-based	20.50	0.7321	0.3562	46.12	0.4220
Ours + MLP-based	19.73	0.7219	0.4014	42.35	0.4344
Ours	24.55	0.8445	0.1457	40.23	0.4183

Table 2. Quantitative results of analysis.

in Fig. 3 and Tab. 2. Although ours with ℓ_2 distance yields consistent outputs in scenes with little variance, they suffer from the same artifacts in dynamic scenes.

Next, we validate the advantage of our diffusion-based explicit LUT generation. We optimize the previous LUT generation, NLUT, by directly computing ℓ_2 distance between output and GT LUTs. Additionally, we conduct experiments by replacing L-Diffuser with LUT bases-based [11]/MLP-based [43] LUT generations.

In Tab. 2, all of them yield unsatisfactory results. In particular, the explicit version of NLUT performs worse than its original one. The key reason is that the deterministic method either lacks generative power or is prone to overfitting to a specific training set. Furthermore, LUT bases-based methods cannot cover all possible color styles with a finite set of bases, requiring additional fine-tuning. Note that it is impossible in this experiment due to the absence of GT LUTs at inference time. The MLP-based method treats each color value independently, making it difficult to achieve smooth, globally-consistent transformations.

As well-known, diffusion-based approaches are able to capture intricate data distributions and produce high-fidelity outputs conditioned on specific inputs [60, 86]. Our method also leverages this capability to generate LUTs tailored to both diverse color attributes and semantic grading styles.

4.4. Ablation Study

We provide an ablation study to evaluate the functionality of each component in our method, GS-Extractor, L-Diffuser

Method	PSNR \uparrow	SSIM \uparrow	LPIPS \downarrow	BRISQUE \downarrow	Blur \downarrow
Histogram + L-Diffuser	18.52	0.6938	0.3877	41.96	0.4384
VGG + L-Diffuser	18.95	0.7149	0.3165	41.16	0.4329
Ours w/ Image Editor	18.05	0.6413	0.4053	53.39	0.5278
Random	23.63	0.8169	0.1638	42.63	0.4203
Resnext	<u>24.54</u>	0.8403	0.1439	42.21	0.4189
DinoV2	24.46	0.8486	<u>0.1442</u>	40.50	0.4189
Ours (CLIP)	24.55	<u>0.8445</u>	0.1457	40.23	0.4183

Table 3. Quantitative results of our ablation study.

and CLIP for the key-frame selection. To validate the ability of GS-Extractor to capture high-level color features, we compare it to the color histogram vector from HistoGAN [2] and the VGG model, both of which are commonly used in low-level color matching tasks. In this comparison, we replace GS-Extractor with them and use their features as conditioning inputs for L-Diffuser. Since each approach has a different feature dimensionality than our network, we include an additional MLP layer to adjust the feature dimensionality. We use the codes and pre-trained weights provided by the authors and fix these weights while training L-Diffuser and the MLP layer as described in Sec. 3.3.

As shown in Tab. 3, the non-reference video quality metrics for them are nearly as good as ours, probably because these methods also generate LUTs that help prevent structural loss of the original content. However, they perform suboptimally on other metrics. Both alternatives fail to accurately capture the color characteristics of the reference frame. Since color histograms are inherently limited to global and aggregated color information, they can only capture color distributions without contextual color relationships. The VGG features are relatively useful for representing scene textures or patterns rather than color features, as discussed in many previous studies [27, 58].

In addition, to validate the effectiveness of L-Diffuser in preserving structural information, we compare it to the image editor used to train GS-Extractor in Sec. 3.2. Since we already have the weights of the image editor, we use them

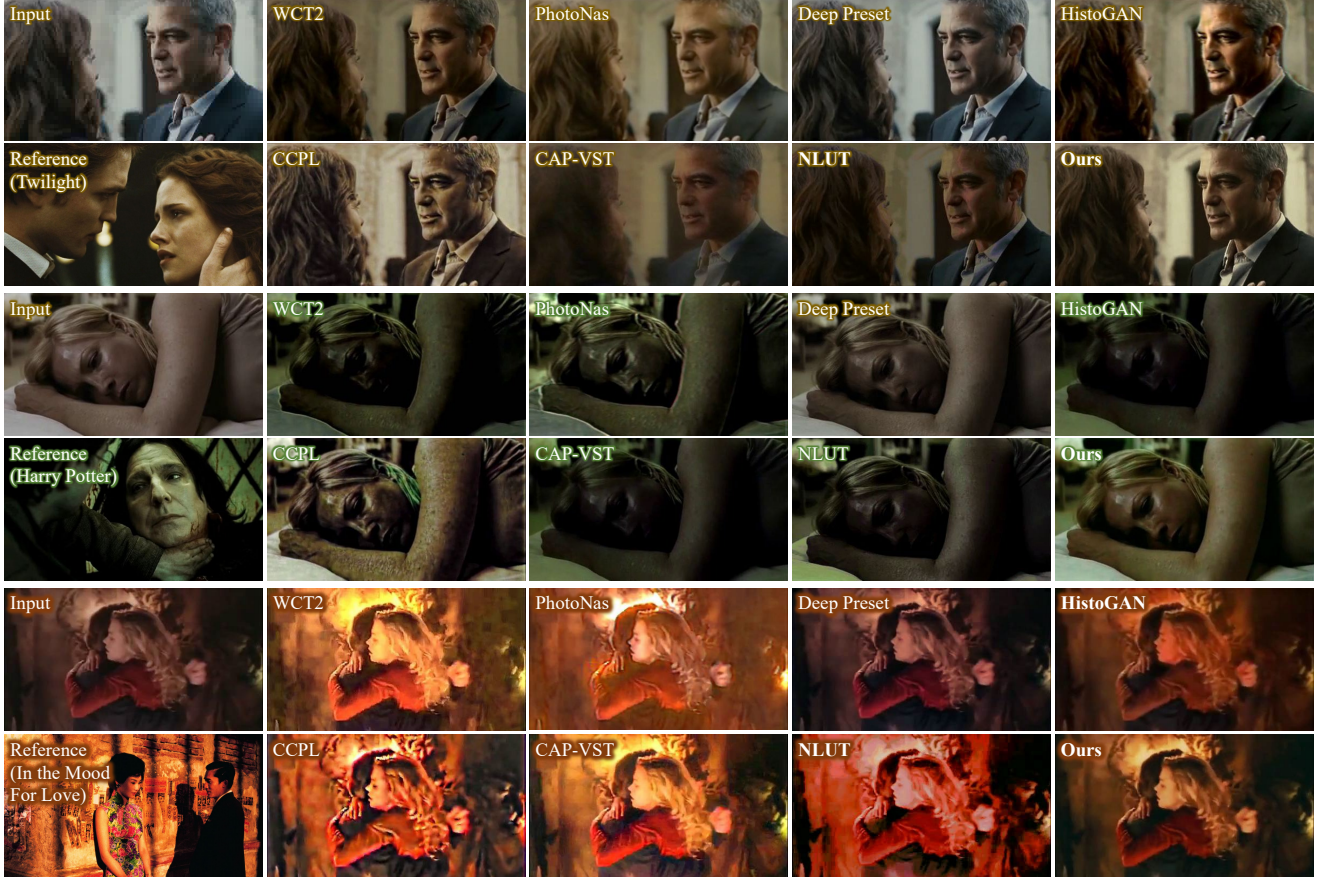


Figure 4. Example questionnaires for User Study 1, and outcomes from ours and the comparison methods

as fixed values while adding and training only the temporal blocks. Despite good color representation in the image editor, the final output shows blurry artifacts in high-frequency regions. This is because direct generation of video frames often suffers from structural loss caused by the compression-and-reconstruction processes in latent diffusion frameworks [60]. In contrast, our method preserves the original content by taking advantage of the generated LUT, achieving both color accuracy and structural fidelity.

Finally, we replace CLIP with other image embedding models [50, 78] for key-frame selection, following the same experimental setup in Sec. 4.1. In Tab. 3, the choice of image embedding model does not significantly impact on the performance. However, when key-frame pairs are selected randomly, the performance degrades considerably, highlighting the importance of the key-frame selection step. Additionally, CLIP features are used in the cross-attention module. Therefore, re-using them for the key-frame selection is a reasonable choice with respect to the overall computation reduction.

4.5. User Study

To examine video qualities and subtle details that are difficult to fully capture through numerical metrics, we conduct

an extensive user study via Amazon M-Turk [17] following prior works [51, 64]. Our study consists of two parts: (1) **Study 1**: Comparison with other methods; (2) **Study 2**: Validation of our pipeline. We conduct each study in separate groups because each group can influence the results of the other, which can lower the reliability of user studies. Each study has 15 questionnaires with 20 participants. The questionnaires are composed of 15 input videos from our movie test set and collect 15 reference frames from famous movies with their own iconic color grading effects [22]. When composing the input video for each reference frame, we impose a constraint that they must belong to the same genre. This is based on the best practice that users should at least use references from movies of the same genre when providing examples for color grading [59, 67]. In addition, considering that a lack of understanding the concept of color grading might affect the reliability of the study, we add a preliminary session to introduce the color grading. We summarize both technical and aesthetic purposes of video color grading. At the end of the session, we show some examples of movies to participants before and after colorists' work.

Study 1. This study is designed to compare our method with the comparison methods. Example questionnaires are shown in Fig. 4. The study consists of three different parts.

Method	Artifact ↓	Mood Matching ↑	Intent Matching ↑
WCT2	0.38	3.80 ± 1.35	3.62 ± 1.28
PhotoNas	0.33	3.43 ± 1.36	3.62 ± 1.39
Deep Preset	<u>0.17</u>	3.64 ± 1.53	3.53 ± 1.36
HistoGAN	0.57	3.43 ± 0.88	3.76 ± 0.78
CCPL	0.56	3.11 ± 0.95	3.27 ± 1.01
CAP-VST	0.42	3.63 ± 0.90	3.46 ± 0.97
NLUT	0.41	3.69 ± 0.93	3.66 ± 0.79
Ours	0.16	4.14 ± 1.06	3.97 ± 1.03

Table 4. Comparison results of User Study 1.

First, we compare the qualities of the output videos of each method. Users are asked to select all videos that have artifacts such as blur, color bleeding, etc. To eliminate potential violations, such as participants randomly choosing answers, we include some dummy choices in certain questions.

In the following part, participants are first asked to watch a reference frame for a given amount of time to *grasp* the mood, emotion, and intent of the colorist. They are then presented with a series of videos produced by ours and the comparison methods, and asked to rank each one based on how effectively it conveys what they believe to be the colorist’s mood, emotion, and intent. Participants rank the videos from 1 (most closely matching) to 8 (least closely matching), and these rankings are converted into scores in reciprocal order, ranging from 7 to 0.

In the final part of this study, we evaluate how well each model reflects the *true intent of the colorist* who retouches the reference frame. We collect analyses for reference frames from [22] and provide it to the participants as a description along with the reference frames. Similar to the previous part, they watch eight videos in random order and rate them based on how well they match the description.

The performance of each method is evaluated based on the selection rate in the first part and the participant scores in the remaining parts. As shown in Tab. 4, our approach achieves the most promising performance in all studies, supporting its ability to effectively transfer key mise-en-scène features such as emotion and mood, which are crucial factors in video color grading, while preserving the integrity of the original content.

Study 2. Next, we demonstrate the validity of our pipeline for incorporating user feedback in this study. Since real-time interaction with participants is challenging, we first generate 10 candidate prompts that users can select to modify the output videos accordingly. Participants first view the reference frame along with the input and output videos generated by our method. They are then presented with options for further modification, including the option of no further adjustment. Based on their choices, they then compare the original output videos with the further modified versions of their choices. For those who select an option other than “no further adjustment”, a scoring system is used where they rate from 1 (indicating the original video is better) to 5 (indicating the modified video is better). Examples of the



Figure 5. Examples of user feedback on initially graded image.

questionnaires used in this study are shown in Fig. 5.

The average score of the results is 3.64 with a standard deviation of 1.18. Since a score of 3 represents a balance between the original and modified videos, the higher score than 3 indicates that participants prefer the modified videos, even with limited modification choices. This result supports the effectiveness of our additional retouching feature.

5. Conclusion

We present a novel video color grading approach. Going beyond simple color distribution matching, we focus on color grading based on the mise-en-scène of a reference image/video and incorporating user feedback to fully accomplish the video color grading task. To do this, we explicitly predict a LUT with a diffusion model conditioned on the high-level feature differences between the input and reference frames. In addition, our framework allows the user to express their preferences through textual prompts. Extensive quantitative experiments and user studies show that our method outperforms existing approaches.

Limitations & Future Work There is still rooms for improvements. As shown in Fig. 3, our method produces consistent outputs even across different shots. However, for occurrence of scene changes, our current pipeline will face challenges. Its solution to such scenarios would be interesting directions as future work. We believe that this issue can be tackled by incorporating techniques like video scene segmentation [65, 73], where a unique LUT is generated for each scene segment. In addition, our framework does not support spatially-variant color grading, which transfers localized features based on semantic correlations between the reference and source images. We expect that incorporating semantic features [37, 56] or structure priors [49, 63] could be promising solutions to address this challenge.

Acknowledgment This work was supported by the National Research Foundation of Korea(NRF) grant funded by the Korea government(MSIT)(RS-2024-00338439), ‘Project for Science and Technology Opens the Future of the Region’ program through the INNOPOLIS FOUNDATION funded by Ministry of Science and ICT (Project Number: 2022-DD-UP-0312) and Information & Communications Technology Planning & Evaluation (IITP) grant funded by the Korea government(MSIT) (No.RS-2025-25441838, Development of a human foundation model for human-centric universal artificial intelligence and training of personnel).

References

- [1] Josh Achiam, Steven Adler, Sandhini Agarwal, Lama Ahmad, Ilge Akkaya, Florencia Leoni Aleman, Diogo Almeida, Janko Altmenschmidt, Sam Altman, Shyamal Anadkat, et al. Gpt-4 technical report. *arXiv preprint arXiv:2303.08774*, 2023. 4
- [2] Mahmoud Afifi, Marcus A Brubaker, and Michael S Brown. Histogan: Controlling colors of gan-generated and real images via color histograms. In *Proceedings of the IEEE/CVF Conference on Computer Vision and Pattern Recognition*, pages 7941–7950, 2021. 2, 5, 6
- [3] Jie An, Haoyi Xiong, Jun Huan, and Jiebo Luo. Ultrafast photorealistic style transfer via neural architecture search. In *Proceedings of the AAAI Conference on Artificial Intelligence*, pages 10443–10450, 2020. 2, 5
- [4] Jie An, Siyu Huang, Yibing Song, Dejing Dou, Wei Liu, and Jiebo Luo. Artflow: Unbiased image style transfer via reversible neural flows. In *Proceedings of the IEEE/CVF Conference on Computer Vision and Pattern Recognition*, pages 862–871, 2021. 2
- [5] Max Bain, Arsha Nagrani, Andrew Brown, and Andrew Zisserman. Condensed movies: Story based retrieval with contextual embeddings. In *Proceedings of the Asian Conference on Computer Vision*, 2020. 3
- [6] Nicolas Bonneel, Kalyan Sunkavalli, Sylvain Paris, and Hanspeter Pfister. Example-based video color grading. *ACM Trans. Graph.*, 32(4):39–1, 2013. 1
- [7] Tim Brooks, Aleksander Holynski, and Alexei A Efros. Instructpix2pix: Learning to follow image editing instructions. In *Proceedings of the IEEE/CVF Conference on Computer Vision and Pattern Recognition*, pages 18392–18402, 2023. 4
- [8] Di Chang, Yichun Shi, Quankai Gao, Jessica Fu, Hongyi Xu, Guoxian Song, Qing Yan, Xiao Yang, and Mohammad Soilemani. Magicedance: Realistic human dance video generation with motions & facial expressions transfer. *arXiv preprint arXiv:2311.12052*, 2023. 4
- [9] Dongdong Chen, Jing Liao, Lu Yuan, Nenghai Yu, and Gang Hua. Coherent online video style transfer. In *Proceedings of the IEEE International Conference on Computer Vision*, pages 1105–1114, 2017. 2
- [10] Dongdong Chen, Lu Yuan, Jing Liao, Nenghai Yu, and Gang Hua. Stylebank: An explicit representation for neural image style transfer. In *Proceedings of the IEEE conference on computer vision and pattern recognition*, pages 1897–1906, 2017. 2
- [11] Yaosen Chen, Han Yang, Yuexin Yang, Yuegen Liu, Wei Wang, Xuming Wen, and Chaoping Xie. Nlut: Neural-based 3d lookup tables for video photorealistic style transfer. *arXiv preprint arXiv:2303.09170*, 2023. 3, 5, 6
- [12] Jiabin Cheng, Ayush Jaiswal, Yue Wu, Pradeep Natarajan, and Prem Natarajan. Style-aware normalized loss for improving arbitrary style transfer. In *Proceedings of the IEEE/CVF Conference on Computer Vision and Pattern Recognition*, pages 134–143, 2021. 2
- [13] Tai-Yin Chiu and Danna Gurari. Pca-based knowledge distillation towards lightweight and content-style balanced photorealistic style transfer models. In *Proceedings of the IEEE/CVF conference on computer vision and pattern recognition*, pages 7844–7853, 2022. 2
- [14] Tai-Yin Chiu and Danna Gurari. Photowct2: Compact autoencoder for photorealistic style transfer resulting from blockwise training and skip connections of high-frequency residuals. In *Proceedings of the IEEE/CVF winter conference on applications of computer vision*, pages 2868–2877, 2022. 2, 5
- [15] Marcos V Conde, Javier Vazquez-Corral, Michael S Brown, and Radu Timofte. Nilut: Conditional neural implicit 3d lookup tables for image enhancement. In *Proceedings of the AAAI Conference on Artificial Intelligence*, pages 1371–1379, 2024. 3
- [16] Frederique Crete, Thierry Dolmiere, Patricia Ladret, and Marina Nicolas. The blur effect: perception and estimation with a new no-reference perceptual blur metric. In *Human vision and electronic imaging XII*, pages 196–206. SPIE, 2007. 5
- [17] Kevin Crowston. Amazon mechanical turk: A research tool for organizations and information systems scholars. In *Shaping the Future of ICT Research. Methods and Approaches: IFIP WG 8.2, Working Conference, Tampa, FL, USA, December 13-14, 2012. Proceedings*, pages 210–221. Springer, 2012. 7
- [18] Yingying Deng, Fan Tang, Weiming Dong, Haibin Huang, Chongyang Ma, and Changsheng Xu. Arbitrary video style transfer via multi-channel correlation. In *Proceedings of the AAAI Conference on Artificial Intelligence*, pages 1210–1217, 2021. 2
- [19] Yingying Deng, Fan Tang, Weiming Dong, Chongyang Ma, Xingjia Pan, Lei Wang, and Changsheng Xu. Stytr2: Image style transfer with transformers. In *Proceedings of the IEEE/CVF conference on computer vision and pattern recognition*, pages 11326–11336, 2022. 2
- [20] Max Welling Diederik P. Kingma. Auto-encoding variational bayes. In *The Twelfth International Conference on Learning Representations*, 2014. 4
- [21] Vincent Dumoulin, Jonathon Shlens, and Manjunath Kudlur. A learned representation for artistic style. *arXiv preprint arXiv:1610.07629*, 2016. 2
- [22] Filmworks. The 10 most iconic color grades in film. <https://filmworkz.com/the-10-most-iconic-color-grades-in-fi/>, 2024. 7, 8

- [23] Wei Gao, Yijun Li, Yihang Yin, and Ming-Hsuan Yang. Fast video multi-style transfer. In *Proceedings of the IEEE/CVF Winter Conference on Applications of Computer Vision*, pages 3222–3230, 2020. 2
- [24] Leon A Gatys, Alexander S Ecker, and Matthias Bethge. Image style transfer using convolutional neural networks. In *Proceedings of the IEEE conference on computer vision and pattern recognition*, pages 2414–2423, 2016. 2
- [25] Bohai Gu, Heng Fan, and Libo Zhang. Two birds, one stone: A unified framework for joint learning of image and video style transfers. In *Proceedings of the IEEE/CVF International Conference on Computer Vision*, pages 23545–23554, 2023. 2
- [26] Charles Haine. *Color Grading 101: Getting Started Color Grading for Editors, Cinematographers, Directors, and Aspiring Colorists*. Routledge, 2019. 2
- [27] Katherine Hermann, Ting Chen, and Simon Kornblith. The origins and prevalence of texture bias in convolutional neural networks. *Advances in Neural Information Processing Systems*, 33:19000–19015, 2020. 6
- [28] Man M Ho and Jinjia Zhou. Deep preset: Blending and re-touching photos with color style transfer. In *Proceedings of the IEEE/CVF Winter Conference on Applications of Computer Vision*, pages 2113–2121, 2021. 2, 5
- [29] Kibeom Hong, Seogkyu Jeon, Huan Yang, Jianlong Fu, and Hyeran Byun. Domain-aware universal style transfer. In *Proceedings of the IEEE/CVF International Conference on Computer Vision*, pages 14609–14617, 2021. 2
- [30] Li Hu. Animate anyone: Consistent and controllable image-to-video synthesis for character animation. In *Proceedings of the IEEE/CVF Conference on Computer Vision and Pattern Recognition*, pages 8153–8163, 2024. 4
- [31] Haozhi Huang, Hao Wang, Wenhan Luo, Lin Ma, Wenhao Jiang, Xiaolong Zhu, Zhifeng Li, and Wei Liu. Real-time neural style transfer for videos. In *Proceedings of the IEEE/CVF Conference on Computer Vision and Pattern Recognition*, pages 783–791, 2017. 2
- [32] Xun Huang and Serge Belongie. Arbitrary style transfer in real-time with adaptive instance normalization. In *Proceedings of the IEEE International Conference on Computer Vision*, pages 1501–1510, 2017. 2
- [33] Justin Johnson, Alexandre Alahi, and Li Fei-Fei. Perceptual losses for real-time style transfer and super-resolution. In *Computer Vision–ECCV 2016: 14th European Conference, Amsterdam, The Netherlands, October 11–14, 2016, Proceedings, Part II 14*, pages 694–711. Springer, 2016. 2
- [34] Bahjat Kawar, Shiran Zada, Oran Lang, Omer Tov, Huiwen Chang, Tali Dekel, Inbar Mosseri, and Michal Irani. Imagic: Text-based real image editing with diffusion models. In *Proceedings of the IEEE/CVF Conference on Computer Vision and Pattern Recognition*, 2023. 4
- [35] Zhanghan Ke, Yuhao Liu, Lei Zhu, Nanxuan Zhao, and Rynson WH Lau. Neural preset for color style transfer. In *Proceedings of the IEEE/CVF Conference on Computer Vision and Pattern Recognition*, pages 14173–14182, 2023. 2
- [36] Glenn Kennel. *Color and Mastering for Digital Cinema*. Routledge, 2006. 2
- [37] Alexander Kirillov, Eric Mintun, Nikhila Ravi, Hanzi Mao, Chloe Rolland, Laura Gustafson, Tete Xiao, Spencer Whitehead, Alexander C Berg, Wan-Yen Lo, et al. Segment anything. In *Proceedings of the IEEE/CVF International Conference on Computer Vision*, pages 4015–4026, 2023. 8
- [38] Dah-Jye Lee. Color space conversion for linear color grading. In *Intelligent Robots and Computer Vision XIX: Algorithms, Techniques, and Active Vision*, pages 358–366. SPIE, 2000. 1
- [39] Chuan Li and Michael Wand. Combining markov random fields and convolutional neural networks for image synthesis. In *Proceedings of the IEEE/CVF Conference on Computer Vision and Pattern Recognition*, pages 2479–2486, 2016. 2
- [40] Xueting Li, Sifei Liu, Jan Kautz, and Ming-Hsuan Yang. Learning linear transformations for fast image and video style transfer. In *Proceedings of the IEEE/CVF Conference on Computer Vision and Pattern Recognition*, pages 3809–3817, 2019. 2
- [41] Yijun Li, Chen Fang, Jimei Yang, Zhaowen Wang, Xin Lu, and Ming-Hsuan Yang. Diversified texture synthesis with feed-forward networks. In *Proceedings of the IEEE/CVF Conference on Computer Vision and Pattern Recognition*, pages 3920–3928, 2017. 2
- [42] Yijun Li, Ming-Yu Liu, Xueting Li, Ming-Hsuan Yang, and Jan Kautz. A closed-form solution to photorealistic image stylization. In *Proceedings of the European Conference on Computer Cision (ECCV)*, pages 453–468, 2018. 2
- [43] Tianwei Lin, Honglin Lin, Fu Li, Dongliang He, Wenhao Wu, Meiling Wang, Xin Li, and Yong Liu. Adacm: adaptive colormlp for real-time universal photo-realistic style transfer. In *Proceedings of the AAAI Conference on Artificial Intelligence*, pages 1613–1621, 2023. 3, 6
- [44] Chengxu Liu, Huan Yang, Jianlong Fu, and Xueming Qian. 4d lut: learnable context-aware 4d lookup table for image enhancement. *IEEE Transactions on Image Processing*, 32: 4742–4756, 2023. 3
- [45] I Loshchilov. Decoupled weight decay regularization. *arXiv preprint arXiv:1711.05101*, 2017. 4
- [46] Xinyuan Lu, Shengyuan Huang, Li Niu, Wenyan Cong, and Liqing Zhang. Deep video harmonization with color mapping consistency. *arXiv preprint arXiv:2205.00687*, 2022. 3
- [47] Fujun Luan, Sylvain Paris, Eli Shechtman, and Kavita Bala. Deep photo style transfer. In *Proceedings of the IEEE Conference on Computer Vision and Pattern Recognition*, pages 4990–4998, 2017. 2
- [48] Anish Mittal, Anush K Moorthy, and Alan C Bovik. Blind/referenceless image spatial quality evaluator. In *2011 conference record of the forty fifth asilomar conference on signals, systems and computers (ASILOMAR)*, pages 723–727. IEEE, 2011. 5
- [49] Kamyar Nazeri, Eric Ng, Tony Joseph, Faisal Z Qureshi, and Mehran Ebrahimi. Edgeconnect: Generative image inpainting with adversarial edge learning. *arXiv preprint arXiv:1901.00212*, 2019. 8
- [50] Maxime Oquab, Timothée Darcet, Théo Moutakanni, Huy Vo, Marc Szafraniec, Vasil Khalidov, Pierre Fernandez,

- Daniel Haziza, Francisco Massa, Alaaeldin El-Nouby, et al. Dinov2: Learning robust visual features without supervision. *arXiv preprint arXiv:2304.07193*, 2023. 7
- [51] Seonmi Park, Inhwan Bae, Seunghyun Shin, and Hae-Gon Jeon. Kinetic typography diffusion model. In *European Conference on Computer Vision*, pages 166–185. Springer, 2024. 7
- [52] Adam Paszke, Sam Gross, Francisco Massa, Adam Lerer, James Bradbury, Gregory Chanan, Trevor Killeen, Zeming Lin, Natalia Gimelshein, Luca Antiga, et al. Pytorch: An imperative style, high-performance deep learning library. In *Advances in Neural Information Processing Systems*, 2019. 4
- [53] Francois Pitie, Anil C Kokaram, and Rozenn Dahyot. N-dimensional probability density function transfer and its application to color transfer. In *Tenth IEEE International Conference on Computer Vision (ICCV'05) Volume 1*, pages 1434–1439. IEEE, 2005. 2
- [54] François Pitié, Anil C Kokaram, and Rozenn Dahyot. Automated colour grading using colour distribution transfer. *Computer Vision and Image Understanding*, 107(1-2):123–137, 2007. 1, 2
- [55] Alec Radford, Jong Wook Kim, Chris Hallacy, Aditya Ramesh, Gabriel Goh, Sandhini Agarwal, Girish Sastry, Amanda Askell, Pamela Mishkin, Jack Clark, et al. Learning transferable visual models from natural language supervision. In *International conference on machine learning*, pages 8748–8763. PMLR, 2021. 2, 3
- [56] Nikhila Ravi, Valentin Gabeur, Yuan-Ting Hu, Ronghang Hu, Chaitanya Ryali, Tengyu Ma, Haitham Khedr, Roman Rädle, Chloe Rolland, Laura Gustafson, et al. Sam 2: Segment anything in images and videos. *arXiv preprint arXiv:2408.00714*, 2024. 8
- [57] Erik Reinhard, Michael Adhikhmin, Bruce Gooch, and Peter Shirley. Color transfer between images. *IEEE Computer graphics and applications*, 21(5):34–41, 2001. 2
- [58] Samuel Ritter, David GT Barrett, Adam Santoro, and Matt M Botvinick. Cognitive psychology for deep neural networks: A shape bias case study. In *International Conference on Machine Learning*, pages 2940–2949. PMLR, 2017. 6
- [59] Justin Robinson. Color grading techniques in different film genres. <https://postprolist.com/article/color-grading-film-genres>, 2024. 7
- [60] Robin Rombach, Andreas Blattmann, Dominik Lorenz, Patrick Esser, and Björn Ommer. High-resolution image synthesis with latent diffusion models. In *Proceedings of the IEEE/CVF Conference on Computer Vision and Pattern Recognition*, pages 10684–10695, 2022. 4, 6, 7
- [61] Manuel Ruder, Alexey Dosovitskiy, and Thomas Brox. Artistic style transfer for videos and spherical images. *International Journal of Computer Vision*, 126(11):1199–1219, 2018. 2
- [62] Salik Waquas Shaw. Parasite cinematography analysis (in-depth). <https://colorculture.org/parasite-cinematography-analysis/>, 2024. 1
- [63] Jisu Shin, Seunghyun Shin, and Hae-Gon Jeon. Task-specific scene structure representations. In *Proceedings of the AAAI Conference on Artificial Intelligence*, pages 2272–2281, 2023. 8
- [64] Seunghyun Shin, Jisu Shin, Jihwan Bae, Inwook Shim, and Hae-Gon Jeon. Close imitation of expert retouching for black-and-white photography. In *Proceedings of the IEEE/CVF Conference on Computer Vision and Pattern Recognition*, pages 25037–25046, 2024. 2, 7
- [65] Jiawei Tan, Hongxing Wang, Jiaxin Li, Zhilong Ou, and Zhangbin Qian. Neighbor relations matter in video scene detection. In *Proceedings of the IEEE/CVF Conference on Computer Vision and Pattern Recognition*, pages 18473–18482, 2024. 8
- [66] Aaron Van Den Oord, Oriol Vinyals, et al. Neural discrete representation learning. *Advances in Neural Information Processing Systems*, 30, 2017. 4
- [67] Rayden Vebrianto and Jimmy Pratama. Exploratory study and analysis on color grading technique for horror short movie. *IJISTECH International Journal of Information System and Technology(IJISTECH)*, 6(5):603–612, 2023. 7
- [68] Tao Wang, Yong Li, Jingyang Peng, Yipeng Ma, Xian Wang, Fenglong Song, and Youliang Yan. Real-time image enhancer via learnable spatial-aware 3d lookup tables. In *Proceedings of the IEEE/CVF International Conference on Computer Vision*, pages 2471–2480, 2021. 3
- [69] Wenjing Wang, Shuai Yang, Jizheng Xu, and Jiaying Liu. Consistent video style transfer via relaxation and regularization. *IEEE Transactions on Image Processing*, 29:9125–9139, 2020. 2
- [70] Zhou Wang, Alan C Bovik, Hamid R Sheikh, and Eero P Simoncelli. Image quality assessment: from error visibility to structural similarity. *IEEE Transactions on Image Processing*, 13(4):600–612, 2004. 5
- [71] Tomihisa Welsh, Michael Ashikhmin, and Klaus Mueller. Transferring color to greyscale images. In *Proceedings of the 29th annual conference on Computer graphics and interactive techniques*, pages 277–280, 2002. 2
- [72] Linfeng Wen, Chengying Gao, and Changqing Zou. Capvstnet: content affinity preserved versatile style transfer. In *Proceedings of the IEEE/CVF Conference on Computer Vision and Pattern Recognition*, 2023. 2, 5
- [73] Haoqian Wu, Keyu Chen, Yanan Luo, Ruizhi Qiao, Bo Ren, Haozhe Liu, Weicheng Xie, and Linlin Shen. Scene consistency representation learning for video scene segmentation. In *Proceedings of the IEEE/CVF conference on computer vision and pattern recognition*, pages 14021–14030, 2022. 8
- [74] Xinxiao Wu and Jialu Chen. Preserving global and local temporal consistency for arbitrary video style transfer. In *Proceedings of the 28th ACM International Conference on Multimedia*, pages 1791–1799, 2020. 2
- [75] Zijie Wu, Zhen Zhu, Junping Du, and Xiang Bai. Ccpl: Contrastive coherence preserving loss for versatile style transfer. In *European Conference on Computer Vision*, pages 189–206. Springer, 2022. 2, 5
- [76] Xide Xia, Meng Zhang, Tianfan Xue, Zheng Sun, Hui Fang, Brian Kulis, and Jiawen Chen. Joint bilateral learning for real-time universal photorealistic style transfer. In *Proceedings of the IEEE/CVF International Conference on Computer Vision*, pages 327–342. Springer, 2020. 2

- [77] Xide Xia, Tianfan Xue, Wei-sheng Lai, Zheng Sun, Abby Chang, Brian Kulis, and Jiawen Chen. Real-time localized photorealistic video style transfer. In *Proceedings of the IEEE/CVF Winter Conference on Applications of Computer Vision*, pages 1089–1098, 2021. [2](#)
- [78] Saining Xie, Ross Girshick, Piotr Dollár, Zhuowen Tu, and Kaiming He. Aggregated residual transformations for deep neural networks. In *Proceedings of the IEEE conference on computer vision and pattern recognition*, pages 1492–1500, 2017. [7](#)
- [79] Jianjin Xu, Zheyang Xiong, and Xiaolin Hu. Frame difference-based temporal loss for video stylization. *arXiv preprint arXiv:2102.05822*, 2021. [5](#)
- [80] Zhongcong Xu, Jianfeng Zhang, Jun Hao Liew, Hanshu Yan, Jia-Wei Liu, Chenxu Zhang, Jiashi Feng, and Mike Zheng Shou. Magicanimate: Temporally consistent human image animation using diffusion model. In *Proceedings of the IEEE/CVF Conference on Computer Vision and Pattern Recognition*, pages 1481–1490, 2024. [4](#)
- [81] Canqian Yang, Meiguang Jin, Xu Jia, Yi Xu, and Ying Chen. Adaint: Learning adaptive intervals for 3d lookup tables on real-time image enhancement. In *Proceedings of the IEEE/CVF Conference on Computer Vision and Pattern Recognition*, pages 17522–17531, 2022. [3](#)
- [82] Canqian Yang, Meiguang Jin, Yi Xu, Rui Zhang, Ying Chen, and Huaida Liu. Seplut: Separable image-adaptive lookup tables for real-time image enhancement. In *European Conference on Computer Vision*, pages 201–217. Springer, 2022. [3](#)
- [83] Jaejun Yoo, Youngjung Uh, Sanghyuk Chun, Byeongkyu Kang, and Jung-Woo Ha. Photorealistic style transfer via wavelet transforms. In *Proceedings of the IEEE/CVF International Conference on Computer Vision*, pages 9036–9045, 2019. [2](#), [5](#)
- [84] Hui Zeng, Jianrui Cai, Lida Li, Zisheng Cao, and Lei Zhang. Learning image-adaptive 3d lookup tables for high performance photo enhancement in real-time. *IEEE Transactions on Pattern Analysis and Machine Intelligence*, 44(4):2058–2073, 2020. [3](#)
- [85] Fengyi Zhang, Hui Zeng, Tianjun Zhang, and Lin Zhang. Clut-net: Learning adaptively compressed representations of 3dluts for lightweight image enhancement. In *Proceedings of the 30th ACM International Conference on Multimedia*, pages 6493–6501, 2022. [3](#)
- [86] Lvmin Zhang, Anyi Rao, and Maneesh Agrawala. Adding conditional control to text-to-image diffusion models. In *Proceedings of the IEEE/CVF International Conference on Computer Vision*, pages 3836–3847, 2023. [6](#)
- [87] Richard Zhang, Phillip Isola, Alexei A Efros, Eli Shechtman, and Oliver Wang. The unreasonable effectiveness of deep features as a perceptual metric. In *Proceedings of the IEEE/CVF Conference on Computer Vision and Pattern Recognition*, pages 586–595, 2018. [5](#)