

Managing Power Gaps as a Topic of Pair Programming Skill: A Grounded Theory

Linus Ververs
linus.ververs@fu-berlin.de
Freie Universität Berlin
Germany

Lutz Prechelt
prechelt@inf.fu-berlin.de
Freie Universität Berlin
Germany

ABSTRACT

Context: Pair Programming as a work mode is used (occasionally or frequently) throughout professional software development.

Objective: Understand what power-related phenomena occur in pair programming as it is used in industry; give advice to practitioners on how to do better pair programming.

Method: Analyze 22 industrial pair programming sessions using Grounded Theory Methodology. Formulate a Grounded Theory on power-related behaviors. Run a survey with 292 participants about that theory. Use it to demonstrate that the phenomena are common.

Results: Our theory describes the phenomenon of *Power Gap*: a perceived difference in participation opportunities. The theory shows the behaviors that create a *Power Gap* or result from it. *Power Gaps* tend to damage knowledge transfer, code quality, and process efficiency. The survey results show that all concepts from our theory are frequent in practice. They also provide more grounding for concepts that are observable only indirectly.

Conclusions: It is a valuable component of pair programming skill to be able to avoid *Power Gaps*. Specifically, pair partners need to avoid *Hierarchical Behavior* (which tends to create or increase a *Power Gap*) and should perform enough *Equalizing Behavior* (which prevents or reduces a *Power Gap*).

CCS CONCEPTS

• **Software and its engineering** → **Programming teams; Agile software development.**

KEYWORDS

Pair Programming, Agile Software Development, Process Efficiency, Mixed-Method-Study, Grounded Theory Methodology, Survey

ACM Reference Format:

Linus Ververs and Lutz Prechelt. 2025. Managing Power Gaps as a Topic of Pair Programming Skill: A Grounded Theory. In *Proceedings of XXX (Preprint)*. ACM, New York, NY, USA, 11 pages. <https://doi.org/XXXXXXX.XXXXXXX>

Permission to make digital or hard copies of all or part of this work for personal or classroom use is granted without fee provided that copies are not made or distributed for profit or commercial advantage and that copies bear this notice and the full citation on the first page. Copyrights for components of this work owned by others than the author(s) must be honored. Abstracting with credit is permitted. To copy otherwise, or republish, to post on servers or to redistribute to lists, requires prior specific permission and/or a fee. Request permissions from permissions@acm.org.
Preprint, XXX, XXX

© 2025 Copyright held by the owner/author(s). Publication rights licensed to ACM.
ACM ISBN XXX-X-XXXX-XXXX-X/XXXX/XX...\$15.00
<https://doi.org/XXXXXXX.XXXXXXX>

1 INTRODUCTION

“In pair programming, two programmers jointly produce one artifact (design, algorithm, code)” [14]. We are concerned here with pair programming (PP) as a work mode, whether PP is also used regularly (as a practice in the sense of eXtreme Programming [2]) or not [17, Section 2.3].

Previous quantitative work on PP [1, 6] failed to produce a thorough understanding of its effects, so we build upon previous qualitative work [7–10, 17–19, 21] and aim at extending the understanding of the inner workings of PP. Those previous works, based on videos of industrial PP sessions, have produced an understanding of how knowledge transfer works and of the overall session dynamics of a PP session. In particular, they have identified elements of a PP-specific skill (or PP skill for short) around knowledge transfer, Togetherness, and Expediency [18, 21]. Such information is useful for practitioners for improving how they work. We thus aim at finding further elements of PP skill.

Research Interest: We will investigate decision processes, the second pervasive phenomenon in PP besides knowledge transfer. In particular, we had previously noticed that in some sessions one partner appeared to be very dominant. We thus decided to make dominance and subordination the focus of our attention.

Research Contribution: We describe the *Power Gap* as a problematic phenomenon in PP (Section 4.1) and identify two behaviors that are strongly connected to it: *Hierarchical Behavior* (Section 4.3) promotes *Power Gaps*, *Equalizing Behavior* (Section 4.4) reduces them. Avoiding the former while encouraging the latter are elements of PP skill that can be learned. We contextualize these concepts with 10 others in a Grounded Theory (GT) (see Figure 12 in Section 4.8 for an overview).

Methods Used: Our main research method is Grounded Theory Methodology applied to audio/video recordings of real industrial PP sessions. Some of the concepts in our GT, in particular the *Power Gap* itself, are observable only indirectly (see Section 3.2). Therefore, to strengthen our evidence, we complemented the direct observation with a survey that asked industrial PP practitioners about facets of the concepts they might have encountered (see Section 3.3).

Article Structure: After discussing related work (Section 2), we describe the research methods (Section 3). We present our results in sections 4.1 to 4.7 by defining our concepts, grounding them with examples from PP sessions, and reporting our survey results. This culminates in the description of our *Grounded Theory of Power Gaps in Pair Programming* (Section 4.8). We briefly discuss limitations (Section 5), then conclude (Section 6).

2 RELATED WORK

Zieris analyzed many aspects of knowledge transfer in PP, also via Grounded Theory Methodology [17–19, 21]. We use many of his concepts, in particular the *Togetherness* concept: “[Togetherness] is the degree to which the pair members are able to fully understand each other’s activities, including all intentions and meanings associated by the respective speaker or actor” [17, Section 6.4].

Zieris & Prechelt proposed the concept of PP skill and argue “that one reason for the high results variance [of controlled experiments on PP] lies in ignoring pair programming skill (as opposed to technical software development skill) as a factor” [18]. In their publication they focus on knowledge transfer skill as a subset of PP skill. They later follow up with “two elements of that skill that are independent from software development skills: Maintaining Togetherness and keeping an eye on Expediency” [21].

Ververs et al.[13] defined the Student and Teacher roles in PP by building upon Salinger et al.’s framework for role definition[9]. They analyzed 17 industrial PP sessions from the PP-ind repository [20] and 6 interviews with practitioners using Grounded Theory Methodology and formulated the “Grounded Theory on the Vicious Cycle of Defensive Behavior”, which is centered around the *Power Gap*. They explained the negative impact of *Defensive Behavior* on *Togetherness* and we will discuss this as well in Section 4.5. We heavily build upon their work and use sessions from the same repository of PP recordings. We reuse, expand, or modify several of their concepts. In particular, we modify their definitions of *Power Gap* and *Hierarchical Behavior* and split their concept of *Defensive Behavior* in two. We discuss the later in Section 4.5.

Plonka et al. studied disengagement in PP by analyzing 21 industrial PP sessions [7]. They identified social pressure as one of five reasons for disengagement where novice developers who had “less knowledge to solve the task at hand [...] were disengaged during the PP sessions; they avoided driving and they stopped asking and replying to questions.” Through interviews with the developers they found that “less experienced developers can be worried about slowing their partners down or that they may look stupid.” Besides acceptable disengagement for example where the pair was “solving a simple task that does not require input from both developers”, Plonka et al. also identified developers dropping out of the session as a result of social pressure and time pressure. They found it harmful, as the developers were “not able to follow their partner’s explanations or activities” which “undermines knowledge transfer”. We will later discuss this as *Disengaging Behavior* in Section 4.4.

Begel & Nagappan surveyed 487 developers on PP at Microsoft [3]. They found that good PP teams should have “compatible personalities”, and “no ego”. We will discuss both these factors later in Section 4.7.

Hannay et al. conducted a meta-analysis of controlled experiments on the effects of PP vs solo programming [6]. We argue that such experiments are inherently flawed as they can’t take the knowledge transfer into account, neither as an input variable (a process property: how much have partners exchanged knowledge to solve their current task) nor as an output variable (a process result: how much have partners learned as a by-product of solving the task). Nevertheless we will discuss their results briefly in Section 4.2 to argue why *Process Agency* impacts the *Quality*.

3 METHOD

3.1 Grounded Theory Methodology

We use Grounded Theory Methodology based on Strauss & Corbin [11]. Our analysis is based on 22 PP sessions that are part of the PP-ind dataset [20]. They consist of a screen recording and an audio and video recording of the developers. We analyzed sessions AA1, CA1–5, DA1–6, JA1–6, and PA1–4. The majority of our grounded theory we present here is based on episodes taken from sessions AA1, CA1, CA2, DA2, DA4, and PA3, as these were the sessions where our core concept, the *Power Gap* was most pronounced. The first letter of these session names designates a company. The pair members within all our recordings from that company share that letter and are numbered consecutively. E.g. session DA4 has members D5 and D6.

3.2 Adding a Survey for Better Grounding

The central concept uncovered in our analysis is the *Power Gap*, defined as a perceived difference in the hierarchical status between the partners. (see Section 4.3). This concept is subjective and can not be observed directly. Rather, it has to be deduced indirectly based on the developers’ behaviors. Grounding such a concept based on only observational data is questionable. We therefore needed a different source of information (addressing emotions, thoughts, and feelings of the developers) for proper grounding of our core concept. Two possibilities come to mind: interviews (as used by [13]) or a survey. We decided on a survey because we wanted to quantify the occurrence of various concepts from our theory in industrial practice.

3.3 The Survey

Our survey consists of 5 parts. Part 1: professional experience of the developers. Part 2: amount of their PP experience. Part 3: 30 statements on emotions and behaviors that can happen during PP. Participants rate (on a 7-point scale from ‘never’ to ‘always’) how often they experienced these in the last six months. Part 4 had 21 conditional statements (“If X happens, I feel Y”) on the same scale. These were to be answered only if the respondent had actually experienced situation X in the past six months, not hypothetically. These help evaluate the concept relationships in our theory. Part 5 was demographic data.

We recruited by contacting our personal network and posting the survey on social media (LinkedIn and Reddit). Participation was anonymous, so we do not know which method generated how many participants. About 80% of our participants work in Germany.

292 people started and 105 submitted the survey. We excluded several categories of participants: Those who didn’t answer our questions on professional experience in software development and PP; those without professional experience in the last 6 months; those with no PP experience in the last 6 months. We also excluded 7 suspicious participants who always checked the rightmost or leftmost box, etc.

We ended up with two data sets. Set 1 contains 92 answers from participants who answered all of our questions. Set 2 also contains 119 answers from participants who answered at least a significant portion (they answered at least the third part of our survey) of the

survey, but for whom some demographic information is missing. In the analysis, we prefer Set 2, but use Set 1 where Set 2 is not sufficient.

All survey-related data are available here¹. It contains the raw data, a printed version of the survey containing all questions, the analysis script, and the results.

4 RESULTS

The research process towards our core concept *Power Gap* was quick, because *Power Gap* is semantically close to our initial research interest concerning dominance and subordination. Most of the work concerned recognizing and delineating the numerous surrounding concepts.

Our research culminates in a Grounded Theory. We describe it in Section 4.8. In the sections 4.1 to 4.7 that lead up to our Grounded Theory, we define our concepts and provide grounding for them. We also explain and provide grounding for each relationship between any two concepts. We name these relationships **A1**, **A2**, **A3**, ... These identifiers are hyperlinks into the verbal description of our Grounded Theory in Section 4.8. The following section can be read in two ways: Bottom-up, starting with Section 4.1, or top-down, starting with Section 4.8.

4.1 The Power Gap

A *Power Gap* is the perception by one partner of the pair that the opportunities for participating in the pair process are not distributed equally. We call the partner with fewer perceived opportunities *subordinate*, the other *dominant*. The *Power Gap* is subjective, not directly visible for observers such as us, which means we cannot ground this concept directly. Rather, we look out for its effects, namely how a *Power Gap* is suggested by different *Process Agency* of the partners (Section 4.2), to *Defensive Behavior* (Section 4.5), or *Disengaging Behavior* (Section 4.6).

Power Gaps are not static; they may change over time. Sometimes, both partners can perceive themselves to be at the lower end of a *Power Gap*. *Power Gaps* are common; see Figure 1. 49% felt of our survey respondents felt they were at least sometimes the ones being in full control, i.e., on the upper side of a *Power Gap*. 29% felt at least sometimes on the lower side.

4.2 Process Agency

Process Agency is an observable concept. It describes how much influence a developer exerts on decisions.

We classify each decision individually and characterize it by looking at the pair’s decision-making process. This process can be *Shared* if both developers influence the decision in a meaningful way or *One-sided* otherwise, which is the relevant case for us.

A developer can influence a decision by proposing, disagreeing, challenging, and amending (a proposal), or by adding knowledge in the form of hypotheses and findings. We conceptualize such elementary behaviors using Salinger & Prechelt’s Base Layer for Pair Programming [8].

One-sided Decisions occur in two different forms, depending on whether the partner controlling the decision-making is PP driver (controlling computer input) or observer (not controlling computer

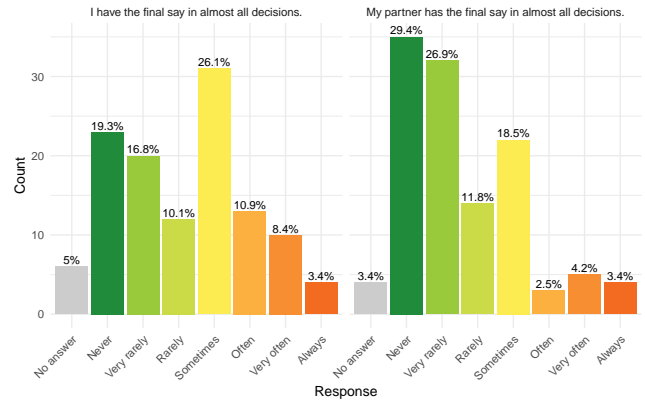


Figure 1: How often partners feel in control of decision making. These are two of the 30 items from part 3 of our survey in which participants rated how frequently they experienced specific thoughts, behaviors, or interpersonal dynamics during PP within the past six months. Besides the 7-point scale shown there was a “No answer” option. Each subplot represents one survey item; values reflect the percentage of participants selecting each response category ($N = 119$).

input). If the driver controls decision-making, we call the behavior *Solo-Driving*:

Example 1: DA4 - Solo-Driving

D5 & D6 are fixing a bug in a compare function of a class C that contains a list of other objects. Currently, two different C objects that hold the same list are considered equal, which is unintended behavior. This example starts with D6 proposing to convert the lists to arrays.

D6: “But if we have an array, if we use an array, then the list’s equals won’t be used. Let’s just try that real quick.”

D5: “Yeah, fine by me. Let’s do it.” [...] ²

D6: “<Starts to edit the code by changing the class of the objects they use from list to array.> I’m just going to shamelessly write all of this down, okay?” <propose_strategy> <propose_Solo-Driving>

D5: “Mhm.” <agree_strategy>

D6: “To (...) <Converts an existing list object to array by writing toArray().> I’ll get the ArrayList here.” <propose_design>

D5: “Mhm.” <agree_design>

D6: “Apply to Array. And convert this variable here to... <adds to Array.>” <propose_design>

[D6 continues to verbalize his thinking and actions while he further alters the methods and runs the application to test it.]

D6 drives all decisions alone, up to editing the code before verbalizing a proposal. D6 even proposed *Solo-Driving* by saying: “I’m just going to shamelessly write all of this down, okay?”

Note that we annotate concepts (such as <propose_strategy> etc.) only where needed for our discussion. There are many more such concept annotations in our actual research data.

If the driver is only implementing the proposals by the observer and those proposals are *low-level*, i.e., highly detailed and specific, we call the behavior *Backseat-Driving*:

¹<https://figshare.com/s/ad1c6c9a25874e435f8a>

²We use this notation if dialogue has been omitted here to shorten the example.

Example 2: DA5 - Backseat-Driving

D2 and D8 just started to expand an existing test case. D8 is in control of the keyboard.

D8: “For... <*Writes a for-loop.*> So, I’m going through it once, and if I find one — what do I do with it?” <propose_design>

D2: “It should already have found exactly one.” <disagree_design>

D8: “Oh right. <*Deletes for-loop.*> [...]”

D8: “Then I say Assert?” <propose_design> <follow-up_inference>

D2: “Exactly.” <agree_design> [...]

D8: “<*Writes Assert with a dot. The IDE shows different Assert-functions.*>”

D2: “assertEquals.” <propose_design> <low-level>

D8: “<*Selects assertEquals. This function requires a ‘boolean expected’ and a ‘boolean actual’.*> Boolean expected?” <ask_design>

D2: “True.” <propose_design> <low-level>

D8: “And is it supposed to be a Boolean here? No.” <ask_design>

D2: “activities.size equals 1.” [...] <propose_design> <low-level>

D8: “Okay, we’ve got that now. Let’s move on.” <propose_strategy>

D2: “We can test it first if you want.” <challenge_strategy>

[D2 continues to guide D8 through the IDE to set a breakpoint and run the test case.]

Although D8 proposes to use assert here, we don’t count it as a proposal that influences the decision-making, as it is the obvious next step (*follow-up_inference*). As all other proposals that influence the episode (and are not immediately discarded) stem from D2 and are *low-level*, the whole decision-making episode is *Backseat-Driving*.

We defined a *Shared Decision* by both developers contributing in a meaningful way. But what does “meaningful” mean? We take all utterances and actions of one partner during a decision-making episode together and ask: “Would the other developer be able to reach a similar conclusion in a similar time without these utterances?” If the answer is no, we call it a *Shared Decision*. If the answer is yes, but both partners still had some influence, we cannot decide between a *Shared* vs a *One-sided Decision*. As most decisions in PP are small, often only a proposal followed by an agreement, *One-sided Decisions* are normal in PP and usually unproblematic.

Only if multiple decisions in short succession are *One-sided Decisions* and are led by the same developer, we characterize the whole stretch as *Unbalanced Process Agency*. *Unbalanced Process Agency* can last for only a minute or for a large part of a session. We use *Unbalanced Process Agency* as a strong indicator for a likely *Power Gap*. As *One-sided Decisions* are so common, the converse, *Balanced Process Agency*, is hardly a useful concept.

As can be seen in Figure 2, we asked six different questions aiming at effects of *Unbalanced Process Agency*. For each, a majority of respondents said they encounter that effect some of the time. Taken together, less than 3% never had any.

We say partner A has a *Knowledge Gap* with respect to partner B if B possesses task-relevant knowledge that A is currently lacking (here we build upon Zieris’ knowledge want concept [17, Section 7.2]). A common reason for doing PP in the first place is that both partners have a *Knowledge Gap* in this sense. Like most phenomena in PP, *Knowledge Gaps* are not fixed throughout a PP session but may change over time. For any part of a session, A’s *Knowledge Gap* may be much larger than B’s, which will then often create

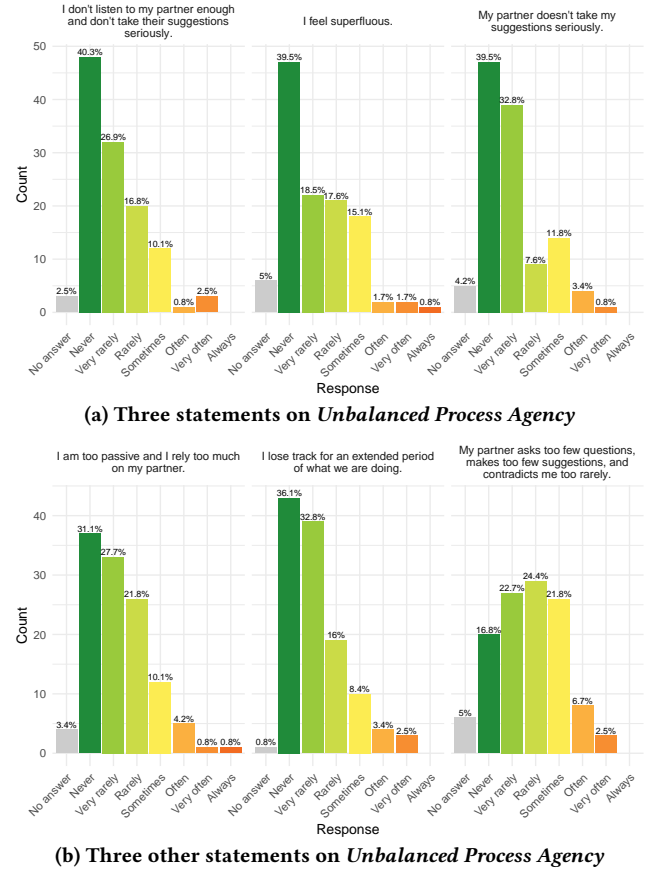


Figure 2: Six forms of Unbalanced Process Agency (N = 119)

Unbalanced Process Agency. Example 3 illustrates one form this can take:

Example 3: DA2 - Proposed Driver-Observer Switch

It’s D4’s first week in company D. D3 is tasked with onboarding D4. They use PP to implement a new UI feature in Java. Their interaction quickly changes as newcomer D3 has more general knowledge of Java and software design than D4, and D3 soon becomes the leading partner. We see longer sections of *Unbalanced Process Agency* as a result. Just before the following episode, the pair had received help from a third developer.

D4: “Uh, do you want to take over again?” <hand_control_over>

D3: “I think you’re more involved in the whole thing. I’m... for me, I am working at the limits of my knowledge. <*Laughing.*>”

<disengaging_behavior>

D4: “<*Laughing.*>”

We will refer to this example a second time when we discuss *Disengaging Behavior* in Section 4.6. We conclude that a *Knowledge Gap* tends to create or increase a *Power Gap* (Reference to GT-Arrow A1), which will then often lead to *Unbalanced Process Agency* (Reference to GT-Arrow A5).

As for commonality, our survey asked two questions pertaining to the above phenomenon as shown in Figure 3. A very large

majority of respondents reports occasions where a *Knowledge Gap* leads to *Unbalanced Process Agency* (right part of plot) or directly to a *Power Gap* (left part).

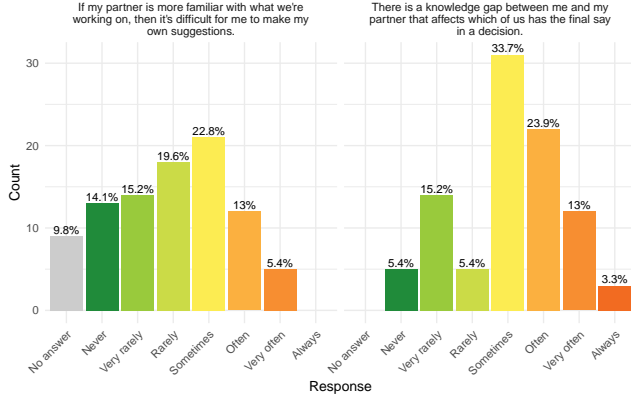


Figure 3: Does a *Knowledge Gap* lead to a *Power Gap*? (N = 92)

Unbalanced Process Agency can have a direct negative effect on the *Quality* of the work results, as only one developer is influencing and responsible for the decision-making process A6. Compared to solo programming, PP “appears to have a positive effect on quality” [17, Section 2.3]³. This is also backed up by Arisholm et al.’s large-scale experiment on PP, who conclude: “However, on the more complex system, the pair programmers had a 48 percent increase in the proportion of correct solutions” [1].

In our survey, only 2% of the respondents who answered the question never encountered negative effects of some sort when a *Power Gap* is present (Figure 4). One participant described the positive case as follows: “I actually only had one colleague with whom [PP] really worked well. What made it special was that we were able to truly think through open questions together. In the end, we usually found the outcome better than our initial individual ideas.” (Q1:P6)

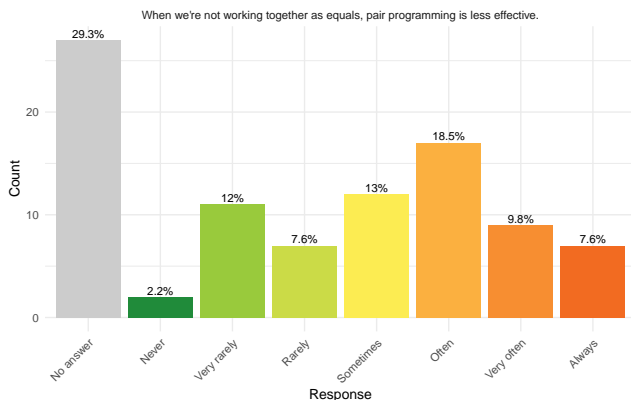


Figure 4: Does *Unbalanced Process Agency* harm the advantages of PP? (N = 92)

³Zieris extends the meta-analysis of Hannay et al. [6] with data from two other studies [15, 16] to reach this conclusion.

The *Power Gap* and *Unbalanced Process Agency* are at the heart of our Grounded Theory. They have various causes and effects (and further relationships to other concepts). We describe these relationships, clustered into easy-to-understand concepts, in sections 4.3 to 4.7.

4.3 Hierarchical Behavior

Hierarchical Behavior is any utterance or action where the active part is perceived by the partner to have a higher position (Reference to GT-Arrow A4). We annotate this based on two dimensions: First, the action itself, based on its role in the pair’s dialogue, by answering the question “What is the intention of saying or doing this?” Second, the partner’s reaction by answering the question “Do they react in a way that suggests the previous utterance implies a hierarchy?” The latter can be expressed by falling into line or by challenging the implied pair relationship. Only if both dimensions match do we annotate it as *Hierarchical Behavior*. Example 4 shows falling-into-line behavior:

Example 4: CA1 - Belittling and Shutting Partner Up

This exchange happens early in the session. The task is adding new functionality, including a corresponding GUI element. C1 has started working on the task prior to the session. He added a rudimentary element to the GUI that does not work properly. Before the present session, he commented out this GUI element.

- C1: “You can comment that in and then we’ll see how it looks in the demo. Then I can show you the effects that occur (!!!!!)”
C2: “Yes, I can imagine that it won’t work. I can directly imagine it.” *<hierarchical_behavior>*
C1: “<*No reaction.*>” *<falling_into_line>*
C2: “<*C2 uncomments the line as suggested. The IDE highlights the variable ‘ScaleRangePanel’ in red.*> ScaleRangePanel (!!!!!)”
C1: “Why can’t it (!!!!!)”
C2: “It must be called LabelScaleRangePanel. <*Renames the variable. IDE highlighting disappears.*>”
C1: “Ah, I have renamed it. Yes, yes.”
C2: “Please wait a minute. I want to check whether there’s a comment in there or what it can do.” *<hierarchical_behavior>*
C1: “<*No reaction.*>” *<falling_into_line>*

C2’s first *Hierarchical Behavior* utterance does not serve a productive purpose in the pair’s dialogue. Rather it suggests a feeling of superiority. The repetition emphasizes this point. This is why we classify it as *Hierarchical Behavior*.

C2’s second *Hierarchical Behavior* explicitly asks C1 to assume a subordinate role by not contributing actively. In both cases, C1 does not react, which we interpret as falling into line and agreeing to the higher hierarchical position C2 has taken.

The alternative reaction of the partner, challenging the implied pair relationship, is illustrated by example 5:

Example 5: AA1 - Lecturing & Meta-Communication

A1 and A2 discover source code they are unhappy with and that they have to deal with. A2 is driving throughout the entire session AA1, A1 performs *Backseat-Driving* some of the time.

- A1: “Oh, there’s a separate node for that, too. And that one’s even worse. That’s where a special kind of request is cobbled together.” [...]

A2: "Yeah, we can figure that out later."
A1: "Yeah. Then just stick a **FIXME** on it for now (!!!!!)"
<propose_step> <low-level>
A2: "It has an object type. But other than that, it doesn't know anything. <*A2 scrolls through the source code ignoring A1's proposal.*> [...]"
<explain_finding> <ignore_proposal>
A1: "Want to save that one for last?"
<propose_strategy>
A2: "Yeah."
<agree_strategy>
A1: "Then just drop a **FIXME** here or something."
<propose_step> <low-level>
A2: "<*Writes **FIXME** as a comment*>"
<agree_step> <by_doing>
A1: "So we don't forget it. We can also take care of that later in Eclipse."
<hierarchical_behavior> <redundant_Push>
A2: "I know what **FIXME** is for. <*Turns his head to A1 and laughs.*> Alright, next one?"
<meta-communication> <reduce_tension>
A1: "Um. <*Looks at a sheet of paper.*> That one was fine, we've got it. The version page. Something like version-thingamajig page. No idea what it's actually called."

By ignoring A1's first proposal to annotate a "FIXME", A2 is thwarting A1's attempt to backseat-drive. As A1 repeats his proposal and then explains it, A2 reacts with *Meta-Communication* that rejects the *Hierarchical Behavior*. Meta-communication of this type is rare.

By laughing and immediately proposing to move on, A2 also reduces tension and the pair continues to work together effectively. We call this *Equalizing Behavior*, which we will discuss in Section 4.4.

One participant of our survey explained how such redundant or unwanted knowledge transfer activities can be seen as *Hierarchical Behavior*: "Pair programming with senior men can be a bit demeaning, as they assume I don't know anything because I'm a woman." (Q2:P138) This is in line with Ververs et al.[13].

From the survey, it appears that this type of problem is less common than the previous ones, but still frequent (Figure 5).

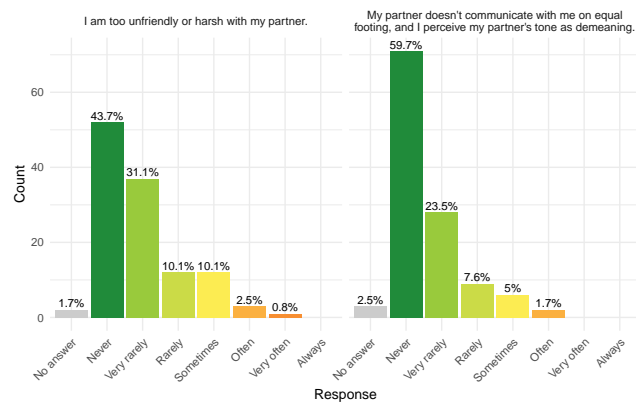


Figure 5: How common is *Hierarchical Behavior*? (N = 119)

Hierarchical Behavior can lead to *Unbalanced Process Agency*; see again Figure 2a. The first three statements on *Unbalanced Process Agency* are related to a too-dominant partner. *Hierarchical Behavior* is probably at play here. The majority of respondents have

experienced this, although only 10% sometimes or more. One participant acknowledged this directly: "Sometimes [I] feel like [I] act too dominant[ly] thereby discouraging questions and disagreement." (Q3:P209)

We will discuss the effects of *Hierarchical Behavior* again in Sections 4.5 and 4.6.

4.4 Equalizing Behavior

Equalizing Behavior is any utterance (or action) that likely results in the partner perceiving their hierarchical position as less different from the speaker's than before (type A) or that confirms in the presence of tensions that no difference really exists (type B) (Reference to GT-Arrow A14). The operationalization of this concept works along the same lines as for *Hierarchical Behavior*.

See again Example 5 where A2 employs *Meta-Communication* to counter A1's *Hierarchical Behavior*. This is type A *Equalizing Behavior*. He immediately proceeds with reducing tension which is type B.

Example 6 shows type B for a pair which is equalizing all the time. They have strong disagreements on issues that come up frequently and are skilled in defusing the resulting tensions with ease:

Example 6: CA5 - Agree to Disagree

C3, who is currently editing the code, makes a proposal on using ensures.

C3: "You know what I'm going to write now. <*Writes 'ensure'.*>"

C4: "No no, please please no. <*Smiles.*> Let's write tests. <*Looks to C3.*> Then you don't want those Ensures there. <*Laughs.*>"

<reduce_tension>

C3: "Will they hurt you if I write them down now?"

<reduce_tension> <ask_approval>

C4: "<*Laughing.*> Yeah, totally. But it's fine if it doesn't hurt you when I remove them when I'm testing." <reduce_tension>

C3: "When you're testing, if they get in the way of your testing. But as long as they're not in the way?"

C4: "<*Smiles.*> They are in the way."

C3: "<*Uses Ensures four times. And looks to C4, smiling.*>"

<reduce_tension>

C4: "We'll never agree on that. <*Smiles.*> Never!" <reduce_tension>
[20 minutes later; C4 is driving now. They revisit the topic.]

C3: "Hey?"

C4: "Mhm?"

C3: "Will you make me an Ensure?"

C4: "Oh my God, you are a sadist! <*Writes Ensure.*> Shall we talk it over [over a beer] sometime soon?" [...]

<reduce_tension>

C3: "If you like, sure we can do that."

Although C3 and C4 disagree fundamentally on the use of "ensure", they communicate in a way that deescalates any tension that might result by laughing about their disagreement and by explicitly asking for approval, no matter who of them is currently driver. The partner also reacts in a deescalating way, which is evidence that they registered and acknowledged the deescalating intention of their partner. We hence classify all utterances that reduce tension as *Equalizing Behavior*.

In our survey, a majority of respondents confirm that they always want to work with no *Power Gap* and always strive for *Equalizing Behavior* (Figure 6).

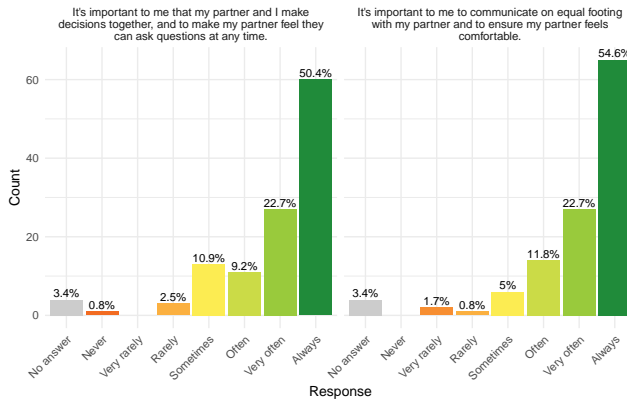


Figure 6: How common is *Equalizing Behavior*? ($N = 119$)

One participant put it this way: “[...] *I think there is a lot of value in unequal pairings with respect to expertise, but not in terms of respect or dignity. I am now in a place where I am generally brought in as an expert, and often find myself teaching others, which is technically ‘not equal’, but I always try to approach problems and other people with appropriate humility and respect [...].*” (Q4:P26)

4.5 Defensive Behavior

Defensive Behavior is a subordinate partner’s reaction to a big *Power Gap* in PP: passive-aggressive actions such as avoiding confrontation and not addressing the process problems (the big *Power Gap*) directly, instead shutting the partner out by minimizing the communication (Reference to GT-Arrow A11). *Defensive Behavior* blocks *Equalizing Behavior* (Reference to GT-Arrow A15).

Defensive Behavior is hard to decide in observational data: It requires a large *Power Gap*, which itself is not observable.

Not every developer will react with *Defensive Behavior* when they experience *Unbalanced Process Agency* and *Hierarchical Behavior*. The reasons will be discussed in Section 4.7.

Defensive Behavior is discussed in detail by Ververs et al. [13]. Our definition is only slightly different from theirs, so that most examples they list can serve to illustrate our concept as well.

As passive-aggressiveness is mostly viewed negatively and our survey participants may not answer honestly if they (or to an extent their partner) employed this behavior, we avoided asking direct questions on *Defensive Behavior* in our survey. Instead, we asked questions that focus on times when developers avoided the meta-discussion, as this is one central aspect of *Defensive Behavior*.

In our survey, the majority of those respondents who encountered *Power Gaps* did not usually react with meta-communication, which means the tend towards *Defensive Behavior*; see Figure 7.

Indeed, about a third confirmed they would rather withdraw from the PP session, a rather defensive form of behavior; see Figure 8.

Together, these answers serve as clear evidence that *Defensive Behavior* is a common reaction to a big *Power Gap*.

Defensive Behavior, by reducing communication, will usually damage the *Togetherness* of a pair [13] (Reference to GT-Arrow A12). Lower *Togetherness* increases the risk of Breakdowns [17], which hurt the efficiency of the process (Reference to GT-Arrow

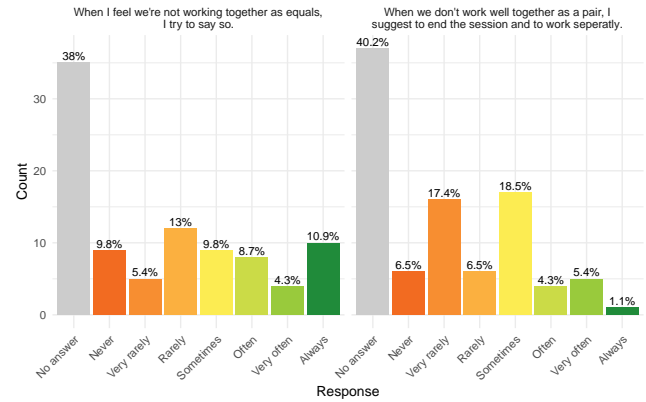


Figure 7: Does a *Power Gap* lead to *Meta-Communication*? ($N = 92$)

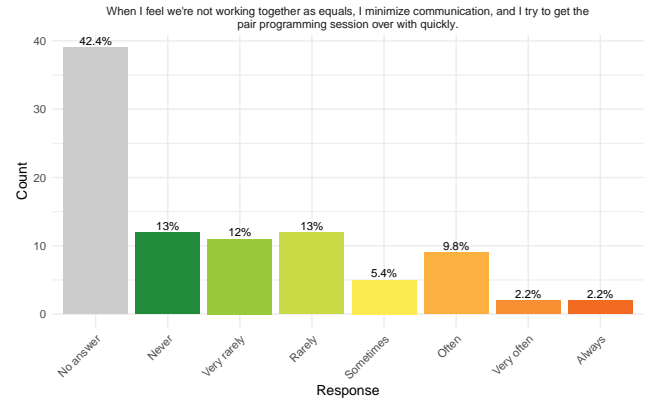


Figure 8: Does a *Power Gap* lead to *Defensive Behavior*? ($N = 92$)

A13). Worse, by blocking *Equalizing Behavior*, *Defensive Behavior* makes it hard to reduce a *Power Gap*.

4.6 Disengaging Behavior

In *Disengaging Behavior*, a partner gradually withdraws from the session by not asking questions, not proposing anything, and not challenging their partner’s proposals as a result of a *Power Gap* (Reference to GT-Arrow A7). *Disengaging Behavior* produces even fewer symptoms than *Defensive Behavior* and is therefore even harder to diagnose.

Our survey participants put it as follows: “*I think that most of the negative experiences I have had with pair-programming are [among others when] the other person is too passive, i.e., doesn’t talk or ask any questions, as then it becomes very difficult just to keep talking ‘into the void’ and to maintain the energy needed [...].*” (Q5:P278)

“*Usually, one person writes the code while the other just observes or explains logic. The non-coding partner often remains idle and disengaged. In many cases, the observer doesn’t even pay attention to the screen.*” (Q6:P69)

Disengaging Behavior leads to *Unbalanced Process Agency* more directly than the behaviors discussed before: the developer does not engage in the decision making process as much as they could

(Reference to GT-Arrow A8). Like *Defensive Behavior*, this can be a reaction to a *Power Gap*.

Because it is so hard to observe, there are only small bits of our data that we can confidently call *Disengaging Behavior*. The above example 3 is one of those few cases.

The survey, however, provides good access to this phenomenon. Revisit Figure 2b: Respondents tend to find themselves attentive and active most of the time (left two plots), but about 30% of them perceive their partner to be too passive some of the time (rightmost plot). About one quarter of respondents self-reported *Disengaging Behavior* in the context of a *Power Gap* (Figure 9). In sum, *Disengaging Behavior* is also present in many PP sessions.

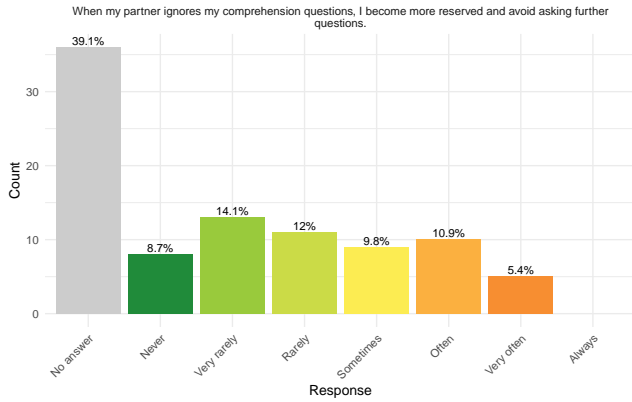


Figure 9: Does a *Power Gap* lead to *Disengaging Behavior*? ($N = 92$)

Besides engaging less in the decision-making process, *Disengaging Behavior* also includes not asking questions. This damages the *Knowledge Transfer*, which is one important advantage of PP [17] (Reference to GT-Arrow A9). By damaging the *Knowledge Transfer*, the developer hinders closing any present *Knowledge Gap* (Reference to GT-Arrow A10).

4.7 Moderating Factors: Bond and Fragile Ego

Not every time we see actions that would classify as *Hierarchical Behavior* (or *Equalizing Behavior*) do we see a direct reaction from their partner in the form of more (or less) *Defensive/Disengaging Behavior*. This is likely due to two reasons: First, not every action influences the *Power Gap* in such a strong way that it immediately causes a reaction. Second, there are other factors at play that moderate the *Power Gap*. The latter are the topic of the present subsection.

We deem it likely that two factors play an important role: the established *Bond* between the developers and the *Ego* of the individual developer. Our observational data is lacking in that sense because we don't have any information on the personal relationships between the partners, their experience working together, or what the developers thought during their sessions, e.g., how their *Ego* played a role.

4.7.1 Fragile Ego. Nevertheless, we deem a *Fragile Ego* the most likely reason why D3 in session DA2 became disengaged, as he was originally supposed to be the one who instructs D4 (who was in his

first week with company D), but their dynamic quickly changed as it turned out that D4 had much more experience and knowledge with Java as a programming language and software engineering in general. D3 acknowledges this directly in Example 3. Note that, for lack of enough direct observations, we leave this concept vaguer than the others and provide no explicit definition.

Some of our participants mentioned the importance of *Fragile Ego* unprompted: “*I generally enjoy pair and mob programming, but I work on a great team with very good and smart people. No one seems to have too big of an ego, and even my division chiefs laugh at their own mistakes. So, I think a big part of it is having and fostering a safe community that encourages everyone to be always learning and not expected to know everything or be perfect.*” (Q7:P26) Or mentioned it indirectly: “[...] *I have problems performing while being watched.*” (Q8:P131)

Based on our observations and the suspicion we had, we investigated whether *Fragile Ego* plays a role in PP through the survey. See Figure 10.

The responses differ drastically between our two questions. This is because not knowing something (left plot) and admitting it is a routine event in any good PP session, so only a modest fraction of respondents has a problem with that, whereas being seen as not competent (right plot) would be catastrophic and hard to bear for even strong egos and so about 90% of respondents have an issue with this idea. Still, the “modest fraction” in the left plot is about one quarter, so *Fragile Egos* appear to be common.

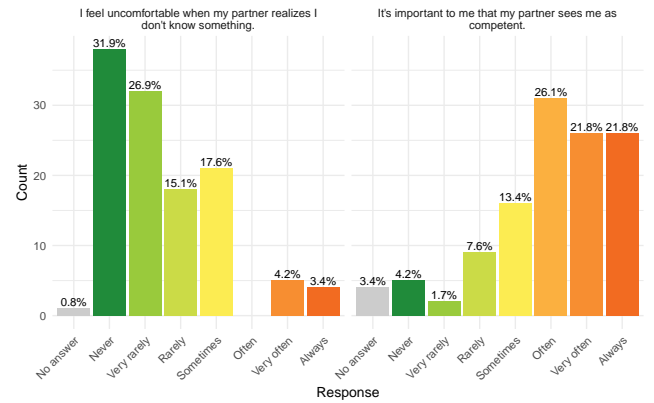


Figure 10: How present is *Fragile Ego* during PP? ($N = 119$)

This is in line with our observational data, as most developers ask questions frequently or directly state their knowledge gap, and most partners respond by directly providing the missing knowledge and not commenting in any other way on the *Knowledge Gap*.

Summing up, *Fragile Ego* appears to be a relevant factor for the *Power Gap* dynamic of PP sessions (Reference to GT-Arrow A3).

4.7.2 Bond. The *Bond* between the partners is the second moderating factor we deemed important. With *Bond*, we mean the relationship between the developers and their experience in working together and much like for *Fragile Ego*, we do not provide a more concrete definition for lack of direct observational access to the concept.

In the survey (Figure 11), an overwhelming majority of respondents confirm that a strong *Bond* makes *Meta-Communication* easier, which helps avoid many of the issues with *Power Gaps* we have discussed previously.

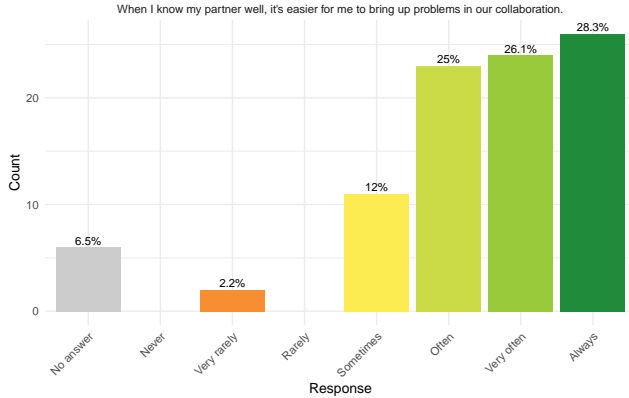


Figure 11: Does a strong *Bond* lead to *Meta-Communication*? (N = 92)

Two survey participants put it this way: “[PP] was uncomfortable at first, since I was new and didn’t know anyone. But once I got to know everyone better, it became my preferred way of working [...]” (Q9:P204) and “Pairing always worked particularly well for us when there was already psychological safety within the team. When there were underlying tensions or unresolved conflicts, pairing became more exhausting.” (Q10:P76)

Consider again quote Q1 in Section 4.2, which can be considered to indirectly mention the *Bond* as a factor leading to “truly” open discussions.

Summing up, *Bond* is a second moderating factor for the *Power Gap* dynamic (Reference to GT-Arrow A2).

4.8 A Grounded Theory of Power Gaps in PP

By taking together all concept definitions, the relationships between them, and the quantitative evidence provided by the survey, the *Grounded Theory of Power Gaps in Pair Programming* unfolds. We describe it verbally here; see Figure 12 for a graphical representation.

The context is a professional PP session with two developers. The session is aimed at solving a task (in contrast to a session dedicated to knowledge transfer only, for example for onboarding). The developers have some preexisting *Bond* and one of them has more task-relevant knowledge than the other, i.e., there is a *Knowledge Gap*.

The starting point of our theory is the fact that this *Knowledge Gap* tends to lead to a *Power Gap* (A1, see Section 4.2).

The *Bond* between the developers helps them mitigate the *Power Gap* together (A2, see Section 4.7); a *Fragile Ego* of any one developer makes mitigation harder (A3, see Section 4.7).

Hierarchical Behavior increases the *Power Gap* (A4, see Section 4.3). A big *Power Gap* can lead to *Unbalanced Process Agency* where mostly one partner is doing the decision-making (A5, see Section 4.2), which in turn can hurt the *Quality* of the task outcome (A6, see Section 4.2).

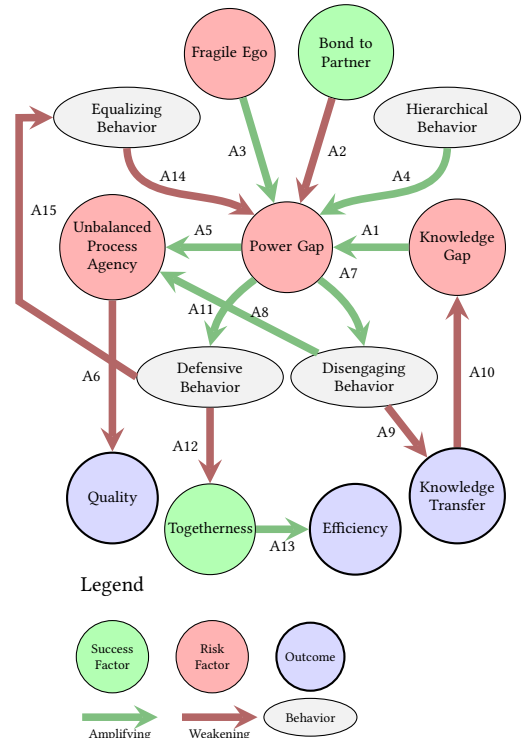


Figure 12: Grounded Theory on the Power Gap in Pair Programming. See the description in Sections 4.8

A big *Power Gap* can mislead the *subordinate* partner into *Disengaging Behavior* (A7, see Section 4.6), which creates or increases *Unbalanced Process Agency* (A8, see Section 4.6) and hurts knowledge transfer (A9, see Section 4.6), which increases or keeps up the *Knowledge Gap* (A10, see Section 4.6), which keeps up the *Power Gap*.

A big *Power Gap* can also mislead the *subordinate* partner into *Defensive Behavior* (A11, see Section 4.5), which reduces *Togetherness* (A12, see Section 4.5), which can lead to Breakdowns, which hurt the *Efficiency* of PP (A13, see Section 4.5).

Equalizing Behavior works as an antidote against all these negative effects by reducing the *Power Gap* (A14, see Section 4.4). *Defensive Behavior* blocks *Equalizing Behavior* (A15, see Section 4.5).

5 LIMITATIONS

Realism: Our videos stem from real industrial PP sessions (if not always decided fully spontaneously [17, Section 4.3]) with a real industrial pair working on a real and current industrial task. We have filtered our survey data and excluded all responses that did not satisfy a similar standard. We therefore claim high realism of our data.

Credibility: Our statements are grounded in multiple instances of each phenomenon and we present lots of quotes for satisfying the “showing rather than telling” standard of good qualitative research [12]. We therefore expect our statements and theory to be highly credible.

The mapping from our survey questions to the GT concepts is obviously not one-to-one, but the danger of distortions is reduced by having more than one question (with coherent results) in most cases.

Completeness: We expect there are phenomena around the *Power Gap* that we have not encountered in our data. However, with respect to the engineering usefulness of our PP skill contribution, completeness is critical for only the inputs that make *Power Gaps* larger or smaller: *Hierarchical Behavior* and *Equalizing Behavior*. This set, being a pair of opposites, is very likely complete. Furthermore, for other phenomena we have not yet seen, we expect they will usually be specialized variants of one of the categories that already exist in Figure 12.

Generalizability: Our videos represent a wide variety of situations, e.g. regarding software domain and PP task type. Our survey data likewise represent a wide variety of respondent types, e.g. regarding experience, PP frequency, team size, and organization size; see the data package for details. Both types of data, however, represent mostly German contexts. For most research interests, this would be a strong limitation as far as generalizability is concerned. However, this is not true in our case.

The qualitative results appear robust: It is difficult to imagine that one of the relationships shown in Figure 12 becomes untrue in a different context; only a lack of completeness could reduce generalizability and this appears to be harmless as discussed above. Our quantitative results, insofar as they quantify the prevalence of *Power Gap*-related problems, are likely solid as a lower bound, for the following reason: Germany is a low-context culture [5] and has low power distance [4]. Both of these mean German work culture is strong on direct communication, which is a huge asset for successful PP. Inhabitants of contexts with higher-context culture or higher power distance will have a harder time getting their PP to work.

Our quantitative data is not supposed to make precise measurements. We only use it to support the claim that the PP issues discussed in our qualitative work are not niche phenomena; they are common difficulties. The above culture argument for generalizability then implies we can generalize to say: in many places the PP problems will be even more common.

6 CONCLUSIONS

6.1 Main Takeaways

- *Power Gaps* are critical events in a PP session that threaten all three major advantages of PP: better result *Quality*, *Knowledge Transfer*, and *Efficiency*.
- *Power Gaps* can result in two negative behavioral patterns, *Defensive Behavior* and *Disengaging Behavior* that create vicious cycles of self-reinforcing influences that will then often utterly wreck the usefulness of having a second person in the session.
- Being able to manage the constant threat of *Power Gaps* by conscious or even routine use of *Equalizing Behavior* and conscious or even effortless avoidance of *Hierarchical Behavior* is an important element of PP skill.

6.2 Advice for PP Practitioners

The following conclusions go beyond the immediate results. They aim at helping people who want to improve their PP skill in the above sense in order to become better pair programmers.

We believe that pair programmers should develop their PP skill *explicitly* rather than just rely on the accumulation of experience. Much as you might learn and practice a new language or API, you should familiarize yourself with the *Power Gap* dynamic explained in the Grounded Theory.

Then ask yourself how much you tend towards exhibiting *Hierarchical Behavior* and why? Is it for instance because of a *Fragile Ego*?⁴ If so, can you perform meta-communication with your partners *before* any PP session to build trust, i.e., to convince each other there is no need to be afraid of being (and being seen as) imperfect? Can you turn (some of) your *Hierarchical Behavior* into *Equalizing Behavior*?

If you find yourself on the subordinate side of *Power Gaps*, can you muster the strength to start *Meta-Communication* right during the session for stopping or reducing some *Hierarchical Behavior*? Have you agreed on process-level session goals besides the usual product-level goals so that you have better awareness when switching to the meta-level is appropriate? Can you find and use opportunities for *Equalizing Behavior*? Process-level goals may provide additional changes for that as well.

6.3 Further Research Work

In order to turn the above speculative conclusions into certain knowledge, future research should investigate and evaluate the above advice and other methods that may help engineers develop their PP skill and manage the *Power Gap*.

REFERENCES

- [1] Erik Arisholm, Hans Gallis, Tore Dybå, and Dag I. K. Sjøberg. 2007. Evaluating Pair Programming with Respect to System Complexity and Programmer Expertise. *IEEE Trans. Software Eng.* 33, 2 (2007), 65–86. doi:10.1109/TSE.2007.17
- [2] Kent Beck. 1999. *Extreme programming explained: embrace change*. Addison-Wesley Longman Publishing Co., Inc., USA.
- [3] Andrew Begel and Nachiappan Nagappan. 2008. Pair programming: what's in it for me?. In *Proceedings of the Second International Symposium on Empirical Software Engineering and Measurement, ESEM 2008, October 9-10, 2008, Kaiserslautern, Germany*, H. Dieter Rombach, Sebastian G. Elbaum, and Jürgen Münch (Eds.). ACM, 120–128. doi:10.1145/1414004.1414026
- [4] Culture Factor Group. 2023. Country Comparison tool. <https://www.theculturefactor.com/country-comparison-tool>.
- [5] E.T. Hall and M.R. Hall. 1990. *Understanding Cultural Differences: Germans, French and Americans*. Intercultural Press. <https://books.google.de/books?id=Hr3adyadHC4C>
- [6] Jo Erskine Hannay, Tore Dybå, Erik Arisholm, and Dag I. K. Sjøberg. 2009. The effectiveness of pair programming: A meta-analysis. *Inf. Softw. Technol.* 51, 7 (2009), 1110–1122. doi:10.1016/J.INFSOF.2009.02.001
- [7] Laura Plonka, Helen Sharp, and Janet van der Linden. 2012. Disengagement in pair programming: Does it matter?. In *34th International Conference on Software Engineering, ICSE 2012, June 2-9, 2012, Zurich, Switzerland*, Martin Glinz, Gail C. Murphy, and Mauro Pezzè (Eds.). IEEE Computer Society, 496–506. doi:10.1109/ICSE.2012.6227166
- [8] Stephan Salinger and Lutz Prechelt. 2013. *Understanding Pair Programming: The Base Layer*. BoD–Books on Demand.
- [9] Stephan Salinger, Franz Zieris, and Lutz Prechelt. 2013. Liberating pair programming research from the oppressive Driver/Observer regime. In *35th International Conference on Software Engineering, ICSE '13, San Francisco, CA, USA, May 18-26,*

⁴This relationship is not directly observable and so our data has not produced such an arrow in the GT figure, but we suspect that much if not most *Hierarchical Behavior* is rather a sign of weakness, not strength.

- 2013, David Notkin, Betty H. C. Cheng, and Klaus Pohl (Eds.). IEEE Computer Society, 1201–1204. doi:10.1109/ICSE.2013.6606678
- [10] Julia Schenk, Lutz Prechelt, and Stephan Salinger. 2014. Distributed-pair programming can work well and is not just distributed pair-programming. In *36th International Conference on Software Engineering, ICSE '14, Companion Proceedings, Hyderabad, India, May 31 - June 07, 2014*, Pankaj Jalote, Lionel C. Briand, and André van der Hoek (Eds.). ACM, 74–83. doi:10.1145/2591062.2591188
- [11] Anselm L. Strauss and Juliet M. Corbin. 1990. *Basics of Qualitative Research: Grounded Theory Procedures and Techniques*. SAGE Publications, Inc.
- [12] Sarah J Tracy. 2010. Qualitative quality: Eight “big-tent” criteria for excellent qualitative research. *Qualitative inquiry* 16, 10 (2010), 837–851.
- [13] Linus Ververs, Trang Linh Lam, Janina Berger, and Lutz Prechelt. 2025. A Grounded Theory on the Teacher and Student Roles in Pair Programming. arXiv:2507.10305 [cs.LG] Preprint, <https://doi.org/10.48550/arXiv.2507.10305>.
- [14] Laurie A. Williams, Robert R. Kessler, Ward Cunningham, and Ron Jeffries. 2000. Strengthening the Case for Pair Programming. *IEEE Softw.* 17, 4 (2000), 19–25. doi:10.1109/52.854064
- [15] Judith D. Wilson, John T. Nosek, Nathan Hoskin, and Lin L. Liou. 1992. The Effect of Collaboration on Problem-Solving Performance Among Programmers. In *Algorithms, Software, Architecture - Information Processing '92, Volume 1, Proceedings of the IFIP 12th World Computer Congress, Madrid, Spain, 7-11 September 1992 (IFIP Transactions, Vol. A-12)*, Jan van Leeuwen (Ed.). North-Holland, 86–93.
- [16] Nick Z. Zacharis. 2011. Measuring the Effects of Virtual Pair Programming in an Introductory Programming Java Course. *IEEE Trans. Educ.* 54, 1 (2011), 168–170. doi:10.1109/TE.2010.2048328
- [17] Franz Zieris. 2020. *Qualitative Analysis of Knowledge Transfer in Pair Programming*. Ph.D. Dissertation. Free University of Berlin, Germany. <https://refubium.fu-berlin.de/handle/fub188/28968>
- [18] Franz Zieris and Lutz Prechelt. 2014. On knowledge transfer skill in pair programming. In *2014 ACM-IEEE International Symposium on Empirical Software Engineering and Measurement, ESEM '14, Torino, Italy, September 18-19, 2014*, Maurizio Morisio, Tore Dybå, and Marco Torchiano (Eds.). ACM, 11:1–11:10. doi:10.1145/2652524.2652529
- [19] Franz Zieris and Lutz Prechelt. 2016. Observations on knowledge transfer of professional software developers during pair programming. In *Proceedings of the 38th International Conference on Software Engineering, ICSE 2016, Austin, TX, USA, May 14-22, 2016 - Companion Volume*, Laura K. Dillon, Willem Visser, and Laurie A. Williams (Eds.). ACM, 242–250. doi:10.1145/2889160.2889249
- [20] Franz Zieris and Lutz Prechelt. 2020. PP-ind: A Repository of Industrial Pair Programming Session Recordings. CoRR abs/2002.03121 (2020). arXiv:2002.03121 <https://arxiv.org/abs/2002.03121>
- [21] Franz Zieris and Lutz Prechelt. 2021. Two Elements of Pair Programming Skill. In *43rd IEEE/ACM International Conference on Software Engineering: New Ideas and Emerging Results, ICSE (NIER) 2021, Madrid, Spain, May 25-28, 2021*. IEEE, 51–55. doi:10.1109/ICSE-NIER52604.2021.00019