

When Relevance Meets Novelty: Dual-Stable Periodic Optimization for Exploratory Recommendation

Hongxiang Lin*
linhongxiang02@meituan.com
Meituan
Beijing, China

Erpeng Xue
xueerpeng@meituan.com
Meituan
Beijing, China

Zhaoyu Hu
huzhaoyu02@meituan.com
Meituan
Beijing, China

Hao Guo*
guohao15@meituan.com
Meituan
Beijing, China

Yongqian He
heyongqian@meituan.com
Meituan
Beijing, China

Lei Wang
wanglei46@meituan.com
Meituan
Beijing, China

Zeshun Li†
lzs23@mails.tsinghua.edu.cn
Tsinghua University
Beijing, China

Xiangyu Hou
houxiangyu02@meituan.com
Meituan
Beijing, China

Sheng Chen‡
chensheng19@meituan.com
Meituan
Beijing, China

ABSTRACT

Traditional recommendation systems tend to trap users in strong feedback loops by excessively pushing content aligned with their historical preferences, thereby limiting exploration opportunities and causing content fatigue. Although large language models (LLMs) demonstrate potential with their diverse content generation capabilities, existing LLM-enhanced dual-model frameworks face two major limitations: first, they overlook long-term preferences driven by group identity, leading to biased interest modeling; second, they suffer from static optimization flaws, as a one-time alignment process fails to leverage incremental user data for closed-loop optimization. To address these challenges, we propose the Co-Evolutionary Alignment (CoEA) method. For interest modeling bias, we introduce Dual-Stable Interest Exploration (DSIE) module, jointly modeling long-term group identity and short-term individual interests through parallel processing of behavioral sequences. For static optimization limitations, we design a Periodic Collaborative Optimization (PCO) mechanism. This mechanism regularly conducts preference verification on incremental data using the Relevance LLM, then guides the Novelty LLM to perform fine-tuning based on the verification results, and subsequently feeds back the output of the incrementally fine-tuned Novelty LLM to the Relevance LLM for re-evaluation, thereby achieving a dynamic closed-loop

optimization. Extensive online and offline experiments verify the effectiveness of the CoEA model in exploratory recommendation.

CCS CONCEPTS

• **Information systems** → *Recommender systems*.

KEYWORDS

Exploratory Recommendation, Large Language Model

ACM Reference Format:

Hongxiang Lin, Hao Guo, Zeshun Li, Erpeng Xue, Yongqian He, Xiangyu Hou, Zhaoyu Hu, Lei Wang, and Sheng Chen. 2018. When Relevance Meets Novelty: Dual-Stable Periodic Optimization for Exploratory Recommendation. In *Proceedings of Make sure to enter the correct conference title from your rights confirmation email (Conference acronym 'XX)*. ACM, New York, NY, USA, 11 pages. <https://doi.org/XXXXXXX.XXXXXXX>

1 INTRODUCTION

Recommendation systems aim to bridge the information gap between users and massive content by modeling user preferences. While traditional methods are effective, they tend to fall into the trap of a strong feedback loop [23], characterized by over-recommending content aligned with users' historical preferences. This not only limits users' opportunities to explore new interests but also easily triggers the phenomenon of content fatigue. Given the wide variety of interest types and the difficulty in assessing users' preferences for unfamiliar topics, the challenge of effectively presenting novel content to users is significantly heightened [36].

Large language models (LLMs) [1, 4, 12, 37], with their powerful reasoning capabilities and massive knowledge, can generate diverse recommended content. Existing methods [5, 21, 34] reduce reliance on historical behaviors by introducing novel content to enhance long-term engagement. As shown in Figure 1, current methods [20, 32, 33] adopt a hierarchical framework: using the *Novelty LLM* to explore diversity and the *Relevance LLM* to handle relevance, respectively. However, two key challenges remain:

*Equal contribution.

†This work was done during the internship at Meituan.

‡Corresponding author.

Permission to make digital or hard copies of all or part of this work for personal or classroom use is granted without fee provided that copies are not made or distributed for profit or commercial advantage and that copies bear this notice and the full citation on the first page. Copyrights for components of this work owned by others than the author(s) must be honored. Abstracting with credit is permitted. To copy otherwise, or republish, to post on servers or to redistribute to lists, requires prior specific permission and/or a fee. Request permissions from permissions@acm.org.
Conference acronym 'XX, June 03–05, 2018, Woodstock, NY

© 2018 Copyright held by the owner/author(s). Publication rights licensed to ACM.
ACM ISBN 978-1-4503-XXXX-X/2018/06...\$15.00
<https://doi.org/XXXXXXX.XXXXXXX>

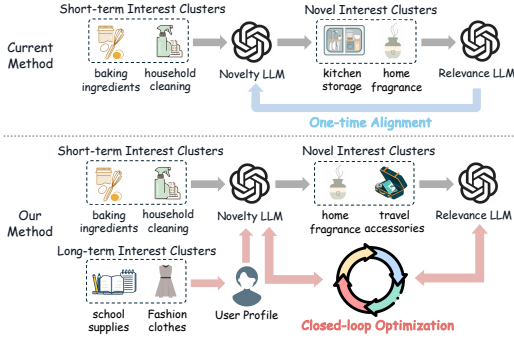


Figure 1: Comparison between current and our methods.

- **Interest Modeling Bias.** Existing methods adopt short-term interest sequences, making it difficult to capture the long-term stable preferences implied by users' group identities (e.g., "technology enthusiasts"). This causes novelty exploration to deviate from real needs, affecting recommendation acceptance and user satisfaction.
- **Dual-Model Collaboration Flaws.** After obtaining feedback from the *Relevance LLM*, existing methods only align the *Novelty LLM* once and generate a static database. They cannot continuously integrate dynamically updated user behavior information, which hinders closed-loop optimization based on incremental data.

To address the aforementioned challenges, we propose the **Co-Evolutionary Alignment** method (CoEA), as shown in Figure 1. To tackle the core issue of the lack of group identity in interest modeling, we design the **Dual-Stable Interest Exploration (DSIE)** module. This module achieves the collaborative modeling of group and individual interests by processing users' long-term and short-term behavioral sequences in parallel. Specifically, it conducts in-depth semantic modeling and clustering analysis on long-term behavioral sequences to extract user group Collaborative Semantic IDs (CSID) that can represent stable group preferences and their corresponding group portraits. For short-term behavioral sequences, it generates fine-grained sets of recent interest categories through the mapping mechanism. Thus, the DSIE module can simultaneously construct long-term and short-term user representations that integrate the stability of group identity and the timeliness of individual interests.

To resolve the issue that static optimization of dual models fails to continuously integrate incremental data, we propose a **Periodic Collaborative Optimization (PCO)** mechanism. This mechanism constructs a bidirectional closed-loop iteration: the *Novelty LLM* generates candidate interests based on dynamic user behavior data, while the *Relevance LLM* performs preference verification and alignment. The evaluation signals output by the *Relevance LLM* not only drive the incremental fine-tuning of the *Novelty LLM*, enabling it to continuously adapt to preference evolution, but also incorporate a constraint loss to avoid catastrophic forgetting, effectively maintaining the model's knowledge retention and new interest mining capabilities. The output of the incrementally optimized *Novelty LLM* is then used by the *Relevance LLM* for re-scoring, thereby forming a sustainably optimizable collaborative cycle.

Our contributions are summarized as follows:

- **Co-Evolutionary Alignment.** We propose the CoEA to address the limitations in LLM-based recommendation exploration. This method integrates long-term group preference modeling and dynamic dual-model collaboration to achieve a balance between novelty exploration and preference alignment.
- **Dual-Stable Interest Exploration.** To solve the problem that the lack of group identity in interest modeling leads to exploration deviating from needs, the DSIE processes long-term and short-term behavioral sequences in parallel and constructs user representations that integrate the stability of group identity and the timeliness of individual interests.
- **Periodic Collaborative Optimization.** To address the flaw that the static optimization of dual models cannot continuously integrate incremental data, the PCO enables the *Relevance LLM* and *Novelty LLM* to form a bidirectional closed-loop and sustainable collaborative cycle.
- **Comprehensive Evaluation.** Extensive online and offline experiments have demonstrated the effectiveness of our proposed framework for exploratory recommendation.

2 RELATED WORK

2.1 LLMs for Recommendation

Current scholarly efforts can be broadly classified into two principal directions. The first strategy capitalizes on LLMs' intrinsic aptitude for text processing to fulfill recommendation tasks [9, 11, 13, 14, 16]. It has been observed that LLMs demonstrate a noteworthy ability to make recommendations through straightforward in-context learning. This finding indicates that the models, even during pretraining, can discern item relationships and latch onto fundamental collaborative signals, thus inspiring further research into the integration of LLMs within recommendation systems. The second avenue leverages LLMs for data augmentation [22, 35] and representation learning [27], aiming to bolster traditional recommendation systems. In addition to optimizing basic recommendation capabilities, LLMs also provide a new perspective for solving the Exploration-and-Exploitation (EE) balance problem [2, 3, 8, 20, 31, 40] in recommendation systems. EXPLORE [8] constructs a probabilistic user behavior model and integrates relevance with diversity via a copula function to develop a novel recommendation strategy, aiming to maximize the total amount of knowledge users are exposed to. Google-v1 [33] combines hierarchical planning with LLM inference scaling, and separates the goals of novelty and user alignment. Google-v2 [32] further introduces multimodal large models on this basis, discovers users' new interests through the chain-of-thought strategy. However, these methods still have limitations: they fail to fully utilize the user group preference information contained in users' long-term interests.

2.2 User Interest Exploration

Recommender systems, leveraging observed user-item interactions to infer preferences and deliver personalized content, have achieved significant predominance. Deep Interest Network (DIN) [42] introduced the concept of target attention, enabling the learning of attentive weights for each user behavior with respect to a target

item. Subsequently, several works have emerged following the DIN framework. For instance, DIEN [41], DSIN [10], and BST [7] focus on modeling interest evolution. However, a key challenge lies in the inherent closed-loop nature of existing systems [6]. Training data is primarily derived from past user-item interactions, limiting the system’s ability to explore truly novel interests. Although recent efforts [34] harness the vast world knowledge of LLMs to mitigate this feedback loop and generate more diverse and serendipitous recommendations, the approach of clustering items based on topic relevance and using LLMs to explore interests of each user is prohibitively expensive for industrial recommendation platforms with hundreds of millions of users.

3 PRELIMINARY

3.1 Problem Formulation

The core objective of our CoEA is to establish a robust interest exploration mechanism that balances two competing goals: maximizing the novelty of recommended categories relative to users’ preferences and ensuring strict alignment with their intrinsic interests. Formally, we consider user u ’s interaction sequences and their sparse features \mathcal{S}_u (e.g., age, gender). \mathcal{S}_u can alleviate the issue of limited interactions for cold-start users. Formally, we consider a user u ’s interaction sequences. There are two types of interaction sequences: the long-term click sequence $I_{\text{long}} = \{I_1^l, \dots, I_{N-K}^l\}$ and the short-term click sequence $I_{\text{short}} = \{I_{N-K+1}^s, \dots, I_N^s\}$, which consists of the most recent K interactions. We aim to learn a mapping function $f : (u, C_s) \rightarrow C_n$. Here, $C_s = \{C_1, \dots, C_K\}$ represents the set of item categories extracted from the short-term click sequence I_{short} . $C_n = \{C_{n_1}, \dots, C_{n_M}\}$ represents the set of novel candidate item categories, and M is the number of categories in C_n . These categories are ones that the user may be interested in but has not interacted with in the short term.

3.2 Causal Self-Attention

Causal self-attention [39] maintains temporal ordering constraints in sequence modeling across L layers by ensuring that position i cannot attend to any subsequent positions $j > i$ at each layer. For an input sequence $\mathbf{H}^{(l-1)} \in \mathbb{R}^{T \times d}$ at the l -th layer (where $1 \leq l \leq L$), query (Q), key (K), and value (V) matrices are generated through three learnable projections $\mathbf{W}_Q, \mathbf{W}_K, \mathbf{W}_V \in \mathbb{R}^{d \times d_k}$, with each matrix derived by multiplying the input sequence by its corresponding projection matrix. Attention weights at each layer are computed under temporal constraints using these three matrices:

$$\mathbf{A} = \text{softmax}\left(\frac{\mathbf{Q}\mathbf{K}^T}{\sqrt{d_k}} + \mathbf{M}\right)\mathbf{V}, \quad (1)$$

where the scaled dot product of query and key matrices is computed by dividing their product by $\sqrt{d_k}$. A causal mask \mathbf{M} – with $M_{ij} = 0$ if $i \geq j$ and $M_{ij} = -\infty$ if $i < j$ – is added to enforce autoregressive properties. Softmax is applied to this result, which is then multiplied by the value matrix to generate attention output \mathbf{A} . This mask prevents future information leakage, ensuring temporal consistency across L layers. Each layer’s output is $\mathbf{H}^{(l)} = \text{LayerNorm}(\mathbf{A} + \mathbf{H}^{(l-1)})$. For the final token at position T ,

its layer- l representation is $\mathbf{H}_T^{(l)}$; after L layers, $\mathbf{H}_T^{(L)}$ encodes the entire sequence’s hierarchical context.

3.3 RQ-VAE for Group Clustering

Residual-Quantized Variational AutoEncoder (RQ-VAE) [26] provides hierarchical vector quantization for efficient representation learning. Given user representations $\mathbf{u} \in \mathbb{R}^d$ encoded from long-term sequences, we map them to discrete Group Collaborative Semantic IDs (Group CSID) that capture stable group preferences.

The encoder \mathcal{E} compresses continuous vectors into a latent embedding $\mathbf{z} \in \mathbb{R}^{d_z}$ through $\mathbf{z} = \mathcal{E}(\mathbf{u}; \theta_E)$. Quantization then occurs through K residual steps, where each step k selects the closest codebook vector to the current residual as $\mathbf{q}^{(k)} = \arg \min_{\mathbf{c} \in \mathcal{C}^{(k)}} \|\mathbf{r}^{(k)} - \mathbf{c}\|_2$,

$$\mathbf{r}^{(k+1)} = \mathbf{r}^{(k)} - \mathbf{q}^{(k)}, \quad (2)$$

where $\mathbf{r}^{(0)} = \mathbf{z}$ initializes the residual. The Group CSID combines quantization indices into $\text{CSID}(\mathbf{u}) = (i^{(1)}, i^{(2)}, \dots, i^{(K)})$, with $i^{(k)}$ denoting the codebook index of $\mathbf{q}^{(k)}$. Reconstruction uses decoder \mathcal{D} to map the quantized embedding $\hat{\mathbf{z}} = \sum_{i=1}^K \mathbf{q}^{(i)}$ back to the input space as $\hat{\mathbf{u}} = \mathcal{D}(\hat{\mathbf{z}}; \theta_D)$.

4 METHODOLOGY

In this section, we will describe the proposed CoEA, a method that enables novel interest exploration in recommendation systems while ensuring recommendation quality.

4.1 Overview

The overall framework of the CoEA method is shown in Figure 2. First, the users’ long-term and short-term click sequences are input into the DSIE module, which converts the long-term sequences into Group CSID and maps the short-term sequences into fine-grained interest categories. Then, after both are jointly input into the PCO module, the *Novelty LLM* generates potential novel interest categories by combining the Group CSID with recent interests. These categories will be input into the *Relevance LLM* for real-time preference alignment verification. The alignment results that pass the verification will ultimately be stored in the offline database for subsequent online retrieval.

4.2 Dual-Stable Interest Exploration

Existing exploratory recommendation method [33] mines novel items that users may be interested in by modeling their short-term behavior sequences. However, such methods fail to fully capture the long-term stable preferences implied by users’ group identities from short-term sequences. To address this issue, we propose the Dual-Stable Interest Exploration (DSIE) module

4.2.1 Sequence Filtering. To accurately capture users’ core interests and enhance model processing efficiency, we propose a filtering strategy for the long-term sequence $I_{\text{long}} = \{I_1^l, \dots, I_{N-K}^l\}$. Given that long-term sequences accumulate abundant historical interaction data, they are well-suited for filtering out occasional behaviors through user click frequencies. Specifically, we retain items with sufficient user clicks, defined as:

$$I'_{\text{long}} = \left\{ I_t^l \in I_{\text{long}} \mid \text{click}_u(I_t^l) \geq \tau \right\}, \quad (3)$$

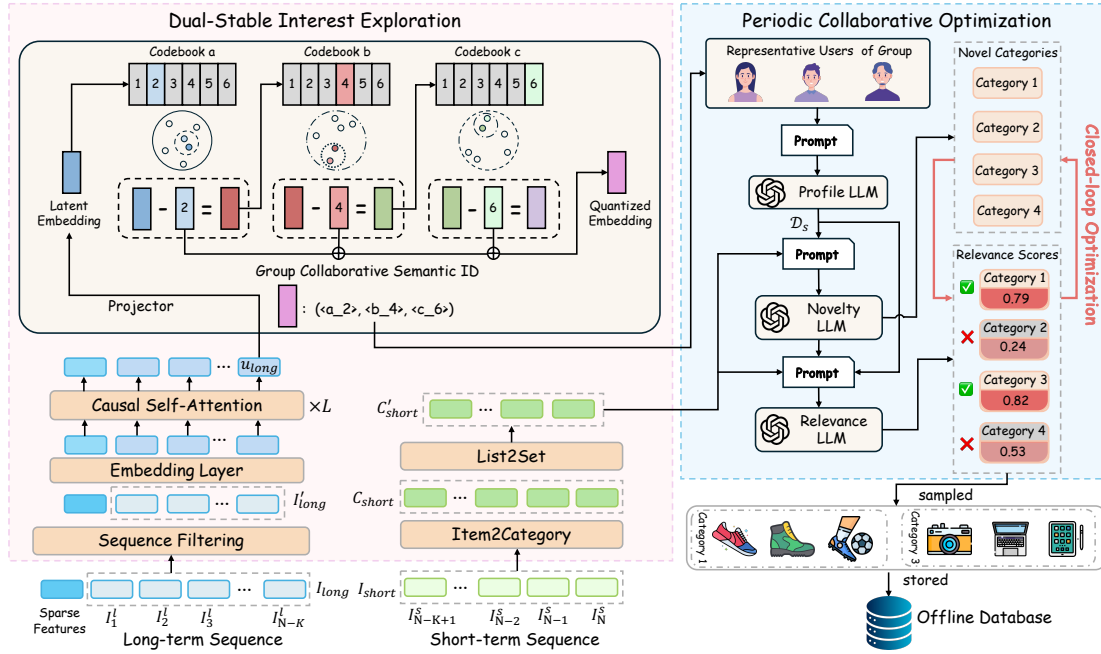


Figure 2: The framework of our CoEA method.

where $\text{click}_u(i_t)$ represents the cumulative clicks of user u on item i_t , and τ is filtering threshold. The length of I'_{long} is denoted as T .

4.2.2 Long-Term Interest Modeling. We prepend sparse features S_u to the filtered long-term sequence I'_{long} and input the combined sequence into causal self-attention (CSA) for joint processing. Each item $i_t \in I'_{\text{long}}$ is first mapped to a d -dimensional embedding via:

$$\mathbf{e}_t = \mathbf{W}_{\text{emb}} \cdot \text{onehot}(i_t), \quad (4)$$

where $\mathbf{W}_{\text{emb}} \in \mathbb{R}^{d \times I}$ is the trainable embedding matrix and I denotes the item vocabulary size.

Sparse user attribute features S_u are embedded into a dense vector $\mathbf{e}_{\text{sparse}} \in \mathbb{R}^d$ and prepended to the item embedding sequence $E = [\mathbf{e}_1, \dots, \mathbf{e}_T]$, forming the enhanced input sequence $E' = [\mathbf{e}_{\text{sparse}}, \mathbf{e}_1, \dots, \mathbf{e}_T]$. This E' is fed into an L -layer CSA network, with each layer l updating the input as:

$$\mathbf{H}^{(l)} = \text{CSA}(\mathbf{H}^{(l-1)}), \quad (5)$$

where $\mathbf{H}^{(0)} = E'$. The aggregated interest representation is captured by $\mathbf{u}_{\text{long}} = \mathbf{H}_T^{(L)}$ (the final position output of the last layer).

4.2.3 Collaborative Semantic IDs Generation. The core value of CSID lies in breaking through the limitations of randomness in individual behaviors and exploring temporally and spatially stable interest patterns from a group perspective. Therefore, we cluster user long-term interest representations \mathbf{u}_{long} into collaborative semantic groups using RQ-VAE (defined in Section 3.3):

$$\text{CSID} = \text{RQ-VAE}(\mathbf{u}_{\text{long}}). \quad (6)$$

For each collaborative semantic group $\mathcal{G}_s = \{u_i \mid \text{CSID}(u_i) = s\}$, we construct hierarchical profiles: First, k representative users are

selected from the nearest neighbors of the cluster centroid μ_s as follows:

$$\mathcal{R}_s = \arg \min_{u \in \mathcal{G}_s, |\mathcal{R}_s| = k} \|\mathbf{u}_{\text{long}} - \mu_s\|_2. \quad (7)$$

We input the long-term historical behavior sequences of these k representative users $\bigcup_{u \in \mathcal{R}_s} I'_{\text{long}}(u)$ into the *Profile LLM* to generate a textual profile \mathcal{D}_s for this user group \mathcal{G}_s (e.g., "Tech enthusiasts: Prefer flagship mobile phones and foldable screen devices"). The *Profile LLM* is used without fine-tuning, leveraging its native capabilities. The prompt template is provided in Appendix A.1.

4.2.4 Short-Term Sequence Processing. To directly capture the essential information embedded in users' short-term interest sequences, we adopt a category mapping strategy instead of clustering methods for information consolidation. Specifically, for each item I_i^s in the short-term sequence $I_{\text{short}} = \{I_{N-K+1}^s, \dots, I_N^s\}$, we apply a predefined mapping function $c(\cdot)$ to transform it into a corresponding category label. This process yields a category list $C_{\text{short}} = (c(I_{N-K+1}^s), c(I_{N-K+2}^s), \dots, c(I_N^s))$. Subsequently, we convert this list into a set $C'_{\text{short}} = \{c(I_i^s) \mid i = N-K+1, \dots, N\}$ of length \mathcal{T} to eliminate redundant information and focus on the diversity of categories engaged by the user in recent interactions.

4.3 Periodic Collaborative Optimization

Existing methods [33], after obtaining feedback from the *Relevance LLM* and completing the alignment of the *Novelty LLM*, only generate a static offline database. This makes them unable to continuously integrate dynamically updated user behavior information and also causes the system to fail to achieve closed-loop optimization based on incremental data. To address this issue, we propose a Periodic Collaborative Optimization (PCO) mechanism: by regularly feeding

back user preferences learned by the *Relevance LLM* to the *Novelty LLM* for incremental alignment, and providing the output of the incrementally fine-tuned *Novelty LLM* to the *Relevance LLM* for re-scoring, thereby constructing a sustainably evolving dual-model iterative loop.

4.3.1 Novelty LLM Fine-tuning and Inference. We design distinct prompt construction strategies for the Supervised Fine-Tuning (SFT) [24] and inference stages of the *Novelty LLM*. Specifically, we first process the short-term interaction category sequence C'_{short} to obtain S_{short} , where the last category $S_{\text{short}}^{(t)}$ has not appeared in the long-term interaction sequence I_{long} . Based on this, we construct prompts for SFT and inference as follows:

$$\mathcal{P}_{\text{ft-nov}}^{(t-2:t-1)} = \mathcal{D}_s \oplus S_{\text{short}}^{(t-2:t-1)}, \mathcal{P}_{\text{infer-nov}} = \mathcal{D}_s \oplus C'_{\text{short}}, \quad (8)$$

where the fine-tuning prompt $\mathcal{P}_{\text{ft-nov}}^{(t-2:t-1)}$ combines the user group profile \mathcal{D}_s with the $(t-2)$ -th to $(t-1)$ -th elements in the short-term category sequence S_{short} , so as to predict the t -th short-term category $S_{\text{short}}^{(t)}$. The objective function for SFT is:

$$\mathcal{L}_{\text{SFT}} = - \sum_{t=3}^{|S_{\text{short}}|} \log P_{\theta} \left(S_{\text{short}}^{(t)} \mid \mathcal{P}_{\text{ft-nov}}^{(t-2:t-1)} \right). \quad (9)$$

This fine-tuning process learns the fundamental representations of user behavior patterns through autoregressive reconstruction of short-term interest sequences. During inference, we append a novelty trigger instruction to the prompt to guide the model to generate candidate novel categories based on the user profile and historical interactions:

$$C_n = \text{Novelty_LLM}(\mathcal{P}_{\text{infer-nov}}), \quad (10)$$

where C_n denotes the set of predicted novel categories. The fine-tuning configuration and prompt template of *Novelty LLM* are detailed in Appendix A.2.

4.3.2 Relevance LLM Fine-tuning and Inference. Drawing inspiration from the RLHF framework [24], we treat the *Relevance LLM* as a reward model, which is optimized through alignment with human preferences. Differentiated prompts are adopted for the fine-tuning and inference stages of this model, specifically defined as:

$$\mathcal{P}_{\text{ft-rel}}^{(t-2:t-1)} = \mathcal{D}_s \oplus C'_{\text{short}}^{(t-2:t-1)} \oplus c_{\text{pos/neg}}, \mathcal{P}_{\text{infer-rel}} = \mathcal{D}_s \oplus C'_{\text{short}} \oplus C_{n_i}, \quad (11)$$

where the novel category C_{n_i} satisfies $C_{n_i} \in C_n$. c_{pos} represents the actual clicked category $C'_{\text{short}}^{(t)}$ by the user, and c_{neg} is a randomly sampled negative sample from the currently exposed but unclicked categories. The corresponding discriminative loss function is:

$$\mathcal{L}_{\text{RM}} = - \mathbb{E}_{(x, c_{\text{pos}}, c_{\text{neg}})} [\log \sigma(r_{\phi}(x, c_{\text{pos}}) - r_{\phi}(x, c_{\text{neg}}))], \quad (12)$$

where x denotes the prompt $\mathcal{P}_{\text{ft-rel}}^{(t-2:t-1)}$. By learning the function r_{ϕ} , the score of positive samples is made higher than that of negative samples, i.e., satisfying $r_{\phi}(x, c_{\text{pos}}) > r_{\phi}(x, c_{\text{neg}})$. After fine-tuning, the *Relevance LLM* performs inference evaluation on new candidate categories:

$$s_i = \text{Relevance_LLM}(\mathcal{P}_{\text{infer-rel}}), \quad (13)$$

where the generated alignment score s_i , after normalization, represents the matching degree between the candidate category and

Table 1: Statistics of datasets.

Datasets	#users	#items	#interactions	#categories
Movielens-1M	6,040	3,416	1,000,209	18
MTRec	1,450,381	27,953	330,722,395	594

user interests. Finally, the target categories are selected through a threshold filtering mechanism:

$$C_{\text{align}} = \{c_i \in C_n \mid s_i > \tau_{\text{align}}\}, \quad (14)$$

where τ_{align} is an adjustable confidence threshold. The fine-tuning configuration and prompt template of *Relevance LLM* are detailed in Appendix A.3.

4.3.3 Dynamic Closed-loop Optimization. We perform periodic collaborative updates for the *Novelty LLM* and the *Relevance LLM*. Let the user behavior dataset stored in the system at the beginning of the k -th cycle be \mathcal{D}_k . Uniformly sample a 1% subset from it:

$$\mathcal{D}_k^{\text{sub}} = \{(\mathcal{P}_j, c_{\text{pos},j}, c_{\text{neg},j}) \mid j = 1, \dots, N\}, \quad N = \lfloor 0.01 \times |\mathcal{D}_k| \rfloor, \quad (15)$$

where \mathcal{P} represents the union of $\mathcal{P}_{\text{infer-nov}}$ and the incremental positive categories from the $(k-1)$ -th cycle. c_{pos} and c_{neg} are the categories with the higher and lower relevance scores predicted by the *Relevance LLM* in the current k -th cycle, respectively. Based on the Direct Preference Optimization (DPO) method [25], incremental fine-tuning is performed on the *Novelty LLM* with reference to the fixed reference model π_{ref} composed of the parameters of the *Novelty LLM* from the $(k-1)$ -th cycle. Its optimization objective is:

$$\mathcal{L}_{\text{DPO}} = -\mathbb{E}_{\mathcal{D}_k^{\text{sub}}} [\log \sigma(\beta(\log \frac{\pi_{\theta}(c_{\text{pos}} \mid \mathcal{P})}{\pi_{\text{ref}}(c_{\text{pos}} \mid \mathcal{P})} - \log \frac{\pi_{\theta}(c_{\text{neg}} \mid \mathcal{P})}{\pi_{\text{ref}}(c_{\text{neg}} \mid \mathcal{P})}))], \quad (16)$$

where the temperature coefficient β controls the strength of the strategy deviating from the reference model.

To avoid catastrophic forgetting [18, 19] of the *Novelty LLM* during the incremental fine-tuning process, we introduce the KL divergence to constrain parameter updates:

$$\mathcal{L}_{\text{TOTAL}} = \mathcal{L}_{\text{DPO}} + \alpha D_{\text{KL}}(\pi_{\theta}(c_{\text{pos}} \mid \mathcal{P}) \parallel \pi_{\text{ref}}(c_{\text{pos}} \mid \mathcal{P})), \quad (17)$$

where α is the loss coefficient. The incrementally fine-tuned *Novelty LLM* generates novel categories that are more aligned with user preferences. These newly generated categories are fed back to the *Relevance LLM* for scoring; in turn, the evaluation results of the *Relevance LLM* drive further optimization of the *Novelty LLM*. The two thus form a dynamic closed loop, enabling continuous evolution based on incremental data.

4.3.4 Offline Storage. To reduce the computational pressure on the online serving system, we adopt an offline storage strategy for learned novel categories: all aligned categories C_{align} are persistently stored in a distributed key-value database, decoupling the exploration process from online inference. Specifically, we construct composite keys by concatenating the Collaborative Semantic ID (CSID) with the hashed representation of C_{short} ; the corresponding values are used to store the novel category list C_{align} . This design enables efficient online retrieval during the serving process through simple database queries alone.

Table 2: Overall performance on Movielens-1M and MTRec datasets. The last row Improv. indicates the relative improvements of the best performing method (bolded) over the strongest baselines (underlined).

Type	Method	Movielens-1M				MTRec			
		C-H@1	C-N@5	NCP@5	CLTP@5	C-H@10	C-N@10	NCP@10	CLTP@10
Exploitation	Two-tower	0.8949	0.1356	0.0394	0.0375	0.7945	0.3741	0.0014	0.0007
	GRU4Rec	0.8791	0.1255	0.0619	0.0322	0.7893	0.3759	0.0010	0.0004
	SASRec	0.8923	0.1361	0.0590	0.0491	0.7887	0.3681	0.0012	0.0003
	Bert4Rec	0.8919	<u>0.1375</u>	0.0349	0.0378	<u>0.8014</u>	<u>0.3855</u>	0.0015	0.0004
Exploration	HUCB	0.8096	0.0966	0.0703	0.0580	0.6904	0.2995	0.0029	0.0008
	pHUCB	0.8173	0.1043	0.0860	0.0599	0.7082	0.3148	0.0026	0.0010
	NLB	0.8045	0.0955	0.0794	0.0508	0.7259	0.3294	0.0037	0.0013
	LLM-KERec	0.8848	0.1243	0.0803	0.0680	0.7729	0.3672	0.0045	0.0019
	EXPLORE	0.8872	0.1282	0.1033	0.0836	0.7852	0.3703	0.0059	0.0027
	Google-v1	0.8854	0.1262	<u>0.1394</u>	<u>0.1204</u>	0.7843	0.3690	<u>0.0077</u>	<u>0.0034</u>
	Google-v2	0.8376	0.0962	0.1294	0.1184	0.7484	0.3174	0.0072	0.0030
	CoEA (w/o Long)	0.8749	0.1158	0.1504	0.1387	0.7835	0.3748	0.0083	0.0042
	CoEA (w/o Short)	0.8901	0.1305	0.1499	0.1372	0.7983	0.3814	0.0082	0.0040
	CoEA (w/o R-LLM)	0.8657	0.1124	0.1529	0.1393	0.7803	0.3710	0.0086	0.0046
	CoEA	0.8996	0.1387	0.1535	0.1397	0.8069	0.3887	0.0087	0.0047
	Improv.	+0.53%	+0.87%	+10.11%	+16.03%	+0.69%	+0.83%	+12.99%	+38.24%

5 EXPERIMENTS

In this section, we present empirical results to demonstrate the effectiveness of our proposed CoEA. These experiments are designed to answer the following research questions:

- **RQ1** How does CoEA perform compared with state-of-the-art recommendation models?
- **RQ2** What is the effect of Dual-Stable Interest Exploration and Periodic Collaborative Optimization in our proposed CoEA?
- **RQ3** How does CoEA perform in the real-world online recommendations with practical metrics?
- **RQ4** How do hyper-parameters in CoEA impact recommendation performance?

5.1 Experimental Settings

5.1.1 Datasets. To validate the effectiveness of our method, we conduct evaluations on two real-world datasets: Movielens-1M¹ and MTRec. Movielens-1M is a movie rating dataset with 18 movie categories, and its data processing refers to [30]. The MTRec dataset is collected from real recommendation scenarios on the homepage of Meituan App (Meituan is one of the largest takeaway platforms in China). It contains 25 days of user click behavior data from April 2 to 26, 2025, in a certain city, covering 594 item categories. This dataset is divided by time into a training set (first 20 days), a validation set (21th-23th day), and a test set (last two day). Detailed statistics of the datasets are shown in Table 1.

5.1.2 Metrics. We employ different evaluation metrics across offline and online experiments. For offline evaluation, category-level metrics are prioritized: recommendation quality is quantified by Category Hit Rate (C-H@K) and Category Normalized Discounted Cumulative Gain (C-N@K) to capture user preference alignment, while novelty is measured via self-defined metrics including Novel Category Proportion (NCP@K) and Category Long-Tail Proportion

¹<https://grouplens.org/datasets/movielens/1m/>

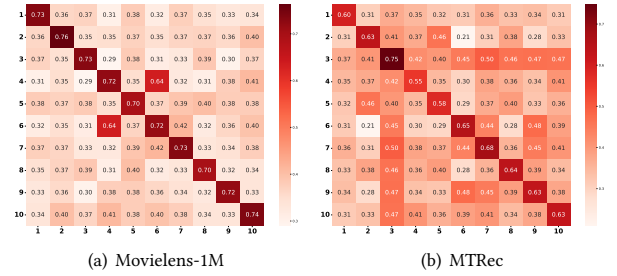


Figure 3: Heatmaps of inter-group and intra-group user similarity for the Movielens-1M and MTRec datasets.

(CLTP@K). In online settings, business metrics are adopted: Gross Transaction Value (GTV) reflects quality impact, and 7-Day Novel Item Exposure Proportion (7D-NIEP) assesses novelty in real-world deployments. Comprehensive metric definitions and computational details are documented in Appendix A.4.

5.2 Overall Performance Comparison (RQ1)

We compare our CoEA with 4 exploitation-based baseline models (i.e., Two-tower [38], GRU4Rec [15], SASRec [17], and Bert4Rec [30]) and 7 exploration-based baseline models (i.e., HUCB/pHUCB [28], NLB [29], LLM-KERec [40], EXPLORE [8], Google-v1 [33], and Google-v2 [32]). Since the two datasets do not contain multimodal information, we use a text LLM instead of a multimodal LLM when conducting experiments on the Google-v2 model. Details of the baseline models are available in Appendix A.5, and implementation details of CoEA are in Appendix A.6. The experimental results are the average value obtained after running five times. Table 2 presents the overall performance on the two datasets, with the result analysis as follows:

- The CoEA model achieves significant performance improvements across multiple benchmark datasets. Compared to

Table 3: The cosine similarity between the category representation and the user representations.

	Movielens-1M	MTRec
Random	0.252	0.226
CoEA-Exchange	0.483	0.462
CoEA	0.561	0.502

the best-performing baseline, it demonstrates an average gain of 0.73% on category-level quality metrics (C-H@K and C-N@K) and a remarkable 19.34% improvement on category-level novelty metrics (NCP@K and CLTP@K). These results confirm that CoEA effectively resolves the core challenge of balancing quality and diversity in traditional recommendation systems, particularly excelling in long-tail category discovery with a 27.14% boost in CLTP metrics.

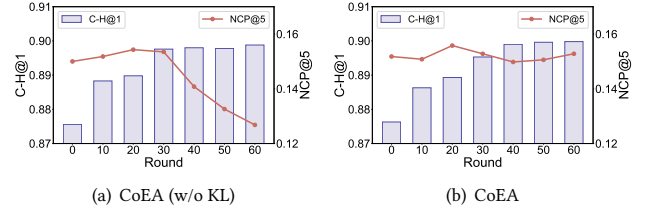
- Exploration-based baselines exhibit a clear performance trade-off when compared to exploitation-based approaches: while achieving substantial gains in novelty metrics (NCP@K and CLTP@K), they generally underperform in quality metrics (C-H@K and C-N@K).
- Google-v1 shares architectural similarities with CoEA, as both employ a dual-model framework combining *Novelty LLM* and *Relevance LLM*, whereas Google-v2 utilizes a single novelty-focused multimodal LLM. Leveraging the human-behavior alignment capability of its *Relevance LLM*, Google-v1 significantly outperforms Google-v2 on quality metrics (C-H@K and C-N@K). Notably, CoEA surpasses Google-v1 across all metrics, demonstrating its ability to maintain novelty advantages while further enhancing recommendation relevance through multi-cycle incremental fine-tuning.

5.3 Ablation Study (RQ2)

Since the Dual-Stable Interest Exploration module and the Periodic Collaborative Optimization mechanism are the core of CoEA, we validate the effectiveness of these core components through ablation experiments.

5.3.1 Impact of Dual-Stable Interest Exploration. For the validation experiment of the Dual-Stable Interest Exploration (DSIE) module, we design ablation tests and construct two variant models: CoEA (w/o Long), which removes the long-term sequence, and CoEA (w/o Short), which removes the short-term sequence. Experimental results (as shown in Table 2) show that CoEA (w/o Long) significantly declines in core quality metrics (C-H@K and C-N@K) with an average drop of 5.9%, while its novelty metrics (NCP and CLTP) remain stable. In contrast, CoEA (w/o Short) only has slight fluctuations in novelty metrics and no obvious attenuation in core performance metrics. This confirms the key role of DSIE in capturing users' stable preferences.

To further validate the effectiveness of each component in the DSIE module, we conduct a two-phase analysis. In the user clustering validation phase, we employ the Movielens-1M (clustered into 50 groups) and MTRec (clustered into 100 groups) datasets. Figure 3 presents the heatmap of user groups generated by RQ-VAE. For each dataset, we randomly select 10 user groups and sample two subsets

**Figure 4: Quality and Novelty Metrics Across Fine-tuning Rounds: CoEA vs. CoEA (w/o KL) in Movielens-1M dataset.**

of 30 user representations per group. After averaging the representations within each subset, we obtain two representative vectors per group and compute their cosine similarity. The results demonstrate that the average intra-group cosine similarity is significantly higher than inter-group similarity, confirming that users with consistent interests are accurately aggregated. Notably, Movielens achieves higher intra-group similarity than MTRec, attributable to its fewer user groups yielding better clustering performance.

In the model validation stage we design comparative experiments to validate the effectiveness of long-term interest sequence modeling with results shown in Table 3. Specifically we use *Novelty LLM* to generate 100 item representations for each novel category and obtain category representation vectors via average pooling; we then compute the cosine similarity between these category representations and user long-term interest representations output by Causal Self-attention (CSA). For comprehensive model evaluation we set two control experiments: (1) a Random baseline which calculates similarity between category representations and the average of 10 randomly selected irrelevant user representations; and (2) a CoEA-Exchange baseline which feeds short-term interest sequences (instead of long-term ones) into CSA to derive user representations. Experimental results on both Movielens-1M and MTRec datasets show our method (average similarity 0.532) significantly outperforms the Random baseline (average similarity 0.239) and the CoEA-Exchange baseline (average similarity 0.473) validating that long-term interest sequence modeling captures more stable user preference information enabling the LLMs to more accurately recommend novel categories aligned with user interests.

5.3.2 Impact of Periodic Collaborative Optimization. To validate the effectiveness of the Periodic Collaborative Optimization (PCO) mechanism, we conduct an ablation study by removing the *Relevance LLM* to construct a variant model CoEA (w/o R-LLM). As shown in Table 2, while the novelty metrics remain largely stable, the recommendation quality significantly deteriorates. This demonstrates that relying solely on the *Novelty LLM* leads to quality degradation, whereas the PCO mechanism effectively maintains recommendation relevance through alignment, ensuring suggested items better match user preferences.

We further validate PCO's incremental optimization through multi-round fine-tuning experiments on the Movielens-1M dataset. Comparing the original CoEA and its variant CoEA (w/o KL), i.e., without the KL divergence loss, we conduct 0-60 rounds of incremental fine-tuning (5 batches per round, batch size=1024).

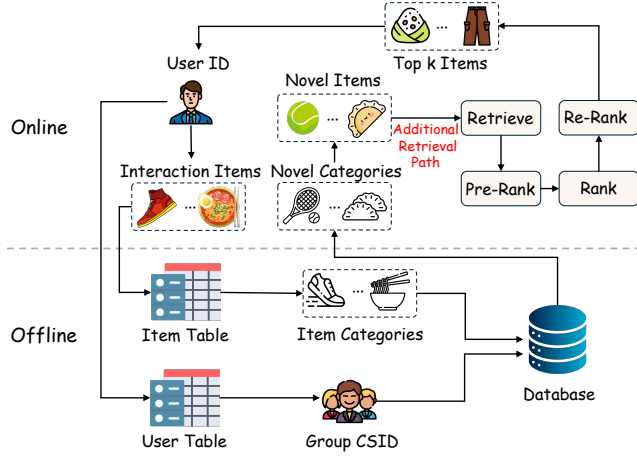


Figure 5: Deployment architecture of CoEA in online recommendation system.

Each round feeds back 1% stored data to *Novelty LLM* while synchronously optimizing *Relevance LLM*. Figure 4 shows that while both models improve quality metrics and maintain novelty stability initially, beyond 30 rounds the KL-ablated variant exhibits stagnated quality and significant novelty degradation, whereas CoEA preserves stability. This confirms the KL divergence loss prevents *Novelty LLM* from strong feedback loops that compromise novelty.

5.4 Online A/B test (RQ3)

CoEA has been successfully deployed in Meituan App’s homepage recommendation system. As shown in Figure 5, the system processes $T-1$ historical behavior logs offline via Spark while capturing real-time behavior streams through Flink. Upon user request, the feature engine retrieves group CSIDs from offline User Table and item categories from Item Table, queries the Database for novel categories, and generates an additional retrieval path after filtering. Cold-start users are mapped to default group CSID with learning data updated daily. A 20-day A/B test demonstrates CoEA’s significant improvements: +1.203% GTV and +2.364% 7D-NIEP. This validates that CoEA effectively models the relationship between users’ long-term interests and novel categories, enabling it to discover latent interests while maintaining recommendation relevance, thereby achieving synergistic optimization of both business metrics and novelty.

5.5 Hyper-Parameter Studies (RQ4)

In this section, we conduct experiments on the Movielens-1M dataset to explore the impact of the four parameters, and the experimental results are shown in Figure 6.

Impact of sequence filtering threshold. When τ is in the range of $[5, 9]$, the metrics C-H@1 and NCP@5 show fluctuations, where C-H@1 remains stable above 0.896 and NCP@5 remains stable above 0.152. When τ is in the range of $[1, 5]$, both C-H@1 and NCP@5 show an upward trend as τ increases, which indicates that noise interference will lead to a decrease in C-H@1 and C-N@5.

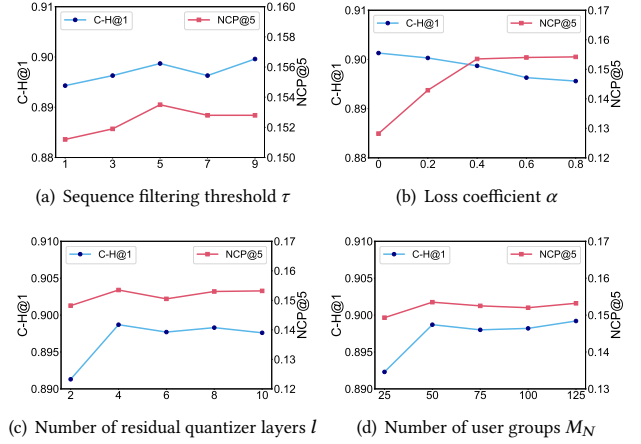


Figure 6: Performance of the four parameters with different values on the Movielens-1M dataset.

Impact of loss coefficient. The model achieves the best stability when $\alpha = 0.4$. During 30 rounds of incremental learning: if $\alpha \leq 0.2$, catastrophic forgetting will cause a sharp drop in NCP@5; if $\alpha \geq 0.6$, parameter rigidity will lead to a decrease in C-H@1. The setting of $\alpha = 0.4$ realizes the synchronous optimization of quality metrics and novelty metrics.

Impact of number of residual quantizer layers. When l is in the range of $[4, 10]$, the metrics C-H@1 and NCP@5 show fluctuations with no significant changes; when $l = 2$, both metrics decrease significantly, indicating that the discrimination of user groups is poor at this time; while when l is greater than 4, the improvement of metrics is not obvious. Therefore, the setting of $l = 4$ balances semantic granularity and computational efficiency.

Impact of number of user groups. When M_N is in the range of $[50, 125]$, the metrics C-H@1 and NCP@5 show fluctuations. Under extreme configurations: when $M_N = 25$, overly coarse group division will lead to a decrease in both metrics; when $M_N > 100$, although the metrics do not decrease, the excessive number of groups will increase online retrieval latency. Therefore, the optimal value is $M_N = 50$.

6 CONCLUSION AND FUTURE WORK

Our proposed CoEA alleviates the Exploration-and-Exploitation dilemma in exploratory recommendation through two components: the first is DSIE, which can simultaneously capture the stable commonalities at the group level and the dynamic timeliness at the individual level; the second is PCO, which can dynamically optimize the generation of novel content based on real-time relevance signals. Experiments on industrial-scale datasets demonstrate the superior performance of CoEA: in offline evaluation, its recommendation quality and novelty discovery ability are significantly better than those of baseline models; the online deployment in Meituan App further verifies its practical value, successfully achieving a GTV increase of +1.203% and a 7D-NIEP growth of +2.364%. For future work, we will focus on optimizing the real-time performance of model updates for cold-start users.

REFERENCES

- [1] Josh Achiam, Steven Adler, Sandhini Agarwal, Lama Ahmad, Ilge Akkaya, Florencia Leoni Aleman, Diogo Almeida, Janko Altmenschmidt, Sam Altman, Shyamal Anadkat, et al. 2023. Gpt-4 technical report. *arXiv preprint arXiv:2303.08774* (2023).
- [2] Peter Auer, Nicolo Cesa-Bianchi, and Paul Fischer. 2002. Finite-time analysis of the multiarmed bandit problem. *Machine learning* 47, 2 (2002), 235–256.
- [3] Edoardo Bianchi. 2025. Beyond Relevance: An Adaptive Exploration-Based Framework for Personalized Recommendations. *arXiv preprint arXiv:2503.19525* (2025).
- [4] Aili Chen, Aonian Li, Bangwei Gong, Binyang Jiang, Bo Fei, Bo Yang, Boji Shan, Changqing Yu, Chao Wang, Cheng Zhu, et al. 2025. MiniMax-M1: Scaling Test-Time Compute Efficiently with Lightning Attention. *arXiv preprint arXiv:2506.13585* (2025).
- [5] Minmin Chen. 2021. Exploration in recommender systems. In *Proceedings of the 15th ACM Conference on Recommender Systems*. 551–553.
- [6] Minmin Chen, Yuyan Wang, Can Xu, Ya Le, Mohit Sharma, Lee Richardson, Su-Lin Wu, and Ed Chi. 2021. Values of user exploration in recommender systems. In *Proceedings of the 15th ACM Conference on recommender systems*. 85–95.
- [7] Qiwei Chen, Huan Zhao, Wei Li, Pipei Huang, and Wenwu Ou. 2019. Behavior sequence transformer for e-commerce recommendation in alibaba. In *Proceedings of the 1st international workshop on deep learning practice for high-dimensional sparse data*. 1–4.
- [8] Erica Coppolino, Giuseppe Manco, and Aristides Gionis. 2024. Relevance meets diversity: A user-centric framework for knowledge exploration through recommendations. In *Proceedings of the 30th ACM SIGKDD conference on knowledge discovery and data mining*. 490–501.
- [9] Sunhao Dai, Ninglu Shao, Haiyuan Zhao, Weijie Yu, Zihua Si, Chen Xu, Zhongxiang Sun, Xiao Zhang, and Jun Xu. 2023. Uncovering chatgpt’s capabilities in recommender systems. In *Proceedings of the 17th ACM Conference on Recommender Systems*. 1126–1132.
- [10] Yufei Feng, Fuyu Lv, Weichen Shen, Menghan Wang, Fei Sun, Yu Zhu, and Keping Yang. 2019. Deep session interest network for click-through rate prediction. *arXiv preprint arXiv:1905.06482* (2019).
- [11] Yunfan Gao, Tao Sheng, Youlin Xiang, Yun Xiong, Haofen Wang, and Jiawei Zhang. 2023. Chat-rec: Towards interactive and explainable llms-augmented recommender system. *arXiv preprint arXiv:2303.14524* (2023).
- [12] Daya Guo, Dejian Yang, Haowei Zhang, Junxiao Song, Ruoyu Zhang, Runxin Xu, Qihao Zhu, Shirong Ma, Peiyi Wang, Xiao Bi, et al. 2025. Deepseek-r1: Incentivizing reasoning capability in llms via reinforcement learning. *arXiv preprint arXiv:2501.12948* (2025).
- [13] Jesse Harte, Wouter Zorgdrager, Panos Louridas, Asterios Katsifodimos, Dietmar Jannach, and Marios Fragkoulis. 2023. Leveraging large language models for sequential recommendation. In *Proceedings of the 17th ACM Conference on Recommender Systems*. 1096–1102.
- [14] Zhankui He, Zhouhang Xie, Rahul Jha, Harald Steck, Dawen Liang, Yesu Feng, Bodhisattwa Prasad Majumder, Nathan Kallus, and Julian McAuley. 2023. Large language models as zero-shot conversational recommenders. In *Proceedings of the 32nd ACM international conference on information and knowledge management*. 720–730.
- [15] Balázs Hidasi, Alexandros Karatzoglou, Linas Baltrunas, and Domonkos Tikk. 2015. Session-based recommendations with recurrent neural networks. *arXiv preprint arXiv:1511.06939* (2015).
- [16] Yupeng Hou, Junjie Zhang, Zihan Lin, Hongyu Lu, Ruobing Xie, Julian McAuley, and Wayne Xin Zhao. 2024. Large language models are zero-shot rankers for recommender systems. In *European Conference on Information Retrieval*. Springer, 364–381.
- [17] Wang-Cheng Kang and Julian McAuley. 2018. Self-attentive sequential recommendation. In *2018 IEEE international conference on data mining (ICDM)*. IEEE, 197–206.
- [18] Sudipta Kar, Giuseppe Castellucci, Simone Filice, Shervin Malmasi, and Oleg Rokhlenko. 2022. Preventing catastrophic forgetting in continual learning of new natural language tasks. In *Proceedings of the 28th ACM SIGKDD Conference on Knowledge Discovery and Data Mining*. 3137–3145.
- [19] Tomasz Korbak, Hady Elsahar, Germán Kruszewski, and Marc Dymetman. 2022. On reinforcement learning and distribution matching for fine-tuning language models with no catastrophic forgetting. *Advances in Neural Information Processing Systems* 35 (2022), 16203–16220.
- [20] Pan Li, Yuyan Wang, Ed H Chi, and Minmin Chen. 2023. Hierarchical Reinforcement Learning for Modeling User Novelty-Seeking Intent in Recommender Systems. *arXiv preprint arXiv:2306.01476* (2023).
- [21] Jianghao Lin, Rong Shan, Chenxu Zhu, Kounianhua Du, Bo Chen, Shigang Quan, Ruiming Tang, Yong Yu, and Weinan Zhang. 2024. Rella: Retrieval-enhanced large language models for lifelong sequential behavior comprehension in recommendation. In *Proceedings of the ACM Web Conference* 2024. 3497–3508.
- [22] Qijiong Liu, Nuo Chen, Tetsuya Sakai, and Xiao-Ming Wu. 2024. Once: Boosting content-based recommendation with both open-and closed-source large language models. In *Proceedings of the 17th ACM International Conference on Web Search and Data Mining*. 452–461.
- [23] Masoud Mansoury, Himan Abdollahpouri, Mykola Pechenizkiy, Bamshad Mobasher, and Robin Burke. 2020. Feedback loop and bias amplification in recommender systems. In *Proceedings of the 29th ACM international conference on information & knowledge management*. 2145–2148.
- [24] Long Ouyang, Jeffrey Wu, Xu Jiang, Diogo Almeida, Carroll Wainwright, Pamela Mishkin, Chong Zhang, Sandhini Agarwal, Katarina Slama, Alex Ray, et al. 2022. Training language models to follow instructions with human feedback. *Advances in neural information processing systems* 35 (2022), 27730–27744.
- [25] Rafael Rafailov, Archit Sharma, Eric Mitchell, Christopher D Manning, Stefano Ermon, and Chelsea Finn. 2023. Direct preference optimization: Your language model is secretly a reward model. *Advances in neural information processing systems* 36 (2023), 53728–53741.
- [26] Shashank Rajput, Nikhil Mehta, Anima Singh, Raghunandan Hulikal Keshavan, Trung Vu, Lukasz Heldt, Lichan Hong, Yi Tay, Vinh Tran, Jonah Samost, et al. 2023. Recommender systems with generative retrieval. *Advances in Neural Information Processing Systems* 36 (2023), 10299–10315.
- [27] Xubin Ren, Wei Wei, Lianghao Xia, Lixin Su, Suqi Cheng, Junfeng Wang, Dawei Yin, and Chao Huang. 2024. Representation learning with large language models for recommendation. In *Proceedings of the ACM Web Conference* 2024. 3464–3475.
- [28] Yu Song, Shuai Sun, Jianxun Lian, Hong Huang, Yu Li, Hai Jin, and Xing Xie. 2022. Show me the whole world: Towards entire item space exploration for interactive personalized recommendations. In *Proceedings of the Fifteenth ACM International Conference on Web Search and Data Mining*. 947–956.
- [29] Yi Su, Xiangyu Wang, Elaine Ya Le, Liang Liu, Yuening Li, Haokai Lu, Benjamin Liphitz, Sriraj Badam, Lukasz Heldt, Shuchao Bi, et al. 2024. Long-term value of exploration: measurements, findings and algorithms. In *Proceedings of the 17th ACM International Conference on Web Search and Data Mining*. 636–644.
- [30] Fei Sun, Jun Liu, Jian Wu, Changhua Pei, Xiao Lin, Wenwu Ou, and Peng Jiang. 2019. BERT4Rec: Sequential recommendation with bidirectional encoder representations from transformer. In *Proceedings of the 28th ACM international conference on information and knowledge management*. 1441–1450.
- [31] Saúl Vargas and Pablo Castells. 2011. Rank and relevance in novelty and diversity metrics for recommender systems. In *Proceedings of the fifth ACM conference on Recommender systems*. 109–116.
- [32] Haoting Wang, Jianling Wang, Hao Li, Fangjun Yi, Mengyu Fu, Youwei Zhang, Yifan Liu, Liang Liu, Minmin Chen, Ed H Chi, et al. 2025. Serendipitous Recommendation with Multimodal LLM. *arXiv preprint arXiv:2506.08283* (2025).
- [33] Jianling Wang, Yifan Liu, Yinghao Sun, Xuejian Ma, Yueqi Wang, He Ma, Zhengyang Su, Minmin Chen, Mingyan Gao, Onkar Dalal, et al. 2025. User Feedback Alignment for LLM-powered Exploration in Large-scale Recommendation Systems. *arXiv preprint arXiv:2504.05522* (2025).
- [34] Jianling Wang, Haokai Lu, Yifan Liu, He Ma, Yueqi Wang, Yang Gu, Shuzhou Zhang, Ningren Han, Shuchao Bi, Lexi Baugher, et al. 2024. LLMs for user interest exploration in large-scale recommendation systems. In *Proceedings of the 18th ACM Conference on Recommender Systems*. 872–877.
- [35] Wei Wei, Xubin Ren, Jiabin Tang, Qinyong Wang, Lixin Su, Suqi Cheng, Junfeng Wang, Dawei Yin, and Chao Huang. 2024. Llmrec: Large language models with graph augmentation for recommendation. In *Proceedings of the 17th ACM International Conference on Web Search and Data Mining*. 806–815.
- [36] Haolun Wu, Yansen Zhang, Chen Ma, Fuyuan Lyu, Bowei He, Bhaskar Mitra, and Xue Liu. 2024. Result diversification in search and recommendation: A survey. *IEEE Transactions on Knowledge and Data Engineering* (2024).
- [37] An Yang, Anfeng Li, Baosong Yang, Beichen Zhang, Binyuan Hui, Bo Zheng, Bowen Yu, Chang Gao, Chengen Huang, Chenxu Lv, et al. 2025. Qwen3 technical report. *arXiv preprint arXiv:2505.09388* (2025).
- [38] Ji Yang, Xinyang Yi, Derek Zhiyuan Cheng, Lichan Hong, Yang Li, Simon Xiaoming Wang, Taibai Xu, and Ed H Chi. 2020. Mixed negative sampling for learning two-tower neural networks in recommendations. In *Companion proceedings of the web conference 2020*. 441–447.
- [39] Xu Yang, Hanwang Zhang, Guojun Qi, and Jianfei Cai. 2021. Causal attention for vision-language tasks. In *Proceedings of the IEEE/CVF conference on computer vision and pattern recognition*. 9847–9857.
- [40] Qian Zhao, Hao Qian, Ziqi Liu, Gong-Duo Zhang, and Lihong Gu. 2024. Breaking the barrier: utilizing large language models for industrial recommendation systems through an inferential knowledge graph. In *Proceedings of the 33rd ACM International Conference on Information and Knowledge Management*. 5086–5093.
- [41] Guorui Zhou, Na Mou, Ying Fan, Qi Pi, Weijie Bian, Chang Zhou, Xiaoqiang Zhu, and Kun Gai. 2019. Deep interest evolution network for click-through rate prediction. In *Proceedings of the AAAI conference on artificial intelligence*, Vol. 33. 5941–5948.
- [42] Guorui Zhou, Xiaoqiang Zhu, Chenru Song, Ying Fan, Han Zhu, Xiao Ma, Yanghui Yan, Junqi Jin, Han Li, and Kun Gai. 2018. Deep interest network for click-through rate prediction. In *Proceedings of the 24th ACM SIGKDD international conference on knowledge discovery & data mining*. 1059–1068.

A APPENDIX

A.1 Relevant Details of the Profile LLM

For *Profile LLM*, no fine-tuning is performed, and its native capabilities are directly utilized with the prompt template as shown in Figure 7(a).

A.2 Relevant Details of the Novelty LLM

For *Novelty LLM*, it is trained through supervised fine-tuning based on the Qwen2.5-7B-Instruct-1M model. Its prompt template is shown in Figure 7(b). Its fine-tuning prompt and inference prompt are $\mathcal{P}_{\text{ft-nov}}^{(t-2:t-1)}$ and $\mathcal{P}_{\text{infer-nov}}$ respectively, and they share the same prompt template, with differences only in the specific content to be filled during inference: for fine-tuning, the content corresponding to #Categories in the template is $\mathcal{S}_{\text{short}}^{(t-2:t-1)}$ from $\mathcal{P}_{\text{ft-nov}}^{(t-2:t-1)}$; for inference, the content corresponding to #Categories in the template is $\mathcal{C}'_{\text{short}}$ from $\mathcal{P}_{\text{infer-nov}}$. If their lengths are different, the last two categories of $\mathcal{C}'_{\text{short}}$ are selected to ensure consistent length.

Specifically, the LoRA method (rank = 8, targeting all layers) is adopted for efficient fine-tuning, combined with DeepSpeed to achieve automated training optimization; mixed-precision training enables FP16 (including dynamic loss scaling with an initial scaling exponent of 16, a scaling window of 1000 steps, and a minimum scaling value of 1) and BF16 (both set to "auto"); ZeRO optimization stage 2 improves memory utilization through configurations such as full-partition collection and distributed reduction (with a communication bucket size of 500MB and overlapping communication and computation). The training is conducted with a per-device batch size of 2, gradient accumulation of 2, and a learning rate of 1.0e-4.

In the incremental fine-tuning of closed-loop optimization, we perform LoRA fine-tuning on *Novelty LLM* using the DPO (Direct Preference Optimization) method, with specific configurations as follows: LoRA rank is 8, covering all layers, the preference value is set to 0.1, and the sigmoid loss function is adopted. Regarding training parameters, the single-device batch size is 2, the number of gradient accumulations is 8, and the learning rate is 5.0e-6.

A.3 Relevant Details of the Relevance LLM

For *Relevance LLM*, it is also based on the Qwen2.5-7B-Instruct-1M model, with fine-tuning configurations consistent with those of *Novelty LLM*. Its prompt template is shown in Figure 7(c). The fine-tuning prompt $\mathcal{P}_{\text{ft-rel}}^{(t-2:t-1)}$ and inference prompt $\mathcal{P}_{\text{infer-rel}}$ share the same template, with differences only in the specific content to be filled during inference: during fine-tuning, #Category1 in the template corresponds to $\mathcal{C}'_{\text{short}}^{(t-2:t-1)}$ from $\mathcal{P}_{\text{ft-rel}}^{(t-2:t-1)}$, and #Category2 corresponds to c_{pos} or c_{neg} from it; during inference, #Category1 in the template corresponds to $\mathcal{C}'_{\text{short}}$ from $\mathcal{P}_{\text{infer-rel}}$, and #Category2 corresponds to c_{n_i} from it. If $\mathcal{C}'_{\text{short}}^{(t-2:t-1)}$ and $\mathcal{C}'_{\text{short}}$ have different lengths, the last two categories of $\mathcal{C}'_{\text{short}}$ should be selected to ensure consistent length.

A.4 Evaluation Metrics

A.4.1 Category Hit Rate (C-H@K). This metric measures the proportion of categories that match users' preferred categories in the top K results of the recommendation list. Here, \mathcal{U} represents the

set of users, K is the truncation position, and $\mathcal{C}_u^{\text{pref}}$ denotes the set of historical preferred categories of user u (such as categories that have been clicked or purchased). hit_u is defined as the number of categories in the top K recommendations for user u that belong to $\mathcal{C}_u^{\text{pref}}$. Its calculation formula is:

$$\text{C-H@K} = \frac{1}{|\mathcal{U}|} \sum_{u \in \mathcal{U}} \frac{\text{hit}_u}{K}. \quad (18)$$

A.4.2 Category Normalized Discounted Cumulative Gain (C-N@K). This metric evaluates the quality of category ranking in the recommendation list, calculated by the ratio of Discounted Cumulative Gain (DCG) to Ideal Discounted Cumulative Gain (IDCG). Here, $\text{rel}(c_i)$ represents the relevance score of the category at the i -th position in the recommendation list (e.g., 1 if the user clicks on items of this category, 0 otherwise), and $\log_2(i+1)$ is the position discount factor. The DCG for user u is defined as $\text{DCG}_u = \sum_{i=1}^K \frac{\text{rel}(c_i)}{\log_2(i+1)}$, and IDCG_u is the DCG value of the theoretically optimal ranking for user u . The global formula is:

$$\text{C-N@K} = \frac{1}{|\mathcal{U}|} \sum_{u \in \mathcal{U}} \frac{\text{DCG}_u}{\text{IDCG}_u}. \quad (19)$$

A.4.3 Novel Category Proportion (NCP@K). This metric calculates the proportion of new categories (that users have never been exposed to) in the top K recommended categories relative to the total categories in the system. Here, \mathcal{C} is the set of all categories in the system, and $\mathcal{C}_u^{\text{hist}}$ is the set of historically clicked categories by user u . new_u is defined as the number of categories in the top K recommended categories for user u that do not belong to $\mathcal{C}_u^{\text{hist}}$ (i.e., $\text{new}_u = \sum_{c \in \mathcal{C}_u^K} \mathbb{I}[c \notin \mathcal{C}_u^{\text{hist}}]$). The global formula is:

$$\text{NCP@K} = \frac{1}{|\mathcal{U}|} \sum_{u \in \mathcal{U}} \frac{\text{new}_u}{|\mathcal{C}|}. \quad (20)$$

A.4.4 Category Long-Tail Proportion (CLTP@K). This metric measures the coverage of long-tail categories (categories in the bottom 20% of click volume ranking) in the top K recommended categories. The set of long-tail categories is defined as $\mathcal{C}^{\text{tail}} \subset \mathcal{C}$, and tail_u represents the number of categories in the top K recommended categories for user u that belong to $\mathcal{C}^{\text{tail}}$ (i.e., $\text{tail}_u = \sum_{c \in \mathcal{C}_u^K} \mathbb{I}[c \in \mathcal{C}^{\text{tail}}]$). The global formula is:

$$\text{CLTP@K} = \frac{1}{|\mathcal{U}|} \sum_{u \in \mathcal{U}} \frac{\text{tail}_u}{|\mathcal{C}|}. \quad (21)$$

A.4.5 Gross Transaction Value (GTV). This metric counts the total transaction amount directly generated by the recommendation system during the experiment. \mathcal{T} is defined as the set of orders guided by recommendations, and $\text{value}(\tau)$ represents the transaction amount of a single order τ . Its calculation formula is:

$$\text{GTV} = \sum_{\tau \in \mathcal{T}} \text{value}(\tau). \quad (22)$$

A.4.6 7-Day Novel Item Exposure Proportion (7D-NIEP). This metric measures the proportion of completely new items (that were not exposed to the user in the past 7 days) among the items exposed on the current day. \mathcal{I}_u^t is defined as the set of items exposed

You are an AI assistant skilled at determining user group portraits. You can generate a portrait of a user group based on the historical click behaviors (`{clicked items}`) of k typical users \mathcal{R}_s within that user group. It should be noted that the generated portrait must be presented in the form of a textual description.

(a) Profile LLM

You are an AI assistant skilled at recommending novel item categories. Based on user profile: \mathcal{D}_s and category information of the user's two recent clicked categories: `#Categories`, you can recommend 1 novel category that the user may be interested in, thereby stimulating the user's new demands. Note that all category information includes: `{All category information}`.

(b) Novelty LLM

You are an AI assistant skilled at judging user interests. Based on the user profile: \mathcal{D}_s , the category information of the user's two recent clicked categories `#Category1`, and one given category `#Category2`, you can output the user's interest score in this category (the score is in decimal form). Note that all category information includes: `{All category information}`.

(c) Relevance LLM

Figure 7: The prompt templates for the three different LLMs.

to user u on date t , and $\mathcal{E}_u^{[t-7, t-1]}$ represents the set of historically exposed items of the user in the 7 days before day t . new_u is the number of newly exposed items on the current day (i.e., $new_u = \sum_{i \in \mathcal{I}_u^t} \mathbb{I}[i \notin \mathcal{E}_u^{[t-7, t-1]}]$), and $total_u = |\mathcal{I}_u^t|$ is the total number of exposures. The global formula is:

$$7D-NIEP = \frac{1}{|\mathcal{U}|} \sum_{u \in \mathcal{U}} \frac{new_u}{total_u}. \quad (23)$$

A.5 Baselines

To verify the effectiveness of our method, we compare it with representative baseline models, including 4 exploitation-based baselines: Two-tower [38], GRU4Rec [15], SASRec [17], and Bert4Rec [30], as well as 7 exploration-based baselines, namely HUCB [28], pHUCB [28], NLB [29], LLM-KERec [40], EXPLORE [8], Google-v1 [33], and Google-v2 [32].

- **Two-tower** [38]: A method using the DNN two-tower architecture has replaced the previous MLP method.
- **GRU4Rec** [15]: An RNN-based model that uses GRU to model user behavior sequences.
- **SASRec** [17]: The first transformer-based sequential recommendation model with unidirectional causal self-attention.
- **Bert4Rec** [30]: A representative sequential recommendation model, which employs the deep bidirectional selfattention to model user behavior sequences.
- **HUCB** [28]: A method that constructs a hierarchical item tree, converts exploration into path decision-making from root to leaf nodes, and backpropagates feedback.
- **pHUCB** [28]: A method based on HUCB that avoids upper-level node misleading by expanding qualified visible nodes.
- **NLB** [29]: A scalable exploration algorithm suitable for deep learning-based recommendation systems.
- **LLM-KERec** [40]: A complementary knowledge-enhanced recommendation system based on LLMs.
- **EXPLORE** [8]: A method that integrates relevance and diversity, and forms a novel recommendation strategy.
- **Google-v1** [33]: An approach that combines hierarchical planning with LLM inference scaling and distinguishes between the goals of novelty and user alignment.
- **Google-v2** [32]: A framework that introduces multimodal large models based on Google-v1 and discovers users' new interests through the chain-of-thought strategy.

A.6 Implementation Details

The sequence filtering click threshold is set to $\tau = 5$; the CSA is configured with an embedding dimension of $d = 128$, a layer depth of $L = 4$, and 4 attention heads. For the Movielens-1M dataset, the configuration of RQ-VAE is as follows: the codebook size is 16, the number of layers of the residual quantizer is $l = 4$, and the number of user groups M_N is 50. For the MTRec dataset, the configuration of RQ-VAE is: the codebook size is 64, the number of layers of the residual quantizer is $l = 4$, and the number of user groups M_N is 4000. The number of group representative users is $k = 8$, the DPO temperature coefficient is $\beta = 0.1$, and the alignment threshold is $\tau_{\text{align}} = 0.5$. The coefficient of $\alpha = 0.4$ of KL divergence. The online model implements daily incremental fine-tuning and updates the offline database, while the offline model is configured differently based on datasets: 30 rounds for Movielens-1M and 1000 rounds for MTRec (each round consists of 5 batches with a batch size of 1024), with 1% of \mathcal{D}_{inc} fed back to the *Novelty LLM* per epoch to synchronously optimize the *Relevance LLM*.