

RL-PLUS: Countering Capability Boundary Collapse of LLMs in Reinforcement Learning with Hybrid-policy Optimization

Yihong Dong^{1,2}, Xue Jiang^{1,2}, Yongding Tao¹, Huanyu Liu¹, Kechi Zhang¹, Lili Mou^{3,4}, Rongyu Cao², Yingwei Ma², Jue Chen², Binhua Li², Zhi Jin¹, Fei Huang², Yongbin Li², Ge Li¹

¹ School of Computer Science, Peking University ² Tongyi Lab, Alibaba Group

³ Department of Computing Science, University of Alberta ⁴ Canada CIFAR AI Chair

dongyh@stu.pku.edu.cn lige@pku.edu.cn

Abstract

Reinforcement Learning with Verifiable Reward (RLVR) has significantly advanced the complex reasoning abilities of Large Language Models (LLMs). However, it struggles to break through the inherent capability boundaries of the base LLM, due to its inherently on-policy strategy with LLM’s immense action space and sparse reward. Further, RLVR can lead to the capability boundary collapse, narrowing the LLM’s problem-solving scope. To address this problem, we propose RL-PLUS, a novel approach that synergizes internal exploitation (i.e., Thinking) with external data (i.e., Learning) to achieve stronger reasoning capabilities and surpass the boundaries of base models. RL-PLUS integrates two core components: Multiple Importance Sampling to address for distributional mismatch from external data, and an Exploration-Based Advantage Function to guide the model towards high-value, unexplored reasoning paths. We provide both theoretical analysis and extensive experiments to demonstrate the superiority and generalizability of our approach. The results show that RL-PLUS achieves state-of-the-art performance compared with existing RLVR methods on six math reasoning benchmarks and exhibits superior performance on six out-of-distribution reasoning tasks. It also achieves consistent and significant gains across diverse model families, with average relative improvements ranging from 21.1% to 69.2%. Moreover, Pass@k curves across multiple benchmarks indicate that RL-PLUS effectively resolves the capability boundary collapse problem.¹

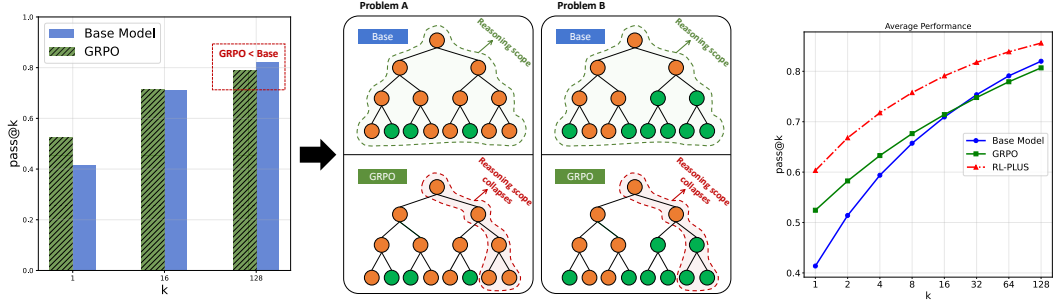
1 Introduction

The paradigm of Reinforcement Learning with Verifiable Reward (RLVR) has significantly propelled the improvement of reasoning performance in Large Language Models (LLMs), particularly in solving complex tasks involving math and coding (OpenAI, 2024; Guo et al., 2025; KimiTeam, 2025). RLVR optimizes LLMs’ performance via a reinforcement learning process guided by verifiable reward computation, e.g., determining whether an output matches a ground-truth math answer or passes unit tests for coding. This method enables LLMs to scale their computation at test time by extending Chain-of-Thought (CoT) processes and spontaneously exhibit sophisticated cognitive behaviors such as reflection and exploration. In traditional RL, such as AlphaGo (Silver et al., 2016) and AlphaZero (Silver et al., 2017), agents can explore new strategies autonomously, improving themselves to the point of even surpassing human-level performance (Silver et al. (2016); Mnih et al. (2015)). Similarly, RLVR is believed to be a promising way for LLMs to achieve continuous self-evolution toward more powerful AI (Guo et al., 2025).

Despite the empirical successes, some work (Havrilla et al., 2024; Shao et al., 2024; Yue et al., 2025) points out that current RLVR cannot enable LLMs to acquire novel reasoning abilities, but rather simply utilize reasoning patterns already in the base model. As shown in Figure 1 (a), while the

⁰Work done during Yihong Dong and Xue Jiang’s internship at Tongyi Lab.

¹Our code is available at <https://github.com/YihongDong/RL-PLUS>.



(a) Collapse Problem of Capability Boundaries in LLMs after RLVR training. (b) Benefits of Our RL-PLUS.

Figure 1: (a) The commonly used RLVR methods can lead to the collapse problem of capability boundaries in LLMs. (b) RL-PLUS can counter capability boundary collapse problem of LLMs in RLVR, showing larger pass@k.

pass@1 performance of the RLVR-trained model surpasses that of the base model, its pass@128² is substantially lower. This trend suggests that the underlying capability distribution of the base model is broader and that RLVR, in its current form, may constrain the search space, thereby limiting the acquisition of fundamentally new reasoning pathways.

This limitation stems from a fundamental challenge when applying RLVR to LLMs: the potential solution space of LLMs is extremely immense and sparse that current RLVR techniques cannot effectively guide the model to explore new and unknown pathways, i.e., outward exploration. The challenge is particularly acute in long reasoning tasks where rewards are contingent upon the successful completion of an entire inferential chain. A single erroneous step can nullify the reward for the entire trajectory, thus failing to provide a positive signal for acquiring new knowledge. Consequently, the model is compelled to focus on inward exploitation, meaning it refines and optimizes the knowledge and reasoning methods it already possesses. This results in a contraction of the model’s exploratory range and a shrinking of its capabilities. Not only does this prevent the model from acquiring new information or abilities that surpass its foundational base model, but it also significantly impedes any sustained enhancement of its overall performance.

Drawing inspiration from educational philosophy, “If one learns from others but does not think, one will be bewildered. If, on the other hand, one thinks but does not learn from others, one will be in peril”³. Current RLVR can be viewed as the latter case, which excels at “thinking” through inward exploitation but demonstrates an inadequacy in “learning” through outward exploration. Conversely, approaches like Supervised Fine-Tuning (SFT) represent the former case, focusing on imitating solutions rather than acquiring underlying reasoning.

This motivates us to develop approaches of RLVR with effective external learning, but there are two key challenges that need to be addressed. First, a distributional mismatch between the model’s policy and the external data source is inevitable. Standard importance sampling corrections for RL are inadequate: employing an on-policy approach introduces systematic bias, whereas a direct off-policy approach suffers from high variance when the distributions diverge significantly. Second, there is the challenge of efficiently extracting valuable information from this external data. Models are naturally inclined to favor high-probability tokens, thereby reinforcing existing knowledge. However, the key to discovering novel reasoning often lies in exploring low-probability tokens that the model would otherwise ignore.

In this paper, we propose RL-PLUS, a novel approach designed to synergize external data (‘Learning’) with internal exploitation (‘Thinking’) during reinforcement learning process. RL-PLUS has two core techniques. ❶ To resolve the issue of distributional mismatch, we employ Multiple Importance Sampling. This technique provides a low-variance, unbiased estimation of rewards by combining information from multiple policies, effectively balancing the trade-offs between bias and

²The pass@k calculates the proportion of problems the model can potentially solve within a finite (k) number of attempts metric is commonly used to gauge a model’s capability boundary.

³A principle from the philosopher and educator Confucius.

variance. ② To promote the discovery of new knowledge, we introduce an Exploration-Based Advantage Function. This mechanism reshapes the learning objective by up-weighting advantages for reasoning paths that are correct but are hard to explore (i.e., low probability) under the current policy. This explicitly incentivizes the model to explore and learn from valuable information it would typically overlook. We also provide the theoretical analysis demonstrating that our approach achieves lower bias-variance compared to existing state-of-the-art (SOTA) RLVR method when leveraging external data.

Our extensive evaluation, conducted across six mathematical reasoning benchmarks and six diverse out-of-distribution datasets encompassing programming and scientific QA, reveals the superior performance of RL-PLUS. RL-PLUS not only significantly outperforms existing SOTA RLVR method but also demonstrates a greater capacity for generalization. The effectiveness of RL-PLUS is further validated by consistent and significant gains across diverse model families. Furthermore, the analysis of Pass@k curves indicates that RL-PLUS effectively transcends the inherent capability ceiling of the base model, thereby addressing capability boundary collapse observed in prior RLVR approaches.

2 Background and Related Work

2.1 Preliminary Knowledge

This section first establishes the theoretical preliminaries necessary to understand our work, focusing on the formulation of LLM reasoning as a reinforcement learning problem. It then provides a critical review of related work, identifying key limitations in existing methods and thereby motivating the design of our proposed RL-PLUS.

LLM-based Reasoning as a Markov Decision Process. We frame the task of generating a reasoning sequence (e.g., a solution to a math problem) as a Markov Decision Process (MDP) (Puterman, 2014). At each timestep t , the state s_t consists of the initial prompt q concatenated with the sequence of previously generated tokens, $y_{<t}$. The action a_t is the selection of the next token y_t from the vocabulary. The model, or policy π_θ , maps a state to a distribution over actions. A reward $R(q, y)$ is provided only upon completion of the entire sequence y . In the context of RLVR, this reward is typically sparse and binary. For example, a score is 1 if the final answer is correct and 0 otherwise. The objective is to learn a policy π_θ that maximizes the expected cumulative reward $J(\theta) = \mathbb{E}_{y \sim \pi_\theta} [R(q, y)]$.

Policy Gradient Optimization. Policy gradient methods are the standard for optimizing LLMs in on-policy RLVR settings. Group Relative Policy Optimization (GRPO) (Shao et al., 2024) shows exceptional performance in various tasks, especially to enable effective scaling within the RLVR paradigm. Compared to Proximal Policy Optimization (PPO) algorithm (Schulman et al., 2017), GRPO leverages group-normalized rewards to estimate advantages, eliminating the need for a value model and thereby improving computational efficiency. The standard GRPO objective is:

$$\mathcal{J}_{\text{RL}}(\theta) = \mathbb{E}_{(q,y) \sim \mathcal{D}_{\text{on}}} \left[\sum_{t=1}^{|y|} \min(r_{i,t}(\theta) A_i, \text{clip}(r_{i,t}(\theta), 1 - \epsilon, 1 + \epsilon) A_i) \right] - \beta \mathcal{D}_{\text{KL}}[\pi_\theta || \pi_{\text{ref}}] \quad (1)$$

$$r_{i,t}(\theta) = \frac{\pi_\theta(o_{i,t} \mid q, o_{i,<t})}{\pi_{\theta_{\text{old}}}(o_{i,t} \mid q, o_{i,<t})}, \quad (2)$$

$$A_i = \frac{R_i - \text{mean}(\{R_1, R_2, \dots, R_G\})}{\text{std}(\{R_1, R_2, \dots, R_G\})}, \quad (3)$$

where $r_{i,t}(\theta)$ is the importance sampling ratio and A_i is the estimated advantage for an on-policy trajectory y_i . Recent work, such as Simple-rl (Zeng et al., 2025) and DAPO (Yu et al., 2025), has proposed either setting the KL coefficient β to a very small value or omitting the KL term in Equation 1 entirely. The rationale is that during the training of a model for long CoT reasoning, the model’s distribution is expected to diverge significantly from the initial policy, rendering this constraint unnecessary.

Evaluating Reasoning Boundaries with pass@k. To accurately assess a model’s true problem-solving capabilities, we utilize the ‘pass@k’ metric (Chen et al., 2021). It measures the probability of obtaining at least one correct answer within k independent samples for a given problem. Unlike mean accuracy (‘pass@1’), ‘pass@k’ provides a more comprehensive view of the model’s reasoning potential and is critical for evaluating whether a method expands the set of solvable problems (Yue et al., 2025).

This on-policy RLVR formalism, while powerful, leads to two fundamental challenges when the goal is to surpass a base model’s intrinsic capabilities: (1) an inability to effectively integrate novel, external knowledge due to the high variance and bias associated with off-policy data, and (2) the tendency for on-policy exploration to collapse into known, high-probability reasoning paths, thereby shrinking the model’s reasoning boundary. These challenges directly motivate our approach.

2.2 Related Work

We position RL-PLUS by critically examining two primary lines of research: on-policy RL for reasoning and hybrid SFT-RL methodologies.

On-Policy RLVR and Its Intrinsic Limitations Reinforcement learning has become a cornerstone for enhancing LLM reasoning. Seminal works have shown that RLVR can significantly improve performance on complex reasoning tasks by rewarding correct final answers (Guo et al., 2025; Zeng et al., 2025; Hu et al., 2025). Subsequent research has refined this paradigm; for instance, PRIME-Zero (Cui et al., 2025) uses implicit process rewards, and Oat-Zero (Liu et al., 2025b) simplifies the advantage calculation in GRPO.

However, a growing body of evidence reveals a critical flaw in these on-policy methods: they primarily optimize existing knowledge rather than discovering new reasoning capabilities. This leads to two well-documented issues. First is the ‘Capability Boundary Collapse’. While RLVR models often show superior ‘pass@1’ performance, their advantage diminishes as k increases in ‘pass@k’ evaluations, with base models eventually surpassing them (Yue et al., 2025). This strongly suggests that RLVR refines the probability of known correct paths but fails to expand the overall set of solvable problems. Second, these methods suffer from Entropy Collapse, where policy entropy sharply decreases during training, making the model overly deterministic and hindering further exploration. This indicates that on-policy RLVR, by its nature, is prone to “inward exploration” that reinforces existing biases and limits the model’s potential.

Hybrid SFT-RL Methods To overcome the knowledge limitations of pure RL, researchers have explored hybrid methods that combine RL with SFT on external demonstration data. Early approaches employed sequential, multi-stage training (SFT then RL), as seen in models like Instruct-GPT (Ouyang et al., 2022). While conceptually simple, this often leads to catastrophic forgetting of the SFT-learned knowledge and suffers from computational inefficiency.

More recent work has focused on unified or interleaved training frameworks. For example, ReLIFT (Ma et al., 2025) alternates between RL and online fine-tuning on difficult problems, while LUFFY (Yan et al., 2025) selectively imitates high-quality external trajectories using a mixed policy. In another example, TAPO (Wu et al., 2025) enhances RL by integrating external, high-level guidance in the form of “thought patterns” abstracted from prior data. Other methods, such as SASR (Chen et al., 2025) and SuperRL (Liu et al., 2025a), employ adaptive switches to dynamically balance SFT and RL objectives based on training state. While these methods are more sophisticated, they often rely on complex, potentially unstable heuristics for balancing the two learning signals. Moreover, simply adding an SFT loss to the RL objective, as explored in “GRPO w/ SFT Loss,” can degrade performance, highlighting the difficulty of effective integration. Even advanced frameworks like UFT (Wang et al., 2024b), which aim to unify SFT and RL to accelerate convergence, do not explicitly address how to stabilize off-policy updates while simultaneously directing exploration towards novel solutions.

Motivation The foregoing analysis reveals persistent gaps in the literature. On-policy RLVR methods are constrained by the base model’s inherent knowledge, while existing hybrid SFT-RL methods lack a principled mechanism to both stabilize learning from external, off-policy data and

explicitly incentivize exploration of low-probability but correct reasoning pathways. RL-PLUS is designed to directly address these deficiencies.

3 RL-PLUS

RL-PLUS is designed to overcome the LLM’s collapse problem of capability boundaries present in existing RLVR methods. It achieves this by integrating externally-guided exploration with the exploitation of internal reasoning pathways, which consists of two core components, including: (1) Multiple Importance Sampling to mitigate distributional mismatch, and (2) Exploration-Based Advantage Function to guide the model toward high-value yet unexplored reasoning paths.

3.1 Mitigating Distributional Mismatch with Multiple Importance Sampling

A central challenge in learning from a static dataset $\mathcal{D}_e = \{e_i\}_{i=1}^N$ is the distributional shift between the target policy π_θ and the unknown behavior policy π_ω . Standard importance sampling (IS) presents a dilemma for correcting this mismatch. On-policy IS surrogates, which use a proxy like $\pi_{\theta_{old}}$ in the denominator, are systematically biased when applied to external data from π_ω . Conversely, the theoretically correct off-policy estimator, using weights $r_t^e(\theta) = \frac{\pi_\theta(e_t|e_{<t})}{\pi_\omega(e_t|e_{<t})}$, suffers from support mismatch of π_θ and prohibitively high variance as the policies diverge, which destabilizes training. This issue is compounded by the fact that π_ω is usually unknown, rendering direct weight computation infeasible.

To solve this, we introduce Multiple Importance Sampling to construct an estimator with lower variance and controllable bias. Instead of directly estimating π_ω , we treat the generation of an external sample as arising from a mixture policy composed of the previous policy $\pi_{\theta_{old}}$ and the external policy π_ω . Therefore, the Multiple Importance Sampling of each token can be defined as:

$$r_{i,t}^m(\theta) = \frac{2\pi_\theta(e_{i,t}|q, e_{i,<t})}{\pi_\omega(e_{i,t}|q, e_{i,<t}) + \pi_{\theta_{old}}(e_{i,t}|q, e_{i,<t})}, \quad (4)$$

where $e_{i,t}$ is the t -th token in the external data trajectory e_i . It replaces the aforementioned *explosive bias from poor proxy or support mismatch* with a controlled, bounded distortion error, making the overall MIS estimator robust for stable learning from external data. The formal denominator acts as a crucial *variance guardrail*. The presence of $\pi_{\theta_{old}}$, which is intentionally kept close to π_θ , prevents the ratio from exploding even if π_ω is highly dissimilar, ensuring the estimator’s variance remains bounded.

Theorem 3.1 (Variance Robustness of MIS). *So long as there is at least one policy in the behavior pool $\{\pi_{\beta_k}\}$ (e.g., $\pi_{\beta_k^*}$) that is a good approximation of the target policy π_θ (i.e., $\pi_{\beta_k^*} \approx \pi_\theta$), the variance of the MIS estimator will be low. The estimator is insensitive to other arbitrarily “bad” behavior policies in the pool.*

A key challenge remains: the behavior policy π_ω is unknown. We require a robust method to estimate it. Instead of naively using a proxy, we derive an estimator for π_ω from a principled Bayesian perspective. We frame the estimation as a decision problem where we must balance our belief in our available model, $\pi_{\theta_{old}}$, against a state of maximal uncertainty, represented by a non-informative uniform policy \mathcal{U} . This allows us to hedge against model error, leading to the following Bayes-optimal estimator.

Theorem 3.2 (Bayes-Optimal Policy Estimator). *Let the model space for the unknown behavior policy π_ω be composed of two candidate models: (1) The specific proxy policy, $\pi_{\theta_{old}}$, representing our available, specific information. (2) A non-informative uniform policy, $\mathcal{U}(\tau)$, representing maximal uncertainty. Let the trajectory space \mathcal{T} have a finite volume $V = \int_{\mathcal{T}} d\tau$, such that $\mathcal{U}(\tau) = 1/V$. Under the Principle of Indifference, we assign equal prior probabilities to these models, i.e., $P(\pi_\omega = \pi_{\theta_{old}}) = P(\pi_\omega = \mathcal{U}) = 1/2$. Then, the estimator $\hat{\pi}_\omega$ that minimizes the Bayes risk (expected L2 error) is the Bayesian model average: $\hat{\pi}_\omega^*(\tau) = \frac{1}{2}\pi_{\theta_{old}}(\tau) + \frac{1}{2}\mathcal{U}(\tau)$ (Proof in Appendix B.5)*

3.2 Efficient Exploration with Exploration-Based Advantage Function

Merely incorporating external data stably is insufficient; we must also guide the model to focus on its most valuable information, especially the "new knowledge" that the model is unlikely to discover on its own. Models tend to favor high-probability tokens, whereas novel knowledge is often embedded in correct reasoning paths that the model considers to have low probability.

To this end, we design an Exploration-Based Advantage Function, $A_{i,t}^c$, which prioritizes encouraging the model to explore reasoning steps that are correct but hard to explore, which can be defined as:

$$A_{i,t}^c = \frac{R_i - \text{mean}(\{R_1, R_2, \dots, R_G\})}{\text{std}(\{R_1, R_2, \dots, R_G\})} \cdot C_{i,t} \quad (5)$$

The first term is the standardized reward for all trajectories, including both internal exploration and external data, and the second term is the weight to encourage exploration. Inspired by focal loss (Lin et al., 2017), we define the weight $C_{i,t}$ as:

$$C_{i,t} = (1 - \text{detach}(\pi_\theta(e_{i,t}|q, e_{i,<t})))^\gamma, \quad (6)$$

where $\pi_\theta(e_{i,t}|q, e_{i,<t})$ represents the model's exploration probability in the correct token $e_{i,t}$ from the external data. When it is hard to explore (i.e., π_θ is small), the weight $C_{i,t}$ becomes large, amplifying the advantage signal for that timestep and compelling the model to attend to this overlooked region. γ is a hyperparameter to control the weight. The 'detach' function is a standard operation in Torch that prevents gradients from backpropagating through the probability calculation, which enhances training stability.

3.3 The Composite RL-PLUS Objective

To synergize internal exploitation \mathcal{D}_o with external data \mathcal{D}_e , we formulate the final RL-PLUS training objective as a composite function. The overall objective $\mathcal{J}_{\text{RL-PLUS}}(\theta)$ is defined as:

$$\mathcal{J}_{\text{RL-PLUS}}(\theta) = \underbrace{\mathbb{E}_{(o_i, A_i) \sim \mathcal{D}_o} [r_{i,t}(\theta) A_i]}_{\text{Internal Exploitation (Thinking)}} + \underbrace{\mathbb{E}_{(e_i, A_{i,t}^c) \sim \mathcal{D}_e} [r_{i,t}^m(\theta) A_{i,t}^c]}_{\text{External data for Exploration (Learning)}} \quad (7)$$

where the first term represents the standard policy gradient objective (e.g., GRPO or PPO), which is responsible for stabilizing and improving upon the model's existing reasoning capabilities. The second term constitutes the core of our contribution, which drives the policy to external exploration. It leverages our two primary innovations: (1) Multiple Importance Sampling $r_{i,t}^m(\theta)$, which provides a low-variance, robust mechanism for integrating external data, and (2) Exploration-Based Advantage Function $A_{i,t}^c$, which re-weights the learning signal to prioritize novel yet high-value reasoning paths. Moreover, we deliberately omit the clipping mechanism (e.g., $\text{clip}(r_t(\theta), 1 - \epsilon, 1 + \epsilon)$), which would suppress the very gradient signals corresponding to highly informative, low-probability events, the "new knowledge" we aim to acquire. By removing this constraint, RL-PLUS is empowered to take larger, more assertive optimization steps when it encounters valuable information in the external data, thereby accelerating the assimilation of novel knowledge and more effectively expanding its capability boundaries.

4 Experimental Setup

Training Details. For our training, we use the dataset from previous work (Yan et al., 2025), which contains 45,000 prompts from OpenR1-Math-220k with correct reasoning trajectories annotated by Deepseek-R1. In implementing the RL algorithm, we leverage the VeRL framework (Sheng et al., 2024). We set the batch size to 128 and the mini-batch size to 64. For each problem, we generate 8 rollouts, with a maximum response length of 8192 tokens. For our approach, we replace one of the model-generated rollouts with a correct reasoning trajectory from training dataset. It is important to note that we ensure all other RL algorithms maintain the same parameter settings as RL-PLUS to

guarantee a fair comparison. By default, we use the Qwen2.5-Math-7B model (Yang et al., 2024) as base model, following previous work (Yan et al., 2025).

Evaluation. In line with established practices, we evaluate the performance of RL-PLUS on a comprehensive suite of standard mathematical reasoning benchmarks, including GSM8K (Cobbe et al., 2021), MATH500 (Hendrycks et al., 2021), Minerva Math (Lewkowycz et al., 2022), and OlympiadBench (He et al., 2024), as well as on competition-level benchmarks such as AIME 2024 (Li et al., 2024) and AMC 2023 (Li et al., 2024). Additionally, although our training focuses on math, we extend our evaluation to out-of-domain (OOD) tasks to assess the robustness and generalization capabilities of our approach. The OOD datasets include ARC-c (Clark et al., 2018) (Open-Domain Reasoning), GPQA-diamond (Rein et al., 2024) (Science Graduate Knowledge), MMLU-Pro (Wang et al., 2024a) (Reasoning-focused Questions from Academic Exams and Textbooks), as well as three code generation datasets: HumanEval (Chen et al., 2021), LeetCode (Guo et al., 2024), and LiveCodeBench (Jain et al., 2024). During evaluation, we set the sampling temperature to 1 and report the pass@1 metric by default.

Baselines. We compare our approach with two categories of baselines, all trained upon the same base model. The first category comprises seven recently proposed RLVR methods, including: 1) **SimpleRL** (Zeng et al., 2025) and 2) **OpenReasoner-Zero** (Hu et al., 2025) are two open-source RL implementations that train starting from the base model using rule-based rewards. SimpleRL employs a token-level, length-rectified GRPO algorithm, while OpenReasoner-Zero utilizes the PPO algorithm. 3) **PRIME** (Cui et al., 2025) introduces an implicit process reward based on outcome labels during RL. 4) **Oat-Zero** (Liu et al., 2025b) modifies GRPO algorithm by removing the standard deviation from the advantage computation and eliminating token-level normalization in the policy loss calculation. 5) **DAPO** (Yu et al., 2025) optimize the GRPO algorithm by introducing four operations: Clip-Higher, Dynamic Sampling, a Token-Level Policy Gradient Loss, and Overlong Reward Shaping. 6) **LUFFY** (Yan et al., 2025) leverages off-policy reasoning trajectories to augment GRPO. 7) **TAPO** (Wu et al., 2025) integrates reasoning templates into GRPO sampling process to enhance the model’s internal reasoning capabilities. 8) **ReLIFT** performs RL and SFT alternately during training. The second category consists of four straightforward baselines: 1) **SFT**, supervised fine-tuning using external reasoning trajectory data. 2) **GRPO** (Shao et al., 2024), training with GRPO algorithm on question-answer pairs. 3) **SFT+GRPO**, a common RL cold-start approach that performs SFT before RL training. 4) **GRPO w/ SFT Loss**, jointly optimizes the GRPO objective and SFT loss during training.

5 Experimental Results

5.1 Performance of RL-PLUS

The main experimental results are presented in Table 1. As the results indicate, our approach comprehensively outperforms recently proposed RLVR methods across all evaluated applications, establishing a new state-of-the-art. A comparison with several straightforward baselines clearly demonstrates the benefits of RL-PLUS. SFT can be viewed as a means of learning from external knowledge, while GRPO enables the model to explore solutions on its own through reinforcement learning. The combined “SFT+GRPO” approach yields synergistic gains, illustrating the value of integrating both external knowledge and self-exploration. However, the “GRPO w/ SFT Loss” baseline, which simply adds an SFT loss to the RL training, shows a decline in performance. This suggests that effectively merging these two learning paradigms is a non-trivial challenge. RL-PLUS significantly improves upon these baselines by an average of +5.3 points, showcasing a more potent strategy for this integration. Furthermore, when compared to recent methods like LUFFY and ReLIFT, which also incorporate external examples into their training process in some form, our approach achieves superior results. This indicates that our proposed method offers a more effective way for learning from external knowledge.

5.2 Performance on OOD Tasks

The results on out-of-distribution tasks are presented in Table 2. These results show that our approach achieves substantial improvements over all baselines, including the mainstream method

Table 1: Performance of RL-PLUS against baselines on mainstream RLVR applications. Our approach is evaluated against seven recently proposed RLVR methods and four straightforward baselines, all implemented based on Qwen2.5-Math-7B.

Method	AIME 24	AIME 25	AMC	MATH-500	Minerva	Olympiad	Avg.
Qwen2.5-Math-7B	11.5	4.9	31.3	43.6	7.4	15.6	19.0
SimpleRL	27.0	6.8	54.9	76.0	25.0	34.7	37.4
OpenReasoner	16.5	15.0	52.1	82.4	33.1	47.1	41.0
PRIME	17.0	12.8	54.0	81.4	39.0	40.3	40.7
Oat	33.4	11.9	61.2	78.0	34.6	43.4	43.7
DAPO	23.4	15.5	66.3	86.0	40.1	49.6	46.8
LUFFY	29.4	23.1	65.6	87.6	37.5	57.2	50.1
TAPO	33.3	18.6	77.5	83.4	38.2	46.2	49.5
ReLIFT	28.4	21.8	64.3	86.8	40.1	54.8	49.4
SFT	22.2	22.3	52.8	82.6	40.8	43.7	44.1
GRPO	25.1	15.3	62.0	84.4	39.3	46.8	45.5
GRPO w/ SFT Loss	19.5	16.4	49.7	80.4	34.9	39.4	40.1
SFT+GRPO	25.8	23.1	62.7	87.2	39.7	50.4	48.2
Ours	33.4	25.9	68.1	90.2	43.8	58.8	53.4

Table 2: Out-of-Distribution performance on programming tasks (HumanEval, LiveCodeBench, Codeforces) and science QA (ARC-c, GPQA-diamond, MMLU-Pro).

Method	HumanEval	LeetCode	LiveCodeBench	ARC-c	GPQA-diamond	MMLU-Pro	Avg.
Base Model	42.1	22.8	14.9	18.2	13.1	30.2	23.6
SFT	55.5	8.3	8.1	75.2	24.7	42.7	35.8
GRPO	63.4	21.1	15.3	81.7	40.4	47.5	44.9
SFT+GRPO	59.8	8.34	9.7	72.4	24.2	37.7	35.4
Ours	68.3	27.8	19.2	82.3	40.4	54.7	48.8

SFT+GRPO. It surpasses the next best baseline by an average of +5.13 points. This indicates that RL-PLUS not only enhances capabilities within a specific domain but also develops more fundamental reasoning abilities that generalize to other domains. In the domain of science QA, RL-PLUS consistently outperforms both GRPO and SFT+GRPO across all benchmarks. More notably, under a significant domain shift to programming tasks, our approach maintains its strong performance and advantage. In contrast, the performance of SFT+GRPO deteriorates significantly in this area. This demonstrates the superior robustness and generalization capabilities of our proposed method in out-of-distribution scenarios.

5.3 Acquiring Reasoning Abilities Beyond The Base Model

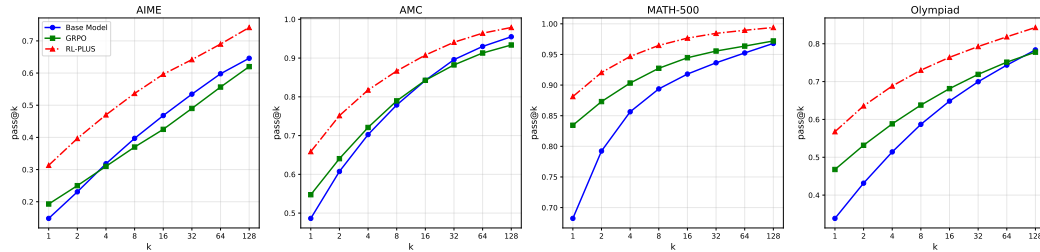


Figure 2: Pass@k curves of RL-PLUS compared with baselines across multiple benchmarks.

Figure 2 displays the pass@k performance curves for different methods across multiple tasks. A clear trend can be observed where the performance curve of the GRPO method gradually approaches that of the Base Model as the value of k increases. In some instances, the curves even intersect at larger k-values, with GRPO’s performance dropping below the base model. This phenomenon il-

illustrates the problem of "capability boundary collapse" that our work addresses. In contrast, our approach maintains a consistent performance advantage over both the Base Model and GRPO as k -values increase. This provides strong evidence that RL-PLUS effectively breaks through the capability boundary of the base model, rather than merely optimizing performance within its inherent ability range.

5.4 Training Dynamics

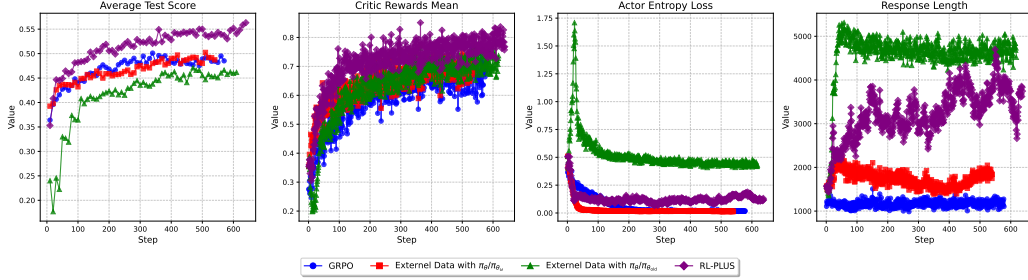


Figure 3: Training dynamics of RL-PLUS and baselines.

In Figure 3, we present the training dynamics of our proposed method and baselines on various benchmarks. As illustrated, RL-PLUS consistently outperforms the alternatives in terms of test accuracy and rewards throughout the training process. Notably, RL-PLUS continues to show a clear upward trend in performance even after the baselines have plateaued. We further analyze the changes in actor entropy during training. We observe that directly incorporating external data during rollouts leads to an "entropy explosion," causing the model's outputs to become chaotic. In contrast, the entropy of the baseline models collapses to zero over the course of training, indicating a loss of exploratory capability. The entropy of RL-PLUS, however, does not diminish to zero, which suggests that our trained model retains a considerable capacity for exploration. Prior research has established that policy performance is achieved at the cost of policy entropy; the depletion of entropy marks the upper limit of performance. This implies that RL-PLUS still possesses potential for further improvement. Additionally, the response length can reflect the test-time scaling performance of a method. The steadily increasing response length of RL-PLUS is the indicator of a healthy and robust training state.

5.5 Application on Various LLMs

To validate the applicability of RL-PLUS on various LLMs, we conduct experiments on several mainstream open-source LLMs, including LLaMA-3.1-8B, Deepseek-Math-7B, and the 1.5B and 7B versions of Qwen2.5-Math. The detailed results are presented in Table 3. The results indicate that RL-PLUS achieves comprehensively superior performance, regardless of the base model. Notably, on Qwen2.5-Math-7B model, RL-PLUS elevates the average score to 53.4, significantly outperforming the base model of 9.0 and other methods such as SFT of 44.1 and GRPO of 45.5. Furthermore, on LLaMA-3.1-8B, where methods like GRPO struggled to yield improvements, RL-PLUS successfully trained the model to achieve an absolute gain of 11.9 points. These findings provide evidence that RL-PLUS can consistently enhance LLMs of varying architectures and scales, significantly boosting their reasoning capabilities.

5.6 Ablation Study

To analyze the sources of RL-PLUS's effectiveness, we conduct a series of ablation studies, with the results presented in Table 4. We first ablate two core components of our approach: Multiple Importance Sampling and the Exploration-Based Advantage Function. The experimental results show that removing the Exploration-Based Advantage Function causes a decrease in the model's average performance from 53.4 to 50.9, demonstrating the positive contribution of this component. Furthermore, removing the Multiple Importance Sampling leads to a more significant performance degradation, with the average score dropping substantially to 45.5, which highlights the critical

Table 3: The performance of RL-PLUS based on Different LLMs.

Model	AIME 24	AIME 25	AMC	MATH-500	Minerva	Olympiad	Avg.
LLaMA-3.1-8B							
Base Model	4.7	0.4	18.5	46.4	19.8	13.2	17.2
SFT	2.6	0.9	29.8	50.0	21.3	16.9	20.2
GRPO	3.5	0.5	19.5	45.0	20.2	14.2	17.2
Ours	11.7	2.1	35.5	64.4	29.4	31.2	29.1
Deepseek-Math-7B							
Base Model	1.1	0.3	14.5	40.4	18.8	10.7	14.3
SFT	3.8	0.3	23.3	51.2	21.3	19.8	19.9
GRPO	2.5	0.2	17.3	47.0	20.9	14.5	17.1
Ours	4.1	0.3	25.0	54.8	21.7	21.4	21.3
Qwen2.5-Math-1.5B							
Base Model	7.2	3.6	26.4	28.0	9.6	21.2	16.0
SFT	11.7	13.2	37.8	70.6	26.8	31.3	31.9
GRPO	11.8	7.7	40.2	61.8	26.8	32.0	30.1
RL-PLUS	18.3	13.7	49.1	80.2	33.1	43.5	39.7
Qwen2.5-Math-7B							
Base Model	11.5	4.9	31.3	43.6	7.4	15.6	19.0
SFT	22.2	22.3	52.8	82.6	40.8	43.7	44.1
GRPO	25.1	15.3	62.0	84.4	39.3	46.8	45.5
Ours	33.4	25.9	68.1	90.2	43.8	58.8	53.4

Table 4: Ablation Study.

Method	AIME 24	AIME25	AMC	MATH-500	Minerva	Olympiad	Avg.
Variants with external data							
$\pi_\theta / \pi_{\theta_{\text{old}}}$	19.6	14.8	55.1	81.0	33.5	46.2	41.7
$\pi_\theta / \pi_{\theta_{\omega}}$	25.8	16.3	59.9	83.8	32.4	49.3	44.6
Ours	33.4	25.9	68.1	90.2	43.8	58.8	53.4
- Exploration-Based Advantage Function	28.3	24.1	67.8	88.8	40.4	56.0	50.9
- Multiple Importance Sampling	25.1	15.3	62.0	84.4	39.3	46.8	45.5

importance of this component to our overall method. Additionally, we compare our approach with two design variants. The data indicates that the performance of both variants (with average scores of 41.7 and 44.6) is considerably lower than RL-PLUS.

6 Conclusion and Future Work

In this paper, we have proposed RL-PLUS, a novel approach designed to counter the ‘‘capability boundary collapse’’ observed in LLMs trained with RLVR. RL-PLUS addresses this problem by synergizing external data with internal exploitation through two core components: Multiple Importance Sampling to resolve distributional mismatch from external data, and an Exploration-Based Advantage Function to incentivize the discovery of correct yet low-probability reasoning paths. Extensive experiments demonstrate that RL-PLUS not only achieves SOTA performance on six math reasoning benchmarks but also shows superior generalization to OOD tasks. RL-PLUS also achieves consistent and significant improvements across different model families. Most importantly, the Pass@k curves and training dynamics demonstrate that our method breaks through the reasoning capability boundary of base model, leading to further performance improvements. In future work, we will continue to develop efficient exploration strategies for RL for LLMs to achieve the rapid and continuous evolution of their capabilities.

References

Jack Chen, Fazhong Liu, Naruto Liu, Yuhan Luo, Erqu Qin, Harry Zheng, Tian Dong, Haojin Zhu, Yan Meng, and Xiao Wang. Step-wise adaptive integration of supervised fine-tuning and reinforcement learning for task-specific llms. *arXiv preprint arXiv:2505.13026*, 2025.

- Mark Chen, Jerry Tworek, Heewoo Jun, Qiming Yuan, Henrique Ponde De Oliveira Pinto, Jared Kaplan, Harri Edwards, Yuri Burda, Nicholas Joseph, Greg Brockman, et al. Evaluating large language models trained on code. *arXiv preprint arXiv:2107.03374*, 2021.
- Peter Clark, Isaac Cowhey, Oren Etzioni, Tushar Khot, Ashish Sabharwal, Carissa Schoenick, and Oyvind Tafjord. Think you have solved question answering? try arc, the ai2 reasoning challenge. *arXiv preprint arXiv:1803.05457*, 2018.
- Karl Cobbe, Vineet Kosaraju, Mohammad Bavarian, Mark Chen, Heewoo Jun, Lukasz Kaiser, Matthias Plappert, Jerry Tworek, Jacob Hilton, Reiichiro Nakano, Christopher Hesse, and John Schulman. Training verifiers to solve math word problems. *CoRR*, abs/2110.14168, 2021.
- Ganqu Cui, Lifan Yuan, Zefan Wang, Hanbin Wang, Wendi Li, Bingxiang He, Yuchen Fan, Tianyu Yu, Qixin Xu, Weize Chen, et al. Process reinforcement through implicit rewards. *arXiv preprint arXiv:2502.01456*, 2025.
- Daya Guo, Qihao Zhu, Dejian Yang, Zhenda Xie, Kai Dong, Wentao Zhang, Guanting Chen, Xiao Bi, Yu Wu, YK Li, et al. Deepseek-coder: When the large language model meets programming—the rise of code intelligence. *arXiv preprint arXiv:2401.14196*, 2024.
- Daya Guo, Dejian Yang, Haowei Zhang, Junxiao Song, Ruoyu Zhang, Runxin Xu, Qihao Zhu, et al. Deepseek-r1: Incentivizing reasoning capability in llms via reinforcement learning. *arXiv preprint arXiv:2501.12948*, 2025.
- Alexander Havrilla, Yuqing Du, Sharath Chandra Raparthy, Christoforos Nalmpantis, Jane Dwivedi-Yu, et al. Teaching large language models to reason with reinforcement learning. *arXiv preprint arXiv:2403.04642*, 2024.
- Chaoqun He, Renjie Luo, Yuzhuo Bai, Shengding Hu, Zhen Leng Thai, Junhao Shen, Jinyi Hu, Xu Han, Yujie Huang, Yuxiang Zhang, Jie Liu, Lei Qi, Zhiyuan Liu, and Maosong Sun. Olympiadbench: A challenging benchmark for promoting AGI with olympiad-level bilingual multimodal scientific problems. In *ACL (1)*, pp. 3828–3850. Association for Computational Linguistics, 2024.
- Dan Hendrycks, Collin Burns, Saurav Kadavath, Akul Arora, Steven Basart, Eric Tang, Dawn Song, and Jacob Steinhardt. Measuring mathematical problem solving with the MATH dataset. In *NeurIPS Datasets and Benchmarks*, 2021.
- Jingcheng Hu, Yinmin Zhang, Qi Han, Daxin Jiang, Xiangyu Zhang, and Heung-Yeung Shum. Open-reasoner-zero: An open source approach to scaling up reinforcement learning on the base model. *arXiv preprint arXiv:2503.24290*, 2025.
- Naman Jain, King Han, Alex Gu, Wen-Ding Li, Fanjia Yan, Tianjun Zhang, Sida Wang, Armando Solar-Lezama, Koushik Sen, and Ion Stoica. Livecodebench: Holistic and contamination free evaluation of large language models for code. *arXiv preprint arXiv:2403.07974*, 2024.
- KimiTeam. Kimi k1.5: Scaling reinforcement learning with llms. *arXiv preprint arXiv:2501.12599*, 2025.
- Aitor Lewkowycz, Anders Andreassen, David Dohan, Ethan Dyer, Henryk Michalewski, Vinay V. Ramasesh, Ambrose Slone, Cem Anil, Imanol Schlag, Theo Gutman-Solo, Yuhuai Wu, Behnam Neyshabur, Guy Gur-Ari, and Vedant Misra. Solving quantitative reasoning problems with language models. In *NeurIPS*, 2022.
- Jia Li, Edward Beeching, Lewis Tunstall, Ben Lipkin, Roman Soletskyi, Shengyi Huang, Kashif Rasul, Longhui Yu, Albert Q. Jiang, Ziju Shen, et al. Numinamath: The largest public dataset in ai4maths with 860k pairs of competition math problems and solutions. <https://huggingface.co/datasets/Numinamath>, 2024. Hugging Face repository, 13:9.
- Tsung-Yi Lin, Priya Goyal, Ross B. Girshick, Kaiming He, and Piotr Dollár. Focal loss for dense object detection. In *ICCV*, pp. 2999–3007. IEEE Computer Society, 2017.

- Yihao Liu, Shuocheng Li, Lang Cao, Yuhang Xie, Mengyu Zhou, Haoyu Dong, Xiaojun Ma, Shi Han, and Dongmei Zhang. Superrl: Reinforcement learning with supervision to boost language model reasoning. *arXiv preprint arXiv:2506.01096*, 2025a.
- Zichen Liu, Changyu Chen, Wenjun Li, Tianyu Pang, Chao Du, and Min Lin. There may not be aha moment in rl-zero-like training — a pilot study. <https://oatllm.notion.site/oat-zero>, 2025b. Notion Blog.
- Lu Ma, Hao Liang, Meiyi Qiang, Lexiang Tang, Xiaochen Ma, Zhen Hao Wong, Junbo Niu, Chengyu Shen, Runming He, Bin Cui, et al. Learning what reinforcement learning can’t: Interleaved online fine-tuning for hardest questions. *arXiv preprint arXiv:2506.07527*, 2025.
- Volodymyr Mnih, Koray Kavukcuoglu, David Silver, Andrei A Rusu, Joel Veness, Marc G Belle-mare, Alex Graves, Martin Riedmiller, Andreas K Fidjeland, Georg Ostrovski, et al. Human-level control through deep reinforcement learning. *nature*, 518(7540):529–533, 2015.
- OpenAI. Openai o1 system card and model report. 2024. Technical report, OpenAI o1 series, available online.
- Long Ouyang, Jeffrey Wu, Xu Jiang, Diogo Almeida, Carroll Wainwright, Pamela Mishkin, Chong Zhang, Sandhini Agarwal, Katarina Slama, Alex Ray, et al. Training language models to follow instructions with human feedback. *Advances in neural information processing systems*, 35: 27730–27744, 2022.
- Martin L Puterman. *Markov decision processes: discrete stochastic dynamic programming*. John Wiley & Sons, 2014.
- David Rein, Betty Li Hou, Asa Cooper Stickland, Jackson Petty, Richard Yuanzhe Pang, Julien Di-rani, Julian Michael, and Samuel R Bowman. Gpqa: A graduate-level google-proof q&a benchmark. In *First Conference on Language Modeling*, 2024.
- John Schulman, Filip Wolski, Prafulla Dhariwal, Alec Radford, and Oleg Klimov. Proximal policy optimization algorithms. *arXiv preprint arXiv:1707.06347*, 2017.
- Zhihong Shao, Peiyi Wang, Qihao Zhu, Runxin Xu, Junxiao Song, Mingchuan Zhang, Y. K. Li, Y. Wu, and Daya Guo. Deepseekmath: Pushing the limits of mathematical reasoning in open language models. *CoRR*, abs/2402.03300, 2024.
- Guangming Sheng, Chi Zhang, Zilingfeng Ye, Xibin Wu, Wang Zhang, Ru Zhang, Yanghua Peng, Haibin Lin, and Chuan Wu. Hybridflow: A flexible and efficient rlhf framework. *arXiv preprint arXiv: 2409.19256*, 2024.
- David Silver, Aja Huang, Chris J Maddison, Arthur Guez, Laurent Sifre, George Van Den Driessche, Julian Schrittwieser, Ioannis Antonoglou, Veda Panneershelvam, Marc Lanctot, et al. Mastering the game of go with deep neural networks and tree search. *nature*, 529(7587):484–489, 2016.
- David Silver, Thomas Hubert, Julian Schrittwieser, Ioannis Antonoglou, Matthew Lai, Arthur Guez, Marc Lanctot, Laurent Sifre, Dharshan Kumaran, Thore Graepel, et al. Mastering chess and shogi by self-play with a general reinforcement learning algorithm. *arXiv preprint arXiv:1712.01815*, 2017.
- Yubo Wang, Xueguang Ma, Ge Zhang, Yuansheng Ni, Abhranil Chandra, Shiguang Guo, Weiming Ren, Aaran Arulraj, Xuan He, Ziyang Jiang, et al. Mmlu-pro: A more robust and challenging multi-task language understanding benchmark. *Advances in Neural Information Processing Systems*, 37:95266–95290, 2024a.
- Zhichao Wang, Bin Bi, Zixu Zhu, Xiangbo Mao, Jun Wang, and Shiyu Wang. Uft: Unifying fine-tuning of sft and rlhf/dpo/una through a generalized implicit reward function. *arXiv preprint arXiv:2410.21438*, 2024b.
- Jinyang Wu, Chonghua Liao, Mingkuan Feng, Shuai Zhang, Zhengqi Wen, Pengpeng Shao, Huazhe Xu, and Jianhua Tao. Thought-augmented policy optimization: Bridging external guidance and internal capabilities. *arXiv preprint arXiv:2505.15692*, 2025.

- Jianhao Yan, Yafu Li, Zican Hu, Zhi Wang, Ganqu Cui, Xiaoye Qu, Yu Cheng, and Yue Zhang. Learning to reason under off-policy guidance. *arXiv preprint arXiv:2504.14945*, 2025.
- An Yang, Beichen Zhang, Binyuan Hui, Bofei Gao, Bowen Yu, Chengpeng Li, Dayiheng Liu, Jianhong Tu, Jingren Zhou, Junyang Lin, et al. Qwen2. 5-math technical report: Toward mathematical expert model via self-improvement. *arXiv preprint arXiv:2409.12122*, 2024.
- Qiyang Yu, Zheng Zhang, Ruofei Zhu, Yufeng Yuan, Xiaochen Zuo, Yu Yue, Weinan Dai, Tiantian Fan, Gaohong Liu, Lingjun Liu, et al. Dapo: An open-source llm reinforcement learning system at scale. *arXiv preprint arXiv:2503.14476*, 2025.
- Yang Yue, Zhiqi Chen, Rui Lu, Andrew Zhao, Zhaokai Wang, Yang Yue, Shiji Song, and Gao Huang. Does reinforcement learning really incentivize reasoning capacity in llms beyond the base model? *CoRR*, abs/2504.13837, 2025.
- Weihao Zeng, Yuzhen Huang, Qian Liu, Wei Liu, Keqing He, Zejun Ma, and Junxian He. Simplerl-zoo: Investigating and taming zero reinforcement learning for open base models in the wild. *arXiv preprint arXiv:2503.18892*, 2025.

A Appendix

B Theoretical Analysis of Multiple Importance Sampling

We provide a rigorous theoretical analysis of the Multiple Importance Sampling (MIS) estimator for policy optimization. First, we dissect the bias and variance issues inherent to standard Importance Sampling (IS) when using data from a single behavior policy. Subsequently, we prove that the MIS estimator is unbiased and analyze its superior variance properties. We show that MIS is robust to the inclusion of suboptimal behavior policies, establishing it as a powerful tool for integrating diverse data sources in policy optimization.

B.1 Preliminaries and Core Assumptions

Our analysis is based on the following standard settings and assumptions. Let the objective function be $J(\theta) = \mathbb{E}_{\tau \sim \pi_\theta} [R(\tau)]$, where τ represents a complete trajectory, $R(\tau)$ is its corresponding cumulative return, and π_θ is the target policy we aim to optimize.

Assumption B.1 (Joint Support Coverage). *The support of the target policy π_θ is covered by the union of the supports of all behavior policies $\{\pi_{\beta_k}\}_{k=1}^K$. Formally,*

$$\text{supp}(\pi_\theta) \subseteq \bigcup_{k=1}^K \text{supp}(\pi_{\beta_k})$$

This assumption ensures that any trajectory possible under π_θ can be sampled with a non-zero probability by at least one behavior policy.

Assumption B.2 (Bounded Rewards). *The trajectory returns are bounded, i.e., for all trajectories τ , there exists a constant R_{\max} such that $|R(\tau)| \leq R_{\max} < \infty$. This ensures that all expectations and variances are well-defined.*

B.2 Analysis of Bias and Variance in Single-Strategy Importance Sampling

When learning from data generated by a single external behavior policy π_ω , the standard IS estimator can suffer from bias and variance problems. We analyze three primary failure modes.

B.2.1 Importance Sampling Estimators

We formally define the estimators central to our analysis. We consider a dataset of N trajectories.

Definition B.3 (Standard Importance Sampling (IS) Estimator). When all data is sampled from a single behavior policy π_ω (i.e., $K = 1, \pi_{\beta_1} = \pi_\omega$), the standard IS estimator for $J(\theta)$ is:

$$\hat{J}_{\text{IS}}(\theta) = \frac{1}{N} \sum_{i=1}^N \frac{\pi_\theta(\tau_i)}{\pi_\omega(\tau_i)} R(\tau_i), \quad \text{where } \tau_i \sim \pi_\omega$$

Definition B.4 (Proxy IS Estimator). A biased variant of the IS estimator that uses a proxy policy $\pi_{\theta_{\text{old}}}$ in the denominator, while the data is sampled from a different policy π_ω :

$$\hat{J}_{\text{proxy}}(\theta) = \frac{1}{N} \sum_{i=1}^N \frac{\pi_\theta(\tau_i)}{\pi_{\theta_{\text{old}}}(\tau_i)} R(\tau_i), \quad \text{where } \tau_i \sim \pi_\omega$$

B.2.2 Bias from a Proxy

In practice, to mitigate the high variance that occurs when the data-generating policy π_ω is far from the target policy π_θ , one might be tempted to use a different policy, $\pi_{\theta_{\text{old}}}$, as the denominator for the importance ratio. This "proxy" policy is chosen to be closer to π_θ (e.g., a previous iterate of the policy). However, this introduces a systematic bias, as it violates the fundamental principle of importance sampling.

Lemma B.5 (Bias of the IS Estimator with a Proxy). *Assume trajectory data τ_i is sampled from an external policy π_ω , i.e., $\tau_i \sim \pi_\omega$. If we construct an estimator using a proxy policy $\pi_{\theta_{old}}$ in the denominator of the importance weight:*

$$\hat{J}_{\text{proxy}}(\theta) = \frac{1}{N} \sum_{i=1}^N \frac{\pi_\theta(\tau_i)}{\pi_{\theta_{old}}(\tau_i)} R(\tau_i)$$

*then this estimator is **biased** for the true objective $J(\theta)$ whenever the proxy policy $\pi_{\theta_{old}}$ is not identical to the true sampling policy π_ω . The bias is given by:*

$$\mathcal{B}(\theta, \omega, \theta_{old}) \triangleq \mathbb{E}_{\pi_\omega}[\hat{J}_{\text{proxy}}(\theta)] - J(\theta) = \int \pi_\theta(\tau) R(\tau) \left(\frac{\pi_\omega(\tau)}{\pi_{\theta_{old}}(\tau)} - 1 \right) d\tau \quad (8)$$

Proof. We compute the expectation of the proxy estimator $\hat{J}_{\text{proxy}}(\theta)$ under the true data distribution π_ω . The expectation is taken with respect to $\tau \sim \pi_\omega$.

$$\begin{aligned} \mathbb{E}_{\pi_\omega}[\hat{J}_{\text{proxy}}(\theta)] &= \mathbb{E}_{\tau \sim \pi_\omega} \left[\frac{\pi_\theta(\tau)}{\pi_{\theta_{old}}(\tau)} R(\tau) \right] \\ &= \int \pi_\omega(\tau) \frac{\pi_\theta(\tau)}{\pi_{\theta_{old}}(\tau)} R(\tau) d\tau \end{aligned}$$

This is the expected value that the estimator will yield. Crucially, because the sampling distribution $\pi_\omega(\tau)$ in the integral does not cancel with the denominator $\pi_{\theta_{old}}(\tau)$, this expression cannot be simplified to the true objective $J(\theta) = \int \pi_\theta(\tau) R(\tau) d\tau$.

The bias of this estimator is its expectation minus the true objective:

$$\begin{aligned} \mathcal{B}(\theta, \omega, \theta_{old}) &= \mathbb{E}_{\pi_\omega}[\hat{J}_{\text{proxy}}(\theta)] - J(\theta) \\ &= \int \pi_\omega(\tau) \frac{\pi_\theta(\tau)}{\pi_{\theta_{old}}(\tau)} R(\tau) d\tau - \int \pi_\theta(\tau) R(\tau) d\tau \\ &= \int \left(\pi_\omega(\tau) \frac{\pi_\theta(\tau)}{\pi_{\theta_{old}}(\tau)} R(\tau) - \pi_\theta(\tau) R(\tau) \right) d\tau \\ &= \int \pi_\theta(\tau) R(\tau) \left(\frac{\pi_\omega(\tau)}{\pi_{\theta_{old}}(\tau)} - 1 \right) d\tau \end{aligned}$$

The final expression for the bias is zero if and only if $\pi_\omega(\tau) = \pi_{\theta_{old}}(\tau)$ for all relevant trajectories. If the external data policy π_ω differs significantly from the proxy policy $\pi_{\theta_{old}}$, this ratio will deviate substantially from 1, leading to a large, systematic bias. \square

B.2.3 Bias from Support Mismatch

Even when using the correct data-generating policy π_ω in the denominator, the standard IS estimator is biased if the support of π_ω does not fully cover the support of the target policy π_θ .

Lemma B.6 (Bias of the Standard IS Estimator from Support Mismatch). *When using data sampled from an external policy π_ω to estimate the objective $J(\theta)$, if the support condition $\text{supp}(\pi_\theta) \not\subseteq \text{supp}(\pi_\omega)$ is not met, the standard IS estimator $\hat{J}_{\text{IS}}(\theta) = \frac{1}{N} \sum_{i=1}^N \frac{\pi_\theta(\tau_i)}{\pi_\omega(\tau_i)} R(\tau_i)$ (where $\tau_i \sim \pi_\omega$) is biased. The bias relative to the true objective is:*

$$\mathcal{B}(\theta, \omega) \triangleq \mathbb{E}_{\pi_\omega}[\hat{J}_{\text{IS}}(\theta)] - J(\theta) = - \int_{\tau \in \text{supp}(\pi_\theta) \setminus \text{supp}(\pi_\omega)} \pi_\theta(\tau) R(\tau) d\tau \quad (9)$$

Proof. The expectation of the IS estimator is calculated as follows:

$$\begin{aligned} \mathbb{E}_{\pi_\omega}[\hat{J}_{\text{IS}}(\theta)] &= \mathbb{E}_{\tau \sim \pi_\omega} \left[\frac{\pi_\theta(\tau)}{\pi_\omega(\tau)} R(\tau) \right] \\ &= \int_{\tau \in \text{supp}(\pi_\omega)} \pi_\omega(\tau) \frac{\pi_\theta(\tau)}{\pi_\omega(\tau)} R(\tau) d\tau \\ &= \int_{\tau \in \text{supp}(\pi_\omega) \cap \text{supp}(\pi_\theta)} \pi_\theta(\tau) R(\tau) d\tau \end{aligned}$$

The true objective $J(\theta)$ can be decomposed over the same domains:

$$\begin{aligned} J(\theta) &= \int_{\tau \in \text{supp}(\pi_\theta)} \pi_\theta(\tau) R(\tau) d\tau \\ &= \int_{\tau \in \text{supp}(\pi_\theta) \cap \text{supp}(\pi_\omega)} \pi_\theta(\tau) R(\tau) d\tau + \int_{\tau \in \text{supp}(\pi_\theta) \setminus \text{supp}(\pi_\omega)} \pi_\theta(\tau) R(\tau) d\tau \end{aligned}$$

The bias is the difference between these two quantities. This term represents the expected return from trajectories possible under π_θ but not under π_ω , and it is zero if and only if the support condition holds. \square

B.2.4 Variance Divergence of the Importance Ratio

Lemma B.7 (Variance of the IS Ratio). *Even if the support condition is satisfied, the variance of the importance ratio $r^\omega(\tau) = \frac{\pi_\theta(\tau)}{\pi_\omega(\tau)}$ can become extremely large when the target policy π_θ and behavior policy π_ω are dissimilar. Precisely, the variance is equal to the **Chi-squared divergence** between the two policies:*

$$\text{Var}_{\pi_\omega}(r^\omega) = \chi^2(\pi_\theta, \pi_\omega)$$

Proof. The variance of the ratio is $\text{Var}_{\pi_\omega}(r^\omega) = \mathbb{E}_{\pi_\omega}[(r^\omega)^2] - (\mathbb{E}_{\pi_\omega}[r^\omega])^2$. Under the support coverage condition, the expectation of the ratio is $\mathbb{E}_{\pi_\omega}[r^\omega] = 1$. We compute the second moment:

$$\mathbb{E}_{\pi_\omega}[(r^\omega)^2] = \int \pi_\omega(\tau) \left(\frac{\pi_\theta(\tau)}{\pi_\omega(\tau)} \right)^2 d\tau = \int \frac{\pi_\theta(\tau)^2}{\pi_\omega(\tau)} d\tau.$$

By noting that $\chi^2(\pi_\theta, \pi_\omega) = \int \frac{(\pi_\theta(\tau) - \pi_\omega(\tau))^2}{\pi_\omega(\tau)} d\tau = \int \frac{\pi_\theta(\tau)^2}{\pi_\omega(\tau)} d\tau - 2 \int \pi_\theta(\tau) d\tau + \int \pi_\omega(\tau) d\tau = \mathbb{E}_{\pi_\omega}[(r^\omega)^2] - 2 + 1 = \mathbb{E}_{\pi_\omega}[(r^\omega)^2] - 1$, we have:

$$\mathbb{E}_{\pi_\omega}[(r^\omega)^2] = \chi^2(\pi_\theta, \pi_\omega) + 1.$$

Therefore, the variance is:

$$\text{Var}_{\pi_\omega}(r^\omega) = (\chi^2(\pi_\theta, \pi_\omega) + 1) - 1^2 = \chi^2(\pi_\theta, \pi_\omega).$$

Both the χ^2 -divergence and the more commonly known KL-divergence ($\mathcal{D}_{\text{KL}}(\pi_\theta \parallel \pi_\omega)$) are measures of dissimilarity between distributions (both are instances of f-divergences). A large value in one typically implies a large value in the other. Therefore, as the policies diverge, there are often regions where $\pi_\theta(\tau) \gg \pi_\omega(\tau)$. In these regions, the ratio $r^\omega(\tau)$ becomes extremely large, causing the variance to explode. \square

B.3 Bias Advantage of the MIS Estimator

The standard MIS estimator is proven to be unbiased. In practice, a common and highly practical scenario involves using external data collected from the behavior policy, π_ω , which may be far from the target policy π_θ . To stabilize estimates, one can introduce a proxy policy, $\pi_{\theta_{\text{old}}}$ (e.g., a previous iterate of π_θ), into the denominator of the importance weight. This creates a powerful estimator that deliberately accepts a small, controlled bias in exchange for a substantial reduction in variance. We now formally analyze the bias advantage of this practical MIS estimator compared to the aforementioned approaches.

Remark B.8 (Controlled Bias vs. Explosive Bias of Proxy IS). This estimator is motivated by variance reduction. While biased, its bias is far more controlled than that of the proxy estimator from Lemma B.5, which uses only $\pi_{\theta_{\text{old}}}$ in the denominator. A comparison of their bias-inducing factors is revealing:

- **Proxy IS Factor:** $f_{\text{proxy}}(\tau) = \frac{\pi_\omega(\tau) - \pi_{\theta_{\text{old}}}(\tau)}{\pi_{\theta_{\text{old}}}(\tau)}$
- **Practical MIS Factor:** $f_{\text{MIS}}(\tau) = \frac{\pi_\omega(\tau) - \pi_{\theta_{\text{old}}}(\tau)}{\pi_\omega(\tau) + \pi_{\theta_{\text{old}}}(\tau)}$

When $\pi_{\theta_{\text{old}}}(\tau) \rightarrow 0$ for a trajectory that is plausible under π_{ω} , the proxy IS factor can become arbitrarily large, leading to an uncontrolled, potentially infinite bias. In contrast, the practical MIS factor is a normalized difference and is strictly bounded within $(-1, 1)$. The presence of the true sampling distribution $\pi_{\omega}(\tau)$ in the denominator acts as a crucial **guardrail**, preventing the weights from exploding and ensuring the bias remains bounded.

Remark B.9 (Overcoming Support Mismatch). The practical MIS estimator also offers a robust solution to the critical problem of support mismatch (Lemma B.6), where $\text{supp}(\pi_{\theta}) \not\subseteq \text{supp}(\pi_{\omega})$. The practical MIS estimator mitigates this by relying on the weaker joint support assumption, $\text{supp}(\pi_{\theta}) \subseteq \text{supp}(\pi_{\omega}) \cup \text{supp}(\pi_{\theta_{\text{old}}})$. By including $\pi_{\theta_{\text{old}}}$, it explicitly covers the full support of π_{θ} and eliminates the truncation error. In its place, it introduces a **distortion error**, given by the bounded bias term derived above. In essence, this estimator replaces a potentially infinite and unrecoverable truncation error, i.e.,

$$\mathcal{B}_{\text{support}} = - \int_{\tau \in \text{supp}(\pi_{\theta}) \setminus \text{supp}(\pi_{\beta_1})} \pi_{\theta}(\tau) R(\tau) d\tau$$

, with a manageable and bounded distortion error, making it a far more robust choice for real-world applications.

B.4 Variance Advantage and Robustness of the MIS Estimator

The core advantage of MIS lies in its variance control and robustness, and we formally analyze below.

Theorem B.10 (Variance Robustness of MIS). *So long as there is at least one policy in the behavior pool $\{\pi_{\beta_k}\}$ (e.g., $\pi_{\beta_k^*}$) that is a good approximation of the target policy π_{θ} (i.e., $\pi_{\beta_k^*} \approx \pi_{\theta}$), the variance of the MIS estimator will be low. The estimator is insensitive to other arbitrarily "bad" behavior policies in the pool.*

Proof. We qualitatively analyze the behavior of the MIS weight $w(\tau) = \frac{\pi_{\theta}(\tau)}{\sum_j \alpha_j \pi_{\beta_j}(\tau)}$, whose magnitude directly drives the variance.

Dilemma of Standard IS: Assume we only use a "bad" policy π_{β_m} , for which the probability density approaches zero in some region \mathcal{S}_{bad} ($\pi_{\beta_m}(\tau) \rightarrow 0$), while the target policy has non-negligible density there ($\pi_{\theta}(\tau) > \epsilon$). In this case, the standard IS ratio $\frac{\pi_{\theta}(\tau)}{\pi_{\beta_m}(\tau)}$ would diverge in \mathcal{S}_{bad} , causing the variance to explode.

Advantage of MIS: Now, we add a "good" policy $\pi_{\beta_k^*}$ to the pool, satisfying $\pi_{\beta_k^*} \approx \pi_{\theta}$. The denominator of the MIS weight is a mixture density: $\sum_j \alpha_j \pi_{\beta_j}(\tau)$. Even in the problematic region \mathcal{S}_{bad} , the denominator contains at least one term, $\alpha_{k^*} \pi_{\beta_{k^*}}(\tau) \approx \alpha_{k^*} \pi_{\theta}(\tau)$, which is positive and non-negligible. The MIS weight is therefore effectively bounded:

$$w(\tau) = \frac{\pi_{\theta}(\tau)}{\alpha_{k^*} \pi_{\beta_{k^*}}(\tau) + \sum_{j \neq k^*} \alpha_j \pi_{\beta_j}(\tau)} \approx \frac{\pi_{\theta}(\tau)}{\alpha_{k^*} \pi_{\theta}(\tau) + \dots} \leq \frac{\pi_{\theta}(\tau)}{\alpha_{k^*} \pi_{\beta_{k^*}}(\tau)} \approx \frac{1}{\alpha_{k^*}} = \frac{N}{n_{k^*}}$$

The weight is bounded from above by a constant that does not depend on the ratio of policies. The summation in the denominator acts as a **"variance guardrail"**, preventing the sampling deficiencies of any single policy from destabilizing the entire estimate. \square

Remark B.11 (Practical Implications). The robustness of MIS is especially critical when combining internal data (from an old policy π_{old}) and external data (from π_{ω}). The policy π_{old} ensures that the KL-divergence from the current policy π_{θ} is kept within a controllable range. This ensures that there is always a "good" policy in the pool. Therefore, even if the external policy π_{ω} is far from π_{θ} , the MIS estimator can stabilize the variance through the presence of π_{old} . MIS achieves a "soft", unbiased form of variance control by mixing policy densities in the denominator. This adaptive weighting mechanism makes MIS a theoretically sound and highly effective choice for integrating heterogeneous data sources in policy optimization.

B.5 Optimal Bayesian Estimation of the Behavior Policy under Model Uncertainty

We need a method to construct a robust estimator for π_ω that acknowledges our uncertainty. We propose a principled approach based on Bayesian decision theory to derive an optimal estimator for π_ω that explicitly balances our belief in the proxy model $\pi_{\theta_{\text{old}}}$ with a model of maximal uncertainty.

We frame the task of selecting an estimator $\hat{\pi}_\omega$ as a Bayesian decision problem.

- **State of Nature:** The true, unknown behavior policy π_ω .
- **Action:** Our choice of an estimator $\hat{\pi}_\omega$ for π_ω .
- **Model Space \mathcal{M} :** The set of candidate models for π_ω . Given our limited knowledge, we define a minimal, discrete model space that captures the dichotomy between our specific knowledge and our uncertainty.
- **Loss Function $L(\hat{\pi}_\omega, \pi_\omega)$:** A function that quantifies the error of our estimator. A standard choice is the squared L2-error, $L(\hat{\pi}_\omega, \pi_\omega) = \int (\hat{\pi}_\omega(\tau) - \pi_\omega(\tau))^2 d\tau$.

Our goal is to find the estimator $\hat{\pi}_\omega$ that minimizes the **Bayes risk**, which is the expected loss with respect to our prior beliefs about the state of nature.

Theorem B.12 (Bayes-Optimal Policy Estimator). *Let the model space for the unknown behavior policy π_ω be composed of two candidate models:*

1. *The specific proxy policy, $\pi_{\theta_{\text{old}}}$, representing our available, specific information.*
2. *A non-informative uniform policy, $\mathcal{U}(\tau)$, representing maximal uncertainty.*

*Let the trajectory space \mathcal{T} have a finite volume $V = \int_{\mathcal{T}} d\tau$, such that $\mathcal{U}(\tau) = 1/V$. Under the **Principle of Indifference**, we assign equal prior probabilities to these models, i.e., $P(\pi_\omega = \pi_{\theta_{\text{old}}}) = P(\pi_\omega = \mathcal{U}) = 1/2$.*

Then, the estimator $\hat{\pi}_\omega$ that minimizes the Bayes risk (expected L2 error) is the Bayesian model average:

$$\hat{\pi}_\omega^*(\tau) = \frac{1}{2} \pi_{\theta_{\text{old}}}(\tau) + \frac{1}{2} \mathcal{U}(\tau)$$

Proof. The Bayes risk of an estimator $\hat{\pi}_\omega$ is the expectation of the loss function over the prior distribution of π_ω :

$$\begin{aligned} R(\hat{\pi}_\omega) &= \mathbb{E}_{\pi_\omega} [L(\hat{\pi}_\omega, \pi_\omega)] \\ &= \sum_{\pi' \in \{\pi_{\theta_{\text{old}}}, \mathcal{U}\}} L(\hat{\pi}_\omega, \pi') P(\pi_\omega = \pi') \\ &= \frac{1}{2} \int (\hat{\pi}_\omega(\tau) - \pi_{\theta_{\text{old}}}(\tau))^2 d\tau + \frac{1}{2} \int (\hat{\pi}_\omega(\tau) - \mathcal{U}(\tau))^2 d\tau \end{aligned}$$

To find the optimal estimator $\hat{\pi}_\omega^*$ that minimizes this risk, we can use the calculus of variations or simply note that the integrand is a sum of squared errors, which is minimized point-wise. For any given trajectory τ , we seek to minimize:

$$f(\hat{\pi}_\omega(\tau)) = (\hat{\pi}_\omega(\tau) - \pi_{\theta_{\text{old}}}(\tau))^2 + (\hat{\pi}_\omega(\tau) - \mathcal{U}(\tau))^2$$

This is a simple quadratic function of the scalar value $\hat{\pi}_\omega(\tau)$. We find the minimum by taking the derivative with respect to $\hat{\pi}_\omega(\tau)$ and setting it to zero:

$$\begin{aligned} \frac{\partial f}{\partial \hat{\pi}_\omega(\tau)} &= 2(\hat{\pi}_\omega(\tau) - \pi_{\theta_{\text{old}}}(\tau)) + 2(\hat{\pi}_\omega(\tau) - \mathcal{U}(\tau)) = 0 \\ 2\hat{\pi}_\omega(\tau) - \pi_{\theta_{\text{old}}}(\tau) - \mathcal{U}(\tau) &= 0 \\ \hat{\pi}_\omega(\tau) &= \frac{1}{2} (\pi_{\theta_{\text{old}}}(\tau) + \mathcal{U}(\tau)) \end{aligned}$$

This result gives the point-wise minimizer. Integrating over all τ confirms that the optimal estimator function is:

$$\hat{\pi}_\omega^*(\tau) = \frac{1}{2} \pi_{\theta_{\text{old}}}(\tau) + \frac{1}{2} \mathcal{U}(\tau)$$

This estimator is known as the **Bayes estimator** under quadratic loss for this prior. It is optimal in the sense that no other estimator has a lower expected error, given our stated beliefs about the possible models for π_ω . It is straightforward to verify that $\hat{\pi}_\omega^*(\tau)$ is a valid probability density function, as $\int \hat{\pi}_\omega^*(\tau) d\tau = \frac{1}{2} \int \pi_{\theta_{\text{old}}}(\tau) d\tau + \frac{1}{2} \int \mathcal{U}(\tau) d\tau = \frac{1}{2}(1) + \frac{1}{2}(1) = 1$. \square

Assumption B.13 (Unit-Volume Trajectory Space). *For analytical tractability, we assume the trajectory space \mathcal{T} is normalized to have unit volume, i.e., $\int_{\mathcal{T}} d\tau = 1$. Under this assumption, the maximum-entropy (uniform) distribution is $\mathcal{U}(\tau) = 1$ for all $\tau \in \mathcal{T}$.*

Remark B.14 (Robustness and Connection to Regularization). Theorem B.12 provides a rigorous justification for what is, in essence, a form of regularization. The resulting estimator $\hat{\pi}_\omega^*$ is a mixture model that hedges against the deficiencies of $\pi_{\theta_{\text{old}}}$. The uniform component $\mathcal{U}(\tau)$ acts as a “**safety net**” or a “**defensive distribution**”. By ensuring that $\hat{\pi}_\omega^*(\tau) \geq \frac{1}{2V} > 0$ for all τ , it guarantees that the importance sampling ratio’s denominator is strictly positive and bounded away from zero. This prevents the variance of the importance weights from exploding, a critical property for stable off-policy learning.

The assumption $P = 1/2$ reflects a state of maximal ambiguity between the specific information we have ($\pi_{\theta_{\text{old}}}$) and the general uncertainty we face (\mathcal{U}). It is the most conservative and robust choice when we cannot quantify our confidence in $\pi_{\theta_{\text{old}}}$. Thus, forming the estimator as their mean is the theoretically optimal strategy to navigate this uncertainty.

C Theoretical Analysis of the Exploration-Based Advantage

We provide a theoretical justification for the proposed Exploration-Based Advantage function. We prove that it adaptively focuses the policy gradient updates on high-value, hard-to-explore actions.

C.1 Gradient Analysis

We now analyze the effect of this advantage function on the policy gradient.

Lemma C.1 (Gradient Contribution of a Single Timestep). *The gradient update for the policy parameters θ induced by the action $e_{i,t}$ from a correct, high-reward trajectory i is given by:*

$$\Delta\theta_{i,t} \propto \nabla_\theta \log \pi_\theta(e_{i,t}|q, e_{i,<t}) \cdot A_i \cdot (1 - \pi_\theta(e_{i,t}|q, e_{i,<t}))^\gamma$$

Proof. The gradient update for the policy objective at timestep t is proportional to $\nabla_\theta \log \pi_\theta(e_{i,t}|\dots) \cdot A_{i,t}^c$. Substituting the definition of $A_{i,t}^c$, we have:

$$\Delta\theta_{i,t} \propto \nabla_\theta \log \pi_\theta(e_{i,t}|\dots) \cdot A_i \cdot C_{i,t}(\theta)$$

By the definition of $C_{i,t}(\theta)$ and the properties of the detach operator, the term $C_{i,t}(\theta)$ is treated as a scalar weight during backpropagation. Substituting its definition yields the result. \square

This lemma establishes the precise form of the gradient update. We now prove our main result: that this form adaptively focuses learning.

Theorem C.2 (Adaptive Gradient Focusing). *Given a high-reward trajectory where $A_i > 0$, the gradient magnitude of the update induced by $A_{i,t}^c$ is inversely related to the policy’s confidence $\pi_\theta(e_{i,t}|\dots)$. The update is amplified for “hard” (low-probability) actions and suppressed for “easy” (high-probability) actions.*

Proof. We analyze the asymptotic behavior of the scaling factor on the gradient, based on Lemma C.1. Let $p_t = \pi_\theta(e_{i,t}|\dots)$ denote the policy’s probability for the correct action at time step t . The gradient is scaled by the factor $A_i \cdot (1 - p_t)^\gamma$. We consider two cases for the value of p_t .

Case 1: Hard-to-Explore Correct Action. In this case, the policy assigns a low probability to the correct action, i.e., $p_t \rightarrow 0$. The exploration weight becomes:

$$\lim_{p_t \rightarrow 0} C_{i,t}(\theta) = \lim_{p_t \rightarrow 0} (1 - p_t)^\gamma = 1$$

The resulting gradient update, $\Delta\theta_{i,t} \propto \nabla_\theta \log p_t \cdot A_i$, retains its full magnitude. The learning signal from this valuable, unexplored action is preserved.

Case 2: Easy-to-Explore Correct Action. In this case, the policy is already confident about the correct action, i.e., $p_t \rightarrow 1$. The exploration weight becomes:

$$\lim_{p_t \rightarrow 1} C_{i,t}(\theta) = \lim_{p_t \rightarrow 1} (1 - p_t)^\gamma = 0$$

The resulting gradient update vanishes: $\Delta\theta_{i,t} \rightarrow 0$. The model effectively ignores updates from examples it has already mastered.

Conclusion. It demonstrates that the optimization process is focused on the gradients from actions where the policy is incorrect or uncertain, thereby prioritizing the learning of new knowledge. This proves that the advantage function leads to adaptive gradient focusing. \square