

# CUS-QA: Local-Knowledge-Oriented Open-Ended Question Answering Dataset

Jindřich Libovický<sup>1</sup> Jindřich Helcl<sup>2</sup> Andrei-Alexandru Manea<sup>1</sup> Gianluca Vico<sup>1</sup>

<sup>1</sup>Charles University

<sup>2</sup>University of Oslo

## Abstract

We introduce CUS-QA, a benchmark for open-ended regional question answering that encompasses both textual and visual modalities. We also provide strong baselines using state-of-the-art large language models (LLMs). Our dataset consists of manually curated questions and answers grounded in Wikipedia, created by native speakers from Czechia, Slovakia, and Ukraine, with accompanying English translations. It includes both purely textual questions and those requiring visual understanding. We evaluate state-of-the-art LLMs through prompting and complement this with human judgments of answer correctness. Using these human evaluations, we analyze the reliability of existing automatic evaluation metrics. Our baseline results show that even the best open-weight LLMs achieve only around 50% accuracy on textual questions and below 30% on visual questions. LLM-based evaluation metrics show strong correlation with human judgment, while traditional string-overlap metrics perform surprisingly well due to the prevalence of named entities in answers.

## 1 Introduction

The ability to answer factual questions is one of the most frequently used and evaluated capabilities of current large language models (LLMs), both purely textual and multimodal. However, existing evaluation approaches have significant limitations that fail to capture realistic usage scenarios.

Most widely used QA benchmarks focus on globally known facts and use multiple-choice formats for easy evaluation and cross-lingual comparison (Hendrycks et al., 2021; Clark et al., 2020; Rajpurkar et al., 2016). This setup is unrealistic in two important ways. First, when people use LLMs to get answers to their questions, they ask open-ended questions without providing multiple answer


Image	Question	Answer
	Kdo nechal postavit známý český hrad na obrázku?	Karel IV.
	Who built the famous Czech castle in the picture?	Charles IV.

Table 1: Visual sample of collected Czech questions and answers.

choices. Second, the questions that matter to users vary significantly across regions and cultures. A question about local geography, politics, or cultural figures that is highly relevant to speakers of one language may be completely irrelevant for speakers of another language.

Regional knowledge presents a particularly challenging test case for LLMs. Unlike globally known facts, regional information requires models to have learned culturally specific knowledge during training, often from less-represented languages and sources. Moreover, question-answering performance of LLMs varies wildly depending on the language of the question (Singh et al., 2024). This makes region-specific QA an ideal probe for understanding the knowledge gaps and cultural biases in current models.

Open-ended question answering poses an additional evaluation challenge beyond the regional knowledge gap. Unlike the multiple-choice setup, open-ended responses cannot be evaluated through exact matching, as there are typically multiple ways to express the correct answer. Furthermore, evaluation of open-ended QA systems remains an under-explored area, with not enough resources that can be used to validate the evaluation metrics.

We introduce CUS-QA (Czech-Ukrainian-Slovak Question Answering), a dataset that addresses both limitations simultaneously. We collect questions about regional knowledge from native

	# Annotators	Hours paid	Collected counts		After filtering	
			Textual	Visual	Textual	Visual
CZ	9	89	1,242	596	1,080	456
SK	8	120	1,203	329	972	238
UA	9	110	889	740	755	403

Table 2: Basic descriptive stats of the data collection process.

speakers of Czech, Slovak, and Ukrainian, three Slavic languages with varying resource levels and speaker populations. Our questions are grounded in local Wikipedias and cover both textual and visual modalities and require models to show knowledge about local geography, culture, history, and politics that is well-known within each country but largely unknown outside it.

To establish baselines and understand the challenges posed by our dataset, we evaluate several state-of-the-art open-weight LLMs and complement automatic evaluation with human judgment. Our results reveal significant gaps in regional knowledge: even the best models achieve a mere 50% accuracy on textual questions and below 30% on visual questions. We also find substantial cross-lingual inconsistencies, where models sometimes perform better at answering regional questions in English rather than the local language.

Beyond establishing performance baselines, we conduct a human evaluation to analyze the reliability of automatic evaluation metrics for open-ended QA. This addresses the critical need in the field for human-labeled datasets to develop metrics for reference-based evaluation of open-ended generation.

The paper is structured as follows: Section 7 reviews related work on multilingual QA and evaluation metrics. Section 2 describes our data collection process, followed by a detailed dataset description (Section 3). Section 4 presents our evaluation methodology, baseline results, and correlation analysis between automatic metrics and human judgment. We conclude with a discussion of implications and future work.

## 2 Data Collection

In this section, we describe our data collection methodology that relies on native speakers to identify regional-specific facts that are well-known within specific countries (Czechia, Slovakia, and Ukraine) but largely unknown outside these regions.

	Number of seed Wikipedia pages				% of seed	
	Single-language	Match location	Total	% of Wiki	Text	Visual
CZ	111k	12k	123k	21.4	31.9	20.6
SK	36k	4k	40k	15.7	32.6	15.3
UA	187k	10k	197k	14.2	25.2	18.1

Table 3: Number of seed Wikipedia pages per language in the pool. Single-language are pages that exist only in the local language, Matching location are pages about entities located in the respective country, and % of Wikipedia shows what percentage of the local Wikipedia the pool represents. “% of seed” denotes the percentage of dataset items created from seed articles, grouped by modality.

Table 2 shows the final statistics of the collected datasets.

The annotators were asked to find facts specific to their country (Czechia, Slovakia, Ukraine), i.e., facts that are commonly known in that country know, but almost everyone outside the country does not. For the dataset purposes, we regard a fact to be commonly known when at least ten thousand people know it. However, we let the annotators to use their subjective judgment.

We developed a web-based interface for collecting the data. In the interface, the annotators were presented with a Wikipedia page randomly selected from a pre-selected pool. The tool allows annotators to browse Wikipedia content, including clicking links navigating different Wikipedia pages or skipping the current page, redirecting the annotator to a random page from the seed pool. The article pool consisted of Wikipedia pages about (1) entities that are located in the respective country in DBpedia, and (2) pages that only existed in the given language. Table 3 shows the number of Wikipedia pages per language that were available in the pool. Each annotator could only use each Wikipedia page once. The code for the annotation interface is available on GitHub.<sup>1</sup>

If a suitable fact was found on a page, the annotators wrote a question and an answer in their language (Czech, Slovak, Ukrainian) and provided an English translation of both. If the Wikipedia page had a photograph, the annotators were encouraged to also write down a question and an answer about the photograph (including the English translations).

<sup>1</sup><https://github.com/ufal/regional-qa-annotation>

		Number of instances		Avg. # chars				Ans. is a full sent.?
				Local		English		
		Dev	Test	Q	A	Q	A	
Textual	CZ	530	550	65	19	72	22	4%
	SK	493	479	57	19	62	19	7%
	UA	385	370	65	32	69	34	14%
Visual	CZ	226	230	31	18	38	21	2%
	SK	118	120	38	20	43	22	9%
	UA	204	199	40	34	45	36	18%

Table 4: Basic descriptive statistics of the dataset: dev and test split size, the average length of questions and answers in the number of characters, and proportion of answers that are a full sentence.

All annotators are native speakers of the respective languages with sufficient knowledge of English, who were raised in the countries where these languages are spoken. However, all annotators are currently university students living in the Czech Republic. The annotators were compensated at a rate of 300 CZK ( $\approx 12\text{€}$ ) per hour, which is  $2.4\times$  the minimum wage and  $1.2\times$  the median wage in the Czech Republic as of 2024.

We manually verified all questions and answers to ensure they adhered to the annotation guidelines. Questions were rejected if they: (1) concerned globally known facts, (2) were too obscure, (3) contained factual errors, or (4) had unclear phrasing. During this process, we corrected 8% of the items (mostly typos and grammatical issues) and discarded 22% of the questions. All filtering decisions were made by research team members with domain expertise.

### 3 Dataset Description

Table 4 lists characteristics of the dataset. For each country and question type, the dataset is divided into a development and test split. Each example in the dataset consists of the following, manually annotated features:

- the Wikipedia page URL,
- a question in the local language,
- a answer in the local language,
- the same question translated into English,
- the corresponding answer in English, and
- the image data (visual modality only).

		Textual			Visual		
		CZ	SK	UK	CZ	SK	UK
Categories	Geography	39	42	32	60	50	39
	Culture	27	23	19	21	24	20
	Politics	5	9	12	3	9	9
	History	21	12	26	10	6	20
	Sports	5	8	5	2	3	5
	Other	3	6	4	4	8	5
Basic NER	Location	94	87	85	76	60	57
	Person	46	44	50	32	39	43
	Organization	33	41	45	11	19	31
	Date/Year	8	7	11	1	0	5
Fine-grained named entities	River	9	8	7	4	3	1
	Mountain	14	17	6	10	8	6
	City/Town	56	48	65	43	40	42
	Village	11	13	5	5	9	2
	Movie	3	1	0	0	0	0
	TV show	5	7	3	0	0	1
	Book	7	3	3	2	0	1
	Song	1	2	3	0	0	1
	Actor	6	3	3	1	1	1
	Writer	9	6	8	3	3	5
	Musician	3	6	4	2	10	1
	Other artist	5	6	8	2	5	4
	Politician	13	13	24	3	11	14
	Sportsperson	2	5	2	1	5	2
	Other person	32	24	32	29	27	33
	Sports event	5	9	5	0	1	3
	Political party	3	5	5	0	0	1
	Other org.	21	27	36	6	12	22
	Product/Brand	11	8	13	8	2	14
	Company	4	2	5	0	1	3

Table 5: Percentage of questions belonging to six mutually exclusive main categories (upper part) and a proportion of question-answer pairs containing named entities of the listed types with different granularity (middle and lower parts).

We show examples of the collected data in the visual modality part in Table 6, with additional examples from both modalities in Tables 12 and 13 in the appendix. We release the dataset on Huggingface Hub.<sup>2</sup>

The average length of questions in the textual modality part is around 60 characters in all languages; the English translations are slightly longer. The questions in the visual modality part are shorter because some context is already provided by the image. In both modalities, the answers are, on average, 20 characters long in Czech and Slovak but over 30 in Ukrainian. Most of the answers are short noun phrases. In Czech, only a small portion of the answers are full sentences; it is slightly more

<sup>2</sup><https://huggingface.co/datasets/ufal/cus-qa>




Image	Question	Answer
	Jak se jmenuje zpěvák na obrázku? <i>What is the name of the singer in the picture?</i>	Karel Kryl <i>Karel Kryl</i>
	Ktorá slovenská jaskyňa je na obrázku? <i>Which Slovak cave is in the picture?</i>	Demänovská ľadová jaskyňa <i>Demänovská Ice Cave</i>
	Хто зображений на фотографії? <i>Who is shown in the photo?</i>	На фотографії зображена постать Гетьмана Павла Скоропадського. <i>The photo shows the figure of Hetman Pavel Skoropadskyi.</i>

Table 6: Examples of collected Czech, Slovak and Ukrainian questions and answers. More examples from both modalities in Tables 12 and 13 in the appendix.

in Slovak, and almost one-sixth of the answers in Ukrainian.

Besides the manually created features, we augment each example with automatic translations into the other two local languages, using Claude 3.5 Sonnet (best scoring system in WMT 2024; Kocmi et al., 2024), which we later use for cross-lingual comparison of the models (§ 5.3).

For a quantitative summary of the dataset content, we use LLaMA 3.3 70B (Dubey et al., 2024) to assign one of the following categories to each example: Geography, Culture, Politics, History, Sports, and Other. We treat these categories as mutually exclusive, even though sometimes, the classification may be ambiguous (e.g., History vs. Politics). The category statistics are shown in Table 5. In both textual and visual questions, geography was the most frequent category, followed by culture and history.

Additionally, we use Gliner (Zaratiana et al., 2024) on the English translation of the question-answer pairs and we include the extracted statistics in Table 5. Gliner allows defining custom entities based on prompts, so besides the basic entities (location, person, organization, date), we defined our own set of fine-grained entities that better describe the content of the dataset. The overview of the named entities shows that the vast majority of question-answer pairs contain a location, with city names being its most frequent subtype. Roughly 40% of the questions contain a name of a person. According to Gliner, the most frequent subcat-

egory of names belong to politicians. However, this might be inaccurate, as we apply an English-language recognizer to non-English names.

## 4 Baselines & Evaluation

We evaluate several state-of-the-art open-weight models on CUS-QA to establish baseline performance and examine cross-lingual consistency. Our experiments test how well current LLMs perform on regional questions across both textual and visual modalities, and whether models maintain consistent performance when questions are asked in different languages.

We use human evaluation to analyze the reliability of automatic metrics for open-ended QA. We compare various evaluation approaches with human judgments to determine which metrics best capture answer quality across different languages and modalities.

### 4.1 Baselines

As baselines, we test several widely used open-weight LLMs in each modality setting. We evaluate zero-shot generation performance of the models and we do not consider context-dependent prompting techniques such as retrieval-augmented generation. In the text-only setup, we evaluate the following models: LLaMA 3.1 8B, LLaMA 3.3 70B (Dubey et al., 2024), Mistral v0.3 7B (Jiang et al., 2023) and EuroLLM 7B (Martins et al., 2024). For visual QA, we test mBLIP (Geigle et al., 2023),



LLaMA 3.2 and 4 Vision, Maya (Alam et al., 2024), Gemma 3 (Team et al., 2025) and idedics (Laurençon et al., 2023).

Based on preliminary experiments, we decided to use an English system prompt and instruct the model to answer in the language of the questions. See Appendix A for the exact prompt formulation. For decoding, we used nucleus sampling with a nucleus 0.9 in all setups, and we only sampled one answer per question and model.

## 4.2 Human Evaluation

We manually evaluate the model outputs using the following binary criteria: correctness, truthfulness, relevance, and coherence. Our aim was to design a small set of error categories that best describe what we observed in the generated answers.

**Correctness.** In the main evaluation criterion, the annotators decided if the generated answer is correct, given the reference answer, using their subjective judgment. If the answer contained minor hallucinations or misleading information that do not substantially change the overall meaning of the answer, it is still considered correct.

**Truthfulness.** The annotators verified whether the entire answer is objectively true. This is separate from whether the answer addresses the question. An answer can be factually true but incorrect if it does not answer the question. We also allow saying that the answer is correct if it contains irrelevant, untrue statements. If the model refuses to answer, it is annotated as not true.

**Relevance.** Here, the annotators judged whether the answer contains only the information the question asks for and nothing else, is appropriately specific, and is not too general.

**Coherence.** A coherent answer is grammatically correct and in the correct language. This is judged regardless of the factuality or relevance.

These categories allow us to define different levels of strictness in how we judge the answers: In the permissive case, we only consider the correctness criterion, and in the strict case, we want all criteria to be fulfilled. Each answer was independently evaluated by two annotators. We consider a criterion to be fulfilled when both annotators agree.

The annotators in the evaluation campaign received the same compensation as in the data collection phase (§ 2). Some of the annotators for data

			Correct	True	Relevant	Coherent
Text	CZ	cs	.91	.90	.84	.76
		en	.90	.86	.72	.84
	SK	sk	.90	.88	.72	.69
		en	.90	.85	.61	.85
	UA	uk	.84	.83	.79	.88
		en	.78	.79	.58	.91
Visual	CZ	cs	.65	.83	.55	.64
		en	.58	.85	.47	.81
	SK	sk	.90	.91	.83	.66
		en	.91	.91	.88	.83
	UA	uk	.91	.83	.75	.83
		en	.90	.82	.65	.93
Average $\kappa$			.84	.86	.70	.80

Table 7: Inter-annotator agreement for all evaluation criteria for two annotators measured by Cohen’s  $\kappa$ .

collection were also involved in human evaluation. All of the annotators for this phase are native speakers of the relevant language. The total time spent on manual evaluation was 106 hours.

Inter-annotator agreement (Table 7), measured by Cohen’s  $\kappa$ , shows generally strong consistency between annotators across most evaluation criteria. The agreement is highest for correctness and truthfulness (average  $\kappa = 0.84$  and  $0.86$  respectively). It is lower for relevance ( $\kappa = 0.70$ ) and coherence ( $\kappa = 0.80$ ), likely reflecting the more subjective nature of these judgments.

## 4.3 Automatic Metrics

We evaluate the generated answers using the following metrics: BLEU (Papineni et al., 2002), chrF (Popović, 2015), ROUGE-L (Lin, 2004), BERTScore (Zhang et al., 2020) with XLM-R (Conneau et al., 2020) as an underlying model, BLEURT (Sellam et al., 2020).

Additionally, we use LLM as a judge (Zheng et al., 2023). We use LLaMA 3.3 70B, a general-purpose model, and M-Prometheus that was fine-tuned to be used as a judge in multilingual scenarios. The judge prompt contains the question, the reference answer, the model output, and the question of whether the answer is correct or not (see Appendix A for the full prompt). The LLM-based judges produce a binary value (correct/incorrect) and we report the ratio of correct answers in the dataset.

			Human dev		Auto. dev		Auto. test	
			OK	Perf.	chrF	LLM	chrF	LLM
Textual	CZ	cs	58.7	53.4	42.4	57.4	43.7	60.0
		en	52.5	44.7	37.8	56.0	37.5	63.1
	SK	sk	46.2	40.8	39.2	45.4	35.2	47.7
		en	45.8	40.4	32.5	47.5	32.6	48.3
	UA	uk	51.9	46.2	42.4	57.4	42.6	52.2
		en	47.8	43.1	37.8	56.0	37.0	54.9
Visual	CZ	cs	14.6	11.1	21.3	14.6	21.3	14.6
		en	13.3	8.4	15.5	15.9	15.5	15.9
	SK	sk	23.7	20.3	24.4	18.6	24.4	18.6
		en	19.5	12.7	16.6	16.9	20.4	17.5
	UA	uk	29.9	29.9	21.1	26.0	20.7	15.1
		en	17.2	17.2	19.1	20.1	21.7	23.6

Table 8: Results of the strongest baselines for textual (LLaMA 3.3 70B Instruct) and visual (LLaMA 4 Scout 17B 16E Instruct) QA tasks. Human evaluation includes factual correctness (OK) and full correctness that also includes truthfulness, relevance, and coherence (Perfect). Additionally, we report the chrF score and LLaMA 3.3 70B as a judge for development and test data. Complete results of all tested models are in the Appendix in Tables 14 and 15.

## 5 Results

We present the performance of the baseline models on open-ended regional question answering on CUS-QA (§ 5.1), analyze the correlation between automatic metrics and human judgments (§ 5.2), and examine cross-lingual consistency in model capabilities (§ 5.3).

### 5.1 Baseline Results

We report the strongest baseline results in Table 8, including results of manual evaluation and best-correlating automatic metrics (chrF, LLM as a judge) on the development and test data in both modalities. This table should serve as a reference for future evaluations of systems on this dataset.

**Textual QA.** The best-scoring model for textual QA was Llama 3.3 70B Instruct, which outperformed the remaining models by a large margin, often 15–20 percentage points in accuracy compared to the others, and performed consistently across countries and languages. There is an accuracy drop between only judging correctness versus all evaluation criteria, which shows that models often add irrelevant or hallucinated information to their answers.

The full results including the performance the

other models are presented in Table 14 in the Appendix. All models show differences in performance across languages. Mistral performs much worse in Slovak than in other languages. LLaMA 3.1 8B also struggles with Slovak, and like Mistral, it answers questions about Slovakia better in English than in Slovak. EuroLLM, which focuses on European languages, outperforms both models of similar size: Mistral and LLaMA 3.1 8B in all local languages and for English when answering questions about Czechia and Slovakia. Similar to the best model, the manual evaluation scores decrease with increasing strictness level.

**Visual QA.** As shown in Table 8, the results of the visual subtask are much weaker. Whereas in textual QA, the accuracy of the best-scoring model is always over 40% in the strictest setting, with visual QA, it does not exceed 30% in any of the languages.

Results of all vision models are presented in Table 15. By a large margin, the best-scoring model is Llama 4 Scout 17B 16E Instruct, followed by Gemma 3 and LLaMA 3.2 11B Vision Instruct. Idefics and Maya score very poorly, with Maya achieving near-zero performance across all languages and conditions. The visual QA results show even greater regional variation than textual QA. For instance, Llama 4 Scout performs notably better for Ukraine compared to Czechia or Slovakia.

### 5.2 Metrics and Human Judgment

We examine how well automatic evaluation metrics correlate with human judgments by comparing system-level (Table 9) and answer-level (Table 10) performance.

**System-level correlation.** For textual QA, we find very high correlations between most metrics and human judgment. Traditional string-overlap metrics like BLEU, chrF, and ROUGE-L achieve correlations above 0.85 with human correctness judgments. This strong performance likely stems from the high proportion of named entities in the answers, where exact string matches are more meaningful than in other generation tasks like machine translation or summarization. LLM-based evaluation metrics show even stronger correlations, with LLaMA 3.3 70B achieving near-perfect system-level correlation ( $r > 0.95$ ) across most conditions. M-Prometheus, specifically designed for multilingual evaluation, performs similarly well. Interest-

	Textual							Visual						
	BLEU	chrF	RG	BScr	BLRT	LLM	M-P	BLEU	chrF	RG	BScr	BLRT	LLM	M-P
Correct	.733	.867	.833	.817	.883	.950	.950	.667	.550	.761	-.267	.817	1.000	.962
+ true	.753	.879	.845	.829	.879	.970	.970	.667	.550	.761	-.267	.817	1.000	.962
+ relevant	.783	.917	.883	.867	.917	.967	.967	.667	.550	.761	-.267	.817	1.000	.962
+ coherent	.783	.917	.883	.867	.917	.967	.967	.629	.695	.773	-.215	.829	.920	.858

Table 9: System-level Spearman correlations of the automatic evaluation metrics (BLEU, chrF, ROUGE-L, BERTScore, BLEURT, LLaMA 3.3 70B as a judge, M-Prometheus as a judge) with different levels of strictness of human evaluation. The presented numbers are averages of Spearman correlations computed separately for each country and language. The breakout for specific languages is in Table 17 in the Appendix. Pearson correlations are in Table 16 in the Appendix.

	Textual					Visual				
	chrF	RG	BLRT	LLM	M-P	chrF	RG	BLRT	LLM	M-P
Correct	.594	.477	.552	.790	.707	.409	.370	.450	.807	.699
+ true	.585	.472	.543	.775	.703	.408	.370	.449	.804	.696
+ relevant	.567	.457	.524	.743	.683	.410	.370	.452	.797	.715
+ coherent	.548	.448	.511	.715	.665	.402	.376	.423	.710	.654

Table 10: Answer-level point-wise biserial correlation of human judgment with automatic metrics, break-out per language is in Table 18 in the Appendix.

ingly, BERTScore shows lower correlations than simpler string-overlap metrics.

This changes considerably for visual QA, where correlations drop substantially across all metrics except for LLM as a judge. String-overlap metrics maintain reasonable performance (correlations around 0.6–0.8), but BERTScore shows negative correlations in some cases.

**Answer-level correlation.** At the answer level, correlations are generally lower but follow similar patterns. LLM-based metrics consistently outperform other metrics, achieving correlations around 0.6–0.8 with human judgments for both modalities. The difference between system-level and answer-level correlations shows that while automatic metrics can reliably rank different systems on average, they are less effective at judging the individual answer quality.

Our findings reveal that simple string-overlap metrics perform surprisingly well for textual QA, likely due to the larger prevalence of named entities. However, LLM-based evaluation seems to be the most reliable approach across all conditions, particularly for the more challenging visual QA task.

### 5.3 Cross-lingual Differences

The results of cross-lingual comparison (Table 11) show substantial performance differences depend-

ing on the language of the question.

For textual QA, models tend to perform well when answering questions in the local language. However, the performance gaps vary across models and countries. For questions about Czechia, the largest model (LLaMA 3.3 70B) maintains stable performance for Czech, Slovak and English. Smaller models show larger variations, often performing better in English than in the translated languages. When questions about Slovakia are translated into Czech, the performance remains roughly the same, whilst when translated into Ukrainian, the performance deteriorates. Finally, answering in English yields better results than answering in Slovak itself. For question about Ukraine, the cross-lingual performance pattern differs: models answer questions about Czechia and Slovakia with comparable accuracy in Czech and Slovak, but performance decreases when these questions are asked in Ukrainian. Likewise, when answering questions about Ukraine, models perform poorly if the questions are translated into Czech or Slovak.

Visual QA shows even bigger variations. However, relatively low accuracy scores might affect the reliability of the statistics. Whereas Czech is generally the best-performing language for questions about Czechia, it is better to query the models in English for questions about Slovakia and Ukraine. Surprisingly, for questions about Slo-

		Czechia				Slovakia				Ukraine			
		cs	sk	uk	en	cs	sk	uk	en	cs	sk	uk	en
Textual	EuroLLM-9B-Instruct	<b>35.5</b>	29.8	8.3	31.7	29.0	30.2	9.7	<b>32.9</b>	17.4	15.8	26.8	<b>29.1</b>
	Llama-3.1-8B-Instruct	<b>28.5</b>	17.0	8.9	31.3	21.5	18.3	7.9	<b>25.2</b>	18.7	15.1	23.4	<b>34.8</b>
	Llama-3.3-70B-Instruct	<b>57.5</b>	52.3	30.0	56.2	43.6	43.8	24.9	<b>47.1</b>	40.8	39.0	<b>54.5</b>	54.3
	Llama-4-Scout-17B-16E-Instruct	<b>38.3</b>	33.2	21.5	38.1	28.6	32.9	18.7	<b>33.5</b>	31.7	34.8	<b>47.3</b>	46.8
	Mistral-7B-Instruct-v0.3	22.6	11.9	11.7	<b>26.8</b>	17.2	13.6	8.9	<b>22.7</b>	17.4	12.2	21.8	<b>32.5</b>
Visual	gemma3	10.6	7.5	5.8	<b>12.8</b>	12.7	<b>13.6</b>	7.6	11.9	13.7	12.7	<b>22.1</b>	21.1
	idefics	<b>7.5</b>	3.5	4.4	6.6	6.8	7.6	8.5	<b>10.2</b>	7.8	4.9	8.3	<b>10.3</b>
	Llama-3.2-11B-Vision-Instruct	10.2	7.5	8.4	<b>13.7</b>	<b>11.9</b>	9.3	11.0	11.0	11.8	9.3	15.2	<b>19.1</b>
	Llama-4-Scout-17B-16E-Instruct	15.0	11.1	4.9	<b>15.9</b>	16.1	<b>18.6</b>	7.6	16.1	16.2	14.2	25.0	<b>29.9</b>
	maya	<b>1.8</b>	0.0	0.4	<b>1.8</b>	0.0	0.0	0.0	0.0	2.9	1.5	2.9	<b>5.9</b>

Table 11: Cross-lingual comparison of models: We report the accuracy by LLaMA 3.3 70B across translations of the questions and answers into other languages from the dev subset (with the local language highlighted). Note that the accuracies are only comparable within the country-specific blocks.

vakia, the LLaMA 3 models worked better in Czech than in Slovak.

## 6 Discussion and Future Work

Our experiments show that current evaluation metrics work reasonably well for open-ended regional QA. This finding suggests that the focus on multiple-choice QA in many existing datasets may be unnecessarily restrictive. The high proportion of named entities in factual answers makes string-overlap metrics more effective than in other generation tasks.

The dataset can serve multiple research purposes beyond basic QA evaluation. Since all information was available on Wikipedia as of late 2024, researchers can use it to evaluate retrieval-augmented generation (RAG) systems or cross-lingual RAG approaches. This provides a controlled setting where the knowledge source is known and accessible.

The question of what knowledge should be built into models versus retrieved from external sources remains open. Regional knowledge presents an interesting test case for this trade-off. While one could argue that such specific information should be left to external knowledge sources, we believe that broader factual knowledge generally improves a model’s ability to search for and contextualize additional information. Models that perform better on our dataset are likely to provide more culturally appropriate responses across different regions.

Our dataset supports several research tasks. It provides a challenging benchmark for both textual QA and visual QA, with visual QA proving significantly more difficult. The dataset also en-

ables studies of cross-lingual consistency that allow researchers to examine how well models transfer knowledge across related languages.

To make the benchmark more accessible, we host it on Codabench (Xu et al., 2022), where users can test their models. Participants can download the full dev set and the test set without the reference answers. The platform will then score the prediction on the full test set, with results broken by language and modality. In this way, participants can score partial submissions and focus only on a subset of modalities and languages. On Codabench, we provide all the metrics with the exception of LLM as a judge with M-Prometheus due to hardware limitations.

Our human evaluation provides a resource for developing and validating automatic metrics for open-ended QA. Since human-labeled datasets for this task are rare, our annotations offer a benchmark for future research on reference-based evaluation and metric reliability.

Finally, the dataset can serve as a seed for automatically generating additional training data from Wikipedia or other resources. Researchers can extend our approach to create larger-scale datasets covering more regions and languages, or use similar collection methods for other knowledge domains.

## 7 Related Work

In the following sections, we review existing datasets for non-English textual question answering (§ 7.1) and visual question answering (§ 7.2). Finally, we discuss reference-based evaluation metrics (§ 7.3).



## 7.1 Textual Question Answering

With the rise of decoder-based generative models, multiple-choice QA has become a common evaluation method. The English MMLU dataset (Hendrycks et al., 2021), covering 57 diverse topics such as history, science, and geography, is widely used. It goes beyond factual knowledge and requires reasoning in many areas. However, it is only available in English, and some topics assume US-centric knowledge.

Several recent datasets extend beyond English, incorporating local knowledge into QA tasks. Etxaniz et al. (2024) introduce a parallel multiple-choice dataset with trivia questions in English and Basque, with a subset focusing on Basque culture. KazQAD (Yeshpanov et al., 2024) is a Kazakh QA dataset based on school exams, combining local knowledge (history, geography) with general subjects (science, math). Kostiuk et al. (2025) compile a dataset on Lithuanian history, showing that prompting LLMs in Lithuanian improves performance over other languages. Etori et al. (2025) localizes MMLU into Latvian and Giriama, covering 55 out of the 57 original subjects.

The INCLUDE dataset (Romanou et al., 2024) collects multiple-choice QA pairs from local exam sources in 44 languages worldwide, focusing on regional knowledge. Similarly, the Global MMLU dataset (Singh et al., 2024) follows MMLU’s structure but covers 42 languages, incorporating both culture-agnostic and culture-specific questions, with a stronger emphasis on cultural aspects.

Other datasets focus on evaluating cultural rather than factual knowledge, often using food as a proxy. Zhou et al. (2024) presents a dataset on local ingredients, while Lavrouk et al. (2024) introduces QA on dishes from former Soviet states, revealing that LLMs often confuse post-Soviet nations. Unlike previous datasets, these two also include images, incorporating visual question answering tasks.

Recent work has examined the effectiveness of multilingual LLMs across different languages and found substantial performance gaps. Rohera et al. (2025) evaluate factual accuracy of LLMs using the IndicQuest dataset with question-answer pairs in English and 19 Indic languages. Their findings show that LLMs often perform better in English, even for questions from Indic contexts.

Hupkes and Bogoychev (2025) show more nuanced results with MultiLoKo, a multilingual local knowledge benchmark spanning 31 languages with

500 questions per language sourced to be locally relevant. Their evaluation of 11 multilingual models reveals performance gaps across languages and shows that using locally-sourced versus English-translated data can result in differences of more than 20 points for the best-performing models.

None of the datasets currently used for QA evaluation are primarily designed for open-ended generation. Evaluation is conducted by measuring accuracy in the multiple-choice setup.

## 7.2 Visual Question Answering

The initial formulations of Visual Question Answering (VQA; Antol et al., 2015; Hudson and Manning, 2019) assumed a closed set of possible output words, with the goal of evaluating the understanding of objects in images and their relationships. This objective was also carried over into multilingual extensions of the task (Pfeiffer et al., 2022).

CVQA (Romero et al., 2024) is most similar to our work, covering cultural elements from 30 countries with questions in both local languages and English. However, it uses the multiple-choice QA setup, and there is no overlap in the studied regions and languages. Nayak et al. (2024) introduced a benchmark for open-ended VQA, focusing on traditions, rituals, food, drink, and clothing, with an emphasis on global cultural fairness. The dataset is in English only and aims to understand different cultural concepts from a global perspective. Wang et al. (2025) propose a multiple-choice VQA set focusing on tourism and landmarks.

Yue et al. (2024) introduced MMMU, a multimodal version of MMLU, and followed up with xMMMU (Yue et al., 2025), which added multilingual support through machine translation of MMMU subsets. Subsequent benchmarks incorporated questions from school exams across different countries and languages (Zhang et al., 2023; Das et al., 2024). However, these datasets focus on visual elements such as comprehension of graphs and diagrams, rather than on local or cultural knowledge.

## 7.3 Evaluation Metrics

Traditional metrics measure textual overlap using word or character n-grams (e.g., BLEU: Papineni et al., 2002; ROUGE: Lin, 2004; chrF: Popović, 2015). More recent approaches leverage embedding similarity (e.g., BERTScore: Zhang et al., 2020, BLEURT: Sellam et al., 2020) or fully

trained metrics like COMET (Rei et al., 2020) targeted on machine translation.

Recently, LLMs have often been used as a judge, either directly assessing the quality (Zheng et al., 2023) or as a part of the more structured pipelines, such as FactScore (Min et al., 2023) that first breaks the generated text into atomic facts and evaluates the facts individually.

The standard approach for validating evaluation metrics is measuring their correlation with human judgments, a practice best established in machine translation (e.g., Freitag et al., 2024). However, human-labeled datasets for other tasks are limited, with exceptions like image captioning (Flickr8k-Expert Hodosh et al., 2013; Nebula Matsuda et al., 2024; Polaris Wada et al., 2024), text summarization (ROSE: Liu et al., 2023), and MOCHA for reading comprehension (Chen et al., 2020), mostly in English.

While human preference datasets used for instruction tuning (Bai et al., 2022; Köpf et al., 2023) contain LLM output rankings, they are rarely suited for assessing reference-based evaluation.

## 8 Conclusions

We introduce CUS-QA, a regional knowledge dataset covering textual and visual question answering in Czech, Slovak, and Ukrainian. The dataset contains manually curated questions and answers from native speakers, grounded in Wikipedia and focused on local knowledge that is well-known within each country but largely unknown outside it.

Our baseline experiments reveal significant gaps in regional knowledge capabilities of the current LLMs. The best textual QA model achieves above 40% accuracy, while visual QA is much more challenging with accuracy below 30%. We observe substantial cross-lingual inconsistencies, where models sometimes perform better answering regional questions in English rather than the local language.

Through human evaluation, we find that LLM-based metrics correlate well with human judgment for this task, while traditional string-overlap metrics perform surprisingly well due to the high number of named entities in the dataset, especially in the textual QA part. These findings suggest that open-ended evaluation of factual QA might be more feasible than previously thought.

The dataset addresses two key research needs: improving regional knowledge in LLMs, including

cross-lingual generation consistency, and advancing automatic evaluation metrics for open-ended QA. We release both the dataset and human evaluation results to support future research in these areas.

## Limitations

Our dataset has several limitations. First, the dataset size is relatively small compared to major benchmarks. Second, all annotators were university students, which does not reflect the demography of the respective countries. Third, our focus is narrowed on three closely related Slavic languages.

The dataset reflects knowledge as of late 2024. Our reliance on Wikipedia as the grounding source introduces potential biases toward formal, institutional knowledge. Some overlap exists between Czech and Slovak questions due to shared history, potentially inflating cross-lingual performance comparisons.

The human evaluation was limited to five LLMs, which may not capture the full range of model outputs and error patterns that could emerge in future models. The binary evaluation criteria achieved good inter-annotator agreement but may not capture subtle quality differences between generated responses

Our evaluation focused solely on factual accuracy and excluded other important factors like cultural sensitivity, tone, and political awareness that could affect real-world performance.

## Acknowledgements

This work was supported by the Charles University project PRIMUS/23/SCI/023 project and CZ.02.01.01/00/23\_020/0008518 of the Czech Ministry of Education. This project has received funding from the European Union’s Horizon Europe research and innovation programme under Grant agreement No 101070350 (HPLT).

## References

Nahid Alam, Karthik Reddy Kanjula, Surya Guthikonda, Timothy Chung, Bala Krishna S Vegesna, Abhipsha Das, Anthony Susevski, Ryan Sze-Yin Chan, S M Iftexhar Uddin, Shayekh Bin Islam, Roshan Santhosh, Snegha A, Drishti Sharma, Chen Liu, Isha Chaturvedi, Genta Indra Winata, Ashvanth. S, Snehanthu Mukherjee, and Alham Fikri Aji. 2024. *Maya*:

An instruction finetuned multilingual multimodal model.

- Stanislaw Antol, Aishwarya Agrawal, Jiasen Lu, Margaret Mitchell, Dhruv Batra, C. Lawrence Zitnick, and Devi Parikh. 2015. [VQA: visual question answering](#). In *2015 IEEE International Conference on Computer Vision, ICCV 2015, Santiago, Chile, December 7-13, 2015*, pages 2425–2433. IEEE Computer Society.
- Yuntao Bai, Andy Jones, Kamal Ndousse, Amanda Askell, Anna Chen, Nova DasSarma, Dawn Drain, Stanislav Fort, Deep Ganguli, Tom Henighan, Nicholas Joseph, Saurav Kadavath, Jackson Kernion, Tom Conerly, Sheer El Showk, Nelson Elhage, Zac Hatfield-Dodds, Danny Hernandez, Tristan Hume, Scott Johnston, Shauna Kravec, Liane Lovitt, Neel Nanda, Catherine Olsson, Dario Amodei, Tom B. Brown, Jack Clark, Sam McCandlish, Chris Olah, Benjamin Mann, and Jared Kaplan. 2022. [Training a helpful and harmless assistant with reinforcement learning from human feedback](#). *CoRR*, abs/2204.05862.
- Anthony Chen, Gabriel Stanovsky, Sameer Singh, and Matt Gardner. 2020. [MOCHA: A dataset for training and evaluating generative reading comprehension metrics](#). In *Proceedings of the 2020 Conference on Empirical Methods in Natural Language Processing (EMNLP)*, pages 6521–6532, Online. Association for Computational Linguistics.
- Jonathan H. Clark, Eunsol Choi, Michael Collins, Dan Garrette, Tom Kwiatkowski, Vitaly Nikolaev, and Jennimaria Palomaki. 2020. [TyDi QA: A benchmark for information-seeking question answering in typologically diverse languages](#). *Transactions of the Association for Computational Linguistics*, 8:454–470.
- Alexis Conneau, Kartikay Khandelwal, Naman Goyal, Vishrav Chaudhary, Guillaume Wenzek, Francisco Guzmán, Edouard Grave, Myle Ott, Luke Zettlemoyer, and Veselin Stoyanov. 2020. [Unsupervised cross-lingual representation learning at scale](#). In *Proceedings of the 58th Annual Meeting of the Association for Computational Linguistics*, pages 8440–8451, Online. Association for Computational Linguistics.
- Rocktim Das, Simeon Hristov, Haonan Li, Dimitar Dimitrov, Ivan Koychev, and Preslav Nakov. 2024. [EXAMS-V: A multi-discipline multilingual multimodal exam benchmark for evaluating vision language models](#). In *Proceedings of the 62nd Annual Meeting of the Association for Computational Linguistics (Volume 1: Long Papers)*, pages 7768–7791, Bangkok, Thailand. Association for Computational Linguistics.
- Abhimanyu Dubey, Abhinav Jauhri, Abhinav Pandey, Abhishek Kadian, Ahmad Al-Dahle, Aiesha Letman, Akhil Mathur, Alan Schelten, Amy Yang, Angela Fan, Anirudh Goyal, Anthony Hartshorn, Aobo Yang, Archi Mitra, Archie Sravankumar, Artem Korenev, Arthur Hinsvark, Arun Rao, Aston Zhang, Aurélien Rodriguez, Austen Gregerson, Ava Spataru, Baptiste Rozière, Bethany Biron, Binh Tang, Bobbie Chern, Charlotte Caucheteux, Chaya Nayak, Chloe Bi, Chris Marra, Chris McConnell, Christian Keller, Christophe Touret, Chunyang Wu, Corinne Wong, Cristian Canton Ferrer, Cyrus Nikolaidis, Damien Allonsius, Daniel Song, Danielle Pintz, Danny Livshits, David Esobu, Dhruv Choudhary, Dhruv Mahajan, Diego Garcia-Olano, Diego Perino, Dieuwke Hupkes, Egor Lakomkin, Ehab AlBadawy, Elina Lobanova, Emily Dinan, Eric Michael Smith, Filip Radenovic, Frank Zhang, Gabriel Synnaeve, Gabrielle Lee, Georgia Lewis Anderson, Graeme Nail, Grégoire Mialon, Guan Pang, Guillem Cucurell, Hailey Nguyen, Hannah Korevaar, Hu Xu, Hugo Touvron, Iliyan Zarov, Imanol Arrieta Ibarra, Isabel M. Kloumann, Ishan Misra, Ivan Evtimov, Jade Copet, Jaewon Lee, Jan Geffert, Jana Vranes, Jason Park, Jay Mahadeokar, Jeet Shah, Jelmer van der Linde, Jennifer Billock, Jenny Hong, Jenya Lee, Jeremy Fu, Jianfeng Chi, Jianyu Huang, Jiawen Liu, Jie Wang, Jiecao Yu, Joanna Bitton, Joe Spisak, Jongsoo Park, Joseph Rocca, Joshua Johnstun, Joshua Saxe, Junteng Jia, Kalyan Vasuden Alwala, Kartikeya Upasani, Kate Plawiak, Ke Li, Kenneth Heafield, Kevin Stone, et al. 2024. [The llama 3 herd of models](#). *CoRR*, abs/2407.21783.
- Naome A. Etori, Kevin Lu, Randu Karisa, and Arturs Kanepajs. 2025. [Lag-mmmlu: Benchmarking frontier llm understanding in latvian and giriamaa](#). *CoRR*, abs/2503.11911.
- Julen Etxaniz, Gorka Azkune, Aitor Soroa,

- Oier Lopez de Lacalle, and Mikel Artetxe. 2024. [Bertaqa: How much do language models know about local culture?](#) In *Advances in Neural Information Processing Systems*, volume 37, pages 34077–34097. Curran Associates, Inc.
- Markus Freitag, Nitika Mathur, Daniel Deutsch, Chi-Kiu Lo, Eleftherios Avramidis, Ricardo Rei, Brian Thompson, Frederic Blain, Tom Kocmi, Jiayi Wang, David Ifeoluwa Adelani, Marianna Buchicchio, Chrysoula Zerva, and Alon Lavie. 2024. [Are LLMs breaking MT metrics? results of the WMT24 metrics shared task.](#) In *Proceedings of the Ninth Conference on Machine Translation*, pages 47–81, Miami, Florida, USA. Association for Computational Linguistics.
- Gregor Geigle, Abhay Jain, Radu Timofte, and Goran Glavas. 2023. [mblip: Efficient bootstrapping of multilingual vision-llms.](#) *CoRR*, abs/2307.06930.
- Dan Hendrycks, Collin Burns, Steven Basart, Andy Zou, Mantas Mazeika, Dawn Song, and Jacob Steinhardt. 2021. [Measuring massive multitask language understanding.](#) In *9th International Conference on Learning Representations, ICLR 2021, Virtual Event, Austria, May 3-7, 2021*. OpenReview.net.
- Micah Hodosh, Peter Young, and Julia Hockenmaier. 2013. [Framing image description as a ranking task: Data, models and evaluation metrics.](#) *J. Artif. Intell. Res.*, 47:853–899.
- Drew A. Hudson and Christopher D. Manning. 2019. [GQA: A new dataset for real-world visual reasoning and compositional question answering.](#) In *IEEE Conference on Computer Vision and Pattern Recognition, CVPR 2019, Long Beach, CA, USA, June 16-20, 2019*, pages 6700–6709. Computer Vision Foundation / IEEE.
- Dieuwke Hupkes and Nikolay Bogoychev. 2025. [Multiloko: a multilingual local knowledge benchmark for llms spanning 31 languages.](#) *CoRR*, abs/2504.10356.
- Albert Q. Jiang, Alexandre Sablayrolles, Arthur Mensch, Chris Bamford, Devendra Singh Chaplot, Diego de Las Casas, Florian Bressand, Gianna Lengyel, Guillaume Lample, Lucile Saulnier, L  lio Renard Lavaud, Marie-Anne Lachaux, Pierre Stock, Teven Le Scao, Thibaut Lavril, Thomas Wang, Timoth  e Lacroix, and William El Sayed. 2023. [Mistral 7b.](#) *CoRR*, abs/2310.06825.
- Tom Kocmi, Eleftherios Avramidis, Rachel Bawden, Ond  rej Bojar, Anton Dvorkovich, Christian Federmann, Mark Fishel, Markus Freitag, Thamme Gowda, Roman Grundkiewicz, Barry Haddow, Marzena Karpinska, Philipp Koehn, Benjamin Marie, Christof Monz, Kenton Murray, Masaaki Nagata, Martin Popel, Maja Popovi  , Mariya Shmatova, Steinth  r Steingr  msson, and Vil  m Zouhar. 2024. [Findings of the WMT24 general machine translation shared task: The LLM era is here but MT is not solved yet.](#) In *Proceedings of the Ninth Conference on Machine Translation*, pages 1–46, Miami, Florida, USA. Association for Computational Linguistics.
- Andreas K  pf, Yannic Kilcher, Dimitri von R  tte, Sotiris Anagnostidis, Zhi Rui Tam, Keith Stevens, Abdullah Barhoum, Duc Nguyen, Oliver Stanley, Rich  rd Nagyfi, Shahul ES, Sameer Suri, David Glushkov, Arnav Dantuluri, Andrew Maguire, Christoph Schuhmann, Huu Nguyen, and Alexander Mattick. 2023. [Openassistant conversations - democratizing large language model alignment.](#) In *Advances in Neural Information Processing Systems*, volume 36, pages 47669–47681. Curran Associates, Inc.
- Yevhen Kostiuk, Oxana Vitman, Lukasz Gagala, and Artur Kiulian. 2025. [Towards multilingual LLM evaluation for baltic and nordic languages: A study on lithuanian history.](#) *CoRR*, abs/2501.09154.
- Hugo Lauren  on, Lucile Saulnier, L  o Tronchon, Stas Bekman, Amanpreet Singh, Anton Lozhkov, Thomas Wang, Siddharth Karamcheti, Alexander M. Rush, Douwe Kiela, Matthieu Cord, and Victor Sanh. 2023. [Obelics: An open web-scale filtered dataset of interleaved image-text documents.](#)
- Anton Lavrouk, Tarek Naous, Alan Ritter, and Wei Xu. 2024. [What are foundation models cooking in the post-soviet world?](#) *CoRR*, abs/2502.18583.
- Chin-Yew Lin. 2004. [ROUGE: A package for automatic evaluation of summaries.](#) In *Text Summarization Branches Out*, pages 74–81, Barcelona,



- Spain. Association for Computational Linguistics.
- Yixin Liu, Alex Fabbri, Pengfei Liu, Yilun Zhao, Linyong Nan, Ruilin Han, Simeng Han, Shafiq Joty, Chien-Sheng Wu, Caiming Xiong, and Dragomir Radev. 2023. [Revisiting the gold standard: Grounding summarization evaluation with robust human evaluation](#). In *Proceedings of the 61st Annual Meeting of the Association for Computational Linguistics (Volume 1: Long Papers)*, pages 4140–4170, Toronto, Canada. Association for Computational Linguistics.
- Pedro Henrique Martins, Patrick Fernandes, João Alves, Nuno Miguel Guerreiro, Ricardo Rei, Duarte M. Alves, José Pombal, M. Amin Farajian, Manuel Faysse, Mateusz Klimaszewski, Pierre Colombo, Barry Haddow, José G. C. de Souza, Alexandra Birch, and André F. T. Martins. 2024. [Eurollm: Multilingual language models for europe](#). *CoRR*, abs/2409.16235.
- Kazuki Matsuda, Yuiga Wada, and Komei Sugiyama. 2024. [Deneb: A hallucination-robust automatic evaluation metric for image captioning](#). In *Computer Vision - ACCV 2024 - 17th Asian Conference on Computer Vision, Hanoi, Vietnam, December 8-12, 2024, Proceedings, Part III*, volume 15474 of *Lecture Notes in Computer Science*, pages 166–182. Springer.
- Sewon Min, Kalpesh Krishna, Xinxin Lyu, Mike Lewis, Wen-tau Yih, Pang Koh, Mohit Iyyer, Luke Zettlemoyer, and Hannaneh Hajishirzi. 2023. [FACTScore: Fine-grained atomic evaluation of factual precision in long form text generation](#). In *Proceedings of the 2023 Conference on Empirical Methods in Natural Language Processing*, pages 12076–12100, Singapore. Association for Computational Linguistics.
- Shravan Nayak, Kanishk Jain, Rabiul Awal, Siva Reddy, Sjoerd Van Steenkiste, Lisa Anne Hendricks, Karolina Stanczak, and Aishwarya Agrawal. 2024. [Benchmarking vision language models for cultural understanding](#). In *Proceedings of the 2024 Conference on Empirical Methods in Natural Language Processing*, pages 5769–5790, Miami, Florida, USA. Association for Computational Linguistics.
- Kishore Papineni, Salim Roukos, Todd Ward, and Wei-Jing Zhu. 2002. [Bleu: a method for automatic evaluation of machine translation](#). In *Proceedings of the 40th Annual Meeting of the Association for Computational Linguistics*, pages 311–318, Philadelphia, Pennsylvania, USA. Association for Computational Linguistics.
- Jonas Pfeiffer, Gregor Geigle, Aishwarya Kamath, Jan-Martin O. Steitz, Stefan Roth, Ivan Vulić, and Iryna Gurevych. 2022. [xGQA: Cross-lingual visual question answering](#). In *Findings of the Association for Computational Linguistics: ACL 2022*, pages 2497–2511, Dublin, Ireland. Association for Computational Linguistics.
- Maja Popović. 2015. [chrF: character n-gram F-score for automatic MT evaluation](#). In *Proceedings of the Tenth Workshop on Statistical Machine Translation*, pages 392–395, Lisbon, Portugal. Association for Computational Linguistics.
- Pranav Rajpurkar, Jian Zhang, Konstantin Lopyrev, and Percy Liang. 2016. [SQuAD: 100,000+ questions for machine comprehension of text](#). In *Proceedings of the 2016 Conference on Empirical Methods in Natural Language Processing*, pages 2383–2392, Austin, Texas. Association for Computational Linguistics.
- Ricardo Rei, Craig Stewart, Ana C Farinha, and Alon Lavie. 2020. [COMET: A neural framework for MT evaluation](#). In *Proceedings of the 2020 Conference on Empirical Methods in Natural Language Processing (EMNLP)*, pages 2685–2702, Online. Association for Computational Linguistics.
- Pritika Rohera, Chaitrali Ginimav, Gayatri Sawant, and Raviraj Joshi. 2025. [Better to ask in english? evaluating factual accuracy of multilingual llms in english and low-resource languages](#). *CoRR*, abs/2504.20022.
- Angelika Romanou, Negar Foroutan, Anna Sotnikova, Zeming Chen, Sree Harsha Nelaturu, Shivalika Singh, Rishabh Maheshwary, Micol Altomare, Mohamed A. Haggag, Snegha A, Alfonso Amayuelas, Azril Hafizi Amirudin, Viraat Aryabumi, Danylo Boiko, Michael Chang, Jenny Chim, Gal Cohen, Aditya Kumar Dalmia, Abraham Diress, Sharad Duwal, Daniil Dzenhaliou, Daniel Fernando Erazo Florez, Fabian Farestam, Joseph Marvin Imperial, Shayekh Bin Islam, Perttu Isotalo, Maral Jabbarishiviari,

Börje F. Karlsson, Eldar Khalilov, Christopher Klam, Fajri Koto, Dominik Krzeminski, Gabriel Adriano de Melo, Syrielle Montariol, Yiyang Nan, Joel Niklaus, Jekaterina Novikova, Johan Samir Obando Ceron, Debjit Paul, Esther Ploeger, Jebish Purbey, Swati Rajwal, Selvan Sunitha Ravi, Sara Rydell, Roshan Santhosh, Drishti Sharma, Marjana Prifti Skenduli, Arshia Soltani Moakhar, Bardia Soltani Moakhar, Ran Tamir, Ayush Kumar Tarun, Azmine Tushik Wasi, Thenuka Ovin Weerasinghe, Serhan Yilmaz, Mike Zhang, Imanol Schlag, Marzieh Fadaee, Sara Hooker, and Antoine Bosselut. 2024. [INCLUDE: evaluating multilingual language understanding with regional knowledge](#). *CoRR*, abs/2411.19799.

David Romero, Chenyang Lyu, Haryo Akbarianto Wibowo, Teresa Lynn, Injy Hamed, Aditya Nanda Kishore, Aishik Mandal, Alina Dragonetti, Artem Abzaliev, Atnafu Lambebo Tonja, Bontu Fufa Balcha, Chenxi Whitehouse, Christian Salamea, Dan John Velasco, David Ifeoluwa Adelani, David Le Meur, Emilio Villa-Cueva, Fajri Koto, Fauzan Farooqui, Frederico Belcavello, Ganzorig Batnasan, Gisela Vallejo, Grainne Caulfield, Guido Ivetta, Haiyue Song, Henok Biadglign Ademtew, Hernán Maina, Holy Lovenia, Israel Abebe Azime, Jan Christian Blaise Cruz, Jay Gala, Jiahui Geng, Jesus-German Ortiz-Barajas, Jinheon Baek, Jocelyn Dunstan, Laura Alonso Alemany, Kumaranage Ravindu Yasas Nagasinghe, Luciana Benotti, Luis Fernando D’Haro, Marcelo Viridiano, Marcos Estechea-Garitaigoitia, Maria Camila Buitrago Cabrera, Mario Rodríguez-Cantelar, Mélanie Joutiteau, Mihail Mihaylov, Mohamed Fazli Mohamed Imam, Muhammad Farid Adilazuarda, Munkhjargal Gochoo, Munkh-Erdene Otgonbold, Naome Etori, Olivier Niyomugisha, Paula Mónica Silva, Pranjal Chitale, Raj Dabre, Rendi Chevi, Ruochen Zhang, Ryandito Dandaru, Samuel Cahyawijaya, Santiago Góngora, Soyeong Jeong, Sukannya Purkayastha, Tatsuki Kuribayashi, Teresa Clifford, Thanmay Jayakumar, Tiago Timponi Torrent, Toqeer Ehsan, Vladimir Araujo, Yova Kementchedzhieva, Zara Burzo, Zheng Wei Lim, Zheng Xin Yong, Oana Ignat, Joan Nwatu, Rada Mihalcea, Tamar Solerio, and Alham Fikri Aji. 2024. [Cvqa: Culturally-diverse multilingual visual question answering benchmark](#).

Thibault Sellam, Dipanjan Das, and Ankur Parikh. 2020. [BLEURT: Learning robust metrics for text generation](#). In *Proceedings of the 58th Annual Meeting of the Association for Computational Linguistics*, pages 7881–7892, Online. Association for Computational Linguistics.

Shivalika Singh, Angelika Romanou, Clémentine Fourier, David Ifeoluwa Adelani, Jian Gang Ngui, Daniel Vila-Suero, Peerat Limkonchotiwat, Kelly Marchisio, Wei Qi Leong, Yosephine Susanto, Raymond Ng, Shayne Longpre, Wei-Yin Ko, Madeline Smith, Antoine Bosselut, Alice Oh, André F. T. Martins, Leshem Choshen, Daphne Ippolito, Enzo Ferrante, Marzieh Fadaee, Beyza Ermis, and Sara Hooker. 2024. [Global MMLU: understanding and addressing cultural and linguistic biases in multilingual evaluation](#). *CoRR*, abs/2412.03304.

Gemma Team, Aishwarya Kamath, Johan Ferret, Shreya Pathak, Nino Vieillard, Ramona Merhej, Sarah Perrin, Tatiana Matejovicova, Alexandre Ramé, Morgane Rivi  re, Louis Rouillard, Thomas Mesnard, Geoffrey Cideron, Jean bastien Grill, Sabela Ramos, Edouard Yvinec, Michelle Casbon, Etienne Pot, Ivo Penchev, Ga  l Liu, Francesco Visin, Kathleen Kenealy, Lucas Beyer, Xiaohai Zhai, Anton Tsitsulin, Robert Busa-Fekete, Alex Feng, Noveen Sachdeva, Benjamin Coleman, Yi Gao, Basil Mustafa, Iain Barr, Emilio Parisotto, David Tian, Matan Eyal, Colin Cherry, Jan-Thorsten Peter, Danila Sinopalnikov, Surya Bhupatiraju, Rishabh Agarwal, Mehran Kazemi, Dan Malkin, Ravin Kumar, David Vilar, Idan Brusilovsky, Jiaming Luo, Andreas Steiner, Abe Friesen, Abhan-shu Sharma, Abheesht Sharma, Adi Mayrav Gilady, Adrian Goedeckemeyer, Alaa Saade, Alex Feng, Alexander Kolesnikov, Alexei Bendebury, Alvin Abdagic, Amit Vadi, Andr  s Gy  rgy, Andr   Susano Pinto, Anil Das, Ankur Bapna, Antoine Miech, Antoine Yang, Antonia Paterson, Ashish Shenoy, Ayan Chakrabarti, Bilal Piot, Bo Wu, Bobak Shahriari, Bryce Pettrini, Charlie Chen, Charline Le Lan, Christopher A. Choquette-Choo, CJ Carey, Cormac Brick, Daniel Deutsch, Danielle Eisenbud, Dee Cattle, Derek Cheng, Dimitris Paparas, Divyashree Shivakumar Sreepathihalli, Doug Reid, Dustin Tran, Dustin Zelle, Eric Noland, Erwin Huizenga, Eugene Kharitonov, Frederick

- Liu, Gagik Amirkhanyan, Glenn Cameron, Hadi Hashemi, Hanna Klimczak-Plucińska, Harman Singh, Harsh Mehta, Harshal Tushar Lehri, Hussein Hazimeh, Ian Ballantyne, Idan Szpektor, Ivan Nardini, Jean Pouget-Abadie, Jetha Chan, Joe Stanton, John Wieting, Jonathan Lai, Jordi Orbay, Joseph Fernandez, Josh Newlan, Ju yeong Ji, Jyotinder Singh, Kat Black, Kathy Yu, Kevin Hui, Kiran Vodrahalli, Klaus Greff, Linhai Qiu, Marcella Valentine, Marina Coelho, Marvin Ritter, Matt Hoffman, Matthew Watson, Mayank Chaturvedi, Michael Moynihan, Min Ma, Nabila Babar, Natasha Noy, Nathan Byrd, Nick Roy, Nikola Momchev, Nilay Chauhan, Noveen Sachdeva, Oskar Bunyan, Pankil Bortarda, Paul Caron, Paul Kishan Rubenstein, Phil Culliton, Philipp Schmid, Pier Giuseppe Sessa, Pingmei Xu, Piotr Stanczyk, Pouya Tafti, Rakesh Shivanna, Renjie Wu, Renke Pan, Reza Rokni, Rob Willoughby, Rohith Vallu, Ryan Mullins, Sammy Jerome, Sara Smoot, Sertan Girgin, Shariq Iqbal, Shashir Reddy, Shruti Sheth, Siim Põder, Sijal Bhatnagar, Sindhu Raghuram Panyam, Sivan Eiger, Susan Zhang, Tianqi Liu, Trevor Yacovone, Tyler Liechty, Uday Kalra, Utku Evci, Vedant Misra, Vincent Roseberry, Vlad Feinberg, Vlad Kolesnikov, Woohyun Han, Woosuk Kwon, Xi Chen, Yinlam Chow, Yuvein Zhu, Zichuan Wei, Zoltan Egyed, Victor Cotruta, Minh Giang, Phoebe Kirk, Anand Rao, Kat Black, Nabila Babar, Jessica Lo, Erica Moreira, Luiz Gustavo Martins, Omar Sanseviero, Lucas Gonzalez, Zach Gleicher, Tris Warkentin, Vahab Mirrokni, Evan Senter, Eli Collins, Joelle Barral, Zoubin Ghahramani, Raia Hadsell, Yossi Matias, D. Sculley, Slav Petrov, Noah Fiedel, Noam Shazeer, Oriol Vinyals, Jeff Dean, Demis Hassabis, Koray Kavukcuoglu, Clement Farabet, Elena Buchatskaya, Jean-Baptiste Alayrac, Rohan Anil, Dmitry, Lepikhin, Sebastian Borgeaud, Olivier Bachem, Armand Joulin, Alek Andreev, Cassidy Hardin, Robert Dadashi, and Léonard Hussenot. 2025. [Gemma 3 technical report](#).
- Yuiga Wada, Kanta Kaneda, Daichi Saito, and Komei Sugiura. 2024. [Polos: Multimodal metric learning from human feedback for image captioning](#). In *IEEE/CVF Conference on Computer Vision and Pattern Recognition, CVPR 2024, Seattle, WA, USA, June 16-22, 2024*, pages 13559–13568. IEEE.
- Hao Wang, Pinzhi Huang, Jihan Yang, Saining Xie, and Daisuke Kawahara. 2025. [Traveling across languages: Benchmarking cross-lingual consistency in multimodal llms](#).
- Zhen Xu, Sergio Escalera, Adrien Pavão, Magali Richard, Wei-Wei Tu, Quanming Yao, Huan Zhao, and Isabelle Guyon. 2022. [Codabench: Flexible, easy-to-use, and reproducible meta-benchmark platform](#). *Patterns*, 3(7):100543.
- Rustem Yeshpanov, Pavel Efimov, Leonid Boytsov, Ardak Shalkarbayuli, and Pavel Braslavski. 2024. [KazQAD: Kazakh open-domain question answering dataset](#). In *Proceedings of the 2024 Joint International Conference on Computational Linguistics, Language Resources and Evaluation (LREC-COLING 2024)*, pages 9645–9656, Torino, Italia. ELRA and ICCL.
- Xiang Yue, Yuansheng Ni, Kai Zhang, Tianyu Zheng, Ruoqi Liu, Ge Zhang, Samuel Stevens, Dongfu Jiang, Weiming Ren, Yuxuan Sun, Cong Wei, Botao Yu, Ruibin Yuan, Renliang Sun, Ming Yin, Boyuan Zheng, Zhenzhu Yang, Yibo Liu, Wenhao Huang, Huan Sun, Yu Su, and Wenhui Chen. 2024. Mmmu: A massive multi-discipline multimodal understanding and reasoning benchmark for expert agi. In *Proceedings of the IEEE/CVF Conference on Computer Vision and Pattern Recognition (CVPR)*, pages 9556–9567.
- Xiang Yue, Yueqi Song, Akari Asai, Seungone Kim, Jean de Dieu Nyandwi, Simran Khanuja, Anjali Kantharuban, Lintang Sutawika, Sathyanarayanan Ramamoorthy, and Graham Neubig. 2025. [Pangea: A fully open multilingual multimodal llm for 39 languages](#).
- Urchade Zaratiana, Nadi Tomeh, Pierre Holat, and Thierry Charnois. 2024. [GLiNER: Generalist model for named entity recognition using bidirectional transformer](#). In *Proceedings of the 2024 Conference of the North American Chapter of the Association for Computational Linguistics: Human Language Technologies (Volume 1: Long Papers)*, pages 5364–5376, Mexico City, Mexico. Association for Computational Linguistics.
- Tianyi Zhang, Varsha Kishore, Felix Wu, Kilian Q. Weinberger, and Yoav Artzi. 2020. [Bertscore](#):

Evaluating text generation with BERT. In *8th International Conference on Learning Representations, ICLR 2020, Addis Ababa, Ethiopia, April 26-30, 2020*. OpenReview.net.

Wenxuan Zhang, Sharifah Mahani Aljunied, Chang Gao, Yew Ken Chia, and Lidong Bing. 2023. [M3exam: A multilingual, multimodal, multi-level benchmark for examining large language models](#).

Lianmin Zheng, Wei-Lin Chiang, Ying Sheng, Siyuan Zhuang, Zhanghao Wu, Yonghao Zhuang, Zi Lin, Zhuohan Li, Dacheng Li, Eric Xing, Hao Zhang, Joseph E Gonzalez, and Ion Stoica. 2023. [Judging llm-as-a-judge with mt-bench and chatbot arena](#). In *Advances in Neural Information Processing Systems*, volume 36, pages 46595–46623. Curran Associates, Inc.

Li Zhou, Taelin Karidi, Nicolas Garneau, Yong Cao, Wanlong Liu, Wenyu Chen, and Daniel Hershcovich. 2024. [Does mapo tofu contain coffee? probing llms for food-related cultural knowledge](#). *CoRR*, abs/2404.06833.



## A Prompts

We use all of the following prompts in testing the textual models, while for the visual only the 6th prompt was involved. All of them are followed by an image token (if the question is visual) and the question.

1. You are an experienced trivia game contestant. Provide a short and correct answer!
2. Odpověz pravdivě a krátce na následující otázku:
3. Teraz odpowiedz na następującą pytanie prawdziwo a stručne:
4. Відповідайте на наступне питання правдиво і коротко:
5. Jsi zkušený účastník vědomostních soutěží. Odpovídej správně a stručně!
6. You are an experienced trivia game contestant. Provide a short and correct answer in the same language as the question!

For LLM as a judge, we used the following prompts:

- System prompt: You are a judge in a trivia game and you are supposed to tell if the contestant answered the question correctly based on the question and the reference answer.
- User prompt: The question is: {question} The contestant's answer is {model\_answer}. The correct answer is {correct\_answer}. Answer 'Yes' or 'No' and nothing else.

## B Dataset Examples

We provide additional examples of questions and answers from our dataset across all three countries and both textual (Table 12) and visual (Table 13) modalities.

## C Additional Results

Here, we provide comprehensive results for all evaluated models across all conditions. Tables 14 and 15 present detailed baseline results for textual and visual QA across all three countries, including manual evaluation at different strictness levels and scores for all automatic metrics. Tables 16, 17, and 18 show system-level and answer-level correlation analyses broken down by individual countries and languages.

Czechia	
Kdo byl jediným českým králem, který nepocházel z panovnické dynastie? <i>Who was the only Czech king who did not come from a ruling dynasty?</i>	Jiří z Poděbrad. <i>George of Poděbrady</i>
V kterém roce proběhla bitva na Bílé hoře? <i>In what year did the Battle of White Mountain take place?</i>	1620 <i>1620</i>
Ve kterém městě sídlí Tatra? <i>In which city is the Tatra factory located?</i>	V Kopřivnici. <i>In Kopřivnice.</i>
Jak se jmenuje zřícenina hradu založená Karlem IV. jižně od Starého Plzeňce, která je kulturní památkou? <i>What is the name of the ruins of the castle founded by Charles IV south of Stary Plzenec, which is a cultural monument?</i>	Radyně <i>Radyně</i>
Který lihovar vyrábí OMG gin? <i>Which distillery produces OMFG gin?</i>	Žufánek <i>Žufánek</i>
Která linka pražského metra je nejstarší? <i>Which Prague metro line is the oldest?</i>	Linka C <i>The C line</i>
Slovakia	
Ktorá kapela naspievala album Nikdy nebolo lepšie? <i>Which band sang the album Never Been Better?</i>	Hex <i>Hex</i>
Ako sa volá najvyšší vrch Belianskych Tatier? <i>What is the name of the highest peak of the Belian Tatras?</i>	Havran <i>Havran</i>
Kto založil Medzinárodný maratón mieru v Košiciach? <i>Who founded the International Peace Marathon in Košice?</i>	Vojtech Bukovský. <i>Vojtech Bukovský.</i>
Ktorá televízna stanica vysiela šou s názvom Tvoja tvár znie povedome? <i>Which television station airs a show called Tvoja tvár znie povedome?</i>	televízia Markíza <i>television Markíza</i>
Ako sa volal politický spor o názov Česko-Slovenska na začiatku roka 1990? <i>What was the name of the political conflict regarding the name of Czechoslovakia at the beginning of the year 1990?</i>	pomlčková vojna <i>The Hyphen War</i>
Ktorá diaľnica prechádza neďaleko Nového Mesta nad Váhom? <i>Which highway passes near Nové Mesto nad Váhom?</i>	D1 <i>D1</i>
Ukraine	
На якій вулиці знаходиться Будинок з химерами у Харкові? <i>What street is the House with Chimeras located on in Kharkiv?</i>	На вулиці Чернишевській <i>On Chernyshevskaya Street</i>
Який оператор мобільного зв'язку в 2015 викупив право надання послуг у компанії МТС? <i>Which mobile operator bought the right to provide services from MTS in 2015?</i>	Vodafone <i>Vodafone</i>
Які кольори футбольного клубу Нива? <i>What are the colors of Niva football club?</i>	Жовтий і зелений <i>Yellow and green</i>
Яку міжнародну премію зміг отримати Іван Данилович Низовий? <i>What international award was Ivan Danylovych Nyzovyi able to receive?</i>	За найкращий музичний твір. <i>For the best musical composition.</i>
Як називається головна вулиця Києва? <i>What is the name of the main street in Kyiv?</i>	Хрещатик <i>Khreshchatyk</i>
Хто очолював УНР до квітня 1918 року? <i>Who led the UPR until April 1918?</i>	Михайло Грушевський <i>Mykhailo Hrushevsky</i>

Table 12: Examples of text-only questions and answers.

	Image	Question	Answer
Czechia		Která stanice pražského metra je na obrázku? <i>Which Prague metro station is in the picture?</i>	Letňany <i>Letňany</i>
		Kdo je autorem této sochy? <i>Who is the author of this statue?</i>	Josef Václav Myslbek. <i>Josef Václav Myslbek.</i>
		Jaké značky je tento autobus? <i>What brand is this bus?</i>	Karosa. <i>Karosa.</i>
Slovakia		Ktorý bývalý slovenský tenista sa nachádza na fotke? <i>Which former Slovak tennis player is in the picture?</i>	Miloslav Mečíř. <i>Miloslav Mečíř.</i>
		Čo je na obrázku? <i>What is in the picture?</i>	Bryndzové halušky. <i>Bryndzové halušky.</i>
		Aká budova je na obrázku? <i>What building is in the picture?</i>	Nová budova Slovenského národného divadla <i>New building of the Slovak National Theatre</i>
Ukraine		Яку українську страву зображено на фото? <i>What Ukrainian dish is depicted in the photo?</i>	Банош <i>Banosh</i>
		Як називається цей стадіон? <i>What is the name of this stadium?</i>	«Авангард» <i>“Avangard”</i>
		Де знаходиться зображений на картинці замок? <i>Where is the castle in the picture located?</i>	Ужгород <i>Uzhhorod</i>

Table 13: Examples of collected questions and answers from all regions, in both the local language and in English.

Textual QA: Czechia		Manual evaluation				Automatic evaluation						
		Correct	+ True	+ Rel- evant	+ Co- herent	BL- EU	chrF	ROU- GE	BERT- Score	BLE- URT	LLa- MA	M-P
cs	EuroLLM-9B-Instruct	35.5	34.3	31.1	27.9	2.4	26.2	.186	.221	.382	35.8	30.4
	Llama-3.1-8B-Instruct	28.7	28.3	27.4	23.6	3.1	26.5	.212	.275	.374	28.7	24.0
	Llama-3.3-70B-Instruct	58.7	57.4	56.4	53.4	4.7	42.4	.365	.366	.510	57.4	48.9
	Llama-4-Scout-17B-16E-Instruct	39.2	37.2	35.5	30.6	3.8	32.6	.279	.323	.451	39.1	30.9
	Mistral-7B-Instruct-v0.3	23.0	22.3	20.0	14.3	1.4	20.2	.139	.177	.328	22.8	17.5
en	EuroLLM-9B-Instruct	31.5	28.7	25.3	23.6	1.4	20.4	.142	.075	.271	31.5	26.8
	Llama-3.1-8B-Instruct	29.4	28.5	27.4	26.0	1.4	24.1	.191	.162	.317	31.3	26.0
	Llama-3.3-70B-Instruct	52.5	50.4	47.5	44.7	3.4	37.8	.350	.340	.439	56.0	45.5
	Llama-4-Scout-17B-16E-Instruct	37.0	34.2	30.4	28.7	1.3	23.2	.175	.093	.313	38.3	32.1
	Mistral-7B-Instruct-v0.3	24.3	20.9	9.6	9.2	0.7	14.5	.087	-.003	.277	26.8	20.2

Textual QA: Slovakia		Manual evaluation				Automatic evaluation						
		Correct	+ True	+ Rel- evant	+ Co- herent	BL- EU	chrF	ROU- GE	BERT- Score	BLE- URT	LLa- MA	M-P
sk	EuroLLM-9B-Instruct	32.0	30.8	29.4	25.4	2.6	24.2	.169	.677	.370	30.6	27.8
	Llama-3.1-8B-Instruct	18.9	18.1	17.0	15.0	2.7	21.2	.152	.689	.335	18.5	13.8
	Llama-3.3-70B-Instruct	46.2	45.8	43.4	40.8	7.4	39.2	.354	.755	.485	45.4	38.5
	Llama-4-Scout-17B-16E-Instruct	34.1	33.5	31.8	30.6	3.9	29.2	.251	.706	.425	32.3	28.8
	Mistral-7B-Instruct-v0.3	12.8	12.2	11.4	6.5	0.8	15.5	.090	.632	.284	14.2	12.2
en	EuroLLM-9B-Instruct	30.8	28.4	26.2	25.2	2.0	21.4	.158	.090	.284	33.1	26.8
	Llama-3.1-8B-Instruct	24.5	24.1	22.9	22.3	2.0	22.6	.186	.145	.309	25.4	19.5
	Llama-3.3-70B-Instruct	45.8	44.8	42.2	40.4	3.2	32.5	.298	.269	.397	47.5	38.1
	Llama-4-Scout-17B-16E-Instruct	32.9	30.8	27.8	27.0	1.8	22.6	.180	.094	.311	33.7	27.6
	Mistral-7B-Instruct-v0.3	20.9	17.2	11.8	11.8	1.0	14.9	.101	-.002	.280	22.7	18.5

Textual QA: Ukraine		Manual evaluation				Automatic evaluation						
		Correct	+ True	+ Rel- evant	+ Co- herent	BL- EU	chrF	ROU- GE	BERT- Score	BLE- URT	LLa- MA	M-P
uk	EuroLLM-9B-Instruct	26.8	26.2	25.7	22.6	2.4	26.2	.186	.221	.382	35.8	30.4
	Llama-3.1-8B-Instruct	22.6	21.6	21.3	20.3	3.1	26.5	.212	.275	.374	28.7	24.0
	Llama-3.3-70B-Instruct	51.9	50.9	47.3	46.2	4.7	42.4	.365	.366	.510	57.4	48.9
	Llama-4-Scout-17B-16E-Instruct	49.6	48.1	46.5	44.9	3.8	32.6	.279	.323	.451	39.1	30.9
	Mistral-7B-Instruct-v0.3	21.3	20.0	18.7	15.1	1.4	20.2	.139	.177	.328	22.8	17.5
en	EuroLLM-9B-Instruct	26.8	25.5	22.9	21.3	1.4	20.4	.142	.075	.271	31.5	26.8
	Llama-3.1-8B-Instruct	30.4	29.4	27.3	27.3	1.4	24.1	.191	.162	.317	31.3	26.0
	Llama-3.3-70B-Instruct	47.8	46.0	43.6	43.1	3.4	37.8	.350	.340	.439	56.0	45.5
	Llama-4-Scout-17B-16E-Instruct	40.8	39.2	35.6	35.3	1.3	23.2	.175	.093	.313	38.3	32.1
	Mistral-7B-Instruct-v0.3	29.4	25.5	15.1	14.8	0.7	14.5	.087	-.003	.277	26.8	20.2

Table 14: Detailed results of textual QA on the development data, including strictness levels of manual evaluation and all tested automatic metrics.



Visual QA: Czechia		Manual evaluation				Automatic evaluation						
		Correct	+ True	+ Relevant	+ Coherent	BL-EU	chrF	ROUGE	BERT Score	BLEURT	LLaMA	M-P
cs	gemma3	12.4	12.4	11.5	8.8	2.7	20.2	.213	.325	.359	11.1	7.5
	idefics	5.8	5.8	4.4	3.5	0.9	10.0	.082	.221	.209	7.5	4.4
	Llama-3.2-11B-Vision-Instruct	9.7	9.7	9.3	1.8	0.1	9.1	.053	.093	.208	9.7	8.8
	Llama-4-Scout-17B-16E-Instruct	14.6	13.7	11.9	11.1	2.7	21.3	.218	.146	.356	14.6	8.8
	maya	0.9	0.9	0.9	0.9	0.1	11.6	.082	.153	.239	1.3	1.8
en	gemma3	10.2	10.2	8.4	4.4	3.1	15.9	.115	.116	.259	13.3	4.0
	idefics	3.1	3.1	2.7	1.3	0.3	10.4	.064	.137	.202	7.1	3.1
	Llama-3.2-11B-Vision-Instruct	10.6	10.6	8.8	8.0	0.7	14.9	.100	.024	.245	13.7	8.0
	Llama-4-Scout-17B-16E-Instruct	13.3	12.8	11.5	8.4	1.5	15.5	.131	-.077	.275	15.9	8.4
	maya	0.0	0.0	0.0	0.0	0.2	12.3	.069	.038	.186	2.2	0.0

Visual QA: Slovakia		Manual evaluation				Automatic evaluation						
		Correct	+ True	+ Relevant	+ Coherent	BL-EU	chrF	ROUGE	BERT Score	BLEURT	LLaMA	M-P
sk	gemma3	18.6	18.6	18.6	17.8	9.7	24.9	.202	.741	.399	13.6	8.5
	idefics	9.3	9.3	8.5	6.8	3.2	15.7	.116	.699	.252	8.5	4.2
	Llama-3.2-11B-Vision-Instruct	12.7	12.7	12.7	0.8	0.6	13.4	.049	.652	.200	10.2	8.5
	Llama-4-Scout-17B-16E-Instruct	23.7	23.7	23.7	20.3	4.8	24.4	.214	.666	.412	18.6	10.2
	maya	0.8	0.8	0.8	0.8	0.5	15.6	.087	.667	.240	0.0	0.0
en	gemma3	13.6	13.6	13.6	10.2	2.8	15.6	.126	.152	.306	12.7	10.2
	idefics	8.5	8.5	7.6	5.1	0.4	14.5	.115	.178	.257	10.2	5.9
	Llama-3.2-11B-Vision-Instruct	12.7	12.7	12.7	11.0	1.4	18.2	.104	.043	.251	11.0	10.2
	Llama-4-Scout-17B-16E-Instruct	19.5	19.5	19.5	12.7	0.7	16.6	.149	.005	.327	16.9	14.4
	maya	0.8	0.8	0.8	0.8	1.1	15.7	.090	.082	.184	0.0	0.0

Visual QA: Ukraine		Manual evaluation				Automatic evaluation						
		Correct	+ True	+ Relevant	+ Coherent	BL-EU	chrF	ROUGE	BERT Score	BLEURT	LLaMA	M-P
uk	gemma3	25.5	25.5	25.5	24.0	4.2	19.9	.026	.721	.338	21.6	14.7
	idefics	7.8	7.8	7.8	7.4	0.8	4.4	.005	.666	.156	7.8	3.9
	Llama-3.2-11B-Vision-Instruct	16.2	16.2	16.2	8.3	0.3	6.5	.005	.647	.197	15.2	10.3
	Llama-4-Scout-17B-16E-Instruct	29.9	29.9	29.9	29.9	2.1	21.1	.023	.663	.357	26.0	15.2
	maya	3.4	3.4	3.4	2.5	0.2	12.3	.010	.656	.171	2.9	2.0
en	gemma3	19.1	19.1	19.1	15.2	3.2	16.9	.155	.175	.294	21.6	15.7
	idefics	8.8	8.8	8.8	8.3	0.9	9.1	.099	.233	.215	11.3	4.9
	Llama-3.2-11B-Vision-Instruct	17.2	17.2	17.2	17.2	1.5	19.1	.114	.110	.276	20.1	12.7
	Llama-4-Scout-17B-16E-Instruct	25.5	25.0	25.0	21.1	2.4	19.4	.157	.023	.306	30.4	20.1
	maya	4.4	4.4	4.4	3.9	1.9	17.0	.085	.131	.201	5.4	2.9

Table 15: Detailed results on the visual QA on development data, including strictness levels of manual evaluation and all tested automatic metrics.

	Textual							Visual						
	BLEU	chrF	RG	BScr	BLRT	LLM	M-P	BLEU	chrF	RG	BScr	BLRT	LLM	M-P
Correct	.884	.927	.917	.857	.931	.963	.951	.577	.670	.842	-.108	.892	.990	.961
+ true	.897	.943	.933	.877	.937	.964	.955	.577	.668	.839	-.098	.890	.989	.962
+ relevant	.904	.954	.941	.897	.920	.945	.943	.571	.668	.835	-.114	.888	.981	.965
+ coherent	.907	.956	.944	.905	.923	.942	.940	.605	.773	.882	-.039	.932	.908	.848

Table 16: System-level Pearson correlations of the automatic evaluation metrics with different levels of strictness of human evaluation. The presented numbers are averages of Pearson correlations computed separately for each country and language.

## Textual QA

CZ: cs	BL-EU	chrF	ROUGE	BERT Score	BLEURT	LLaMA	M-P
Correct	.90	.90	.90	.90	1.00	1.00	1.00
+ true	.90	.90	.90	.90	1.00	1.00	1.00
+ relevant	.90	.90	.90	.90	1.00	1.00	1.00
+ coherent	.90	.90	.90	.90	1.00	1.00	1.00

SK: sk	BL-EU	chrF	ROUGE	BERT Score	BLEURT	LLaMA	M-P
Correct	.90	1.00	1.00	.90	1.00	1.00	1.00
+ true	.90	1.00	1.00	.90	1.00	1.00	1.00
+ relevant	.90	1.00	1.00	.90	1.00	1.00	1.00
+ coherent	.90	1.00	1.00	.90	1.00	1.00	1.00

UA: uk	BL-EU	chrF	ROUGE	BERT Score	BLEURT	LLaMA	M-P
Correct	.90	.90	.90	.90	1.00	1.00	1.00
+ true	.90	.90	.90	.90	1.00	1.00	1.00
+ relevant	.90	.90	.90	.90	1.00	1.00	1.00
+ coherent	.90	.90	.90	.90	1.00	1.00	1.00

CZ: en	BL-EU	chrF	ROUGE	BERT Score	BLEURT	LLaMA	M-P
Correct	.60	.70	.70	.70	.50	1.00	1.00
+ true	.60	.70	.70	.70	.50	1.00	1.00
+ relevant	.70	.90	.90	.90	.80	.90	.90
+ coherent	.70	.90	.90	.90	.80	.90	.90

SK: en	BL-EU	chrF	ROUGE	BERT Score	BLEURT	LLaMA	M-P
Correct	.60	.90	.70	.70	.90	1.00	1.00
+ true	.60	.90	.70	.70	.90	1.00	1.00
+ relevant	.60	.90	.70	.70	.90	1.00	1.00
+ coherent	.60	.90	.70	.70	.90	1.00	1.00

UA: en	BL-EU	chrF	ROUGE	BERT Score	BLEURT	LLaMA	M-P
Correct	.50	.80	.80	.80	.90	.70	.70
+ true	.62	.87	.87	.87	.87	.82	.82
+ relevant	.70	.90	.90	.90	.80	.90	.90
+ coherent	.70	.90	.90	.90	.80	.90	.90

## Visual QA

CZ: cs	BL-EU	chrF	ROUGE	BERT Score	BLEURT	LLaMA	M-P
Correct	.90	.60	.60	-.10	.50	1.00	.82
+ true	.90	.60	.60	-.10	.50	1.00	.82
+ relevant	.90	.60	.60	-.10	.50	1.00	.82
+ coherent	1.00	.70	.70	.20	.60	.90	.56

SK: sk	BL-EU	chrF	ROUGE	BERT Score	BLEURT	LLaMA	M-P
Correct	.80	.60	.70	-.10	.70	1.00	.97
+ true	.80	.60	.70	-.10	.70	1.00	.97
+ relevant	.80	.60	.70	-.10	.70	1.00	.97
+ coherent	.87	.87	.97	.31	.97	.82	.71

UA: uk	BL-EU	chrF	ROUGE	BERT Score	BLEURT	LLaMA	M-P
Correct	.80	.70	.56	.30	.90	1.00	1.00
+ true	.80	.70	.56	.30	.90	1.00	1.00
+ relevant	.80	.70	.56	.30	.90	1.00	1.00
+ coherent	.80	.70	.56	.30	.90	1.00	1.00

CZ: en	BL-EU	chrF	ROUGE	BERT Score	BLEURT	LLaMA	M-P
Correct	.70	.60	.80	-.70	.90	1.00	1.00
+ true	.70	.60	.80	-.70	.90	1.00	1.00
+ relevant	.70	.60	.80	-.70	.90	1.00	1.00
+ coherent	.70	.60	.80	-.70	.90	1.00	1.00

SK: en	BL-EU	chrF	ROUGE	BERT Score	BLEURT	LLaMA	M-P
Correct	.20	.30	.90	-.50	.90	1.00	.97
+ true	.20	.30	.90	-.50	.90	1.00	.97
+ relevant	.20	.30	.90	-.50	.90	1.00	.97
+ coherent	.10	.60	.70	-.70	.70	.90	.97

UA: en	BL-EU	chrF	ROUGE	BERT Score	BLEURT	LLaMA	M-P
Correct	.60	.50	1.00	-.50	1.00	1.00	1.00
+ true	.60	.50	1.00	-.50	1.00	1.00	1.00
+ relevant	.60	.50	1.00	-.50	1.00	1.00	1.00
+ coherent	.30	.70	.90	-.70	.90	.90	.90

Table 17: System-level Spearman correlation of automatic metrics and human judgment split over countries and languages. Note that each of the tables is only based on a comparison of 5 systems.

## Textual QA

CZ: cs	chrF	ROUGE	BLEURT	LLaMA	M-P
Correct	.716	.656	.682	.893	.795
+ true	.707	.649	.671	.879	.793
+ relevant	.705	.647	.658	.859	.793
+ coherent	.664	.629	.622	.801	.756

SK: sk	chrF	ROUGE	BLEURT	LLaMA	M-P
Correct	.649	.575	.562	.867	.827
+ true	.645	.578	.564	.854	.820
+ relevant	.621	.554	.542	.832	.803
+ coherent	.591	.543	.530	.797	.789

UA: uk	chrF	ROUGE	BLEURT	LLaMA	M-P
Correct	.625	.147	.577	.884	.788
+ true	.617	.145	.565	.877	.791
+ relevant	.616	.144	.557	.856	.780
+ coherent	.601	.138	.544	.815	.751

CZ: en	chrF	ROUGE	BLEURT	LLaMA	M-P
Correct	.571	.534	.554	.714	.641
+ true	.558	.528	.535	.690	.639
+ relevant	.527	.506	.506	.646	.608
+ coherent	.514	.495	.494	.628	.594

SK: en	chrF	ROUGE	BLEURT	LLaMA	M-P
Correct	.515	.520	.489	.712	.637
+ true	.509	.517	.480	.695	.625
+ relevant	.475	.489	.461	.659	.600
+ coherent	.465	.482	.454	.647	.595

UA: en	chrF	ROUGE	BLEURT	LLaMA	M-P
Correct	.485	.430	.450	.671	.556
+ true	.475	.417	.442	.652	.552
+ relevant	.460	.401	.422	.606	.512
+ coherent	.454	.400	.419	.599	.506

## Visual QA

CZ: cs	chrF	ROUGE	BLEURT	LLaMA	M-P
Correct	.374	.334	.363	.807	.638
+ true	.376	.335	.359	.795	.631
+ relevant	.404	.359	.390	.799	.672
+ coherent	.365	.378	.349	.679	.602

SK: sk	chrF	ROUGE	BLEURT	LLaMA	M-P
Correct	.492	.456	.480	.802	.606
+ true	.492	.456	.480	.802	.606
+ relevant	.488	.449	.478	.808	.610
+ coherent	.435	.462	.466	.721	.536

UA: uk	chrF	ROUGE	BLEURT	LLaMA	M-P
Correct	.399	.223	.487	.805	.666
+ true	.399	.223	.487	.805	.666
+ relevant	.399	.223	.487	.805	.666
+ coherent	.463	.205	.509	.752	.644

CZ: en	chrF	ROUGE	BLEURT	LLaMA	M-P
Correct	.392	.397	.405	.760	.711
+ true	.389	.396	.402	.754	.700
+ relevant	.381	.383	.399	.693	.763
+ coherent	.322	.331	.331	.608	.718

SK: en	chrF	ROUGE	BLEURT	LLaMA	M-P
Correct	.410	.428	.486	.856	.786
+ true	.410	.428	.486	.856	.786
+ relevant	.405	.423	.482	.864	.793
+ coherent	.379	.453	.420	.730	.691

UA: en	chrF	ROUGE	BLEURT	LLaMA	M-P
Correct	.384	.381	.479	.810	.784
+ true	.384	.381	.477	.813	.787
+ relevant	.384	.381	.477	.813	.787
+ coherent	.448	.426	.463	.767	.730

Table 18: Answer-level point biserial correlation of automatic metrics and human judgment split over countries and languages. Note that each of the tables is only based on a comparison of 5 systems.