

Listening to the Unspoken: Exploring “365” Aspects of Multimodal Interview Performance Assessment

Jia Li*

jiali@hfut.edu.cn
Hefei University of Technology
Hefei, China

Yang Wang*

2020171128@mail.hfut.edu.cn
Hefei University of Technology
Hefei, China

Wenhao Qian

venh233.qian@gmail.com
Hefei University of Technology
Hefei, China

Jialong Hu

jialonghu2024@163.com
Hefei University of Technology
Hefei, China

Zhenzhen Hu[†]

huzhen.ice@gmail.com
Hefei University of Technology
Hefei, China

Richang Hong

hongrc.hfut@gmail.com
Hefei University of Technology
Hefei, China

Meng Wang

eric.mengwang@gmail.com
Hefei University of Technology
Hefei, China

Abstract

Interview performance assessment is essential for determining candidates’ suitability for professional positions. To ensure holistic and fair evaluations, we propose a novel and comprehensive framework that explores “365” aspects of interview performance by integrating *three* modalities (video, audio, and text), *six* responses per candidate, and *five* key evaluation dimensions. The framework employs modality-specific feature extractors to encode heterogeneous data streams and subsequently fused via a Shared Compression Multi-layer Perceptron. This module compresses multimodal embeddings into a unified latent space, facilitating efficient feature interaction. To enhance prediction robustness, we incorporate a two-level ensemble learning strategy: (1) independent regression heads predict scores for each response, and (2) predictions are aggregated across responses using a mean-pooling mechanism to produce final scores for the five target dimensions. By listening to the unspoken, our approach captures both explicit and implicit cues from multimodal data, enabling comprehensive and unbiased assessments. Achieving a multi-dimensional average MSE of 0.1824, our framework secured first place in the AVI Challenge 2025, demonstrating its effectiveness and robustness in advancing automated and multimodal interview performance assessment. The full implementation is available at <https://github.com/MSA-LMC/365Aspects>.

CCS Concepts

• **Human-centered computing** → **Empirical studies in HCI**.

*Both authors contributed equally to this research.

[†]Corresponding author.

Permission to make digital or hard copies of all or part of this work for personal or classroom use is granted without fee provided that copies are not made or distributed for profit or commercial advantage and that copies bear this notice and the full citation on the first page. Copyrights for components of this work owned by others than the author(s) must be honored. Abstracting with credit is permitted. To copy otherwise, or republish, to post on servers or to redistribute to lists, requires prior specific permission and/or a fee. Request permissions from permissions@acm.org.
Conference acronym 'XX, Woodstock, NY

© 2018 Copyright held by the owner/author(s). Publication rights licensed to ACM.
ACM ISBN 978-1-4503-XXXX-X/2018/06
<https://doi.org/XXXXXXX.XXXXXXX>

Keywords

Interview Performance Assessment, Multi-Input-Multi-Label Regression Task, Multimodal Fusion, Ensemble Learning

ACM Reference Format:

Jia Li, Yang Wang, Wenhao Qian, Jialong Hu, Zhenzhen Hu, Richang Hong, and Meng Wang. 2018. Listening to the Unspoken: Exploring “365” Aspects of Multimodal Interview Performance Assessment. In *Proceedings of Make sure to enter the correct conference title from your rights confirmation email (Conference acronym 'XX)*. ACM, New York, NY, USA, 8 pages. <https://doi.org/XXXXXXX.XXXXXXX>

1 Introduction

Interview performance assessment plays a critical role in evaluating candidates’ suitability for various professional roles and opportunities [33]. It is not only related to the rationality of an organization’s talent strategic layout but also directly affects the scientific nature of recruitment decisions and the pertinence of candidates’ ability improvement. With the in-depth penetration of artificial intelligence technology, automated interview performance evaluation has become an important challenge and opportunity in the fields of affective computing and intelligent decision-making [13, 16, 17, 19, 48].

To delve deeper into this field, the AVI Challenge 2025 has established a multimodal interview performance evaluation track. As shown in Figure 1, participants are tasked with predicting quantitative scores for five evaluation dimensions—namely integrity, cooperation, social versatility, development orientation, and overall employability—based on candidates’ multimodal behavioral data (such as facial expressions, speech intonation, and linguistic content). The score range is set from 1 to 5. Participants are encouraged to explore multimodal data fusion strategies and model optimization methods, and the mean squared error (MSE) is used to evaluate the accuracy of their predictions [18].

Existing multimodal interview performance evaluation methods typically rely on extracting features from data of various modalities [7, 11, 14], and then processing these features using Convolutional Neural Networks (CNN) [21], Long Short-Term Memory networks (LSTM) [15], or Transformer models [41]. Most of these methods fail

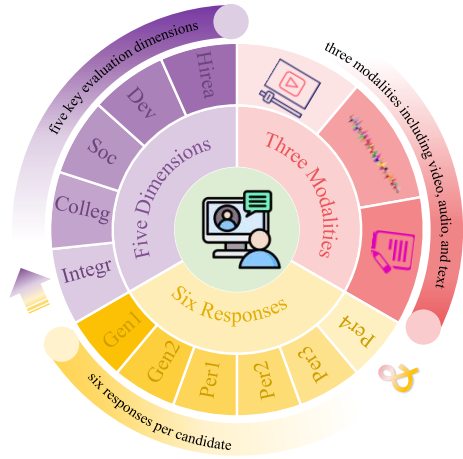


Figure 1: A conceptual visualization of AVI Challenge 2025 track 2: the interview performance assessment track. This track aims to holistically explore interview performance through three modalities, six responses, and five evaluation dimensions.

to fully explore the deep correlations between multimodal features, with the feature fusion step being relatively simplistic. Moreover, in the model output stage, they often rely solely on a single regression head for prediction, ignoring the integrated value of multi-response information, which makes it difficult to ensure the robustness of the prediction results.

To address the above challenge, this paper proposes a framework for exploring “365” aspects of multimodal interview performance evaluation. This framework realizes the fusion and compression of multimodal features through a shared compression multi-layer perceptron, and enhances the robustness of prediction by integrating the outputs of multiple regression heads with the help of ensemble learning. Specifically, the framework first processes six responses of three modalities in parallel for each sample—video frames, audio waveforms, and their transcribed texts—and uses modality-specific models to extract corresponding features respectively. Subsequently, a shared compressed multi-layer perceptron is applied to fuse and compress the multimodal embeddings. Finally, the outputs of multiple regression heads are combined through ensemble learning, and the prediction results of all six responses are aggregated to further improve the robustness of the model.

To verify the effectiveness of the proposed method, this paper conducts comparative experiments on the interview performance assessment dataset provided by AVI Challenge 2025. The results demonstrate that the framework achieved first place by significantly outperforming all existing participant models and baseline models in terms of the Mean Squared Error (MSE) metric, highlighting its clear superiority.

The remaining parts of this paper are organized as follows: Section 2 reviews relevant research in the fields of multi-label regression, multimodal fusion, and ensemble learning; Section 3 elaborates on the network structure and implementation details of the

proposed framework; Section 4 introduces the experimental setup, comparative results, and analysis of ablation experiments; Section 5 summarizes the research work and prospects future directions.

2 Related Works

Multi-Input-Multi-Label Regression Task. From the perspective of the nature of machine learning tasks, the multimodal interview performance evaluation task is a typical Multi-Input-Multi-Label Regression Task. Building models capable of simultaneously processing multiple types of input data and predicting multiple related continuous labels is a key challenge in the field of machine learning for addressing complex real-world problems. This task requires learning latent patterns from heterogeneous input sources and performing accurate regression on multiple interrelated target variables. Some studies [1, 3, 9, 20, 23] have explored the basic frameworks of multi-input multi-label learning in fields such as natural language processing and machine learning. In addition, research in areas like bioinformatics [24, 45], and medical diagnosis [6, 37] has also carried out practices targeting multi-input multi-label regression problems in specific scenarios. In recent years, researchers have gradually focused on improving the model’s ability to capture input correlations and label dependencies. Lu et al. [26] designed a Transformer-based cross-modal attention architecture, which fuses image and text features through bidirectional attention, achieving significant progress in multi-label regression tasks; similarly, Steinberg et al. [38] modeled the semantic relationships between labels by introducing ontologies to assist multi-label regression models in capturing label correlations, effectively improving the consistency of multi-target predictions. However, these methods often fail to fully explore the dynamic interaction mechanisms between input data and inadequately model the complex nonlinear relationships between labels, resulting in limited regression accuracy in scenarios with high-dimensional inputs and strongly correlated labels. In contrast, our research focuses on heterogeneous input and multi-label collaborative optimization, demonstrating superior generalization performance and prediction accuracy on multiple standard multi-input multi-label regression datasets.

Multimodal Fusion. To improve the efficiency of multi-input multi-label regression models in utilizing heterogeneous data and the accuracy of multi-target prediction, it is crucial to adopt multimodal fusion technologies to explore the deep correlations between different input sources [29, 36, 39, 43]. A variety of methods have been proposed for fusing multimodal input features. Generally, attention mechanism-based fusion methods [4, 12, 22, 42] and graph structure-based fusion methods [5, 27, 49] are widely applied. In addition to these common methods, there are more complex fusion techniques. Cross-modal embedding alignment [34] aligns features extracted from images, texts, and graphs through customized loss functions, thereby achieving seamless integration and utilization of complementary information; hierarchical fusion networks [25] involve early, middle, or late multimodal features with specific fusion, as well as inter-module fusion levels, taking into account both modality-specificity and cross-modal commonality. Inspired by previous work [32], our strategy first groups and encodes features according to input modality types during the fusion process, and

then realizes more efficient multimodal fusion through shared feature projection, achieving better results in multi-input multi-label regression tasks.

Ensemble Learning. Research on multi-input multi-label regression tasks is closely related to studies in the field of ensemble learning [8, 10, 31], such as Bagging-based heterogeneous model fusion [44], stacked ensemble frameworks [2, 46], and dynamic ensemble frameworks [50]. Ensemble learning improves overall performance by combining the prediction results of multiple models, which aligns with the need in multi-input multi-label regression to integrate heterogeneous input information for optimizing multi-label predictions. Considering that ensemble learning has developed mature strategies in handling complex data distributions and reducing model bias, we believe these methods can provide strong support for multi-input multi-label regression tasks, especially when addressing the risk of overfitting caused by high-dimensional heterogeneous inputs. However, when there are significant differences between input modalities, how to design an adaptive ensemble strategy to balance the contributions of each modality remains a challenge to be overcome.

3 Method

In this section, we introduce our novel approach for interview performance assessment. The framework is illustrated in Fig. 2. Our proposed approach addresses two critical challenges: 1). The alignment and fusion of heterogeneous, high-dimensional features from modality-specific pre-trained models, and 2). The effective incorporation of multiple candidate responses to ensure a comprehensive evaluation. For a clear exposition, we first explain how we utilize encoders to extract multimodal features from response videos, including visual, audio, and text modalities corresponding to video frames, extracted audio, and transcribed text. Then we introduce the proposed simple and effective approach for feature alignment and fusion, named Multimodal Shared Compression Multilayer Perceptron. Finally, we present the ensemble learning strategy, which is leveraged to obtain a more comprehensive view and enhance the model’s generalization ability.

3.1 Feature Extraction

First, for visual part of videos, we leverage SigLIP2[40], which enhances multilingual vision-language representation learning through self-supervised objectives and captioning, providing stronger semantic alignment. However, while SigLIP2 excels at capturing semantic cues in appearance and body language, it operates solely on image inputs. To adapt it for videos, we apply max-pooling across all image features from sampled frames to obtain the global video feature, which can be formulated as:

$$f_V^{(i)} = \max_{j \in [1, N_v]} v_j^{(i)}, \text{ for } i = 1, 2, \dots, d_V \quad (1)$$

Here, f_V is the global video feature and v_j represents the extracted SigLip2 feature of j -th frame, with a total of N_v . d_V is the shared dimension of f_V and v_j .

For the audio track in the video, we transcribe it into a spectrogram and also convert it to text using Automatic Speech Recognition (ASR)[47]. For spectrograms, we leverage Emotion2Vec[28],

a self-supervised model that captures universal emotion features and generalizes well across emotion-related tasks. It also leverages the max-pooling across all patches features of the spectrogram to obtain the global audio feature, as:

$$f_A^{(i)} = \max_{j \in [1, N_p]} p_j^{(i)}, \text{ for } i = 1, 2, \dots, d_A \quad (2)$$

where f_A is the global audio feature and p_j denotes the extracted Emotion2Vec feature of j -th patch, with a total of N_p .

For speech texts, we leverage the SFR-Mistral-Embedding[30], an LLM-based embedding model fine-tuned via multi-task contrastive learning with hard-negative mining to generate robust semantic embeddings for transcribed speech text feature extraction. It uses the feature of the last token from the final hidden state of the LLM as the global text feature:

$$f_T = H_{-1}^{(L)} \quad (3)$$

where L is the number of layers of SFR-Mistral-Embedding and $H_{-1}^{(L)}$ represents the feature of the last token from the final hidden state.

3.2 Multimodal Shared Compression Multilayer Perceptron

The classic Multilayer Perceptron (MLP) [35] consists of two linear layers with an activation function in between, as demonstrated in Fig 3 (a). MLP can be viewed from an attention-like perspective: the first linear layer acts as a learnable transformation, where the input embedding is fed into it along with an activation function such as GeLU to produce a set of scores. The second linear layer can be seen as a set of learnable basis vectors. A matrix multiplication between the scores and the second linear layer is essentially a weighted sum over these basis vectors, with the scores serving as weights. In the above process, the input embedding is analogous to the query in attention, the first linear layer corresponds to the key, the activation function plays a role similar to softmax in generating scores, and the second linear layer to be weighted and summed is analogous to the value. Due to the nature of the activation function, many of the scores will be close to zero, while others reflect the degree of activation. The near-zero scores indicate that the corresponding basis vectors are not activated. And the remaining vectors collectively represent a new embedding. Therefore, it is natural to consider a multimodal fusion approach where the learnable basis vectors of “values” layer is used to model the shared representation across the three modalities. The extracted features of all modalities are grounded to a shared manifold space, thus enabling the cross-modal interaction. Further, since the output embedding shares the same dimensionality as these basis vectors, their dimensionality can be set to a lower value, effectively compressing the combined feature space of the three modalities. As shown in Fig 3 (b), We refer to this approach as the Multimodal Shared Compression Multilayer Perceptron (MSCMLP).

Specifically, each modality first passes through its own dedicated “Keys” linear layer followed by an activation function to obtain activation scores, which can be formulated as:

$$a^A = \text{GeLU}(f_A \cdot w_A + b_A) \quad (4)$$

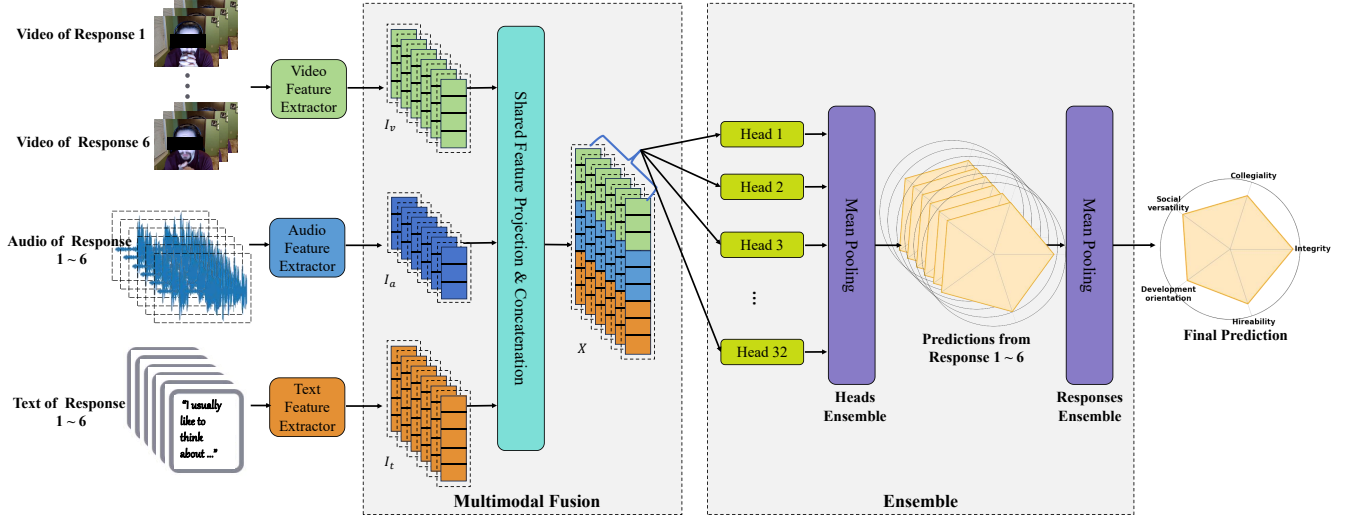


Figure 2: The proposed framework is illustrated as follows: For each sample, six responses are processed in parallel across three modalities—video frames, audio waveforms, and transcribed text. Modality-specific features are then extracted and passed through a Shared Compression Multilayer Perceptron (MLP) to fuse and compress the multimodal embeddings. Finally, ensemble learning integrates the outputs of multiple regression heads and aggregates predictions from all six responses, enhancing robustness and accuracy.

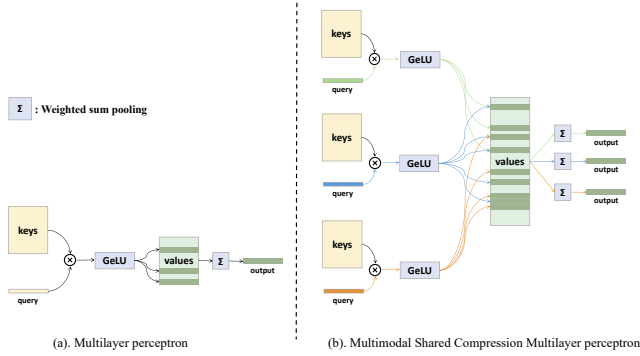


Figure 3: Comparison of Multilayer perceptron (a) and Our Shared Compression Multilayer perceptron (b)

$$a^V = \text{GeLU}(f_V \cdot w_V + b_V) \quad (5)$$

$$a^T = \text{GeLU}(f_T \cdot w_T + b_T) \quad (6)$$

where a^A , a^V and a^T are the activation scores of the audio, video, and text modalities respectively, additionally, w_A , w_V and w_T are the main parameters, and b_A , b_V and b_T are the biases of the three linear layers corresponding to the different modalities.

Given the activation scores, the MSCMLP-based features of audio f'_A , video f'_V , and text f'_T are weighted sum of basis vectors of “Values” linear layer:

$$f'_A = \sum_i^C a_i^A \cdot c_i \quad (7)$$

$$f'_V = \sum_i^C a_i^V \cdot c_i \quad (8)$$

$$f'_T = \sum_i^C a_i^T \cdot c_i \quad (9)$$

where c_i is the i -th basis vector, with the total of C .

The final output of MSCMLP is the concatenation of the three MSCMLP-based features:

$$x = \text{concat}(f'_A, f'_V, f'_T) \quad (10)$$

3.3 Ensemble Learning

For responses to multiple interview questions, we adopt a late fusion strategy. Specifically, we independently and in parallel forward the interviewee’s responses to six different questions to obtain six separate predictions across five job-related dimensions, which we then combine using mean pooling. To enhance the model’s generalization ability, we employ ensemble learning, utilizing a prediction layer that consists of 32 independently and parallelly operating Feedforward Neural Network (FFN) [35] regression heads. As shown in Fig 2, we first average the predictions from the 32 heads for each response to obtain a single prediction per response. Then, we average the predictions from all responses to obtain the final prediction. It can be formulated as:

$$y = \frac{1}{R} \frac{1}{H} \sum_k^R \sum_i^H \text{Head}_i(x_{(k)}) \quad (11)$$

Here, $x_{(k)}$ is the MSCMLP-based feature of k -th response, with the total number of R ; and $Head_i$ is denoted as the regression head, with the total number of H .

The learning objective is to utilize the MSE loss, described as follows:

$$\mathcal{L}_{MSE} = \frac{1}{n} \sum_i^n (y_i - \hat{y}_i)^2 \quad (12)$$

where n is the number of the samples and \hat{y}_i is the label.

4 Experiment

4.1 Dataset

The Interview Performance Assessment Track (AVI2025-track2) of the Asynchronous Video Interview Challenge aims to assess subjects' work-related abilities and interview performance based on the multimodal information from their responses to all interview questions. The AVI Challenge 2025 uses an interview dataset designed based on the Trait Activation Theory (TAT). As shown in Figure 1, each subject must answer 6 interview questions separately, during which the platform developed for AVI will record the videos of the subjects' responses, including continuous image, voice and text data. The labels consist of five dimensions: Integrity, Collegiality, Social versatility, Development orientation, and Overall hireability, which are obtained by combining the mean scores of five raters.

The dataset of the AVI Challenge 2025 includes a total of 644 subjects, with ages ranging from 20 to 60 years old. The dataset is divided into a training set, a validation set, and a test set based on the subjects. The training set consists of videos of 450 subjects, while the validation set and the test set contain videos of 64 subjects and 130 subjects respectively. In addition, when splitting the dataset, the distributions of the subjects' gender, age, and work experience were also taken into account. Joint sampling was adopted to ensure that these three sets maintain similar distributions of these demographic and experiential variables.

4.2 Experimental Setup

Based on the videos provided in the dataset, there are a total of 3,864 videos. As shown in Figure 2, the input videos are processed in three steps respectively. First, the feature extraction module is used to extract visual features from the input videos using the SigLIP2 multilingual vision-language model, with the dimension of visual features being 1152. Second, the audio in the videos is extracted, and the audio features in the videos are extracted using the emotion2vec-plus-seed speech emotion representation model, with the dimension of audio features being 768. Finally, the transcribed text in the videos is first extracted, and then the text features in the videos are extracted using the SFR-Embedding-Mistral text embedding model, with the dimension of text features being 4096. In addition, all features are mapped to 768 dimensions during multimodal fusion.

As shown in Figure 2, the number of MLP layers in the Ensemble is set to 32. To reduce overfitting and improve the generalization ability of the model, the dropout rates of both the feature adapter and the regression output layer are set to 0.2. To reduce the loss of key text information and balance regularization, the dropout rate of the pure text processing module is set to 0.1, and that of the

temporal control module is set to 0.3. For model optimization, we use the Adam optimizer with a learning rate of $1e-4$ and a batch size of 64. All experiments are conducted on the NVIDIA RTX 4090 Ti GPU using the PyTorch framework. To evaluate these five dimensions, we use the mean squared error (MSE) loss to reflect the model's performance in each dimension.

4.3 Ablation Study

In this section, experiments are conducted on the system modules to investigate the impact of K-fold cross-validation, the number of MLPs, and feature extractors using different pooling methods on model performance.

Ablation on K-fold Cross-validation. We introduced a cross-validation strategy into the system model to avoid random bias caused by a single data split, thereby providing a more reliable evaluation of model performance. Therefore, K-fold cross-validation is specifically used to improve the reliability of the model's generalization ability in small-data scenarios. As shown in Table 1, the data indicates that the introduction of K-fold cross-validation has improved the performance on the validation set by 0.0377 and on the test set by 0.009598, further confirming the effectiveness of K-fold cross-validation.

Ablation on the Number of MLPs. We introduced MLPs into the ensemble module, and the number of Multi-Layer Perceptrons (MLPs) directly affects the model's performance and generalization ability. We have explored the impact of different numbers of MLPs on the model. As shown in Figure 4, regarding the validation set MSE of the system model, we found that the optimal number of MLPs in the model is 32 by default. Too few MLP modules make it difficult to capture the complex correlations in multimodal data, while too many MLP modules lead to overfitting. Therefore, the number of MLP modules greater than or less than 32 will result in a decline in model performance.

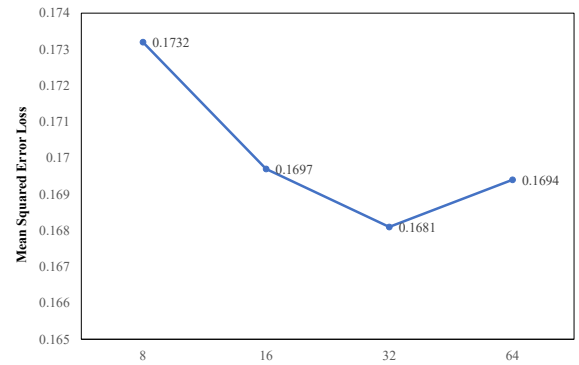


Figure 4: Ablation on the number of MLPs

Ablation on Pooling Methods for Different Modalities. We tested video, audio, and text pooling combinations (Table 2) to assess their impact on model performance. Video (SigLIP2) with Mean pooling and audio (emotion2vec-plus-seed) with Max pooling yielded a validation MSE of 0.1673, significantly outperforming the Mean-Mean pair (0.1703) and validating its merit for validation. Notably, video Max pooling paired with audio Mean pooling

Table 1: Ablation on K-fold cross-validation on the dataset.

Video	Audio	Text	K-fold	Val MSE	Test MSE
SigLIP2(Mean pooling)	emotion2vec-plus-seed(Mean pooling)	SFR-Embedding-Mistral	×	0.208	0.193083
SigLIP2(Mean pooling)	emotion2vec-plus-seed(Mean pooling)	SFR-Embedding-Mistral	✓	0.1703	0.184688

Table 2: Ablation on pooling methods for different modalities.

Video	Audio	Text	Val MSE	Test MSE
SigLIP2(Mean pooling)	emotion2vec-plus-seed(Mean pooling)	SFR-Embedding-Mistral	0.1703	0.184688
SigLIP2(Mean pooling)	emotion2vec-plus-seed(Max pooling)	SFR-Embedding-Mistral	0.1673	0.188469
SigLIP2(Max pooling)	emotion2vec-plus-seed(Mean pooling)	SFR-Embedding-Mistral	0.1703	0.183485
SigLIP2(Max pooling)	emotion2vec-plus-seed(Max pooling)	SFR-Embedding-Mistral	0.1681	0.1824

Table 3: The final mean squared error loss on the test dataset.

Team Name	MSE Loss
HFUT-VisionXL	0.18240
CAS-MAIS	0.18510
ABC-Lab	0.19394
The innovators	0.20749
HSEmotion	0.22150
USTC-IAT-United	0.24828
DERS	0.25540

achieved a test MSE of 0.183485, outperforming the video Mean-audio Max combination (0.188469) and highlighting its test-phase strength. For Max pooling on both modalities, Val MSE was 0.1681 (slightly below the video Mean-audio Max pair) and Test MSE 0.1824 (better), underscoring pooling methods' complementarity across stages. These results emphasize the need for modality-specific pooling and show cross-modal optimization reduces prediction errors, enhancing overall performance.

4.4 Presentation of Final Results

Finally, our model framework, adjusted to the optimal settings, was applied to the test set of the dataset and compared with other participating models. As shown in Table 3, our model achieved state-of-the-art results on the test set, with an MSE of 0.1824.

In addition, regarding the predicted values for five different dimensions—Integrity (Integr), Collegiality (Colleg), Social Versatility (Soc), Development Orientation (Dev), and Overall Hireability (Hirea)—as shown in Table 4, the comparison results with the AVI2025 baseline model on the validation set indicate that our model significantly outperforms the baseline model in four dimensions: Collectiveness (0.1619 vs 0.2638), Social Diversity (0.1567 vs 0.2379), Development Orientation (0.1403 vs 0.1996), and Overall Employability (0.1606 vs 0.2664). It is only slightly inferior to the baseline model in the Integrity dimension (0.1678 vs 0.1456). Overall, our model has more advantages in the core dimensions for evaluating interview performance and can more effectively assist in the overall judgment of candidates' employment suitability.

Table 4: Evaluation results of each dimension on the validation set.

Model	Integr	Colleg	Soc	Dev	Hirea
HFUT- VisionXL	0.1678	0.1619	0.1567	0.1403	0.1606
AVI2025 baseline	0.1456	0.2638	0.2379	0.1996	0.2664

5 Conclusion

This paper proposes an innovative framework for multimodal interview performance evaluation, which specifically utilizes a shared compressed multi-layer perceptron and ensemble learning to predict multiple evaluation scores of candidates. The shared compressed multi-layer perceptron adopted in this study effectively fuses and compresses multimodal features, laying a solid foundation for subsequent predictions. In addition, the introduced ensemble learning significantly enhances the robustness of predictions by integrating the outputs of multiple regression heads. By combining the shared compressed multi-layer perceptron with ensemble learning, our method achieves a mean squared error (MSE) on the AVI2025 Interview Performance Assessment Dataset that is significantly superior to all existing competitor models and baseline models. We believe this framework will provide an effective solution for multimodal interview performance evaluation and have a positive impact on the field of automated interview assessment. In the future, we will explore more efficient methods for modeling modal interactions to further improve the prediction accuracy of multi-dimensional evaluation scores.

Acknowledgments

This work was supported by the NSFC No. 62172138 and No. 62202139. This work was also partially supported by the Fundamental Research Funds for the Central Universities NO. JZ2024HGTG0310 and No. JZ2025HGTB0226

References

- [1] Yunus Abdi, Ömer Küllü, Mehmet Kılıncım Keleş, and Berk Gökberk. 2023. CPW-DICE: a novel center and pixel-based weighting for damage segmentation. *Connection Science* 35, 1 (2023), 2259115.
- [2] Bagus Tris Atmaja and Akira Sasou. 2023. Ensembling multilingual pre-trained models for predicting multi-label regression emotion share from speech. In *2023 Asia Pacific Signal and Information Processing Association Annual Summit and Conference (APSIPA ASC)*. IEEE, 1026–1029.
- [3] Caesar Balona. 2024. ActuaryGPT: Applications of large language models to insurance and actuarial work. *British Actuarial Journal* 29 (2024), e15.
- [4] Jianghui Cai, Min Zhang, Haifeng Yang, Yanting He, Yuqing Yang, Chenhui Shi, Xujun Zhao, and Yaling Xun. 2024. A novel graph-attention based multimodal fusion network for joint classification of hyperspectral image and LiDAR data. *Expert Systems with Applications* 249 (2024), 123587.
- [5] Jinzhou Cao, Xiangxu Wang, Guanzhou Chen, Wei Tu, Xiaole Shen, Tianhong Zhao, Jiashi Chen, and Qingquan Li. 2025. Disentangling the hourly dynamics of mixed urban function: A multimodal fusion perspective using dynamic graphs. *Information Fusion* 117 (2025), 102832.
- [6] Meixu Chen, Kai Wang, and Jing Wang. 2024. Advancing Head and Neck Cancer Survival Prediction via Multi-Label Learning and Deep Model Interpretation. *ArXiv* (2024), arXiv–2405.
- [7] Jacob Devlin, Ming-Wei Chang, Kenton Lee, and Kristina Toutanova. 2019. Bert: Pre-training of deep bidirectional transformers for language understanding. In *Proceedings of the 2019 conference of the North American chapter of the association for computational linguistics: human language technologies, volume 1 (long and short papers)*. 4171–4186.
- [8] Thomas G Dietterich et al. 2002. Ensemble learning. *The handbook of brain theory and neural networks* 2, 1 (2002), 110–125.
- [9] Anuj Dimri, Arindam Paul, Deeptha Girish, Peng Lee, Sardar Afra, and Andrew Jakubowski. 2022. A multi-input multi-label claims channeling system using insurance-based language models. *Expert Systems with Applications* 202 (2022), 117166.
- [10] Xibin Dong, Zhiwen Yu, Wenming Cao, Yifan Shi, and Qianli Ma. 2020. A survey on ensemble learning. *Frontiers of Computer Science* 14, 2 (2020), 241–258.
- [11] Florian Eyben, Martin Wöllmer, and Björn Schuller. 2010. Opensmile: the munich versatile and fast open-source audio feature extractor. In *Proceedings of the 18th ACM international conference on Multimedia*. 1459–1462.
- [12] Chenquan Gan, Xiang Fu, Qingdong Feng, Qingyi Zhu, Yang Cao, and Ye Zhu. 2024. A multimodal fusion network with attention mechanisms for visual–textual sentiment analysis. *Expert Systems with Applications* 242 (2024), 122731.
- [13] Sina Ghassemi, Tianyi Zhang, Ward van Breda, Antonis Koutsoumpis, Janneke K Oostrom, Djurre Holtrop, and Reinout E de Vries. 2023. Unsupervised multimodal learning for dependency-free personality recognition. *IEEE transactions on affective computing* 15, 3 (2023), 1053–1066.
- [14] Jelena Gorbova, Iiris Lusi, Andre Litvin, and Gholamreza Anbarjafari. 2017. Automated screening of job candidate based on multimodal video processing. In *Proceedings of the IEEE conference on computer vision and pattern recognition workshops*. 29–35.
- [15] Sepp Hochreiter and Jürgen Schmidhuber. 1997. Long short-term memory. *Neural computation* 9, 8 (1997), 1735–1780.
- [16] Aaditya Jadhav, Rushikesh Ghodake, Karthik Muralidharan, and G Tarun Varma. 2023. AI based multimodal emotion and behavior analysis of interviewee. (2023).
- [17] Kenan Kassab and Alexey Kashevnik. 2024. Personality Traits Estimation Based on Job Interview Video Analysis: Importance of Human Nonverbal Cues Detection. *Big Data and Cognitive Computing* 8, 12 (2024), 173.
- [18] Onur Köksöy. 2006. Multiresponse robust design: Mean square error (MSE) criterion. *Appl. Math. Comput.* 175, 2 (2006), 1716–1729.
- [19] Antonis Koutsoumpis, Sina Ghassemi, Janneke K Oostrom, Djurre Holtrop, Ward van Breda, Tianyi Zhang, and Reinout E de Vries. 2024. Beyond traditional interviews: Psychometric analysis of asynchronous video interviews for personality and interview performance evaluation using machine learning. *Computers in Human Behavior* 154 (2024), 108128.
- [20] Vivien Kraus, Khalid Benabdeslem, and Bruno Canitia. 2020. Laplacian-based semi-supervised multi-label regression. In *2020 International Joint Conference on Neural Networks (IJCNN)*. IEEE, 1–8.
- [21] Yann LeCun, Léon Bottou, Yoshua Bengio, and Patrick Haffner. 2002. Gradient-based learning applied to document recognition. *Proc. IEEE* 86, 11 (2002), 2278–2324.
- [22] Peishan Li, Weixiao Zhan, Lutao Gao, Shuran Wang, and Linnan Yang. 2025. Multimodal Recommendation System Based on Cross Self-Attention Fusion. *Systems* 13, 1 (2025), 57.
- [23] Paloma Helena Lira Fontes. 2024. Machine Learning alternative to sparseness: a Radon transform application for multiple and ground roll attenuation. (2024).
- [24] Jing Liu, Xinghua Tang, Shuanglong Cui, and Xiao Guan. 2022. Predicting the function of rice proteins through Multi-instance Multi-label Learning based on multiple features fusion. *Briefings in Bioinformatics* 23, 3 (2022), bbac095.
- [25] Kaifang Long, Guoyang Xie, Lianbo Ma, Jiaqi Liu, and Zhichao Lu. 2025. Revisiting multimodal fusion for 3D anomaly detection from an architectural perspective. In *Proceedings of the AAAI Conference on Artificial Intelligence*, Vol. 39. 12273–12281.
- [26] Jiasen Lu, Dhruv Batra, Devi Parikh, and Stefan Lee. 2019. Vilbert: Pretraining task-agnostic visiolinguistic representations for vision-and-language tasks. *Advances in neural information processing systems* 32 (2019).
- [27] Nannan Lu, Zhiyuan Han, Min Han, and Jiansheng Qian. 2024. Bi-stream graph learning based multimodal fusion for emotion recognition in conversation. *Information Fusion* 106 (2024), 102272.
- [28] Ziyang Ma, Zhisheng Zheng, Jiaxin Ye, Jinchao Li, Zhifu Gao, Shiliang Zhang, and Xie Chen. 2023. emotion2vec: Self-supervised pre-training for speech emotion representation. *arXiv preprint arXiv:2312.15185* (2023).
- [29] Sijie Mai, Haifeng Hu, and Songlong Xing. 2020. Modality to modality translation: An adversarial representation learning and graph fusion network for multimodal fusion. In *Proceedings of the AAAI conference on artificial intelligence*, Vol. 34. 164–172.
- [30] Rui Meng, Ye Liu, Shafiq Rayhan Joty, Caiming Xiong, Yingbo Zhou, and Semih Yavuz. 2024. Sfrembedding-mistral: enhance text retrieval with transfer learning. *Salesforce AI Research Blog* 3 (2024), 6.
- [31] Ibomoye Domor Mienye and Yanxia Sun. 2022. A survey of ensemble learning: Concepts, algorithms, applications, and prospects. *Ieee Access* 10 (2022), 99129–99149.
- [32] José Morano, Guilherme Aresta, Christoph Grechenig, Ursula Schmidt-Erfurth, and Hrvoje Bogunović. 2024. Deep multimodal fusion of data with heterogeneous dimensionality via projective networks. *IEEE Journal of Biomedical and Health Informatics* 28, 4 (2024), 2235–2246.
- [33] Laurent Son Nguyen, Alvaro Marcos-Ramiro, Martha Marrón Romera, and Daniel Gatica-Perez. 2013. Multimodal analysis of body communication cues in employment interviews. In *Proceedings of the 15th ACM on International conference on multimodal interaction*. 437–444.
- [34] Abhishek Rajora, Shubham Gupta, and Suman Kundu. 2025. Cross-Aligned Fusion For Multimodal Understanding. In *2025 IEEE/CVF Winter Conference on Applications of Computer Vision (WACV)*. IEEE, 5730–5740.
- [35] David E Rumelhart, Geoffrey E Hinton, and Ronald J Williams. 1986. Learning representations by back-propagating errors. *nature* 323, 6088 (1986), 533–536.
- [36] Gaurav Sahu and Olga Vechtomova. 2019. Dynamic fusion for multimodal data. *arXiv preprint arXiv:1911.03821* (2019).
- [37] Junyuan Shang, Shenda Hong, Yuxi Zhou, Meng Wu, and Hongyan Li. 2018. Knowledge guided multi-instance multi-label learning via neural networks in medicines prediction. In *Asian Conference on Machine Learning*. PMLR, 831–846.
- [38] Ethan Steinberg and Peter J Liu. 2019. Using ontologies to improve performance in massively multi-label prediction models. *arXiv preprint arXiv:1905.12126* (2019).
- [39] Jiajia Tang, Kang Li, Xuanyu Jin, Andrzej Cichocki, Qibin Zhao, and Wanzeng Kong. 2021. CTFN: Hierarchical learning for multimodal sentiment analysis using coupled-translation fusion network. In *Proceedings of the 59th annual meeting of the association for computational linguistics and the 11th international joint conference on Natural Language Processing (volume 1: Long papers)*. 5301–5311.
- [40] Michael Tschannen, Alexey Gritsenko, Xiao Wang, Muhammad Ferjad Naem, Ibrahim Alabdulmohsin, Nikhil Parthasarathy, Talfan Evans, Lucas Beyer, Ye Xia, Basil Mustafa, et al. 2025. Siglip 2: Multilingual vision-language encoders with improved semantic understanding, localization, and dense features. *arXiv preprint arXiv:2502.14786* (2025).
- [41] Ashish Vaswani, Noam Shazeer, Niki Parmar, Jakob Uszkoreit, Llion Jones, Aidan N Gomez, Łukasz Kaiser, and Illia Polosukhin. 2017. Attention is all you need. *Advances in neural information processing systems* 30 (2017).
- [42] Wen-chuan Wang, Wei-can Tian, Xiao-xue Hu, Yang-hao Hong, Fu-xin Chai, and Dong-mei Xu. 2024. Dtr: Encoding and decoding monthly runoff prediction model based on deep temporal attention convolution and multimodal fusion. *Journal of Hydrology* 643 (2024), 131996.
- [43] Yikai Wang, Wenbing Huang, Fuchun Sun, Tingyang Xu, Yu Rong, and Junzhou Huang. 2020. Deep multimodal fusion by channel exchanging. *Advances in neural information processing systems* 33 (2020), 4835–4845.
- [44] Yibin Wang, Gensheng Pei, and Yusheng Cheng. 2019. Ensemble regression kernel extreme learning machines for multi-instance multi-label learning. In *International CCF Conference on Artificial Intelligence*. Springer, 226–239.
- [45] Jian-Sheng Wu, Sheng-Jun Huang, and Zhi-Hua Zhou. 2014. Genome-wide protein function prediction through multi-instance multi-label learning. *IEEE/ACM Transactions on Computational Biology and Bioinformatics* 11, 5 (2014), 891–902.
- [46] Qingyao Wu, Minghui Tan, Hengjie Song, Jian Chen, and Michael K Ng. 2016. ML-Forest: A multi-label tree ensemble method for multi-label classification. *IEEE transactions on knowledge and data engineering* 28, 10 (2016), 2665–2680.
- [47] Dong Yu and Lin Deng. 2016. *Automatic speech recognition*. Vol. 1. Springer.
- [48] Tianyi Zhang, Antonis Koutsoumpis, Janneke K Oostrom, Djurre Holtrop, Sina Ghassemi, and Reinout E De Vries. 2024. Can large language models assess personality from asynchronous video interviews? A comprehensive evaluation of validity, reliability, fairness, and rating patterns. *IEEE Transactions on Affective Computing* 15, 3 (2024), 1769–1785.

- [49] Fei Zhao, Chengcui Zhang, and Baocheng Geng. 2024. Deep multimodal data fusion. *ACM computing surveys* 56, 9 (2024), 1–36.
- [50] Xiaoyan Zhu, Jiaxuan Li, Jingtao Ren, Jiayin Wang, and Guangtao Wang. 2023. Dynamic ensemble learning for multi-label classification. *Information Sciences* 623 (2023), 94–111.