

Beyond Accuracy: How AI Metacognitive Sensitivity Improves AI-assisted Decision Making

ZhaoBin Li, Mark Steyvers

Department of Cognitive Sciences, University of California, Irvine, zhaobin.li@uci.edu, mark.steyvers@uci.edu

Authors are encouraged to submit new papers to INFORMS journals by means of a style file template, which includes the journal title. However, use of a template does not certify that the paper has been accepted for publication in the named journal. INFORMS journal templates are for the exclusive purpose of submitting to an INFORMS journal and are not intended to be a true representation of the article's final published form. Use of this template to distribute papers in print or online or to submit papers to another non-INFORM publication is prohibited.

Abstract.

In settings where human decision-making relies on AI input, both the predictive accuracy of the AI system and the reliability of its confidence estimates influence decision quality. We highlight the role of AI metacognitive sensitivity—its ability to assign confidence scores that accurately distinguish correct from incorrect predictions—and introduce a theoretical framework for assessing the joint impact of AI's predictive accuracy and metacognitive sensitivity in hybrid decision-making settings. Our analysis identifies conditions under which an AI with lower predictive accuracy but higher metacognitive sensitivity can enhance the overall accuracy of human decision making. Finally, a behavioral experiment confirms that greater AI metacognitive sensitivity improves human decision performance. Together, these findings underscore the importance of evaluating AI assistance not only by accuracy but also by metacognitive sensitivity, and of optimizing both to achieve superior decision outcomes.

Key words: Human-AI collaboration; AI-Assisted Decision-Making; Metacognitive Sensitivity, Model Accuracy, Decision Analysis

1. Introduction

Humans are increasingly relying on artificial intelligence (AI) for decision support in domains such as forecasting (Benjamin et al. 2023), clinical diagnosis, and judicial advisory services. The potential benefits of this collaboration stems from the complementary strengths and weaknesses of humans and AI. AI systems trained on large datasets can match or surpass human performance in narrow, specialized tasks, whereas humans excel at learning quickly from limited examples (Lake et al. 2011, Lee et al. 2015), adapting to novel situations (Franklin and Frank 2020, Wu et al. 2024), and juggling diverse objectives (Goertzel 2014). As a result, hybrid human-AI systems are expected to become increasingly common in everyday life.

In AI-assisted decision-making, an artificial agent provides a recommendation that a human decision-maker may accept or override (see Figure 1). The challenge in this setup is to maximize

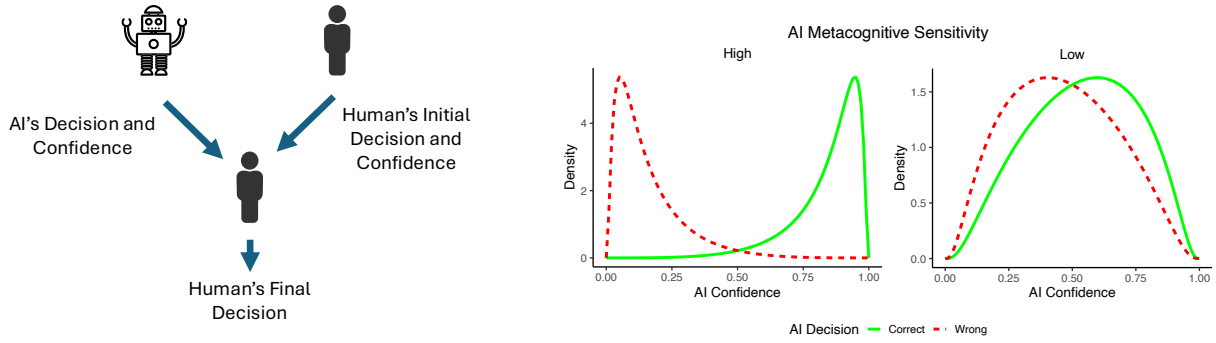


Figure 1 **Left:** Illustration of the AI-assisted decision-making paradigm, in which a human integrates both the AI's prediction and its associated confidence score to inform—and potentially improve—their final decision. **Right:** The AI's metacognitive sensitivity measures the separation between its confidence distributions for correct and incorrect decisions. An AI with high metacognitive sensitivity is more likely to assign high confidence when it is correct and low confidence when it is wrong, compared to an AI with low metacognitive sensitivity. We show that an AI with high metacognitive sensitivity can assist humans in making better decisions.

expected utility, typically operationalized as the accuracy of the human's final judgment. Achieving this goal requires appropriate reliance: humans should accept the AI's advice when it is likely to be correct and reject it otherwise. However, humans usually lack direct knowledge of whether a particular AI recommendation is right or wrong. While overall performance metrics such as accuracy on benchmark datasets provide broad guidance, they do not inform users about the reliability of individual predictions. Instead, humans must rely on instance-specific signals—most notably confidence scores, explanations, and their own mental model of the AI's behavior—to decide when to trust a recommendation (Steyvers and Kumar 2023, Lee et al. 2025).

Among these signals, confidence scores are especially valuable. Just as humans intuitively estimate the certainty of their own judgments (Peters 2022, Grimaldi et al. 2015), many AI models output confidence estimates as a byproduct of their inference process. In classification settings, models such as logistic regression, naive Bayes, and neural networks with softmax outputs generate class probabilities directly. Ensemble methods like bagging or dropout approximate confidence via variability across model instances (Breiman 1996, Gal and Ghahramani 2015). In large language models (LLMs), confidence estimation remains an open research area, with promising methods including token-wise likelihood analysis and sampling-based techniques (Jiang et al. 2020, Kadavath et al. 2022). When these confidence estimates track correctness reliably, they can guide users toward more accurate decisions by signaling when the AI's prediction is likely to be right or wrong.

1.1. Metacognitive Sensitivity versus Metacognitive Calibration

The relationship between accuracy and confidence estimates can be characterized along two dimensions—*metacognitive calibration* and *metacognitive sensitivity*. Both play an important role in AI-assisted decision-making. Metacognitive calibration quantifies the correspondence between reported confidence and actual accuracy, measuring the degree to which the agent exhibits systematic overconfidence or underconfidence (Fleming and Lau 2014). Improved calibration in AI systems has been shown to enhance joint human–AI performance across a variety of tasks (Ma et al. 2024, Benz and Rodriguez 2023, Zhang et al. 2020a), although some studies report exceptions under specific conditions (Vodrahalli et al. 2022).

In contrast, metacognitive sensitivity measures how well an agent’s confidence discriminates between correct and incorrect predictions (Fleming and Lau 2014). In the forecasting literature, this is also referred to as discrimination (Mandel and Barnes 2014) or resolution (Murphy 1973, Siegert 2017). Recent work by Steyvers et al. (2025) demonstrates that LLMs with high metacognitive sensitivity—communicating their confidence effectively through verbal explanations—enable human collaborators to more accurately identify which AI responses are likely to be correct.

Although related, calibration and sensitivity capture distinct aspects of metacognitive performance. Calibration reflects how closely confidence scores align with empirical accuracy and can often be improved post hoc via recalibration techniques such as Platt scaling (Platt 1999). Sensitivity, however, reflects the model’s intrinsic ability to rank correct predictions above incorrect ones and typically requires architectural or training modifications to enhance.

1.2. The Need for a Theoretical Framework

Despite growing interest in how AI confidence interacts with human decision-making, prior research has not explicitly isolated the role of AI metacognitive sensitivity nor examined its trade-offs with base accuracy. In this research, we address this gap by proposing a theoretical model grounded in signal detection theory (Maniscalco and Lau 2012). This framework jointly models an AI’s accuracy and metacognitive sensitivity and analyzes their effect on the performance of a human decision-maker assisted by the AI.

In this framework, we derive an analytic expression for the human’s accuracy after receiving AI assistance as a function of both AI accuracy and metacognitive sensitivity. Analytical results under plausible assumptions reveal conditions in which an AI system with lower accuracy but higher metacognitive sensitivity may outperform a more accurate but less metacognitively sensitive AI in supporting human decision-making. We refer to this as an *inversion scenario*.

We validate these theoretical predictions in a behavioral experiment in which human participants make perceptual judgments with AI assistance that vary systematically in both accuracy and sensitivity. The experimental results confirm the theoretical model, demonstrate the occurrence of inversion scenarios, and underscore the necessity of balancing both accuracy and metacognitive sensitivity to optimize AI-assisted decision-making.

2. Problem Setup

We study a decision-making problem where a human decision-maker faces a multi-class classification task. For each instance, the human must choose whether to rely on their own judgment or on the recommendation of an AI model. Let $Y \in \{1, \dots, K\}$ denote the true class label for a given instance, where $K \geq 2$ is the total number of possible labels. The human produces a predicted label $\hat{Y}_h \in \{1, \dots, K\}$, and the AI model produces a predicted label $\hat{Y}_m \in \{1, \dots, K\}$. Along with these predictions, both the human and the AI provide associated confidence scores, denoted by c_h and c_m , respectively, where $c_h, c_m \in [0, 1]$. The correctness of each prediction is captured by a binary outcome variable: $y_h = 1$ if $\hat{Y}_h = Y$ (the human prediction is correct), and $y_h = 0$ otherwise, and $y_m = 1$ if $\hat{Y}_m = Y$ (the AI prediction is correct), and $y_m = 0$ otherwise.

At each decision point, the human selects an action $A \in \{H, M\}$ defined as

$$A = \begin{cases} H, & \text{rely on own prediction } \hat{Y}_h, \\ M, & \text{rely on AI prediction } \hat{Y}_m. \end{cases} \quad (1)$$

The human's objective is to select the action that maximizes their expected utility. The realized utility depends on whether the selected prediction matches the true label. Formally, the utility function is defined as:

$$U(A) = \begin{cases} 1, & \text{if the selected prediction } \hat{Y}_A = Y, \\ 0, & \text{otherwise.} \end{cases} \quad (2)$$

Thus, a correct classification by the chosen agent yields a utility of 1, while an incorrect classification yields a utility of 0. Consequently, under this utility structure, the human's decision problem corresponds to maximizing their overall classification accuracy. Although we primarily focus on this symmetric utility setting, the model can be extended to allow asymmetric payoffs, where correct and incorrect classifications carry different utilities depending on the application.

Importantly, the confidence scores c_h and c_m are not assumed to be perfect indicators of correctness. These scores may be noisy, biased, or otherwise imperfect reflections of the probability

that a given prediction is correct. Therefore, how the human interprets and combines the available confidence information plays a critical role in achieving high decision quality.

A central concept in this analysis is *metacognitive sensitivity*, which refers to the extent to which an agent’s confidence distinguishes between correct and incorrect predictions. An agent with high metacognitive sensitivity tends to assign higher confidence scores to correct predictions and lower confidence scores to incorrect ones. In this work, we focus specifically on the metacognitive sensitivity of the AI model and study how variations in this property influence the overall accuracy of the human-AI decision-making system.

3. A Signal Detection Framework to Analyze Accuracy and Metacognitive Sensitivity

To analyze the interplay between accuracy and metacognitive sensitivity in AI models, we adopt a signal detection theory framework to model the generation of confidence scores (Galvin et al. 2003, Steyvers et al. 2014). This framework provides a principled way to simulate and manipulate both the accuracy and metacognitive sensitivity of the AI advice. Within this framework, we derive analytic expressions for the decision accuracy of the human assisted by AI advice.

Our analysis highlights that metacognitive sensitivity can be as important as, or even more important than, the AI’s baseline accuracy in certain settings. Specifically, an AI model with lower overall accuracy but higher metacognitive sensitivity may enable the human to achieve better outcomes than a more accurate but less metacognitively sensitive AI. Thus, enhancing the AI’s ability to discriminate between correct and incorrect predictions can be an effective way to improve human-AI team performance.

3.1. AI Confidence Distribution

Let y_m be a Bernoulli random variable representing the correctness of a prediction, with latent variable θ_m representing the probability of a correct model prediction, i.e. $y_m = 1$:

$$y_m \sim \text{Bernoulli}(\theta_m) \quad (3)$$

The AI model generates a confidence score c_m conditioned on y_m . We assume the confidence distributions for correct and incorrect predictions follow logit-normal distributions:

$$c_m | y_m \sim \begin{cases} \text{LogitNormal}(\mu_0, \sigma^2) & \text{if } y_m = 0, \\ \text{LogitNormal}(\mu_1, \sigma^2) & \text{if } y_m = 1. \end{cases} \quad (4)$$

where $\mu_1 > \mu_0$ reflects the model’s ability to assign higher confidence to correct predictions. The marginal confidence distribution is given by: $p(c_m) = p(y_m = 1)p(c_m | y_m = 1) + p(y_m = 0)p(c_m | y_m = 0)$ where $p(y_m = 1)$ is the model accuracy θ_m and $p(y_m = 0) = 1 - \theta_m$.

3.2. Metacognitive Sensitivity

Metacognitive sensitivity reflects the model’s ability to assign higher confidence scores to correct predictions than to incorrect ones. We can quantify this using two related metrics. First, Cohen’s d measures the standardized mean difference between the confidence distributions for correct and incorrect predictions:

$$d = \frac{\mu_1 - \mu_0}{\sigma}. \quad (5)$$

As an alternative metric, we can also convert d to the area under the curve (AUC) for ease of interpretation. The AUC in our context is the probability that a randomly selected correct prediction will have a higher confidence score than an incorrect one. For normal distributions, this type of AUC can be directly derived from d (Kraemer 2014):

$$\text{AUC} = \Phi\left(\frac{d}{\sqrt{2}}\right), \quad (6)$$

where Φ is the standard normal cumulative distribution function. The AUC metric for metacognitive sensitivity is *not* the same as the typical ROC AUC used in machine learning. The ROC AUC assesses the discrimination for positive and negative labels, whereas in the signal detection framework we apply here, the AUC assesses the discrimination for correct and incorrect decisions.

To illustrate how an AI model’s metacognitive sensitivity varies in real-world settings—and how this relates to the model’s accuracy—we plot these metrics for two types of AI models: convolutional neural networks (CNNs) for computer-vision tasks and large language models (LLMs) for natural-language-processing benchmarks (Fig. 2). The results reveal a broad spectrum of metacognitive sensitivities across models, particularly among LLMs, and show that sensitivity is not perfectly correlated with accuracy. Further experimental details are provided in Appendix D.

3.3. Expected utility with constant human confidence

When a human decision-maker combines their judgment with AI predictions, the goal is to maximize the combined decision accuracy. For a given input, the human decides whether to accept the AI’s prediction based on the AI’s confidence score c_m and their own confidence score c_h . We first consider the case when human confidence is constant across all problems. For simplicity, we also

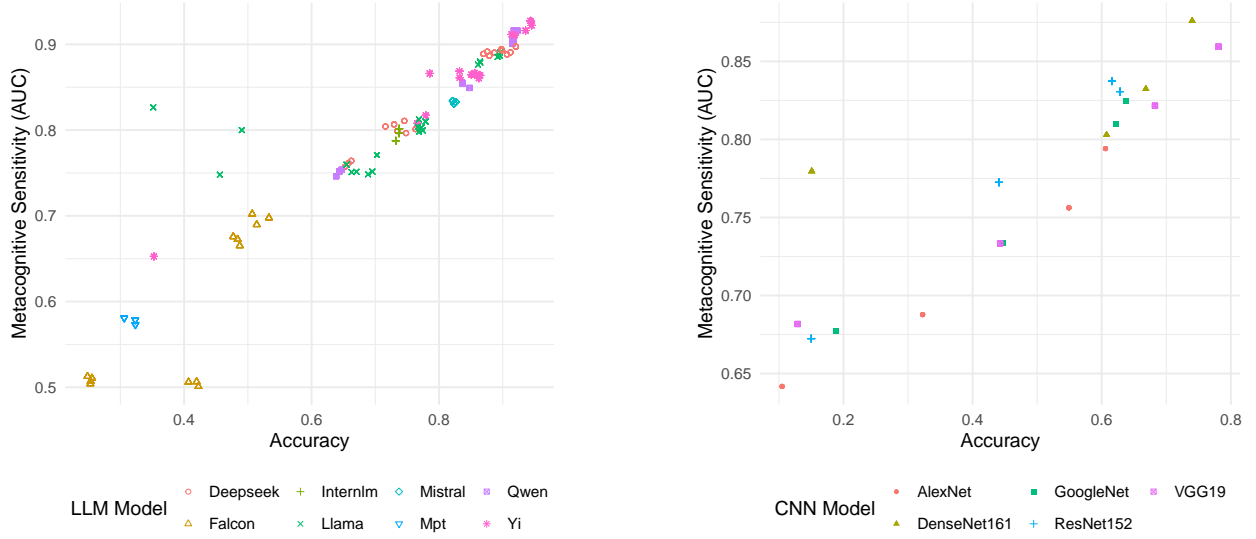


Figure 2 Relationship between metacognitive sensitivity (measured using AUC) and accuracy for LLMs (left) and CNNs (right) across several benchmark tasks and model architectures. The results reveal substantial variations in metacognitive sensitivity within the LLM models.

assume perfect calibration for the human: when a human assigns a confidence c_h , their accuracy is also c_h on average.

Using Bayes' rule, the model calibration function that relates model accuracy to model confidence is

$$p(y_m = 1 | c_m) = \frac{p(y_m = 1)p(c_m | y_m = 1)}{p(c_m)}.$$

Since $\mu_1 > \mu_0$ for the model confidence distributions, the probability of a correct model prediction conditional on confidence, $p(y_m = 1 | c_m)$, increases monotonically with c_m . Hence, as the model confidence increases up to a certain point, which we shall call the switch-point $c_m = c^*$, the human accuracy is equal to AI accuracy:

$$c_h = p(y_m = 1 | c^*). \quad (7)$$

Hence, the optimal policy is for the human decision-maker to go with their own decision if the model confidence is less than the switch-point confidence ($c_m < c^*$), because the human is more accurate. If not, the human decision-maker should go with the model decision because the model is more accurate:

$$A = \begin{cases} H & \text{if } c_m < c^*, \\ M & \text{if } c_m \geq c^*. \end{cases} \quad (8)$$

The probability of a correct final human prediction (after taking into account the AI advice) for a particular level of human confidence c_h is given by:

$$p(y_{m,h} = 1 \mid c_h) = \begin{cases} c_h & \text{if } A = H, \\ p(y_m = 1 \mid c_m) & \text{if } A = M. \end{cases} \quad (9)$$

Thus, the combined accuracy can be expressed as follows:

$$p(y_{m,h} = 1 \mid c_h) = \int_0^{c^*} c_h p(c_m) dc_m \quad (10)$$

$$+ \int_{c^*}^1 p(y_m = 1 \mid c_m) p(c_m) dc_m, \quad (11)$$

To find c^* , we invert f by setting:

$$c_h = f(c^*). \quad (12)$$

Solving this yields (Appendix A):

$$c^* = \text{sigmoid}\left(\frac{\sigma^2[\text{logit}(c_h) - \text{logit}(\theta_m)]}{\mu_1 - \mu_0 + \frac{\mu_1 + \mu_0}{2}}\right), \quad (13)$$

Using properties of the logit-normal distribution and expanding c^* , the combined accuracy and therefore the expected utility becomes (Appendix B):

$$\begin{aligned} \mathbb{E}[U(A) \mid c_h] &= p(y_{m,h} = 1 \mid c_h) \\ &= c_h \left[\theta_m \Phi(r) \right. \\ &\quad \left. + (1 - \theta_m) \Phi(r + d) \right] \\ &\quad + \theta_m \left[1 - \Phi(r) \right]. \end{aligned} \quad (14)$$

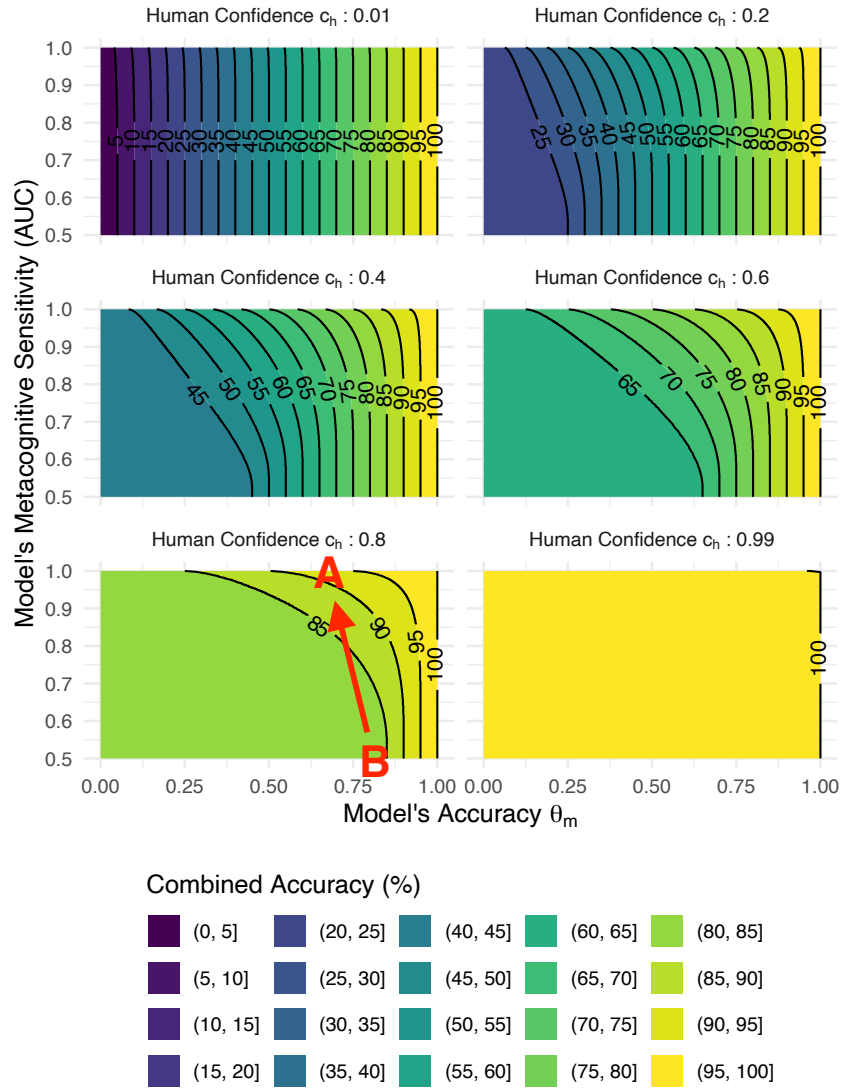


Figure 3 Predicted combined human-AI accuracy as a function of model accuracy (θ_m) and metacognitive sensitivity (assessed by AUC) shown across panels representing fixed levels of human confidence c_h (panels). The red arrow shows a scenario where a model with lower accuracy but higher sensitivity (Model A) outperforms a more accurate but less sensitive model (Model B) when combined with a human.

where

$$r = \frac{\text{logit}(c_h) - \text{logit}(\theta_m)}{d} - \frac{d}{2} \quad (15)$$

Note that $p(y_{m,h} = 1 \mid c_h)$ depends only on: the human confidence c_h , the model accuracy θ_m and the model's metacognitive sensitivity d .

Figure 3 shows the predicted combined accuracy as a function of model accuracy and model discrimination (measured by AUC) across different levels of (fixed) human confidence. From the

resulting contours, we can find examples where model A has lower accuracy but higher metacognitive sensitivity than model B, and achieves higher combined accuracy when paired with a human.

The upper-left panel of Figure 3 provides an important boundary condition for our analysis: when the human decision-maker is performing at chance (i.e., $c_h = 0.01$), there are no inversion scenarios. In this regime, the human should always defer to the AI’s recommendation. As a result, the final decision accuracy simply reflects the AI’s own accuracy, irrespective of its metacognitive sensitivity. This leads to a monotonic relationship where the best combined performance is achieved by the AI with the highest predictive accuracy. Since the human contributes no useful information, differences in metacognitive sensitivity (AUC) do not affect outcomes in this region of the parameter space.

3.4. Expected utility with variable human confidence

We now consider the more general case when human confidence varies across problems. Specifically, we will assume that human confidence follows a logit-normal distribution:

$$c_h \sim \text{LogitNormal}(\mu_h, \sigma_h). \quad (16)$$

As before, we assume that the human decision-maker is perfectly calibrated (i.e., the confidence c_h directly reflects the human’s probability of correctness).

To derive the predicted combined accuracy $p(y_{m,h} = 1)$ and therefore the expected utility $\mathbb{E}[U(A)]$, we integrate the accuracy conditional on human confidence $p(y_{m,h} = 1 \mid c_h)$ over c_h (Appendix C):

$$\begin{aligned}
\mathbb{E}[U(A)] &= p(y_{m,h} = 1) \\
&= \int_0^1 p(c_h) p(y_{m,h} = 1 \mid c_h) dc_h \\
&\approx \theta_m \text{BN} \left(\frac{a}{\sqrt{1+b^2}}, \frac{s}{\sqrt{1+t^2}}, \right. \\
&\quad \left. \rho = \frac{bt}{\sqrt{1+b^2}\sqrt{1+t^2}} \right) \\
&\quad + (1 - \theta_m) \text{BN} \left(\frac{a+d}{\sqrt{1+b^2}}, \frac{s}{\sqrt{1+t^2}}, \right. \\
&\quad \left. \rho = \frac{bt}{\sqrt{1+b^2}\sqrt{1+t^2}} \right) \\
&\quad + \theta_m \left[1 - \Phi \left(\frac{a}{\sqrt{1+b^2}} \right) \right]
\end{aligned} \tag{17}$$

where

$$\begin{aligned}
a &= \frac{\mu_h - \text{logit}(\theta_m)}{d} - \frac{d}{2}, & b &= \frac{\sigma_h}{d} \\
s &= \lambda \mu_h, & t &= \lambda \sigma_h
\end{aligned} \tag{18}$$

The operator BN is the Bivariate-Normal CDF and $\lambda = \sqrt{\frac{\pi}{8}}$ is the constant for probit approximation. We tested various parameters and the approximation is highly accurate, within 1% difference of numerical integration.

The overall combined accuracy depends only on: the mean μ_h and variance σ_h of the human confidence distribution, the model accuracy θ_m , and the model's metacognitive sensitivity d .

In Figure 4, we graph the combined accuracy based on these four variables. The pattern of contours is similar to the graph of constant human confidence. Once again, we can point to an example where model A has lower accuracy but higher metacognitive sensitivity than model B, yet achieves higher combined accuracy when paired with a human.

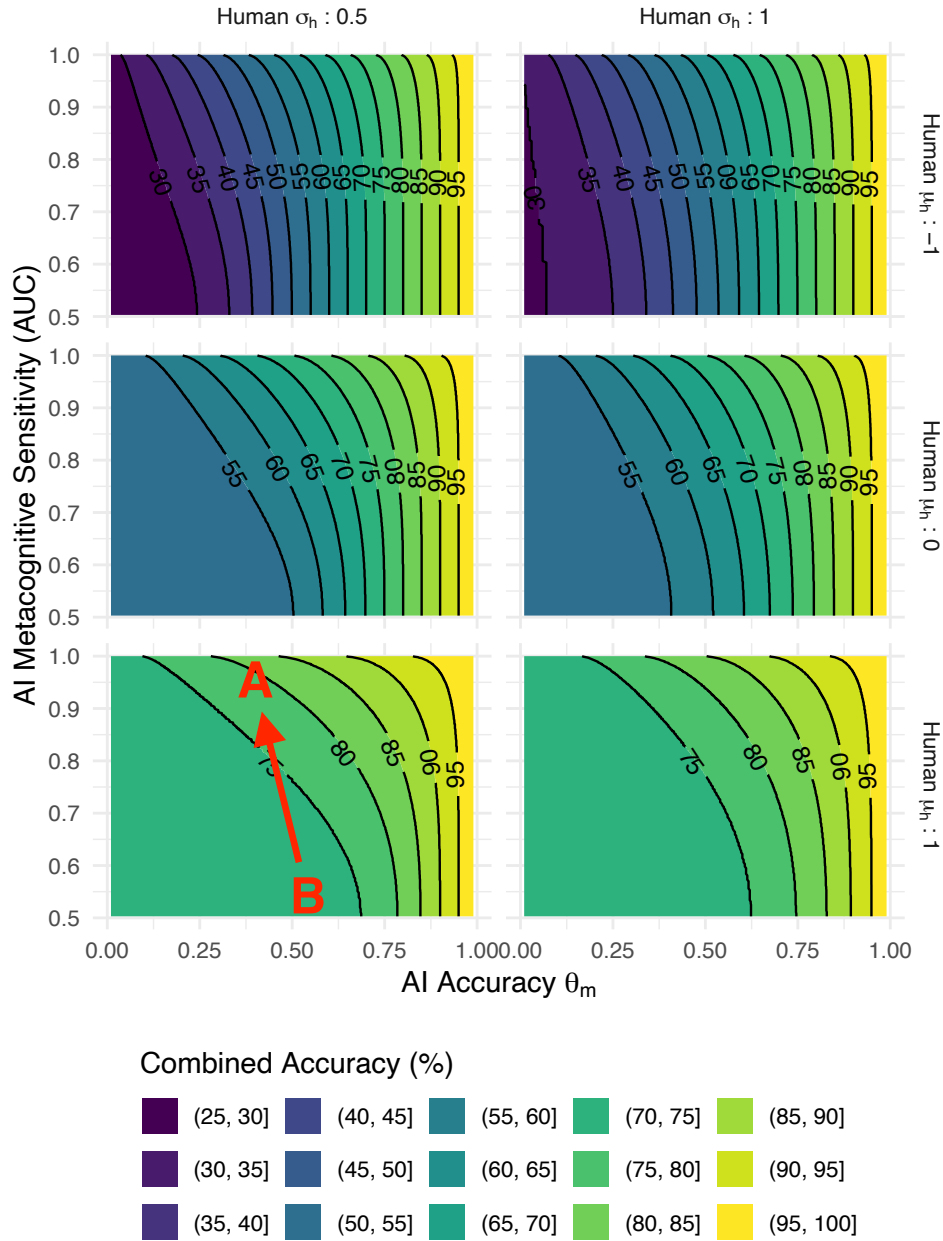


Figure 4 Predicted combined human-AI accuracy as a function of AI model accuracy (θ_m) and metacognitive sensitivity (assessed by AUC) across panels showing different distributions of human confidence, characterized by means μ and standard deviation σ . The red arrow shows a scenario in which a model with lower accuracy but higher metacognitive sensitivity (Model A) achieves superior combined accuracy compared to a more accurate but less sensitive model (Model B).

4. Behavioral Experiment

To investigate whether an AI's metacognitive sensitivity influences human decision-making, we conducted an online behavioral experiment. Building on prior research on collaborative decision-

making between humans and AI (Tejeda et al. 2022, Liang et al. 2022), we used a perceptual task in which participants viewed noisy animations containing dots of various colors. Their objective was to identify the color with the highest number of dots. Participants were provided with both predictions and confidence scores from an AI assistant and were instructed to use this information to improve their own responses. The AI assistance varied across participants in both accuracy and metacognitive sensitivity.

According to our theoretical model, we hypothesized that, when AI accuracy is held constant, greater metacognitive sensitivity would lead to better combined human-AI performance. We also considered inversion scenarios in which an AI with lower overall accuracy but higher metacognitive sensitivity might result in superior collaborative outcomes compared to an AI with higher accuracy but lower metacognitive sensitivity.

4.1. Participants

We recruited 110 participants online via Prolific. All participants were based in the United States and ranged in age from 20 to 65, with 52% men and 48% women. Each participant was compensated \$6 for completing the study, which lasted approximately 30 minutes. The study protocol was approved by the university's Institutional Review Board (IRB). To ensure participants understood the experimental instructions, we included an onboarding process using the Intro.js interface tutorial system.

4.2. Materials

Each trial consisted of a 3-second animation in which colored dots moved downward on the screen. Participants were asked to identify the color that appeared most frequently (see Figure 5 for an example). The four possible colors were red, blue, yellow, and green. For each trial, one color was randomly designated as the majority color, appearing 150 times, while the remaining three colors served as minority colors, each appearing 100 times. Dots were displayed as 15×15 pixel squares, randomly distributed across a 400×1200 pixel canvas. Participants viewed the canvas through a 400×400 pixel sliding window, which created a smooth scrolling animation over the 3-second period.

4.3. Procedure

We used a between-subjects design in which each participant was randomly assigned to one of five AI assistants that varied in accuracy and metacognitive sensitivity (see top two rows of Table 1). For four of the AI conditions, AI accuracy was set to 0.66, a level high enough to offer useful

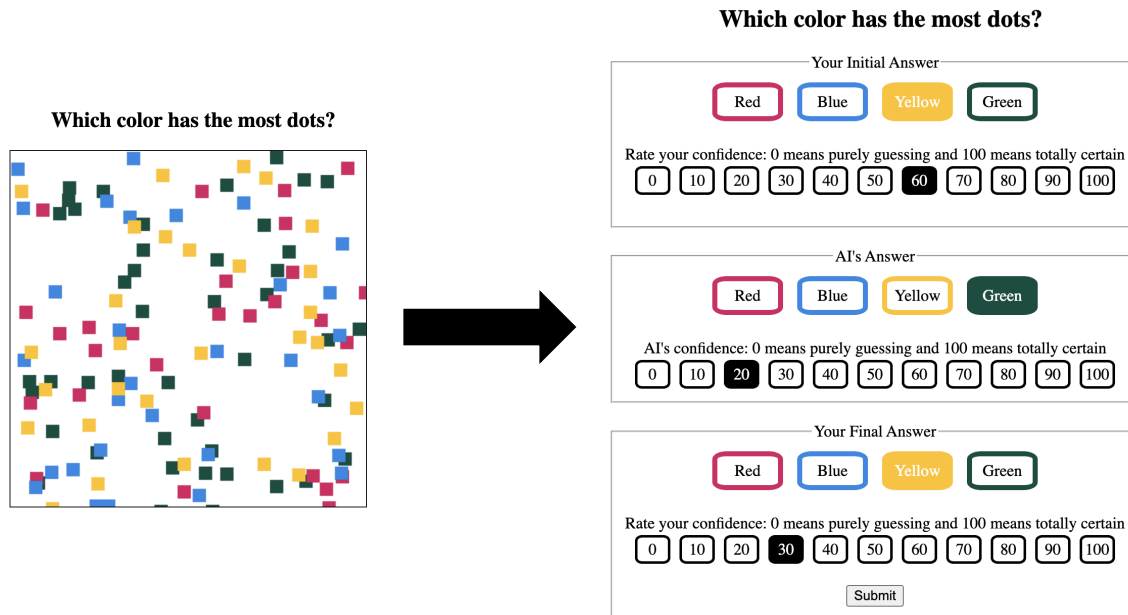


Figure 5 Example of the visual display and user interface presented during the behavioral experiment. Participants viewed the 400×1200 pixel canvas through a 400×400 pixel sliding window, creating a smooth scrolling animation that revealed the dot field over a 3-second period.

guidance but not so high that participants would follow the AI uncritically. These assistants varied in metacognitive sensitivity, with AUC values at 0.50, 0.76, 0.89, and 0.99, covering a range from chance-level (AUC=0.5) to near optimal (AUC=0.99) metacognitive sensitivity.

To test whether an AI with lower accuracy but higher metacognitive sensitivity could still lead to better joint performance—as predicted by our theoretical model—we included a fifth assistant with 0.55 accuracy and an AUC of 0.99. This setting represents a realistic inversion scenario, since pilot studies showed that 0.55 falls within the typical range of unaided human performance.

On each trial, participants first viewed the animation and made an initial judgment about the majority color, followed by a confidence rating on a scale from 0 (pure guess) to 100 (total certainty) (Figure 5). They then received the AI’s prediction along with its confidence rating. Based on this information, participants could revise both their decision and their confidence. The correct answer was revealed at the end of each trial. Each participant completed 100 trials. Their final utility was based on the accuracy of their responses after the opportunity to revise.

Table 1 Results of the behavioral experiment across the five AI conditions. Standard deviations are shown in parentheses.

Metric	AI Conditions				
	A	B	C	D	E
AI					
Accuracy	0.66	0.66	0.66	0.66	0.55
Metacognitive Sensitivity (AUC)	0.5	0.76	0.89	0.99	0.99
Human					
Accuracy before AI advice	0.57 (0.11)	0.55 (0.12)	0.53 (0.14)	0.53 (0.13)	0.57 (0.13)
Accuracy after AI advice	0.67 (0.06)	0.69 (0.09)	0.73 (0.07)	0.78 (0.1)	0.78 (0.07)

5. Results

A total of 110 participants were randomly assigned to the five AI conditions (with 21–23 participants per condition). Before receiving AI advice, participants had a mean accuracy of 0.55 (SD = 0.12). After incorporating the AI’s input, mean accuracy increased to 0.73 (SD = 0.089), resulting in an average gain of 0.18 (SD = 0.10). A summary of the descriptive statistics is shown in Table 1.

5.1. Effect of AI Metacognitive Sensitivity

We first tested whether, when holding AI accuracy constant at 0.66, higher AI metacognitive sensitivity (as measured by AUC) would lead to improved human–AI performance. A multilevel logistic regression was conducted to predict trial-level accuracy after advice (correct vs. incorrect). The predictors included (1) the correctness of the participant’s initial response and (2) the AI’s AUC, with random intercepts and slopes for each participant. The analysis revealed a significant positive effect of AI metacognitive sensitivity, $\beta = 1.62$, $SE = 0.24$, $z = 6.87$, $p < .001$. Thus, participants paired with more metacognitively sensitive AIs achieved higher accuracy after receiving advice.

5.2. AI Metacognitive Sensitivity Improves Human–AI Complementarity

Next, we examined complementarity, defined as the extent to which combined human–AI accuracy exceeded the better of either the human’s unaided accuracy or the AI’s own accuracy. For each AI (all with 0.66 accuracy), we computed two metrics across participants.

First, we measured the proportion of participants for whom final joint accuracy exceeded both initial human accuracy and AI accuracy. A logistic regression predicting this incidence of com-

plementarity from AI AUC yielded $\beta = 3.95$, $SE = 1.32$, $z = 3.00$, $p = .003$, indicating that higher AUC significantly increased the likelihood of achieving complementarity.

Second, we calculated the mean difference between joint accuracy and the higher of initial human accuracy or AI accuracy. A linear regression predicting this magnitude of complementarity from AI AUC yielded $\beta = 0.20$, $SE = 0.04$, $t = 4.70$, $p < .001$, showing that greater metacognitive sensitivity produced larger gains beyond the best single agent.

5.3. Trading Accuracy for Metacognitive Sensitivity

Finally, we tested whether a fifth AI with lower task accuracy but very high metacognitive sensitivity (0.55 accuracy, AUC = 0.99) could outperform higher-accuracy (0.66) AIs with lower sensitivity. We compared final accuracy across the fifth AI and three of the 0.66-accuracy AIs (AUCs = 0.50, 0.76, 0.89) using a multilevel logistic regression predicting trial-level accuracy from initial human correctness and AI condition (with by-participant random effects), followed by Dunnett's post-hoc tests with fifth AI as the reference group. Relative to the fifth AI, the higher-accuracy but lower-sensitivity AIs showed significantly lower odds of improving human decisions (odds ratios = 0.49, 0.56, and 0.74 for AUCs 0.50, 0.76, and 0.89, respectively; all $p < .05$). These results confirm that metacognitive sensitivity can outweigh task accuracy in driving effective human–AI collaboration.

6. Discussion

Both the theoretical and empirical results demonstrate the importance of an AI's metacognitive sensitivity in AI-assisted decision-making: the higher the AI's metacognitive sensitivity, the greater the expected utility obtained by the human decision-maker, as measured by final accuracy. The theoretical and empirical findings also confirm the existence of inversion scenarios, in which an AI with lower accuracy but higher metacognitive sensitivity can provide greater utility to the human decision-maker than an AI with higher accuracy but lower metacognitive sensitivity. Furthermore, when an AI with higher metacognitive sensitivity assists a human decision-maker, it is more likely to lead to human–AI complementarity, where their combined utility surpasses what either can achieve on their own. Together, these results highlight how metacognitive sensitivity helps human decision-makers discriminate when the AI's assistance is correct or incorrect and thereby use its recommendations appropriately.

One limitation of our theoretical framework is the assumption that the human acts as an ideal observer—well calibrated, fully informed of the AI's confidence–calibration curve, and capable of integrating all available information rationally to reach the optimal decision. Although humans are

not ideal observers, the two main trends predicted by our framework still hold: (1) improvements in an AI's metacognitive sensitivity increase the human decision-maker's expected utility; and (2) inversion scenarios can arise in which superior metacognitive sensitivity compensates for lower AI accuracy. Our normative framework thus provides an upper bound on human expected utility. Future research should examine the cognitive processes by which humans interpret and integrate AI confidence signals and apply these insights to real-world decision-making contexts.

There are two natural extensions to the problem setup that could further explore the role of AI's metacognitive sensitivity in AI-assisted decision-making. First, we can explore scenarios involving multiple humans and multiple AIs. When a single AI assists a human, we showed that if the human's accuracy is very low, the AI's metacognitive sensitivity matters little, because the human should always follow the AI's decision. However, when the decision-maker can consult multiple humans or AIs, using a metacognitively sensitive AI will likely increase expected utility—the decision-maker can rely on the AI's advice when it is confident and consult another human or AI when it is not.

Another possible extension is to broaden the definition of expected utility beyond the final accuracy of the human decision-maker to include aspects such as time and computational cost. In these scenarios, an AI's metacognitive sensitivity can become even more important. For instance, large reasoning LLMs are usually more accurate but also require more compute power and are slower to provide an answer. If a smaller LLM with high metacognitive sensitivity is available, the decision-maker can consult it first and then defer to the larger LLM if the smaller model expresses uncertainty, thereby increasing expected utility. These ideas relate to the learning-to-defer literature with multiple experts (Madras et al. 2017, Keswani et al. 2021), illustrating the broader implications of AI's metacognitive sensitivity.

Improving an AI's metacognitive sensitivity may also mitigate human under- and over-reliance—a persistent issue in human–AI collaboration (Zhang et al. 2020b, Gaube et al. 2025). When a metacognitively sensitive AI's confidence is substantially higher when it is correct than when it is wrong, humans can use those signals to decide when to accept or reject the AI's recommendations (Steyvers et al. 2025).

These implications underscore the importance of understanding and improving AI metacognitive sensitivity, especially in large language models (LLMs). People rely on LLMs for advice on critical decisions—including legal, financial, and personal matters (Imagining the Digital Future Center 2025)—and may over-rely on them when they do not know the model's limitations. Indeed, the OWASP Top 10—a report by global security experts—identifies AI over-reliance as a major

vulnerability in LLM deployments (Wilson and Dawson 2023). A metacognitively sensitive LLM could mitigate this problem by accurately signaling its uncertainty. However, methods to reliably measure and enhance an LLM’s metacognitive sensitivity remain an active area of research, and developing such methods will become increasingly important as LLMs are integrated into everyday decision-making.

All of these points connect with the broader literature on human–AI interaction and the need to jointly optimize human–AI team performance (Bansal et al. 2019, Rechkemmer and Yin 2022). As evidenced by AI leaderboards, benchmarks, and research papers, the AI community has traditionally emphasized accuracy as the primary—if not sole—metric for evaluating and comparing AI systems. While accuracy is paramount when AI systems operate in isolation, it is equally critical to account for collaborative factors—such as confidence signaling and the human integration of those signals—when AI is deployed as an aid to human decision-making. Doing so will maximize overall expected utility.

APPENDICES

Appendix A: Derivation of Switch point c^*

To note, let $X \sim \text{LogitNormal}(\mu, \sigma)$. Then its CDF is given by $F_X(x) = \Phi\left(\frac{\text{logit}(x) - \mu}{\sigma}\right)$ and its PDF is given by $f_X(x) = \frac{1}{\sigma x(1-x)} \phi\left(\frac{\text{logit}(x) - \mu}{\sigma}\right)$. Φ and ϕ are the standard normal CDF and PDF.

To get c^* , we inverse f :

$$c_h = f(c^*)$$

$$c_h = \theta_m p(c^* | y = 1) / [\theta_m p(c^* | y = 1) + (1 - \theta_m) p_{y_0}(c^*)]$$

$$c_h = \theta_m e^{-\frac{(\text{logit}(c^*) - \mu_1)^2}{2\sigma^2}} / [\theta_m e^{-\frac{(\text{logit}(c^*) - \mu_1)^2}{2\sigma^2}} + (1 - \theta_m) e^{-\frac{(\text{logit}(c^*) - \mu_0)^2}{2\sigma^2}}]$$

$$c_h \theta_m e^{-\frac{(\text{logit}(c^*) - \mu_1)^2}{2\sigma^2}} + c_h (1 - \theta_m) e^{-\frac{(\text{logit}(c^*) - \mu_0)^2}{2\sigma^2}} = \theta_m e^{-\frac{(\text{logit}(c^*) - \mu_1)^2}{2\sigma^2}}$$

$$c_h (1 - \theta_m) e^{-\frac{(\text{logit}(c^*) - \mu_0)^2}{2\sigma^2}} = (1 - c_h) \theta_m e^{-\frac{(\text{logit}(c^*) - \mu_1)^2}{2\sigma^2}}$$

$$\log c_h + \log (1 - \theta_m) - \frac{(\text{logit}(c^*) - \mu_0)^2}{2\sigma^2} = \log (1 - c_h) + \log \theta_m - \frac{(\text{logit}(c^*) - \mu_1)^2}{2\sigma^2}$$

$$\log c_h + \log (1 - \theta_m) - \log (1 - c_h) + \log \theta_m = \frac{(\text{logit}(c^*) - \mu_0)^2}{2\sigma^2} - \frac{(\text{logit}(c^*) - \mu_1)^2}{2\sigma^2}$$

$$\text{logit}(c_h) - \text{logit}(\theta_m) = \frac{(\text{logit}(c^*) - \mu_0)^2 - (\text{logit}(c^*) - \mu_1)^2}{2\sigma^2}$$

$$2\sigma^2[\text{logit}(c_h) - \text{logit}(\theta_m)] = -2\text{logit}(c^*)\mu_0 + 2\text{logit}(c^*)\mu_1 + \mu_0^2 - \mu_1^2$$

$$[2\sigma^2[\text{logit}(c_h) - \text{logit}(\theta_m)] + \mu_1^2 - \mu_0^2] / [2(\mu_1 - \mu_0)] = \text{logit}(c^*)$$

$$\sigma^2[\text{logit}(c_h) - \text{logit}(\theta_m)] / (\mu_1 - \mu_0) + \frac{\mu_1 + \mu_0}{2} = \text{logit}(c^*)$$

$$c^* = \text{sigmoid} \left(\frac{\sigma^2[\text{logit}(c_h) - \text{logit}(\theta_m)]}{\mu_1 - \mu_0} + \frac{\mu_1 + \mu_0}{2} \right)$$

Appendix B: Deriving $p(y_{m,h} = 1 \mid c_h)$

$$\begin{aligned}
p(y_{m,h} = 1 \mid c_h) &= \int_0^{c^*} c_h p(c_m) dc_m + \int_{c^*}^1 p(y_m = 1 \mid c_m) p(c_m) dc_m \\
&= c_h \int_0^{c^*} \theta_m p(c_m \mid y = 1) + (1 - \theta_m) p(c_m \mid y = 0) dc_m + \int_{c^*}^1 \theta_m p(c_m \mid y = 1) dc_m \\
&= c_h [\theta_m P(c < c^* \mid y = 1) + (1 - \theta_m) P(c < c^* \mid y = 0)] + \theta_m P(c^* < c \mid y = 1)
\end{aligned}$$

Since

$$\begin{aligned}
&P(c < c^* \mid y = 1) \\
&= \Phi\left(\frac{\text{logit}(c_m) - \mu_1}{\sigma} < \frac{\text{logit}(c^*) - \mu_1}{\sigma}\right) \\
&= \Phi\left(\frac{\sigma[\text{logit}(c_h) - \text{logit}(\theta_m)]}{\mu_1 - \mu_0} - \frac{\mu_1 - \mu_0}{2\sigma}\right) \\
&= \Phi\left(\frac{\text{logit}(c_h) - \text{logit}(\theta_m)}{\frac{\mu_1 - \mu_0}{\sigma}} - \frac{1}{2} \frac{\mu_1 - \mu_0}{\sigma}\right) \\
&= \Phi\left(\frac{\text{logit}(c_h) - \text{logit}(\theta_m)}{d} - \frac{d}{2}\right)
\end{aligned}$$

and

$$\begin{aligned}
&P(c < c^* \mid y = 0) \\
&= \Phi\left(\frac{\text{logit}(c_m) - \mu_0}{\sigma} < \frac{\text{logit}(c^*) - \mu_0}{\sigma}\right) \\
&= \Phi\left(\frac{\sigma[\text{logit}(c_h) - \text{logit}(\theta_m)]}{\mu_1 - \mu_0} + \frac{\mu_1 - \mu_0}{2\sigma}\right) \\
&= \Phi\left(\frac{\text{logit}(c_h) - \text{logit}(\theta_m)}{\frac{\mu_1 - \mu_0}{\sigma}} + \frac{1}{2} \frac{\mu_1 - \mu_0}{\sigma}\right) \\
&= \Phi\left(\frac{\text{logit}(c_h) - \text{logit}(\theta_m)}{d} + \frac{d}{2}\right)
\end{aligned}$$

Then $p(y_{m,h} = 1 \mid c_h)$

$$\begin{aligned}
&= c_h \left[\theta_m \Phi\left(\frac{\text{logit}(c_h) - \text{logit}(\theta_m)}{d} - \frac{d}{2}\right) + (1 - \theta_m) \Phi\left(\frac{\text{logit}(c_h) - \text{logit}(\theta_m)}{d} + \frac{d}{2}\right) \right] \\
&\quad + \theta_m \left[1 - \Phi\left(\frac{\text{logit}(c_h) - \text{logit}(\theta_m)}{d} - \frac{d}{2}\right) \right] \\
&= c_h [\theta_m \Phi(r) + (1 - \theta_m) \Phi(r + d)] + \theta_m [1 - \Phi(r)]
\end{aligned}$$

where

$$r = \frac{\text{logit}(c_h) - \text{logit}(\theta_m)}{d} - \frac{d}{2}$$

Appendix C: Deriving $p(y_{m,h} = 1)$

$$\begin{aligned}
& p(y_{m,h} = 1) \\
&= \int_0^1 p(c_h) p(y_{m,h} = 1 | c_h) dc_h \\
&= \int_0^1 p(c_h) c_h [\theta_m P(c < c^* | y = 1) + (1 - \theta_m) P(c < c^* | y = 0)] dc_h + \theta_m \int_0^1 p(c_h) [1 - P(c < c^* | y = 1)] dc_h \\
&= \int_0^1 p(c_h) c_h \left[\theta_m \Phi \left(\frac{\text{logit}(c_h) - \text{logit}(\theta_m)}{d} - \frac{d}{2} \right) + (1 - \theta_m) \Phi \left(\frac{\text{logit}(c_h) - \text{logit}(\theta_m)}{d} + \frac{d}{2} \right) \right] dc_h \\
&\quad + \theta_m \int_0^1 p(c_h) \left[1 - \Phi \left(\frac{\text{logit}(c_h) - \text{logit}(\theta_m)}{d} - \frac{d}{2} \right) \right] dc_h
\end{aligned}$$

We derive the left and right integrals separately:

Right integral derivation

$$\begin{aligned}
& \theta_m \int_0^1 p(c_h) [1 - P(c < c^* | y = 1)] dc_h \\
&= \theta_m \int_0^1 p(c_h) \left[1 - \Phi \left(\frac{\text{logit}(c_h) - \text{logit}(\theta_m)}{d} - \frac{d}{2} \right) \right] dc_h \\
&= \theta_m \left[\int_0^1 p(c_h) dc_h - \int_0^1 p(c_h) \Phi \left(\frac{\text{logit}(c_h) - \text{logit}(\theta_m)}{d} - \frac{d}{2} \right) dc_h \right] \\
&= \theta_m \left[1 - \int_0^1 p(c_h) \Phi \left(\frac{\text{logit}(c_h) - \text{logit}(\theta_m)}{d} - \frac{d}{2} \right) dc_h \right] \\
&= \theta_m \left[1 - \int_0^1 \frac{\phi \left(\frac{\text{logit}(c_h) - \mu_h}{\sigma_h} \right)}{\sigma_h c_h (1 - c_h)} \Phi \left(\frac{\text{logit}(c_h) - \text{logit}(\theta_m)}{d} - \frac{d}{2} \right) dc_h \right]
\end{aligned}$$

Let $x = \frac{\text{logit}(c_h) - \mu_h}{\sigma_h}$. Then

$$\begin{aligned}
c_h = 0 &\Rightarrow x = -\infty \\
c_h = 1 &\Rightarrow x = \infty \\
dx &= \frac{1}{\sigma_h c_h (1 - c_h)} dc_h \\
\text{sigmoid}(x\sigma_h + \mu_h) &= c_h
\end{aligned}$$

and

$$\begin{aligned}
&= \theta_m \left[1 - \int_{-\infty}^{\infty} \phi(x) \Phi \left(\frac{x\sigma_h + \mu_h - \text{logit}(\theta_m)}{d} - \frac{d}{2} \right) dx \right] \\
&= \theta_m \left[1 - \int_{-\infty}^{\infty} \phi(x) \Phi(a + bx) dx \right] \\
&= \theta_m \left[1 - \Phi \left(\frac{a}{\sqrt{1+b^2}} \right) \right]
\end{aligned}$$

where $a = \frac{\mu_h - \text{logit}(\theta_m)}{d} - \frac{d}{2}$, $b = \frac{\sigma_h}{d}$, based on Owen's table 10010.8 (Owen 1980) $\int_{-\infty}^{+\infty} \phi(x) \Phi(a + bx) dx = \Phi \left(\frac{a}{\sqrt{1+b^2}} \right)$

Left integral derivation

$$\begin{aligned}
& \int_0^1 p(c_h) c_h [\theta_m P(c < c^* | y = 1) + (1 - \theta_m) P(c < c^* | y = 0)] dc_h \\
&= \int_0^1 p(c_h) c_h \left[\theta_m \Phi \left(\frac{\text{logit}(c_h) - \text{logit}(\theta_m)}{d} - \frac{d}{2} \right) + (1 - \theta_m) \Phi \left(\frac{\text{logit}(c_h) - \text{logit}(\theta_m)}{d} + \frac{d}{2} \right) \right] \\
&= \theta_m \int_0^1 p(c_h) c_h \Phi \left(\frac{\text{logit}(c_h) - \text{logit}(\theta_m)}{d} - \frac{d}{2} \right) + (1 - \theta_m) \int_0^1 p(c_h) c_h \Phi \left(\frac{\text{logit}(c_h) - \text{logit}(\theta_m)}{d} + \frac{d}{2} \right)
\end{aligned}$$

For

$$\theta_m \int_0^1 p(c_h) c_h \Phi \left(\frac{\text{logit}(c_h) - \text{logit}(\theta_m)}{d} - \frac{d}{2} \right)$$

Let $x = \frac{\text{logit}(c_h) - \mu_h}{\sigma_h}$. Then

$$c_h = 0 \Rightarrow x = -\infty$$

$$c_h = 1 \Rightarrow x = \infty$$

$$dx = \frac{1}{\sigma_h c_h (1 - c_h)} dc_h$$

$$\text{sigmoid}(x\sigma_h + \mu_h) = c_h$$

and

$$\begin{aligned}
&= \theta_m \int_{-\infty}^{\infty} \phi(x) \text{sigmoid}(x\sigma_h + \mu_h) \Phi \left(\frac{x\sigma_h + \mu_h - \text{logit}(\theta_m)}{d} - \frac{d}{2} \right) dx \\
&\approx \theta_m \int_{-\infty}^{\infty} \phi(x) \Phi(\lambda x \sigma_h + \lambda \mu_h) \Phi \left(\frac{x\sigma_h + \mu_h - \text{logit}(\theta_m)}{d} - \frac{d}{2} \right) dx \\
&= \theta_m \int_{-\infty}^{\infty} \phi(x) \Phi(m + nx) \Phi(a + bx) dx
\end{aligned}$$

Similarly,

$$\begin{aligned}
&(1 - \theta_m) \int_0^1 p(c_h) c_h \Phi \left(\frac{\text{logit}(c_h) - \text{logit}(\theta_m)}{d} + \frac{d}{2} \right) \\
&\approx (1 - \theta_m) \int_{-\infty}^{\infty} \phi(x) \Phi(m + nx) \Phi(a + d + bx) dx
\end{aligned}$$

Hence,

$$\begin{aligned}
&\approx \theta_m \text{BN} \left(\frac{a}{\sqrt{1 + b^2}}, \frac{s}{\sqrt{1 + t^2}}, \rho = \frac{bt}{\sqrt{1 + b^2} \sqrt{1 + t^2}} \right) \\
&+ (1 - \theta_m) \text{BN} \left(\frac{a + d}{\sqrt{1 + b^2}}, \frac{s}{\sqrt{1 + t^2}}, \rho = \frac{bt}{\sqrt{1 + b^2} \sqrt{1 + t^2}} \right)
\end{aligned}$$

where $s = \lambda \mu_h$, $t = \lambda \sigma_h$, $a = \frac{\mu_h - \text{logit}(\theta_m)}{d} - \frac{d}{2}$, $b = \frac{\sigma_h}{d}$, based on Owen's table 20010.3 (Owen 1980):

$$\int_{-\infty}^{+\infty} \Phi(a + bx) \Phi(m + nx) \phi(x) dx = \text{BN} \left(\frac{a}{\sqrt{1 + b^2}}, \frac{s}{\sqrt{1 + t^2}}, \rho = \frac{bt}{\sqrt{1 + b^2} \sqrt{1 + t^2}} \right)$$

and probit approximation in Murphy 10.5.2.2 (Murphy 2012):

$$\text{sigmoid}(a) \approx \Phi(\lambda x), \lambda = \sqrt{\frac{\pi}{8}}$$

Adding right and left integral

Hence, the solution is

$$\begin{aligned}
p(y_{m,h} = 1) &= \int_0^1 p(c_h) p(y_{m,h} = 1 | c_h) dc_h \\
&\approx \theta_m \text{BN} \left(\frac{a}{\sqrt{1+b^2}}, \frac{s}{\sqrt{1+t^2}}, \rho = \frac{bt}{\sqrt{1+b^2}\sqrt{1+t^2}} \right) \\
&+ (1 - \theta_m) \text{BN} \left(\frac{a+d}{\sqrt{1+b^2}}, \frac{s}{\sqrt{1+t^2}}, \rho = \frac{bt}{\sqrt{1+b^2}\sqrt{1+t^2}} \right) \\
&+ \theta_m \left[1 - \Phi \left(\frac{a}{\sqrt{1+b^2}} \right) \right]
\end{aligned}$$

where

$$\begin{aligned}
a &= \frac{\mu_h - \text{logit}(\theta_m)}{d} - \frac{d}{2}, & b &= \frac{\sigma_h}{d} \\
s &= \lambda \mu_h, & t &= \lambda \sigma_h
\end{aligned}$$

Appendix D: Dataset and Model Details

NLP dataset

The first real-world dataset is based on LLM benchmarks designed for uncertainty quantification (Ye et al. 2024). In this study, the authors modified five representative NLP tasks: MMLU for question answering, CosmosQA for reading comprehension, HellaSwag for commonsense inference, HaluDial for dialogue response selection, and HaluSum for document summarization. Each task consists of 10,000 multiple-choice questions with six answer options, where the accuracy for random guessing is 1/6. The authors evaluated nine open-source LLM series: Llama-2, Mistral-7B, Falcon, MPT-7B, Gemma-7B, Qwen, Yi, DeepSeek, and InternLM-7B. Each series included different model variants based on model size, question prompt format, and instruction fine-tuning, as detailed in their paper. There are a total of 102 LLM variations for each benchmark.

We use the LLM logits based on token likelihoods for the multiple-choice options to compute accuracy and metacognitive sensitivity (AUC) for correct and incorrect answers for each model variant and task (note that the AUC we compute is distinct from the typical ROC AUC used to assess discrimination between positive and negative classes). Figure 2 reveals a wide range of accuracy and AUC values for the CosmoQA benchmarks. Notably, AUC and accuracy are not perfectly correlated with Pearson correlation $R = 0.84$, $p < 0.001$ (e.g., the three Llama variants in CosmosQA exhibit low accuracy but high AUC), making this dataset particularly suitable for testing the trade-offs between accuracy and metacognitive sensitivity.

Image Classification Dataset

The second dataset involves the ImageNet-16H image classification dataset introduced by Steyvers et al. (2022). The authors selected 1,200 images spanning 16 categories from the ImageNet challenge (Deng et al. 2009). To increase task difficulty, they applied phase noise distortion with spatial frequencies of 80, 95, 110, and 125. The authors also selected

five classic image classifiers—AlexNet, DenseNet121, GoogLeNet, ResNet152, and VGG19—pretrained on ImageNet data and fine-tuned them on the noisy images at four different levels of epochs. This resulted in a total of 20 model variants ($4 \text{ fine-tuning epochs} \times 5 \text{ classifiers}$) per noise level. Figure 2 shows the relationship between metacognitive sensitivity and model accuracy for a noise level of 125. The correlation is stronger than that observed for the NLP dataset, with $R = 0.90$, $p < 0.001$.

Acknowledgments

We would like to express our sincere gratitude to [acknowledge individuals, organizations, or institutions] for their invaluable contributions to this research. We are also grateful to [mention any additional acknowledgements, such as technical assistance, data providers, or colleagues] for their support and assistance throughout the course of this work.

References

- Bansal G, Nushi B, Kamar E, Lasecki WS, Weld DS, Horvitz E (2019) Beyond accuracy: The role of mental models in human-AI team performance. *Proceedings of the AAAI Conference on Human Computation and Crowdsourcing* 7:2–11.
- Benjamin DM, Morstatter F, Abbas AE, Abeliuk A, Atanasov P, Bennett S, Beger A, Birari S, Budescu DV, Catasta M, et al. (2023) Hybrid forecasting of geopolitical events. *AI Magazine* 44(1):112–128.
- Benz NLC, Rodriguez MG (2023) Human-aligned calibration for AI-assisted decision making. *arXiv [cs.LG]* 14609–14636.
- Breiman L (1996) Bagging predictors. *Mach. Learn.* 24(2):123–140.
- Deng J, Dong W, Socher R, Li LJ, Li K, Fei-Fei L (2009) ImageNet: A large-scale hierarchical image database. *2009 IEEE Conference on Computer Vision and Pattern Recognition*, 248–255 (IEEE).
- Fleming SM, Lau HC (2014) How to measure metacognition. *Front. Hum. Neurosci.* 8:443.
- Franklin NT, Frank MJ (2020) Generalizing to generalize: Humans flexibly switch between compositional and conjunctive structures during reinforcement learning. *PLoS Comput. Biol.* 16(4):e1007720.
- Gal Y, Ghahramani Z (2015) Dropout as a bayesian approximation: Representing model uncertainty in deep learning. *ICML* 48:1050–1059.
- Galvin SJ, Podd JV, Drga V, Whitmore J (2003) Type 2 tasks in the theory of signal detectability: discrimination between correct and incorrect decisions. *Psychon. Bull. Rev.* 10(4):843–876.
- Gaube S, Jussupow E, Kokje E, Khan J, Bondi-Kelly E, Schicho A, Kitamura FC, Koch TK, Ezer T, Mottok J, Lermer E, Ghassemi M, Colak E (2025) Underreliance harms human-AI collaboration more than overreliance in medical imaging .
- Goertzel B (2014) Artificial general intelligence: Concept, state of the art, and future prospects. *J. Artif. Gen. Intell.* 5(1):1–48.
- Grimaldi P, Lau H, Basso MA (2015) There are things that we know that we know, and there are things that we do not know we do not know: Confidence in decision-making. *Neurosci. Biobehav. Rev.* 55:88–97.

- Imagining the Digital Future Center (2025) Close encounters of the AI kind: Main report. <https://imaginingthedigitalfuture.org/reports-and-publications/close-encounters-of-the-ai-kind/close-encounters-of-the-ai-kind-main-report/>, accessed: 2025-5-13.
- Jiang Z, Araki J, Ding H, Neubig G (2020) How can we know when language models know? on the calibration of language models for question answering. *arXiv [cs.CL]*.
- Kadavath S, Conerly T, Askell A, Henighan T, Drain D, Perez E, Schiefer N, Hatfield-Dodds Z, DasSarma N, Tran-Johnson E, Johnston S, El-Showk S, Jones A, Elhage N, Hume T, Chen A, Bai Y, Bowman S, Fort S, Ganguli D, Hernandez D, Jacobson J, Kernion J, Kravec S, Lovitt L, Ndousse K, Olsson C, Ringer S, Amodei D, Brown T, Clark J, Joseph N, Mann B, McCandlish S, Olah C, Kaplan J (2022) Language models (mostly) know what they know. *arXiv [cs.CL]*.
- Keswani V, Lease M, Kenthapadi K (2021) Towards unbiased and accurate deferral to multiple experts. *Proceedings of the 2021 AAAI/ACM Conference on AI, Ethics, and Society* (New York, NY, USA: ACM).
- Kraemer HC (2014) *Effect Size*, 1–3 (Hoboken, NJ, USA: John Wiley & Sons, Inc.).
- Lake B, Salakhutdinov R, Gross J, Tenenbaum J (2011) One shot learning of simple visual concepts. *Proceedings of the Annual Meeting of the Cognitive Science Society* 33(33).
- Lee D, Pruitt J, Zhou T, Du J, Odegaard B (2025) Metacognitive sensitivity: The key to calibrating trust and optimal decision-making with AI. *PNAS Nexus* gaf133.
- Lee SW, O’Doherty JP, Shimojo S (2015) Neural computations mediating one-shot learning in the human brain. *PLoS Biol.* 13(4):e1002137.
- Liang G, Sloane JF, Donkin C, Newell BR (2022) Adapting to the algorithm: how accuracy comparisons promote the use of a decision aid. *Cognitive research: principles and implications* 7(1):14.
- Ma S, Wang X, Lei Y, Shi C, Yin M, Ma X (2024) “are you really sure?” understanding the effects of human self-confidence calibration in AI-assisted decision making. *Proceedings of the CHI Conference on Human Factors in Computing Systems*, volume 63, 1–20 (New York, NY, USA: ACM).
- Madras D, Pitassi T, Zemel R (2017) Predict responsibly: Improving fairness and accuracy by learning to defer. *Neural Inf Process Syst* 31:6150–6160.
- Mandel DR, Barnes A (2014) Accuracy of forecasts in strategic intelligence. *Proceedings of the National Academy of Sciences* 111(30):10984–10989.
- Maniscalco B, Lau H (2012) A signal detection theoretic approach for estimating metacognitive sensitivity from confidence ratings. *Conscious. Cogn.* 21(1):422–430.
- Murphy AH (1973) A new vector partition of the probability score. *J. Appl. Meteorol.* 12(4):595–600.
- Murphy KP (2012) *Machine Learning: A Probabilistic Perspective*. Adaptive Computation and Machine Learning series (London, England: MIT Press).

- Owen DB (1980) A table of normal integrals: A table. *Commun. Stat. Simul. Comput.* 9(4):389–419.
- Peters MAK (2022) *Confidence in decision-making* (Oxford University Press).
- Platt J (1999) Probabilistic outputs for support vector machines and comparisons to regularized likelihood methods. *Advances in large margin classifiers* .
- Rechkemmer A, Yin M (2022) When confidence meets accuracy: Exploring the effects of multiple performance indicators on trust in machine learning models. *CHI Conference on Human Factors in Computing Systems*, 1–14 (New York, NY, USA: ACM).
- Siebert S (2017) Simplifying and generalising murphy’s brier score decomposition: Simplification of brier score decomposition. *Q. J. R. Meteorol. Soc.* 143(703):1178–1183.
- Steyvers M, Kumar A (2023) Three challenges for AI-assisted decision-making. *Perspect. Psychol. Sci.* 19(5):722–734.
- Steyvers M, Tejeda H, Kerrigan G, Smyth P (2022) Bayesian modeling of human-AI complementarity. *Proc. Natl. Acad. Sci. U. S. A.* 119(11):e2111547119.
- Steyvers M, Tejeda H, Kumar A, Belem C, Karny S, Hu X, Mayer LW, Smyth P (2025) What large language models know and what people think they know. *Nat. Mach. Intell.* 1–11.
- Steyvers M, Wallsten TS, Merkle EC, Turner BM (2014) Evaluating probabilistic forecasts with bayesian signal detection models. *Risk Analysis* 34(3):435–452.
- Tejeda H, Kumar A, Smyth P, Steyvers M (2022) AI-assisted decision-making: A cognitive modeling approach to infer latent reliance strategies. *Comput. Brain Behav.* 5(4):491–508.
- Vodrahalli K, Gerstenberg T, Zou J (2022) Uncalibrated models can improve human-AI collaboration. *arXiv [cs. AI]* .
- Wilson S, Dawson A (2023) OWASP top 10 for LLM applications version 1.1 .
- Wu CM, Meder B, Schulz E (2024) Unifying principles of generalization: Past, present, and future. *Annu. Rev. Psychol.* .
- Ye F, Yang M, Pang J, Wang L, Wong DF, Yilmaz E, Shi S, Tu Z (2024) Benchmarking LLMs via uncertainty quantification. *The Thirty-eight Conference on Neural Information Processing Systems Datasets and Benchmarks Track*.
- Zhang Y, Liao QV, Bellamy RKE (2020a) Effect of confidence and explanation on accuracy and trust calibration in AI-assisted decision making. *Proceedings of the 2020 Conference on Fairness, Accountability, and Transparency* (New York, NY, USA: ACM).
- Zhang Y, Liao QV, Bellamy RKE (2020b) Effect of confidence and explanation on accuracy and trust calibration in AI-assisted decision making. *Proceedings of the 2020 Conference on Fairness, Accountability, and Transparency* (New York, NY, USA: ACM).