

## Highlights

### **Towards Safe and Comfortable Vehicle Control Transitions: A Systematic Review of Takeover Time, Time Budget, and Takeover Performance**

Kexin Liang, Simeon C. Calvert, J.W.C. van Lint

- This is a systematic and extensive review synthesizing the literature on takeover sequences, discussing key aspects such as takeover time, time budget, and takeover performance.
- A taxonomy of takeover time determinants is proposed to guide the selection of appropriate predictors.
- Another taxonomy of takeover performance indicators is proposed to offer insights for developing standardized frameworks of performance measures.
- A hypothesis about the qualitative relationship between takeover time, time budget, and takeover performance is made as a preliminary foundation for research on designing sufficient time budgets.
- A research agenda for designing sufficient time budgets is outlined.

# Towards Safe and Comfortable Vehicle Control Transitions: A Systematic Review of Takeover Time, Time Budget, and Takeover Performance

Kexin Liang\*, Simeon C. Calvert and J.W.C. van Lint

*Transport and Planning Department, Faculty of Civil Engineering and Geosciences, Delft University of Technology, Stevinweg 1, 2628 CN, Delft, The Netherlands*

## ARTICLE INFO

### Keywords:

Time budget  
Takeover time  
Takeover performance  
Control transition  
Conditionally automated driving

## ABSTRACT

Conditionally automated driving systems require human drivers to detach from non-driving related activities and take over vehicle control within limited time budgets when encountering scenarios beyond system capabilities. Ensuring safe and comfortable takeovers is crucial for reducing driving risks and enhancing user experience. However, takeovers involve complex human-vehicle interactions which lead to significant variability in drivers' responses, particularly in terms of takeover time—the duration needed for drivers to regain vehicle control. This variability poses challenges in providing sufficient time budgets, which must be balanced to avoid being too short (compromising safety and comfort) or too long (reducing driver alertness and transition efficiency).

While prior research has explored time budgets as factors influencing takeover time and performance, there is limited systematic investigation into determining sufficient time budgets adaptable to diverse scenarios and driver needs, considering the entire takeover sequence. This review aims to offer insights into the determination of sufficient time budgets by systematically investigating the takeover sequence which involves takeover time, time budget, and takeover performance. Specifically, we (i) synthesize the causal relationships influencing takeover time and propose a taxonomy of its determinants based on the task-capability interface model to guide predictor selection; (ii) explore the state-of-the-art studies of fixed and adaptive time budgets. The concept “takeover buffer” is argued as an appropriate measure of the relationship between takeover time and allocated time budgets; (iii) offer a second taxonomy for systematically measuring takeover performance, aiding in developing standardized performance measure frameworks and selecting context-specific indicators; (iv) formulate a hypothesis describing the relationship between takeover time, time budget, and takeover performance, laying groundwork for adaptive time budget research; (v) suggest a research agenda with six gaps for future research.


This review can provide insights into optimizing human-vehicle interaction strategies for safe and comfortable takeovers, thus promoting public trust and acceptance of conditionally automated driving.

## 1. Introduction

In conditionally automated driving, one primary safety consideration is the transition of vehicle control (ToC) from automation to human drivers. This ToC is critical in situations where automation's capabilities are exceeded, requiring drivers to promptly resume control within constrained time budgets as a safety fallback to minimize potential risks (SAE et al., 2021). However, the complexity of human-vehicle interactions can make ToCs demanding and potentially hazardous, leading to substantial variability in drivers' takeover time<sup>1</sup>—the period required by drivers to regain control (Skrickij, Šabanovič and Žuraulis, 2020). This variability poses a significant challenge for conditionally automated driving systems (CADS), as they must provide sufficient time budgets to accommodate diverse driver needs during takeovers (Li, Wang, Wang, Zeng, Li, Yuan and Cheng, 2021b). Knowing what a sufficient amount of time is to perform ToCs is vital for driving safety and user comfort, and is thus the focus of this research.

Review articles have emerged to provide insights on facilitating smooth ToCs, such as driving states during ToC (Lu, Happee, Cabrall, Kyriakidis and de Winter, 2016), user interfaces Kim, van Egmond and Happee (2021), and

\*Corresponding author at: Transport and Planning Department, Faculty of Civil Engineering and Geosciences, Delft University of Technology.

 K.Liang-4@tudelft.nl (K. Liang)

ORCID(s): 0000-0002-8417-3974 (K. Liang)

<sup>1</sup>(Discussions about the concept of takeover time can be found in Section 3.1).

takeover request designs (Miller, Nikan and Zaki, 2024). These reviews highlight the importance of designing CADs that align with drivers' cognition and demands. Zhang, De Winter, Varotto, Happee and Martens (2019) performed a meta-analysis on takeover time and observed that longer time budgets that are available for drivers to resume vehicle control generally lead to longer takeover time and improved takeover performance when compared to shorter time budgets. This observation indicates that time budgets have significant influences on drivers' takeover time and takeover performance, which is also reported by McDonald, Alambeigi, Engström, Markkula, Vogelpohl, Dunne and Yuma (2019) and Weaver and DeLucia (2022). Specifically, on one hand, tight time budgets can lead to short takeover times and poor takeover performance (Gold, Happee and Bengler, 2018), as drivers (especially those who are sensitive to risk) tend to conduct over-reactions. This can harm drivers' takeover experience and put them in serious danger of accidents (Gold, Damböck, Lorenz and Bengler, 2013). On the other hand, longer time budgets give drivers more time to respond to takeover requests and help them to achieve more stable takeover performance and lower accident rates (Wan and Wu, 2018; Yin and Pan, 2020). But if time budgets are excessively long, the safety of takeovers will not be improved significantly as time budgets increase (Wan and Wu, 2018; Huang and Pitts, 2022) because of the limitation of driver capabilities for fulfilling takeover tasks. Such excessively long time budgets can cause inefficiencies in takeovers and then in the general traffic system (Skrickij et al., 2020). Huang and Pitts (2022) stated that early requests for drivers to resume vehicle control can be taken as false alarms, which is dangerous if drivers decide not to respond. On these bases, we conclude that sufficient time budgets are vital for the safety and comfort of vehicle control transitions.

Therefore, a natural question to ask is:

*How can time budgets be determined to sufficiently accommodate diverse scenarios and driver needs, ensuring safe and comfortable vehicle control transitions?*

To answer this open question, we conduct a systematic review that focuses on time budget, but also includes takeover time and takeover performance. While existing studies have investigated the relationships between time budgets and both takeover time and performance, there remains a critical gap in research addressing how to determine optimal time budgets that can sufficiently accommodate the diverse needs of different drivers across varying driving scenarios - particularly in the form of review papers. Additionally, the takeover process is an integrated sequence where the time budget is closely interconnected with takeover time (i.e., the lower limit of sufficient time budgets) and takeover performance (i.e., the consequence of the supplied time budgets for given takeover time). Studies examining related takeover time, takeover performance, and various factors impacting these elements, indirectly contribute valuable insights toward determining sufficient time budgets across diverse scenarios and drivers. However, a systematic review that examines these three elements as an integrated sequence is still missing. To fill in this gap, we break down our investigation on the determination of sufficient time budgets into three sub-questions:

- **Takeover Time:** *how long do drivers take to fulfill takeover tasks?*

Takeover time is the lower limit for sufficient time budgets to ensure safe and driving (Zhang et al., 2019; Marberger, Mielenz, Naujoks, Radlmayr, Bengler and Wandtner, 2018). In this review, we examine the lengths of takeover time that are observed in empirical studies and find that drivers' takeover time varies significantly due to its complex causal relationships with numerous determinants. We investigate the effects of these determinants on takeover time across studies and synthesize the observed correlations between takeover time and its determinants. Further, we propose a taxonomy to structure these determinants based on the task-capability interface model in Fuller (2011) and partially capture the interplay of these determinants. This taxonomy aims to provide theoretical guidance for selecting predictors of takeover time considering the complex causal relationships between takeover time and its determinants.

- **Time Budget:** *how long do conditionally automated driving systems offer drivers for takeover tasks?*

Time budget has a significant impact on drivers' takeover behaviors and subjective experience (Wan and Wu, 2018; Gold et al., 2018). In this review, we explore the research on fixed time budgets and adaptive time budgets respectively. We argue that adaptive time budgets provide promising possibilities for satisfying various takeover demands across different drivers and scenarios. To further the knowledge of adaptive time budgets, we formulate a hypothesis for the qualitative relationship between takeover time, time budget, and takeover performance, which can be considered as a starting point for future research on adaptive time budgets and needs to be validated and quantified. We think the quantified relationship can lay a foundation for determining sufficient time budgets that enables achieving optimal takeover performance for specific takeover time.

- **Takeover Performance:** *do the offered time budgets suffice?*

Takeover performance can indicate the sufficiency of the time budget that is offered for specific takeover time (Huang and Pitts, 2022; Tan and Zhang, 2022). In this review, we look into the measures of takeover performance and extract related performance indicators. The extraction process reveals that the measures of takeover performance are imbalanced towards either objective driving performance from the vehicle perspective or subjective user experiences from the human perspective. These imbalanced measures can steer the studies that consider takeover performance as optimization goals toward skewed directions. We suggest standardized frameworks of takeover performance measures that bridge both the vehicle perspective and the human perspective are critical for developing safe and comfortable control transitions in conditionally automated driving. To lay the groundwork for such standard frameworks, we propose a taxonomy of the indicators of takeover performance and compare the suitability of various human-related performance indicators in practice, which can help readers select effective performance indicators in different research contexts.

This review aims to provide valuable insights to readers seeking a systematic overview of human-vehicle interactions during vehicle control transitions and requiring guidance on designing human-centered conditionally automated driving systems.

## 2. Methodology

This systematic review exploits Scopus and Web of Science as they have relatively strict document inclusion criteria (Martín-Martín, Orduna-Malea, Thelwall and Delgado-López-Cózar, 2019). Within these two databases, the search query is defined as TITLE-ABS-KEY ((human OR driver) AND (interact\* OR cooperat\*) AND ((auto\* OR self) AND (driving OR vehicle OR car)) AND ((takeover OR transit\*) control) AND (((takeover OR react\* OR respon\* OR lead) AND (time OR performance)) OR "time-budget")). The time scope is limited to 2010 - 2025, considering that from around 2010 onwards the number of studies on control transitions has steeply increased (Lu et al., 2016). As for document types, conference reviews are excluded because they add limited value when related conference papers are included. Additionally, only English articles are considered. This search strategy leads to 185 records in Scopus and 92 records in Web of Science. On this basis, a stratified process of filtering articles is performed following the guidelines of Preferred Reporting Items for Systematic Reviews and Meta-Analyses (PRISMA) (Moher, Liberati, Tetzlaff, Altman and Group, 2009). After removing 74 duplicates, an additional 103 records are excluded for two reasons: (i) not focusing on the Human-Vehicle Interactions (HVIs) during takeovers, e.g., constructing a framework for training automated driving models; and (ii) not discussing takeover time, time budget, or takeover performance, e.g., propose a taxonomy for takeovers. This filtering process results in 100 articles remaining.

For the analysis of these 100 articles, this review adopts a combined method of umbrella review and systematic review. Specifically, six review papers (Hu, Zhang, Zhang and Chan, 2024; Hungund and Pradhan, 2023; Weaver and DeLucia, 2022; Martinez and Huang, 2022; Zhang et al., 2019; McDonald et al., 2019) are examined to provide a high-level understanding of HVIs during takeovers via the umbrella review. Other involved research papers are also analyzed to supplement the results of the umbrella review. With this combined analysis method, we aim to provide a comprehensive overview of the state-of-the-art research on takeover time, time budget, and takeover performance, which can facilitate the explorations of sufficient time budgets for safe and comfortable takeovers.

## 3. Takeover Time

Takeover time refers to the amount of time that human drivers take to resume vehicle control from conditionally automated driving systems (Zhang et al., 2019). It is the minimum requirement to be met by sufficient time budgets (Zhang et al., 2019; Marberger et al., 2018), otherwise drivers may not have enough time to complete the takeover task both safely and comfortably. In this section, we (i) clarify the concept of takeover time that is adopted in this review in Section 3.1, (ii) examine the lengths of takeover time observed in empirical studies in Section 3.2, and (iii) propose a taxonomy to structure the complex causal relationships between takeover time and its determinants in Section 3.3.

### 3.1. Concept of takeover time

Before delving deeper into takeover time, it is necessary to clarify its definition, as the takeover process consists of multiple overlapping intervals—such as takeover time, reaction time, and response time—that are generally used

inconsistently in the literature (Huang, Fan, Han and Niu, 2024; Zeeb, Buchner and Schrauf, 2016). For example, the takeover time defined in Alambeigi and McDonald (2023) is called takeover reaction time in Wan and Wu (2018). To avoid potential misunderstandings of the temporal terminologies during takeovers, we examine the definitions of takeover time in the literature and clarify the specific concept adopted in this review. Studies employing alternative definitions are excluded from further analysis in this section.

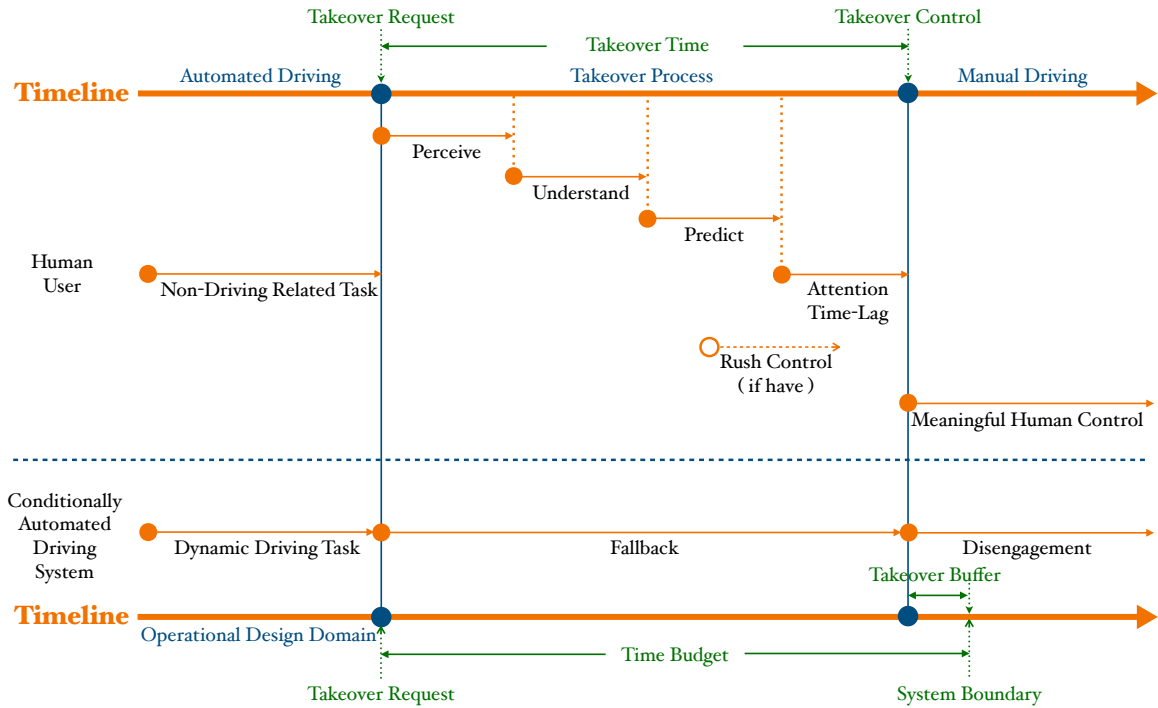
A well-accepted definition of takeover time is the interval from the initiation of a takeover request until the start of manual driving, according to ISO 21959:2020. “The start of manual driving” is generally interpreted in two ways. The first interpretation is the moment when the driver starts to physically control the vehicle, i.e., the start of motor readiness for resuming control (Seet, Dragomir, Harvy, Thakor and Bezerianos, 2022). The second interpretation is the moment when the driver starts to consciously control the vehicle, i.e., the start of meaningful longitudinal/lateral inputs (Gold et al., 2018). Here, we adopt the second interpretation for the following two reasons. On one hand, the first interpretation focuses more on drivers’ physical behaviors, while Zeeb et al. (2016) and Yoon and Ji (2019) noticed that the time drivers take to achieve motor readiness does not change significantly in different takeover scenarios. This might be due to the fact that motor readiness is more related to drivers’ reflexive reaction (Zeeb et al., 2016), especially in time-critical scenarios (Markkula, Engström, Lodin, Bärgrman and Victor, 2016). Such an interval is beyond our research scope; On the contrary, the second interpretation focuses more on drivers’ conscious behaviors which are the underlying reasons for how drivers respond physically (Xing, Lv, Cao and Hang, 2021; Merat, Seppelt, Louw, Engström, Lee, Johansson, Green, Katazaki, Monk, Itoh et al., 2019). This second interpretation can help researchers to conduct in-depth investigations into the underlying mechanism of HVIs during takeovers and provide valuable insights into how to improve the safety and comfort of takeovers in conditionally automated driving (Du, Yang and Zhou, 2020a). Thus, this review defines the takeover time as the interval between the takeover request and drivers’ first conscious input. Such first conscious input is generally indicated by the angle of the steering wheel exceeding 2° or the position of the braking pedal exceeding 10 % (Li, Blythe, Guo and Namdeo, 2019; Gold et al., 2013).

To illustrate the clarified takeover time, we describe a takeover process in a temporal sequence which is shown in Figure 1. The sequence begins with a conditionally automated driving system performing dynamic driving tasks (ISO 21959:2020) and maintaining control of the vehicle, while the human driver is allowed to engage in non-driving-related tasks, such as watching videos. When the system encounters a situation beyond its operational design domain (ISO 21959:2020)—a “system boundary” occurs—the system initiates a takeover request for the human driver to assume vehicle control and performs safety fallback actions, such as slowing down, to manage the transition. The timing of this takeover request establishes the available time budget before the system disengages. Upon receiving the request, the human driver must disengage from non-driving related tasks and begin to perceive, understand, and predict the scenario (Endsley, 2021) to develop situational awareness. Typically, an “attention time lag” occurs due to competing information processing demands (Van Lint and Calvert, 2018) before the driver assumes conscious control of the vehicle, i.e., meaningful human control of the vehicle (Calvert, Johnsen and George, 2024). If the time budget is insufficient for the driver to complete this cognitive process, they may be forced into a rushed response, known as “rush control”. The duration of this process is referred to as the “takeover time” and is the focus of this review. To streamline the further discussion of the relationship between takeover time and time budget, we propose a concept - takeover buffer, which represents the interval left within the time budget after subtracting the takeover time. To achieve a safe and comfortable takeover performance, the takeover buffer is expected to be a small positive number for the efficiency (Doubek, Loosveld, Happee and De Winter, 2020) and safety (Zhang et al., 2019) of takeovers. Note that this takeover buffer can also be negative, where the available time budget is shorter than the required takeover time. Such circumstances are hazardous, as drivers may lack the time needed to be physically and mentally prepared to resume control and undertake any necessary evasive maneuvers. Thus, establishing an appropriate takeover buffer for a given takeover time is essential for designing a sufficient time budget.

### 3.2. Lengths of takeover time

After the concept of takeover time is clarified in Section 3.1, we address the first research question of this review: how long do drivers take to fulfill takeover tasks? To answer this question, we examine the studies of takeover time that are consistent with the above definition of takeover time, i.e., the interval between the takeover request and the first conscious input from human drivers.

To our knowledge, there is no consensus in the literature about a general takeover time that can be applied to all situations (Xing et al., 2021; Zeeb, Buchner and Schrauf, 2015). For example, Favarò, Eurich and Rizvi (2019) reported 1143 takeover cases from four vehicle manufacturers and noted that drivers’ mean takeover time varied across



**Figure 1:** The timeline of a takeover process (from conditionally automated driving to manual driving).

manufacturers, ranging from 0.83 to 3.10 seconds. Based on the data reported in Favarò et al. (2019), we calculated an average mean takeover time of 1.14s. Meanwhile, Zhang et al. (2019) analyzed 520 takeover cases from the literature. Results show that the mean takeover time across studies varies from 0.69s to 19.79s and the average mean takeover time is 2.72s. To explore this further, we summarize the takeover time across 28 cases from three studies and list these examples in Table 1. This table details how takeover time varies across different driver characteristics and scenarios, capturing variations based on factors such as driver age, non-driving related tasks (NDRT), urgency of the takeover scenario, traffic density, and takeover request modality (TORM). The data reveal significant variability in ToT across studies and conditions. For instance, high-urgency scenarios generally prompt faster driver responses, while NDRTs—especially cognitively demanding tasks—tend to lengthen takeover time. There are also age-related differences: Li, Blythe, Guo and Namdeo (2018) found that older drivers typically require longer ToT than younger drivers under the same condition, whereas Körber, Gold, Lechner and Bengler (2016) showed no significant age difference in ToT. These two examples universally indicate that takeover time varies strongly over human drivers, driving contexts, and takeover scenarios (Wang, Xu, Shao, Zheng, Peng, Tong and Xu, 2025; Delmas, Camps and Lemerrier, 2022; Li et al., 2019). Particularly, the comparison between Favarò et al. (2019) and Zhang et al. (2019) reveals that the takeover times in real-car driving experiments can be very different from those observed in driving simulator experiments which have been widely used to explore human factors in automated driving (Zhao, Geng, Liang, Wang, Chen, Xu and Wang, 2023; Du, Zhou, Pulver, Tilbury, Robert, Pradhan and Yang, 2020c; Gold et al., 2018). Such differences should be considered when manufacturers apply experimentally derived conclusions in practice.

Mean takeover times and their ranges provide useful insights into the overall duration of driver responses, but they fail to reflect the significant variability in takeover time consistently reported across studies (Delmas et al., 2022; Li et al., 2019). Research has shown that distributions of takeover time are typically right-skewed (Rydström, Mullaart, Novakazi, Johansson and Eriksson, 2022; Zhang et al., 2019; Eriksson and Stanton, 2017b), indicating that a significant portion of drivers require considerably more time than the average to regain control. Designing time budgets based solely on mean values risks underestimating the needs of slower responders, potentially placing them in unsafe situations where they may lack sufficient time to execute evasive actions. These findings highlight the need to move beyond averages and focus more on understanding the factors causing variability in takeover time, in order to inform the design of time budgets that can better accommodate diverse driver needs.



**Table 1**

An overview of takeover times studied in the literature (examples).

Study	Age	NDRT	Urgency	Traffic Density	TORM	ToT(s)
Körber et al. (2016)	young	no	high	low	A	2.58(0.97)
	young	no	high	medium	A	3.32(1.44)
	young	no	high	high	A	3.52(1.17)
	young	phone conversation	high	low	A	2.76(0.88)
	young	phone conversation	high	medium	A	3.70(0.97)
	young	phone conversation	high	high	A	3.66(1.24)
	old	no	high	low	A	2.41(1.00)
	old	no	high	medium	A	3.41(1.34)
	old	no	high	high	A	3.41(1.39)
	old	phone conversation	high	low	A	2.62(1.29)
	old	phone conversation	high	medium	A	3.25(1.41)
	old	phone conversation	high	high	A	3.56(1.10)
Li et al. (2018)	young	reading	low	low	V + A	3.61(1.79)
	old	reading	low	low	V + A	4.33(1.84)
Yoon, Kim and Ji (2019)	all	phone conversation	high	low	V	2.56(1.10)
	all	watching video	high	low	V	2.42(1.09)
	all	phone conversation	high	low	T	2.49(1.35)
	all	watching video	high	low	T	2.18(1.33)
	all	phone conversation	high	low	A	2.32(1.29)
	all	watching video	high	low	A	2.23(1.27)
	all	phone conversation	high	low	V + T	2.15(0.91)
	all	watching video	high	low	V + T	1.88(0.80)
	all	phone conversation	high	low	T + A	2.18(0.99)
	all	watching video	high	low	T + A	2.05(0.99)
	all	phone conversation	high	low	V + A	2.11(1.08)
	all	watching video	high	low	V + A	1.97(0.95)
	all	phone conversation	high	low	V+T+A	2.22(1.07)
	all	watching video	high	low	V+T+A	1.95(1.07)

\* NDRT: non-driving related task; TORM: takeover request modality; A: auditory; V: visual; T: vibrotactile; ToT: takeover time, presented as "mean (SD)".

\* Urgency of takeover scenarios is classified based on Zhang et al. (2019).

The variation in takeover time across different drivers and situations raises critical questions: what causes the variation in drivers' takeover time? More specifically, what are the determinants of takeover time, and how do they affect drivers' takeover time? We investigate this question in Section 3.3.

### 3.3. Determinants of takeover time

Previous research has shown substantial variation in takeover time across drivers, driving contexts, and scenarios (Wang et al., 2025; Delmas et al., 2022; Zhang et al., 2019). This variability complicates the determination of sufficient

time budgets, which must account for takeover time as a lower bound. A clearer understanding of the factors influencing takeover time is essential for designing appropriate time budgets and improving takeover performance.

A growing body of studies on takeover time determinants has been executed on topics such as situational awareness (Chen, Zhao, Li, Gong and Fu, 2024; Yang, Semiromi, Auger, Dmitruk, Brighton and Zhao, 2020), workload (Oh, Yun and Myung, 2024; Eriksson and Stanton, 2017b), time budget (Li et al., 2021b), non-driving related task (Hu et al., 2024), etc. We notice that even for those studies that examine the same determinant(s), their experimental settings vary and consequently, their results can differ. These phenomena show that the studies of takeover time determinants are scattered and often lack comparability, which is also noticed by Zhang et al. (2019). We argue that two factors may be responsible for hindering comparative studies. First, determinants of takeover time are numerous (Zhang et al., 2019). It is unrealistic to investigate all determinants together. Second, these determinants are closely connected. Their interrelationships lead to potential confounding factors which make designs of controlled experiments challenging (Choi, Sato, Ando, Abe, Akamatsu and Kitazaki, 2020; Pipkorn, Tivesten and Dozza, 2022). Therefore, it is difficult to isolate individual determinants from the overall experimental set-ups and to make quantitative comparisons of their effects on takeover time across studies.

To alleviate the lack of comparative studies caused by the above two factors, we take two key steps:

(i) We extract takeover time determinants through a combined umbrella and systematic review approach to ensure comprehensive coverage and methodological rigor. Specifically, we begin with an umbrella review (i.e., review of reviews) to extract the determinants of takeover time from review papers. Hu et al. (2024), Martinez and Huang (2022), Weaver and DeLucia (2022), Zhang et al. (2019), and McDonald et al. (2019) have provided valuable overviews and meta-analyses on takeover time and its influencing factors, serving as the primary foundation for constructing a comprehensive set of determinants. We then conduct a systematic review of additional studies to complement and refine the overview developed through the umbrella review (Chen et al., 2024; Oh et al., 2024; Li, Blythe, Zhang, Edwards, Guo, Ji, Goodman, Hill and Namdeo, 2022; Chen, Lu, Lin, Zhai and Tan, 2021; Agrawal and Peeta, 2021; Du, Zhou, Pulver, Tilbury, Robert, Pradhan and Yang, 2020b; Kim, Kim, Lee and Yoon, 2020; Lin, Li, Ma and Lu, 2020; Roche, Somieski and Brandenburg, 2019; Stimm, Engeln, Schäfer and Schmidt, 2019; Wu, Kihara, Takeda, Sato, Akamatsu and Kitazaki, 2019; Ruscio, Bos and Ciceri, 2017; Dogan, Rahal, Deborne, Delhomme, Kemeny and Perrin, 2017). This combined approach enables a comprehensive overview of the determinants of takeover time identified in the literature. After standardizing terminology and consolidating subcategories, we identify 23 distinct determinants, as illustrated in Figure 2.

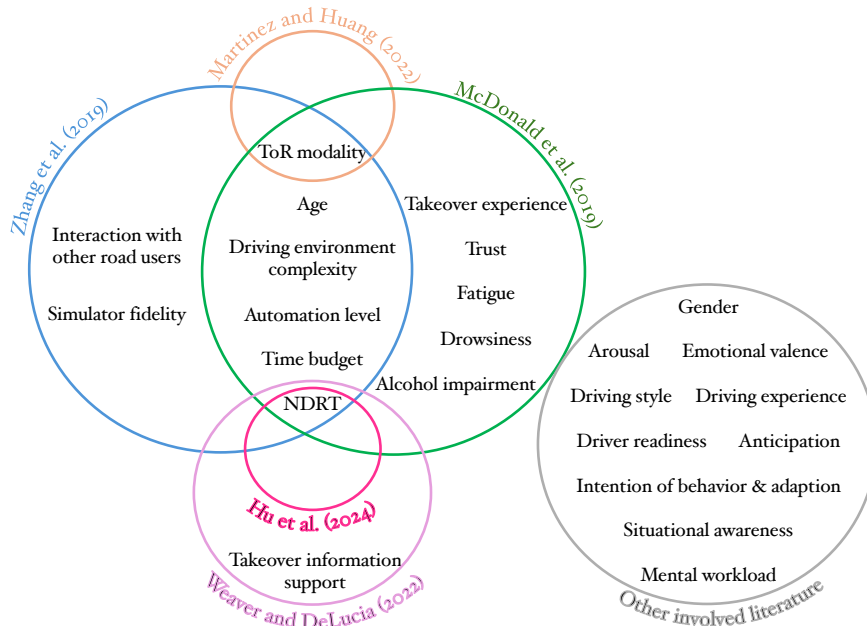
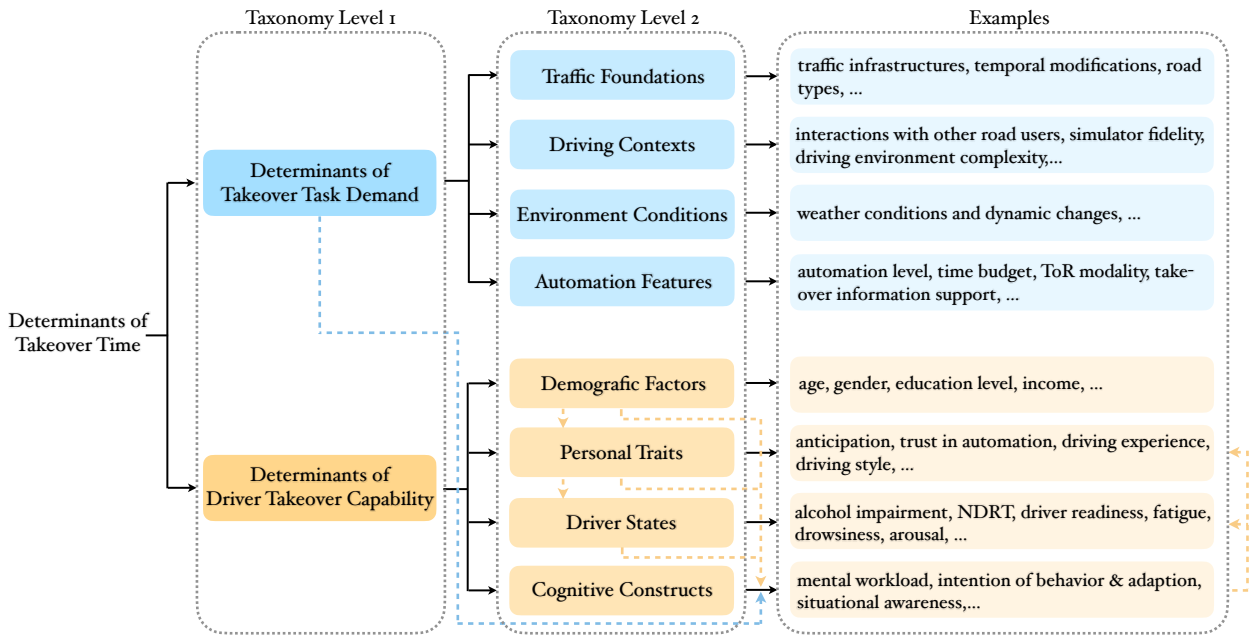


Figure 2: Collection of takeover time determinants.



We find that the takeover time determinants from the five reviews have both overlaps and differences, mainly due to their different focuses. For example, Zhang et al. (2019) synthesized quantitative studies of takeover time. McDonald et al. (2019) were interested in driver behavior models during takeovers. Weaver and DeLucia (2022) focused more on the designs of conditionally automated driving systems. The determinants from other literature are mainly related to human factors, such as situational awareness (Agrawal and Peeta, 2021). This phenomenon suggests that not only review papers, but also related quantitative studies, driver behavior models, and conditionally automated driving designs, need to pay more attention to the influence of human factors on takeover time.

(ii) We propose a structured taxonomy to organize the identified determinants, which not only brings conceptual clarity but also lays the foundation for investigating their interrelationships and complex effects on takeover time. To ground our taxonomy, we adopt the Task-Capability Interface (TCI) model (Fuller, 2011), a well-established framework frequently used to explain driver behaviors (Delmas et al., 2022; Calvert, Schakel and van Lint, 2020; Oviedo-Trespalacios, Truelove, Watson and Hinton, 2019). The core concept is that drivers adjust their behavior to manage perceived risk based on their assessment of task demands and their own capabilities (Fuller, 2011; Van Lint and Calvert, 2018). In the context of takeovers, we apply this model to categorize determinants of takeover time into two groups: takeover task demand determinants and driver takeover capability determinants, as illustrated in Figure 3.



**Figure 3:** Taxonomy of takeover time determinants.

The determinants of takeover task demand reflect the requirements for various components of takeover scenarios, such as driving environment complexity. To further categorize these determinants, we modify the six-layer model for automated driving scenarios in Weber, Bock, Klimke, Roesener, Hiller, Krajewski, Zlocki and Eckstein (2019) and make the classification model suitable for takeover scenarios. Thus, a four-level classification for determinants of takeover task demand is proposed, including traffic foundations, driving contexts, environment conditions, and automation features. The first classification (traffic foundations) is consolidated from the three layers (street layers, traffic infrastructures, and temporal modifications) in Weber et al. (2019) to streamline the structure. The second classification (driving contexts) is modified from the movable objects layer as this classification also includes other contextual factors, such as simulator fidelity. The third classification (environment conditions) remains consistent with the original model which involves weather conditions and the corresponding dynamic changes. And the fourth classification (automation features) encompasses not only the data and communications layer in Weber et al. (2019) but also takeover-related determinants, such as time budget and takeover request modality.

As for the determinants of driver takeover capability, they reflect drivers' competences in fulfilling takeover tasks. Fuller (2011) divided driver capability into related knowledge, skill, and other human factors, but this classification is ambiguous in the takeover context. Hence, we refer to the framework of human factors in traffic modeling in Sharma, Ali, Saifuzzaman, Zheng and Haque (2018) and reclassify the capability determinants into four categories: demographic factors, personal traits, driver states, and cognitive constructs. Specifically, demographic factors involve information that can delineate driver populations, such as age and gender. Personal traits refer to the enduring individual characteristics that have been developed over time, such as trust. Driver states represent drivers' situational physical and mental conditions, such as drowsiness. And cognitive constructs are constructs with regard to information processing and motivational procedures, such as workload. Note that these categories of driver takeover capability determinants have interdependent effects on one another. We suggest to understand this phenomenon by drawing on the relationship between long-term and short-term memory, as demographic factors and personal traits are relatively stable and relate to humans' long-term memory while driver states and cognitive constructs are situational and mainly affect short-term memory (Atkinson and Shiffrin, 1968). Therefore, the relationships between these categories of driver takeover capability determinants can be understood as drivers' demographic factors and personal traits (long-term memory) provide knowledge and experience that guide the development of driver states and cognitive constructs (short-term memory), and driver states and cognitive constructs (short-term memory) can also strengthen and shape drivers' personal traits (long-term memory) in turn (Atkinson and Shiffrin, 1968).

This taxonomy illustrates that the determinants of takeover task demand and driver takeover capability interface with each other through the cognition processes. We dive deeper into the cognitive constructs and try to partially capture their interrelationships along the human cognition process. Besides the TCI model, two other theories are adopted to provide theoretical support, namely, the attention mechanism in Wickens and Carswell (2021) and the situation model in Endsley (2021). Attention resources and their allocations have been proven to have a decisive impact on human behaviors (Yamani and Horrey, 2018; Wickens, Clegg, Vieane and Sebok, 2015; Parasuraman and Manzey, 2010). Specifically, attention resources provide energy for cognitive activities and the attention allocations govern information filtering processes in these activities (Wickens and Carswell, 2021), including the three procedures of the situation model: perception, understanding, and projection (Fuller, 2011). Here, a distinction has been made between the situation model and situational awareness. That is, the situation model refers to the information processing procedures that consist of human perception, understanding, and projection of surrounding environments (Endsley, 2021). And situational awareness is considered as the product or knowledge of the situation model (Endsley, 1995). Corresponding to the three procedures of the situation model, situational awareness can also be subdivided into three levels (Endsley, 2021). In this case, the human cognition process and the interrelationships of cognitive constructs can be interpreted as when encountering takeover requests, human drivers first transfer the objective factors into perceived takeover task demands and perceived driver takeover capabilities and gain their level 1 situational awareness through the perception procedure. Then, the drivers compare these two aspects and recognize the mental workload required for the takeover tasks and gain their level 2 situational awareness through the understanding procedure. After that, the drivers project future situations, develop level 3 situational awareness, and make decisions about the intent of takeover behaviors and/or adaptations. During this process, attention resources and allocations determine cognitive abilities in each procedure and eventually lead to various takeover time. The above interpretation partially captures the interrelationship of determinants of takeover task demand and driver capability based on the attention theory (Wickens and Carswell, 2021) and situation model (Endsley, 2021), which can be improved and modified as research on human cognition theory processes.

We anticipate that the proposed taxonomy of takeover time determinants can help to elucidate the underlying mechanisms that govern drivers' takeover behaviors and facilitate the prediction of takeover time which is the lower limit to be satisfied by sufficient time budgets.

#### 4. Time Budget

It is crucial to ensure sufficient time budgets for the safety, quality, and efficiency of takeovers (Li et al., 2021b), which are the fundamental aspects that influence drivers' willingness to utilize automation (Parasuraman and Riley, 1997). The sufficiency of time budgets is a relative concept, as it depends on the takeover time that drivers need to consciously control vehicle operations. On one hand, the time budget should be longer than the takeover time, so that drivers have enough time to respond and resume vehicles' control safely (Gold et al., 2018). On the other hand, if the time budget is excessively long, the efficiency and comfort of the takeovers can be affected, and drivers may perceive

**Table 2**

An overview of the time budgets studied in the literature (examples).

Studies	tTB(s)	ToT(s)	V(km/h)	sTB(s)
Gold et al. (2013)	5, 7	mean=2.10, 2.89	120	≥ 7
Mok, Johns, Lee, Miller, Sirkin, Ive and Ju (2015)	2, 5, 8	-	72	5
Melcher, Rauh, Diederichs, Widlroither and Bauer (2015)	10	1.4-6.7, median=3.5	100	10
Körber et al. (2016)	7	1.91-4.28	120	>7
Clark and Feng (2017)	4.5, 7.5	mean=2.07, 1.91	72	7.5
Wan and Wu (2018)	3, 6, 10, 15, 30, 60	2.0*-3.0*	-	10
Du et al. (2020a)	4, 7	1.5*-3.5*	130	7
Dogan, Yousfi, Bellet, Tijus and Guillaume (2021)	4, 8	mean=2.28, 2.80	110	8
Huang and Pitts (2022)	4, 7	mean=1.75, 1.79	97	7
Shahini, Park, Welch and Zahabi (2023)	5, 8, 10	mean=2.05, 2.45, 2.60	64	≥ 8
Wu, Yao, Deng and Yuan (2024)	3, 7, 11, 15	mean=2.07, 2.98, 3.47, 3.08	60	15

\* tTB: tested Time Budget; ToT: Takeover Time; V: Velocity; sTB: suggested Time Budget.

\* The takeover times with \* marks are estimated according to the figures in the references because the specific numbers are not mentioned.

the takeover request as a false alarm (Huang and Pitts, 2022; Skrickij et al., 2020), which can also lead to potential risks to safe driving. In this section, we delve deeper into the sufficiency of time budgets by (i) exploring the fixed time budgets that are tested and suggested in the literature in Section 4.1, and (ii) discussing the state-of-the-art research on adaptive time budgets in Section 4.2.

#### 4.1. Fixed time budgets

Existing studies on time budgets often focus on how fixed durations accommodate various takeover scenarios (Dogan and Acarman, 2025; Liu, Wu, Zhang, Ding, Xiao, Zhang and Tian, 2024). A commonly used time budget in the literature is 7 seconds for distracted drivers to resume vehicle control (Gold et al., 2013), and this value has been widely adopted in takeover experiments (Xu, Guo, Ge and Wang, 2024; Jarosch, Bellem and Bengler, 2019; Körber et al., 2016). However, Gold et al. (2013) pointed out that drivers exhibit low situational awareness under a 7-second time budget, indicating its potential inadequacy. Similarly, Eriksson and Stanton (2017a) reported that a 7-second budget may not satisfy the needs of most drivers in real takeover contexts. Supporting this concern, McDonald et al. (2019) found that the average time budget across studies is closer to 8 seconds. These findings suggest that longer time budgets may be necessary—especially in complex scenarios or for drivers with slower response times. Therefore, further research is needed to identify context-dependent thresholds for fixed time budgets that ensure both safety and comfort during control transitions.

We dive deeper into the fixed time budgets that have been tested in empirical studies and provide an overview of the suggested time budgets in different takeover scenarios. The corresponding takeover time and driving velocities in these studies are also listed in the overview to provide contextual information, as shown in Table 2. Such an overview can help readers to gain a better understanding of the context between time budgets and takeover times and identify potential research gaps with regard to the underdeveloped time budgets and takeover scenarios.

As shown in Table 2, the suggested time budgets in the literature vary significantly from 5 to 15 seconds. We describe three reasons responsible for such variations in suggested time budgets:

- 1 **High variability of takeover demands:** empirical studies on fixed time budgets have diverse experiment designs, involving different participants and takeover scenarios. As discussed in Section 3.3, this phenomenon leads to varied takeover times, i.e., varied takeover demands that need to be satisfied by time budgets. So when researchers test the time budgets of interest, the sufficient time budgets that meet varied demands are accordingly different. This means that researchers can come to distinct conclusions about the suggested time budgets when they test different scenarios on different participants.

- 2 **Lack of consistent measures of takeover performance:** different studies adopt different criteria for suggesting time budgets as they have different research objectives. For example, Yin and Pan (2020) reported that a time budget of 45s was preferred over 15s based on the subjective experiences and feelings of the elderly, while Wan and Wu (2018) aimed to deliver a safe but also efficient takeover and they stated that a 10-second time budget is acceptable. This phenomenon reveals that standard measures for takeover performance are critical to improving the comparability of research on time budgets, which will be further discussed in Section 5.
- 3 **Sufficient time budgets should not be fixed:** similar to the concept of Time To Collision (TTC) (Hayward, 1972), time budget is the time to the detected system boundaries if the ego vehicle continues at its present speed on the same lane after the takeover request (Tanshi and Söffker, 2022). This reveals that the time budget is subject to the relative distance and driving speed to the detected system boundaries. Tanshi and Söffker (2022) found that a 7-second time budget is too long when the ego vehicle drives at 80 km/h, but is suitable when the driving speed is between 100 km/h to 130 km/h. This example suggests that a sufficient time budget should not be applied indiscriminately, but be adjusted according to the relative distance and speed to system boundaries.

In conclusion, fixed time budgets entail inherent limitations in satisfying the diverse demands of human drivers and takeover scenarios. A fixed time budget that is inadequate to cover the required takeover time may endanger the safety of takeovers, whereas an excessively long fixed time budget may impede the efficiency of takeovers. In either case, the takeover experience of drivers will be compromised, which can lead to reduced trust and acceptance of conditionally automated driving. Therefore, it is imperative to dynamically tailor the time budget based on the needed takeover time to improve the performance and user experience of takeovers.

## 4.2. Adaptive time budgets

As fixed time budgets show weaknesses in satisfying various takeover demands (Eriksson and Stanton, 2017b), we argue that the adaptive time budget is a promising direction for research on time budgets and human factors in takeovers as they can facilitate human drivers to perform flexible takeovers that are tailored to specific contexts. Previous studies also support this argumentation. De Winter, Happee, Martens and Stanton (2014) performed a meta-analysis of the effects of automated driving on drivers' workload and situational awareness. They stated that adaptive automation is a feasible approach to maintaining drivers' situational awareness at a necessary level to keep them in the driving loop. Huang and Pitts (2022) analyzed the effects of time budgets on takeover performance and suggested that the automated driving system should adjust the time budget based on the urgency of the situation so that drivers can have enough time to perform safe and smooth takeovers. We argue that such adaptive time budgets have the potential to prompt better takeover performance and more human-centered conditionally automated driving compared with fixed time budgets.

Research on adaptive time budgets is emerging. Marberger et al. (2018) proposed to quantify driver availability for taking over vehicle control from conditionally automated driving systems by the difference between the available time budget and the time needed for a safe takeover process, i.e., drivers' takeover time plus intervention time. This method provides insights for research on adaptive time budgets, that is, if the preferred driver availability is preset, the sufficient time budget can be calculated as the sum of this preset driver availability and the needed time for safe takeovers. Similar to this idea, Li, Hou, Wang, Wang, Zeng, Yuan and Cheng (2021a) adjusted the time budget via a multiple regression model of the visual distraction degree of drivers, takeover repetition, and time to the boundary at takeover timing (TTBT, the same concept as the takeover buffer proposed in Section 3.1). The similarity between the above two studies can be understood as the first two input variables (i.e., drivers' visual distraction degree and takeover repetition) of the regression model in Li et al. (2021a) indicate the needed time for safe takeovers in Marberger et al. (2018). And the last variable (TTBT) of the regression model indicates driver availability. In a follow-up research of Li et al., they discussed the effects of fatigue state and traffic condition on the takeover performance and embedded these two factors into the former adaptive time budget model. This improved model not only complements the indicators of the needed takeover time by embedding fatigue state but also includes the traffic condition that relates to takeover task demand. The improved model is more in line with Fuller's TCI model which is used to interpret drivers' takeover time in Section 3.3. This finding provides additional evidence in favor of utilizing the TCI model for deciphering drivers' takeover time and reinforcing our belief that the sufficiency of time budgets is relative to the needed takeover time.

While previous research has made significant contributions to the determination of adaptive time budgets, we argue that the following two aspects can be further improved to enhance the interpretability and practicality of the adaptive strategies for determining sufficient time budgets:

- 1 **Prediction of takeover time:** the discussions of adaptive time budget have an implicit precondition where drivers' takeover time is known before determining the timing of initiating takeover requests (while Li et al. did not mention that they predicted drivers' takeover time, the input variables they chose for the regression model are predictors of takeover time). This requires timely and accurate prediction of drivers' takeover time before conditionally automated driving systems initiate takeover requests, which is primarily achieved by neural network models. Rangesh, Deo, Greer, Gunaratne and Trivedi (2021) utilized a long-short-term memory neural network to predict drivers' takeover time based on the time drivers need to be physically ready for manual driving (i.e., the time until drivers put their hands on the steering wheel, feet on a pedal, and eyes on the road). Pakdamanian, Sheng, Baee, Heo, Kraus and Feng (2021) adopted a deep neural network method to predict drivers' takeover time based on the driving parameters of vehicles and the physio-psychological signals of drivers, such as galvanic skin responses. Results show that these AI-based approaches enable the valid prediction of takeover time. But the interpretability of these models is still a challenge (Ayoub, Du, Yang and Zhou, 2022; Pakdamanian et al., 2021; Li et al., 2021a). For example, why choose those variables as predictors of takeover time? Are those variables representative enough? Are there any other variables that should be considered? These open questions emphasize the importance of reinforcing theoretical bases and constructing interpretable prediction models of the takeover time, which is also mentioned in Section 3.3.
- 2 **TTBT should be preset:** the TTBTs in the studies of Li et al. (2021a) were determined via post-analyses after the takeover process based on the subsequent takeover performance. Li et al. (2021b) provided four options for TTBT (3s, 4s, 5s, and 6s) and observed that the 4-second TTBT is the minimum interval that satisfies the preset collision rate. But considering that TTBT is an indispensable determinant of time budget, the lengths of TTBT should be preset before the takeover process actually happens, so that conditionally automated driving systems can combine the preset TTBT and the predicted takeover time, then determine the timing of initiating the takeover request, i.e., the time budget. That means the TTBTs should come from prior analyses of takeover performance instead of post-analyses. Similarly, this principle also applies to driver availability in Marberger et al. (2018) as the driver availability should also be preset and then added to the predicted takeover time to determine time budgets. Further research on the determination of TTBT and driver availability is necessary to facilitate the application of the adaptive time budget model in practice and thereby enhance its social significance.

We notice that most studies of takeovers involve both time budgets and takeover times, yet few of these studies report the values of TTBTs which represent the differences between time budgets and takeover times. Happee, Gold, Radlmayr, Hergeth and Bengler (2017) referred to TTBT as the remaining time within the time budget and observed that this limited remaining time affects drivers' performance of evasive maneuvers. Marberger et al. (2018) referred to TTBT as drivers' intervention time and used it to measure driver availability. Tanshi and Söffker (2022) referred to TTBT as the maneuver response time which is similar to the intervention time in Marberger et al. (2018) and considered it as a determinant of time budgets. We argue that these terms do not fully reflect the intentions of embedding such an interval in the time budget. For instance, the terms "TTBT" and "remaining time" merely describe the position of this interval in the time budget sequence and they do not capture the design intentions of embedding this interval in time budgets. While the "intervention time" and "maneuver response time" partially reflect the intention of providing a time window for human intervention in vehicle operations to ensure the safety of takeovers, it fails to convey the other intended benefits of this interval. For instance, this interval can help to improve tolerance for deviations in the predicted takeover time to enhance the robustness of adaptive time budget strategies (Marberger et al., 2018) and protect drivers from excessive time pressures to regain control to ensure the safety and comfort of takeovers (Melcher et al., 2015). Therefore, we propose the term "takeover buffer" to describe such an interval as the buffer time to the takeover time in the time budget. The concept of takeover buffer aligns with ISO 21959:2020, where the total time budget is composed of driver takeover time, driver intervention time, and remaining action time. Specifically, in this study, the sum of the driver intervention time and remaining action time constitutes the takeover buffer. The term "buffer" is defined as "something or someone that helps protect from harm" in Cambridge Dictionary where the "harm" can be interpreted as failures to provide sufficient time budgets. Therefore, we think the proposed time buffer more aptly captures the aforementioned intentions which are to offer a time window for human interventions, enhance the robustness of adaptive strategies, and ensure the safety of takeovers.

To explore the takeover buffers in other studies, we leverage the records in Table 2 and subtract the mean/median takeover times from the suggested time budgets. Mok et al. (2015) is excluded because it did not report takeover times. The takeover times in Körber et al. (2016), Wan and Wu (2018), and Du et al. (2020a) are taken as the average of



the maximum and minimum values because these two studies only reported ranges of takeover times. Results show that the mean takeover buffer is 6.00s while the average mean takeover time is 2.65s. This suggests that the optimal takeover buffer can be two to three times the takeover time, which accounts for a large part of the time budget and thus requires closer examination. This circumstance leads to the question: how to determine a sufficient takeover buffer?

The answer to this question is critical to determine a sufficient time budget that can optimize takeover performance, considering the time budget is determined by the predicted takeover time and the takeover buffer in research of adaptive time budgets (Li et al., 2021a; Marberger et al., 2018). This determination strategy of time budgets indicates that the sufficiency of the takeover buffer is interdependent with the takeover time and the time budget which can be reflected by the corresponding takeover performance. A quantitative relationship between takeover time, time budget, and takeover performance is necessary to determine a sufficient takeover buffer, which is also applicable to determining a sufficient time budget but has yet to be comprehensively examined (Tanshi and Söffker, 2022; Gold et al., 2018). Therefore, we propose a hypothesis for a qualitative relationship between takeover time, time budget, and takeover performance in Section 6.1 which can serve as a starting point for future research on sufficient and/or adaptive time budgets.

## 5. Takeover performance

Takeover performance aids in understanding the mechanism factors in the takeover process (Gold et al., 2018) and serves as an optimization target for research that aims to improve the safety and comfort of conditionally automated driving (Li, Wang, Wang, Zeng, Wu, Li, Heh and Cheng, 2023), which includes the studies of sufficient time budgets. In this section, we synthesize measures of takeover performance to clarify the suitability of various evaluation criteria. This can also facilitate the development of the relationship between takeover time, time budget, and takeover performance in Section 6.1, as takeover performance is an important variable in this relationship that needs to be quantified. Specifically, we (i) examine measures and the corresponding indicators of takeover performance in the literature in Section 5.1, (ii) propose a taxonomy to structure these performance measures and indicators in Section 5.2, and (iii) compare the pros and cons of various human-related performance measures in Section 5.3.

### 5.1. Measures of takeover performance

Research on takeovers has extensively explored how various factors influence takeover performance (Hwang, Choi and Kim, 2025; Lin et al., 2020). These studies generally employ different performance indicators and evaluation thresholds (Li et al., 2023), resulting in a lack of consensus on how takeover performance should be measured. For example, Eriksson and Stanton (2017a) employed the standard deviation of the steering wheel angle to indicate drivers' workload and used the mean absolute lateral position to assess drivers' lane-keeping accuracy. Alrefaie, Summerskill and Jackson (2019) quantified the quality of takeovers based on the mean percentage change of vehicles' speed and heading angle during the takeover process. These two examples show that there are multiple measures of takeover performance yet a well-accepted criterion for measuring takeover performance is missing (Cao, Zhou, Pulver, Molnar, Robert, Tilbury and Yang, 2021). This issue brings about a lack of comparability in research related to takeovers, which can introduce biases in quantitative studies of takeover performance and can even lead to opposite conclusions. As exemplified in Section 4.1, we find that different time budgets are suggested for similar takeover time. We suspect that this is because the related studies aim to improve different aspects of takeover performance, such as safety (Gold et al., 2013) and efficiency (Clark and Feng, 2017). Different measures of takeover performance are adopted across studies, which accordingly leads to varied evaluation results that are used to suggest sufficient time budgets. This case shows that the lack of a well-accepted measure of takeover performance poses a challenge to determining sufficient time budgets. To address this issue, it is essential to improve the clarity on the suitability of evaluation criteria for takeover performance and explore how to validly measure takeover performance.

A valid measure of takeover performance requires a systematic overview of performance indicators so that researchers can compare the pros and cons of these indicators and then develop standard measures of takeover performance (Li et al., 2023). To provide such an overview, we synthesize the studies of takeover performance and extract the related performance indicators via the combined approach of umbrella review and systematic review. Specifically, an initial indicator set of takeover performance is constructed by an umbrella review on four review papers, i.e., McDonald et al. (2019), Cao et al. (2021), Weaver and DeLucia (2022), and Chen, Zhao, Chen, Li, Li and Wang (2025). Additional indicators from other involved literature (such as Gold, Körber, Lechner and Bengler (2016), Beggiato, Hartwich and Krems (2018), and Huang et al. (2024)) are also included to complement the indicator set. The applied indicator extraction process is shown in Figure 4, where 38 performance indicators are identified.



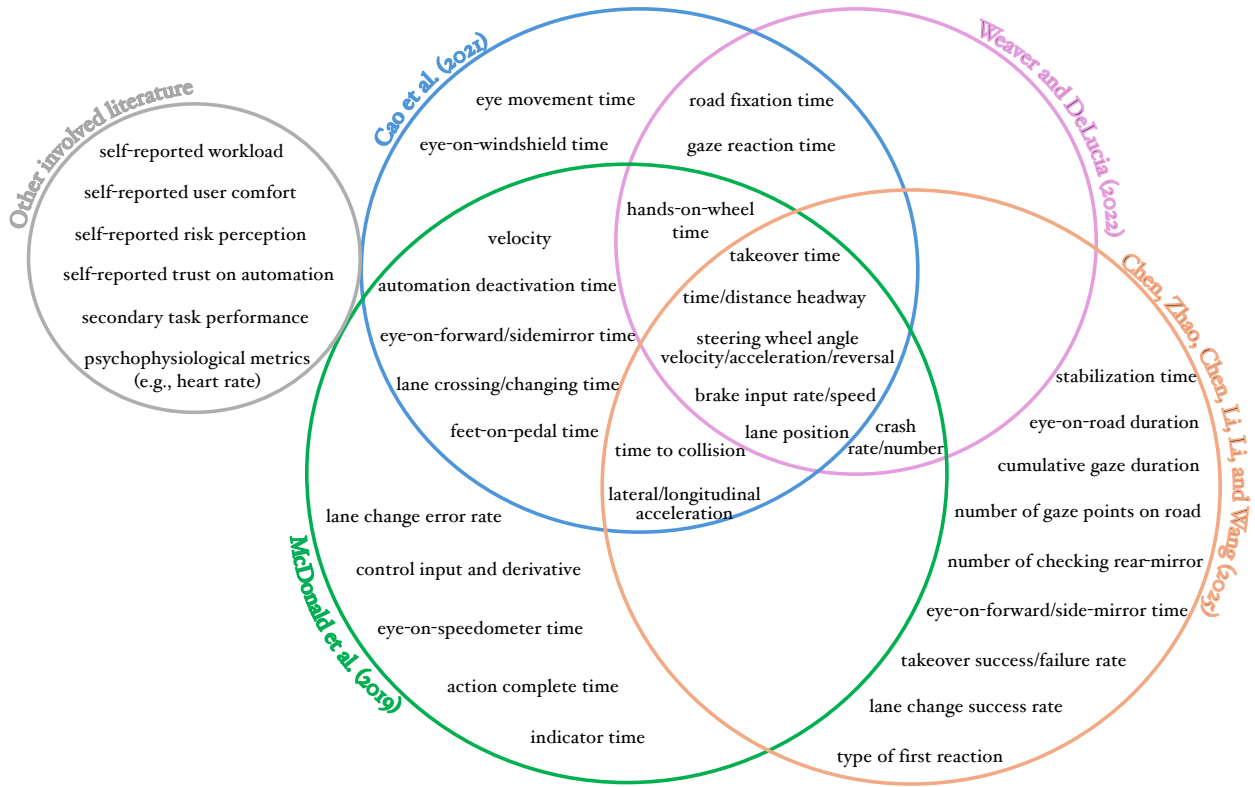


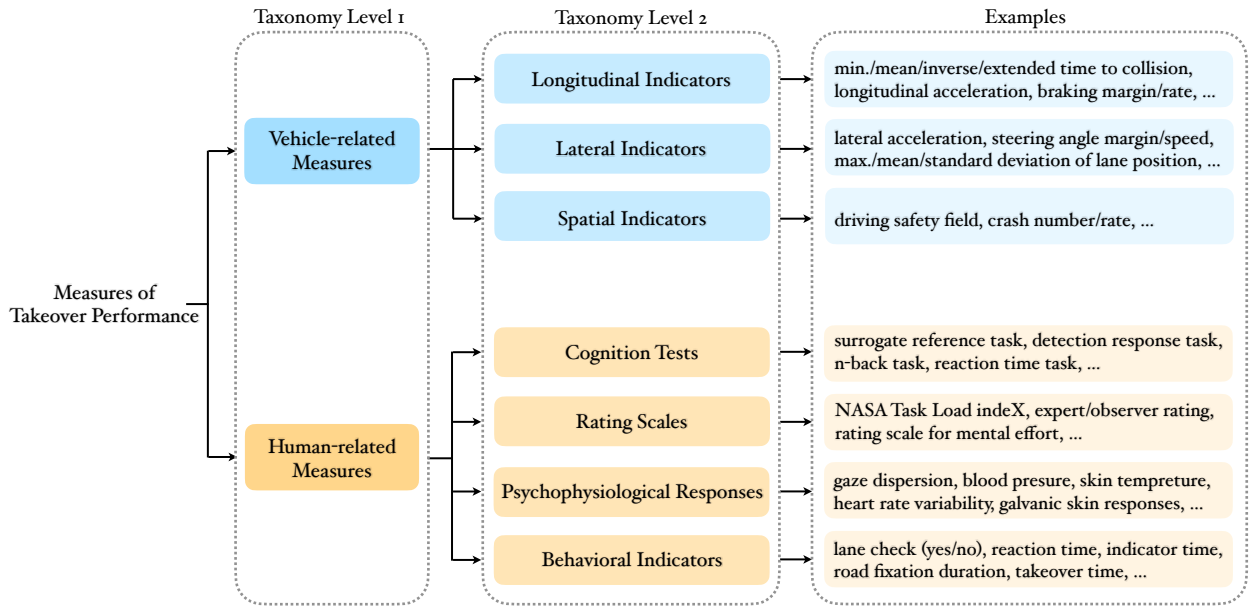
Figure 4: Extraction of takeover performance indicators.

These four review papers cover both vehicle-based metrics (e.g., lateral acceleration) and human-based reaction times (e.g., the time taken to return hands to the steering wheel). However, they place less emphasis on drivers' subjective experiences (such as workload and user comfort), which are primarily drawn from other involved literature to supplement the performance indicator set. These experiential factors are crucial for driver acceptance of automated vehicles and ultimately influence users' willingness to adopt the technology. This phenomenon implies an imbalance in how objective and subjective performance measures are being considered in the literature, as some studies focus on driver experience (Li et al., 2023, 2021a), while others emphasize vehicle performance (Lu, He, van Lint, Tu, Happee and Wang, 2021; Li et al., 2018; Happee et al., 2017), leading to a fragmented view of what constitutes successful takeover performance. This disparity can bias the direction of studies that use takeover performance as an optimization goal. For instance, Gold et al. (2016) considered a long minimum Time To Collision (TTC) as a marker of high-quality takeover performance—a valid metric from a vehicle-centric perspective, as it reflects a lower risk of collision. However, Radlmayr, Ratter, Feldhütter, Körber, Prasch, Schmidtler, Yang and Bengler (2018) argued that achieving a longer minimum TTC often involves abrupt braking, which can result in an unnatural and uncomfortable experience for the driver. Such discomfort may undermine trust in the automation and reduce long-term acceptance (Ma and Zhang, 2021). Therefore, using minimum TTC as a standalone indicator may be insufficient or even misleading from a human-centered perspective. Therefore, it is important to develop integrated performance measures that capture both the human perspective and the vehicle perspective to optimize the safety and comfort of takeovers.

Considering the diversity of the extracted performance indicators, it is essential to categorize these indicators to provide an overview of the different branches of takeover performance. This can help to improve the comparability of related studies and facilitate the development of standard measures of takeover performance.

## 5.2. Taxonomy of takeover performance indicators

A variety of performance measures has been used in studies of takeovers (Alrefaie et al., 2019; Eriksson and Stanton, 2017a), while a standardized and agreed-upon criterion for measuring takeover performance is still missing in the literature (Li et al., 2023). This makes it difficult to consolidate the results across studies of takeovers and



**Figure 5:** Taxonomy of takeover performance measures.

draw consistent conclusions. In this case, it is necessary to provide a taxonomy of the existing measures of takeover performance, which can help to clarify the suitability of the evaluation criteria and guide the development of new measures of takeover performance.

This review proposes a taxonomy to categorize measures of takeover performance as shown in Figure 5. Given that takeover is an interaction between vehicles and humans, we divide the measures of takeover performance into two categories - vehicle-related measures and human-related measures. Specifically, vehicle-related measures are based on driving parameters, such as lateral acceleration (McDonald et al., 2019). And human-related measures are based on individual behaviors and subjective feedback, such as heart rate variability (Hecht, Feldhütter, Radlmayr, Nakano, Miki, Henle and Bengler, 2018). These two categories are not contradictions but complement each other, and the indicators within each category are further classified below:

(i) In terms of vehicle-related measures, Cao et al. (2021) proposed a framework for categorizing these metrics into time and quality dimensions through a literature review of takeover performance. While this framework offers useful insights, some metrics may span both categories, making their classification less straightforward. For instance, Time to Collision (TTC) is typically defined as the time remaining before the ego vehicle would collide with an obstacle ahead if it maintains its current speed and trajectory (Hayward, 1972), clearly placing it within the time dimension. However, TTC is also often interpreted as a safety indicator—smaller values indicate higher collision risk—highlighting its relevance to takeover quality as well (Wan and Wu, 2018). This example illustrates the potential overlap between dimensions, suggesting that some metrics resist strict categorization. To reduce such ambiguities in classification results, we propose to divide vehicle-related indicators into longitudinal, lateral, and spatial indicators according to their application scope, i.e., the specific dimensions of takeover performance that these indicators measure. Here, spatial indicators refer to the metrics that comprehensively measure the takeover performance from both longitudinal and lateral dimensions, such as the driving safety field (Wang, Wu and Li, 2015). Collision-related metrics are also categorized into spatial indicators as collision is the result of operational failures in both longitudinal and lateral dimensions, i.e., drivers fail to either brake or change lanes in time to avoid crashes. We notice a common trend in previous research that vehicle-related takeover performance is measured by longitudinal and lateral indicators respectively (Lu et al., 2021; Lin et al., 2020). For example, Shahini et al. (2023) utilized minimum TTC and maximum lateral acceleration to indicate the vehicle's longitudinal and lateral performance during takeovers. This may be due to that vehicles' driving behaviors during takeovers can be decoupled into longitudinal and lateral operations (Jin, Lu, Chen, Shi, Tan and Zhai, 2021). But the decoupled measures of takeover performance may not capture the overall safety and quality of takeovers well as they can bring potential biases that arise from focusing only on either the longitudinal

or lateral dimensions of the takeover performance. Hence, we suggest that researchers give more attention to spatial indicators of vehicle-related takeover performance to provide a comprehensive and integrated understanding of the entire takeover process, which is especially crucial in highly complex takeover scenarios (Wang et al., 2015).

(ii) As for human-related indicators, we propose to further divide them into four categories according to the type of data that are collected and analyzed, namely cognition tests, rating scales, psychophysiological responses, and behavioral indicators. Specifically, cognition tests ask drivers to perform specific tasks to measure human mental functions, such as using detection response tasks to measure drivers' workload (Conti-Kufner, 2017). Rating scales assess multiple aspects of takeover performance via questionnaires. Related questions are answered either based on the memories of drivers (i.e., self-rating) (Li et al., 2023), or the observations of other experts (i.e., expert/observer rating) (Jarosch and Bengler, 2019). Psychophysiological responses reflect the psychological activities of drivers via the changes in physiological response, such as heart rate variations (Alrefaie et al., 2019). And behavioral indicators are derived from drivers' takeover behaviors, such as takeover time (Müller, Fernandes-Estrela, Hetfleisch, Zecha and Abendroth, 2021). Note that even though some behavioral indicators are measures based on vehicle-related parameters (such as steering wheel angles), human cognitive activities and the corresponding behaviors are the key determinants of these indicators. Therefore, we categorize such behavioral indicators as part of human-related measures rather than vehicle-related measures. Besides, it is important to distinguish these human-related performance measures from the determinants of driver takeover capability in Section 3.3. While these two categories are both related to human factors, human-related performance measures reflect the outcomes of the takeover process (i.e., how drivers respond and feel during and after takeovers) and determinants of driver capability refer to individual characteristics (e.g., age, experience, fatigue) that influence how drivers perceive, interpret, and act during a takeover. In other words, human-related performance measures evaluate the effects of a takeover on the driver, whereas driver capability determinants represent the preconditions that shape those effects.

Based on the proposed taxonomy in Figure 5, we notice that vehicle-related measures and human-related measures are keyed to different aspects of takeover performance. On one hand, vehicle-related measures generally reflect the safety and quality of takeovers. These measures are based on objective driving parameters, which are called surrogate measures of safety in Lu et al. (2021). For instance, Wan and Wu (2018) used the minimum TTC and lateral acceleration to indicate the quality of post-takeover control. Jin et al. (2021) utilized maximum longitudinal deceleration, maximum lateral acceleration, and standard deviation of lane position as indicators to assess the longitudinal and lateral stability of evasive maneuvers during takeovers. On the other hand, human-related measures reflect drivers' takeover experience and their subjective assessments of takeover performance by tracking the changes in driver states and cognitive constructs. Wu et al. (2019) utilized drivers' eyeblink duration and Karolinska Sleepiness Scale to measure the observed and perceived drowsiness levels during takeovers respectively. Agrawal and Peeta (2021) monitored the changes in drivers' heart rates to track their mental stress during takeovers and they found that these changes have a significant negative effect on the safety and quality of takeover performance. This finding reveals that there is a correlation between the two categories of takeover performance measures, as the changes measured by human-related indicators can impact the performance measured by vehicle-related indicators. Additional support for this finding is a convergence between drivers' physiological changes and the quality of vehicle operations during takeovers, which is reported in Alrefaie et al. (2019). They concluded that drivers' heart rates and pupil diameters can be used to predict the stability of the ego vehicle's speed and heading angle during evasive maneuvers which are important vehicle-related indicators of takeover performance. This further emphasizes that the imbalanced consideration of vehicle-related and human-related measures of takeover performance is a crucial issue that needs to be addressed as the lack of integration between the two perspectives can lead to a distorted and incomplete understanding of the takeover process and its outcomes, which ultimately affects user trust and acceptance of conditionally automated driving (Li et al., 2023; Ma and Zhang, 2021).

We argue that a more balanced measure of takeover performance, that integrates vehicles' objective driving performance and human drivers' subjective experience, is essential for the development and widespread adoption of conditionally automated driving systems. To address this issue, we propose a taxonomy of takeover performance indicators, which includes both vehicle-related indicators and human-related indicators. This taxonomy can provide a comprehensive understanding of the measures of takeover performance, guide the development of standardized performance measures, and then improve the comparability of studies of takeovers.

### 5.3. Comparison of human-related performance measures

When it comes to takeover performance, the objects that are measured by human-related indicators are not as straightforward as those indicated by vehicle-related indicators. Specifically, as shown in Figure 5, vehicle-related

indicators are further categorized into longitudinal, lateral, and spatial indicators according to the objects that they intend to measure, i.e., the specific dimensions of takeover performance. This classification criterion is not applicable to human-related indicators as these indicators have complex causal relationships with human cognitive constructs (Zhang et al., 2019). This is also one of the reasons for dividing human-related indicators of takeover performance according to the data collection methods, as not only a construct can be measured by multiple human-related indicators but a human-related indicator can be used to measure various constructs (Hecht et al., 2018). For example, drivers' heart rate and its variability are psycho-physiological responses that can be used to measure drowsiness (Fujiwara, Abe, Kamata, Nakayama, Suzuki, Yamakawa, Hiraoka, Kano, Sumi, Masuda et al., 2018) and workload (Du et al., 2020a) while the workload can also be evaluated via self-rating questionnaires like NASA-Task Load Index (Yoon and Ji, 2019). Taken the complex relationships between human constructs and human-related indicators of takeover performance, it is essential to clarify the suitability of these indicators and compare their pros and cons collectively. This will help readers to build a comprehensive understanding of human-related measures of takeover performance and identify suitable indicators for different research contexts.

In this section, we synthesize the analysis of various human-related measures of takeover performance based on the review paper of Hecht et al. together with other research articles such as Pakdamanian et al. (2021), Marberger et al. (2018), and Conti-Kufner (2017). We compare the four categories of human-related measures in Figure 5 from five perspectives, namely timeliness, robustness, implementability, intrusiveness, and validity. These perspectives are important properties that need to be considered when selecting of measures of takeover performance in empirical studies and practical applications of conditionally automated driving (Hecht et al., 2018). Specifically, timeliness refers to how quickly these human-related measures can be obtained and processed, which is crucial for real-time evaluations of takeover performance and driver state monitoring (Marberger et al., 2018). Robustness refers to the degree of reliability and consistency that measurements can maintain across different takeover scenarios and environmental conditions, which plays an important role in the usefulness of these human-related measures of takeover performance (Yi, Cao, Song, Zhao, Guo and Li, 2022). Implementability refers to the feasibility of incorporating the equipment for human-related measures into existing driving systems, which needs to be accomplished for measuring takeover performance in practical applications (Feldhütter, Feierle, Kalb and Bengler, 2018). Intrusiveness relates to the degree of distraction and discomfort caused to drivers during the data collection process and should be kept at a low level to ensure that the processing of these human-related performance measures does not interfere with the drivers' driving abilities (Hecht et al., 2018). Finally, validity reflects the accuracy and the effectiveness of using these human-related measures to represent the intended constructs and evaluate the takeover performance in conditionally automated driving (Hecht et al., 2018). These five properties can provide guidance for readers to select appropriate and effective human-related measures of takeover performance in different research contexts. We have therefore carried out a comparative analysis of these properties of four categories of human-related takeover performance measures, as discussed below.

- 1 **Timeliness:** (1) psycho-physiological responses are real-time indicators that can be monitored during the takeover process; (2) observer-rating scales and behavioral indicators can be obtained after specific takeover behaviors are completed; (3) cognition tests and self-rating questionnaires are conducted after the takeover process.
- 2 **Robustness:** (1) cognition tests and self-rating scales are robust to withstand interferences as long as the questions and tasks are well designed; (2) results of observer rating can differ depending on observers; (3) psycho-physiological responses and behavioral indicators are subject to environmental factors, such as lighting conditions.
- 3 **Implementability:** (1) cognition tests and rating scales are easy to implement in a vehicle as they quantify mental constructs by task performances and questionnaires; (2) behavioral indicators require sensors to detect the thresholds of specific actions (e.g., the steering wheel angle and the head pitch angle) to turn on/off the timer; (3) psycho-physiological responses are recorded by sophisticated instruments that can precisely capture the changes of physiological signals.
- 4 **Intrusiveness:** (1) cognition tests, rating scales, and behavioral indicators are generally non-intrusive; (2) psycho-physiological responses are measured by attaching electrodes directly to human skin, such as scalps.
- 5 **Validity:** (1) cognition tests ask drivers to complete specific tasks, which thus brings extra workload to drivers. This property needs to be considered carefully when researchers use cognition tests to measure workload-related

constructs; (2) results of rating scales can deviate from driver perceptions, either by drivers themselves (who lack self-assessment abilities) or observers (who hold personal judgments). These deviations can be reduced by well-designed questionnaires; (3) psycho-physiological responses are proven to be closely related to human mental activities but need further validation through theoretical research; (4) behavioral indicators are derived from physical takeover behaviors, which are surrogate performance indicators based on specific assumptions.

The above comparison provides an overview of five properties of human-related measures of takeover performance. Given that each measure has its pros and cons, we suggest that a hybrid approach that combines indicators from multiple categories can be valid for measuring the takeover performance from the human perspective. This approach provides a comprehensive assessment of human-related takeover performance and can reduce false detection rates by integrating multi-dimensional measurements, which is especially important when adaptive systems rely on potentially imperfect assessments of driver states. This is in line with the conclusions of Hecht et al. (2018) and Lu et al. (2021) as they suggested that a combination of measurements is necessary to capture the full range of driver state and driving performance, especially in complex scenarios. Note that among the four categories of human-related measures in Figure 5, psycho-physiological responses have sophisticated causal relationships with human constructs. These relationships need to be further investigated to provide guidance for selecting proper psycho-physiological indicators and alleviate the disruptions of noisy signals in developing standard measures of takeover performance. To overcome these challenges, further research should focus on creating validated metrics that consistently reflect takeover performance across various driving contexts and on refining measurement techniques for both real-world and simulated driving contexts. Such advancements are essential for harnessing physiological data to improve adaptive human-vehicle interaction strategies.

## 6. Discussion and limitations

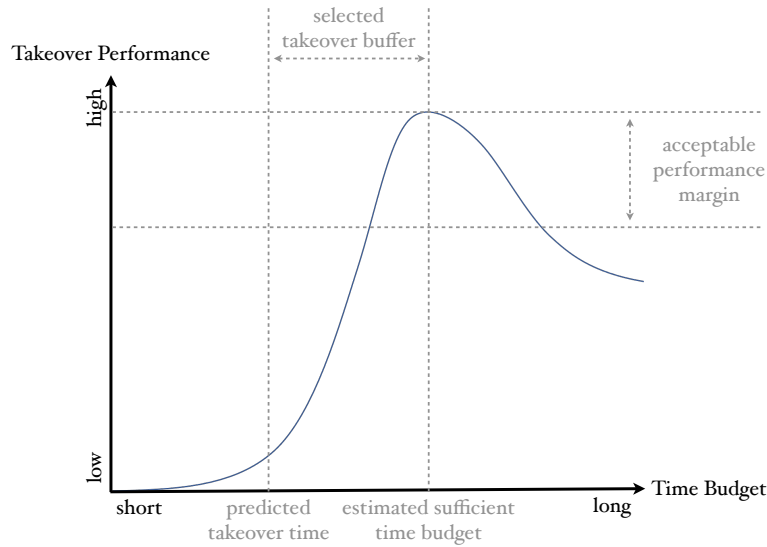
To determine how to find sufficient time budgets for safe and comfortable takeovers, a systematic review has been conducted of existing research on takeover time (Section 3), time budget (Section 4), and takeover performance (Section 5) as the sufficiency of time budgets is subject to the required takeover time and the corresponding takeover performance (Marberger et al., 2018). Based on the analyses and findings of Section 3, 4, and 5, we suggest a potential solution for determining sufficient time budgets. That is, conditionally automated driving systems predict drivers' takeover time before takeovers start, and then find the optimal time budgets according to the quantified relationship between takeover time, time budget, and takeover performance. In this section, we (i) propose a hypothetical relationship between takeover time, time budget, and takeover performance in Section 6.1, (ii) outlines a research agenda for determining sufficient time budgets in Section 6.2, and (iii) discuss limitations of this study in Section 6.3

### 6.1. Hypothetical relationship between takeover time, time budget, and takeover performance

Time budgets are dynamically adjusted to satisfy the demands of varied takeover times in research on adaptive time budgets (Li et al., 2021b; Marberger et al., 2018), so that such time budgets can be sufficient for human drivers to safely and comfortably take over vehicle control in various scenarios (Shahini et al., 2023; Huang and Pitts, 2022). This indicates that the sufficiency of the time budget is a relative concept of the offered time budget and the needed takeover time, which can be reflected by the corresponding takeover performance (Tanshi and Söffker, 2022). In this case, research on sufficient time budgets requires a clear quantitative relationship between takeover time, time budget, and takeover performance, based on which conditionally automated driving systems can accordingly adjust the time budget for the predicted takeover time to optimize the takeover performance.

We propose a hypothesis about the qualitative relationship between takeover time, time budget, and takeover performance in Figure 6, serving as a starting point for future research on sufficient or adaptive time budgets. The vertical lines are illustrative examples of a predicted takeover time and an estimated sufficient time budget. The inverted U-shaped relationship shown in the figure pertains to this specific takeover time. For any predicted takeover time, a sufficient time budget is determined to achieve the desired performance within the acceptable performance margin, based on the corresponding U-shaped relationship. Note that the takeover performance here embodies not only objective assessments of the safety and quality of takeovers based on driving parameters but also subjective assessments of experiences and feelings from human drivers. As time budget increases, performance initially improves but declines after a certain point due to reduced engagement or frustration (Huang and Pitts, 2022; Skrickij et al., 2020). However, this decline is estimated to eventually level off, reflecting that while overly long time budgets may diminish subjective experience, they still satisfy safety requirements and maintain acceptable objective performance.





**Figure 6:** Hypothesis of the qualitative relationship between takeover time, time budget, and takeover performance.

As shown in Figure 6, when conditionally automated driving systems predict that human drivers need a specific takeover time: (i) if the offered time budget is much shorter than the takeover time, the takeover performance is generally poor because drivers do not have enough time to resume control and return to their normal driving level (Gold et al., 2018). This situation can lead to over-reactions and even collisions in the worst case (Gold et al., 2013); (ii) then with the increase of the time budget, the takeover performance will improve first because drivers have more time to respond and develop situation awareness (Endsley, 2021). Consequently, the safety, quality, and comfort of the takeover process will be enhanced (Yin and Pan, 2020; Wan and Wu, 2018) during which process the time budget gradually exceeds the takeover time; (iii) after the takeover performance rises to a peak, the time budget will become unnecessarily long as it continues to increase. During this process, the safety and quality of the takeover will not be improved significantly due to the limitations of driver takeover capabilities (Wan and Wu, 2018; Huang and Pitts, 2022). On the contrary, the overall takeover performance will gradually drop, as the takeover process becomes inefficient which can harm drivers' takeover experience (Zhang et al., 2019; Gold et al., 2013). Considering the safety and quality of takeover are maintained at a high level, the takeover performance declines at a moderate rate after the peak.

While this roughly inverted U-shaped relationship has been acknowledged in several studies, Figure 7 provides new insights from the following three aspects:

- 1 **Highlights the role of the takeover buffer:** We emphasize the essential role of the takeover buffer in the interplay between takeover time, time budget, and takeover performance. For a predicted takeover time within a specific context, selecting an appropriate takeover buffer is crucial to defining a time budget that is estimated to be sufficient to achieve the desired takeover performance. Therefore, the selection of a takeover buffer is fundamental to ensuring that the time budget adequately supports the takeover task.
- 2 **Proposes an acceptable performance margin:** Rather than focusing solely on the peak point where performance may decline with an extended time budget, we suggest that research explore establishing an acceptable margin for takeover performance that a substantial portion of drivers can reliably achieve. This approach ensures that any reduction in takeover performance due to a prolonged time budget remains within an acceptable threshold. Within this margin, time budgets can be adjusted to optimize user experience without compromising essential performance standards.
- 3 **Extends to a three-dimensional relationship model:** We propose that the relationship between time budget and takeover performance may shift with varying takeover times. Based on suggested time budgets and takeover times (see Table 2), we find that drivers tend to prefer longer buffers as their takeover time increases. This may occur because longer takeover times often accompany more complex tasks, which demand additional buffers for a safe and effective takeover. Consequently, peak takeover performance and the curve's shape may adjust



with different takeover times. Zhang et al. (2019) supported this view, noting that drivers take longer to resume control when provided with more time. This two-dimensional model of time budget and takeover performance can be expanded to three dimensions by incorporating takeover time. Additional research is necessary to further test and quantify this model for safe and comfortable takeovers.

These considerations contribute to a more refined understanding of the relationship between takeover time, time budget, and takeover performance, outlining how adaptive time budgets can be tailored to diverse driving scenarios.

Besides, such a relationship between takeover time, time budget, and takeover performance is not universal. For example, drivers adapt their takeover behaviors as they are getting used to interacting with automated driving systems (Stimm et al., 2019). Accordingly, the required takeover time and the preferred time budget that leads to the optimal takeover performance may vary depending on drivers' takeover behaviors and preferences, even in an identical takeover scenario. This implies that the relationship between takeover time, time budget, and takeover performance should also be updated over time to align with drivers' adapted takeover behaviors and preferences of time budgets. Such a relationship can also facilitate future research on developing flexible, context-sensitive, and personalized takeovers.

## 6.2. Research agenda

Based on the findings of Section 3, 4, and 5, we propose six possibilities from three aspects for further extension work to advance the knowledge and understanding in the determination of sufficient time budgets in conditionally automated driving, as discussed below.

### **In terms of the determinants of takeover time,**

- 1 this systematic review adopts the Task-Capability Interface (TCI) model to categorize the determinants of takeover time. The assumption is that human drivers make their decisions to maintain a relatively stable mental workload, based on the perceived takeover demand and the perceived driver capability (Endsley, 2021; Van Lint and Calvert, 2018). But to our knowledge, the TCI model has not been thoroughly investigated in the context of takeover research. Therefore, the validity of using the TCI model to interpret drivers' takeover behaviors and the corresponding takeover time needs further investigation.
- 2 cognitive constructs (such as situation awareness) are mainly studied by empirical analysis at a higher abstraction level (Fernandez, Sanchez, Velez and Moreno, 2017). That means experiments reveal the correlations between specific cognitive constructs and takeover time while the interplay of these constructs has not yet been fully explored. In this review, we try to partially capture the relationships among these constructs based on the TCI model, situation model, and attention mechanism. Closer examinations of human cognition theories are desirable to reveal and validate the interplay of cognitive constructs and the influence mechanisms underlying drivers' takeover behaviors.

### **In terms of the determination strategies of time budget,**

- 3 considering the intra-heterogeneity of driver behaviors, drivers' behavioral adaptations and self-regulations can use more attention in the research of sufficient time budgets. Such adaptations and self-regulation are in line with the TCI theory because they can be regarded as compensation behaviors for maintaining the preferred safety margin. That means the takeover time that drivers need and their preferences of takeover buffer can change over time and space, which accordingly affects sufficient time budgets. Research on how to iterate the determination strategies of time budgets is necessary to maintain the high quality of takeovers, which requires to monitor driver states and track takeover performance.
- 4 considering the inter-heterogeneity of driver behaviors, personalizing time budget strategies can be a lever to optimize human drivers' takeover experience as drivers with different driving styles, backgrounds, and ages can be catered for without discrimination. This needs further investigation on diverse interactions between human cognition and conditionally automated driving. How to customize explainable human-vehicle interaction models for individual drivers and take advantage of them to personalize the time budget strategy is an open challenge. Explorations can start with the adaptive time budget strategy.

### **In terms of measures of takeover performance,**

- 5 research on how to combine multiple perspectives of takeover performance is needed. Particularly, in-depth exploration is expected to bridge the vehicle perspective (objective assessments) and the human perspective (subjective assessments) of takeover performance. This is a potential reason that a standardized or well-accepted measure for takeover performance is still missing. An avenue lies in introducing fuzzy theories or probability methods in designing such a multi-perspective measure of takeover performance.
- 6 takeover performance is generally measured on the microscopic level with a focus on the driving performance of the ego vehicle and the personal experience of its driver. Little is known about how the safety and quality of takeovers will influence the general traffic flow at the mesoscopic or macroscopic level. Research in this direction can help to examine the optimization of takeovers from a holistic perspective and provide insights into the overall traffic planning in the context of conditionally automated driving, which is important for policymakers.

This research agenda provides a potential direction for future studies on determination strategies of sufficient time budgets in conditionally automated driving. Through a systematic review of the literature on takeover time, time budget, and takeover performance, six research gaps have been identified. Further investigations aligned with this research agenda are expected to improve the safety and comfort of takeover maneuvers. This will contribute to the advancement of human-vehicle interactions and the optimization of the design of conditionally automated driving systems.

### 6.3. Limitations

Due to the limitation of time scope, databases, and search queries in Section 2, not all studies of takeover time, time budget, and takeover performance are included. Also, new materials will be supplemented all the time, so the investigation can be endless. But considering the significant account of the literature included, we think this systematic review is reliable and reaches relatively robust conclusions at least for the foreseeable future. The proposed frameworks of takeover time determinants and takeover performance measures can also be updated and expanded as related research progresses and new insights emerge, especially when more evidence of human cognitive interactions with conditionally automated driving is found.

Given the complex interplay of multiple influencing factors, designing sufficient time budgets through a comprehensive set of deterministic rules presents significant challenges. Similar to how the design of auditory alerts requires balancing factors like frequency, pulse rate, and loudness to convey an appropriate sense of urgency, our approach to determining sufficient time budgets considers the interdependence of various determinants. Consequently, we propose a flexible, adaptable framework that can be tailored to diverse and context-specific takeover scenarios. Specifically, we define a sufficient time budget as the predicted takeover time combined with an appropriate takeover buffer. This flexibility in adjusting the takeover buffer allows for a balanced approach that supports safe and effective driver responses across a range of conditions, avoiding the limitations of rigid, one-size-fits-all rules.

Moreover, the maximum limit of sufficient time budgets discussed in this review is subject to the abilities of automated driving systems to detect system boundaries. For instance, if a 7-second time budget is provided at a speed of 120 km/h, the conditionally automated driving systems would need to successfully detect the dangers that are at least 233m ahead. While the requirements for detecting system boundaries in this given relative speed and distance situation can already be met by current sensing technologies (Martí, De Miguel, García and Pérez, 2019), the discussion of longer time budgets may necessitate further developments in sensing technology. Similarly, communication with other vehicles (V2V) and intelligent infrastructure (V2I) can also facilitate early initiations of takeover requests as other vehicles and infrastructures can send traffic information to the conditionally automated driving system even when the ego vehicle is at a distance. For example, manufacturers like General Motors and Ford have already begun integrating V2V systems into their vehicles, facilitating real-time exchange of critical safety information. Research by Kim, Liu, Ang, Frazzoli and Rus (2015) shows that cooperative perception can extend the perception range up to the boundary of connected vehicles, enabling proactive decision-making and planning in automated driving. Therefore, we argue that advancements in sensing and detection technologies, along with V2V and V2I communications, can enhance the situational awareness ability and operational flexibility of automated driving systems, thus expanding the scope of available time budgets and allowing further discussion of sufficient time budgets based on situational demands.

Other limitations of this review come from the common constraints in the involved literature. For internal validity, an unavoidable threat is participants get more and more familiar with the conditionally automated driving systems during experiment processes. Such habituation should be considered when drawing conclusions. As for external validity, most of the involved research in the reviewed papers is performed based on driving simulator experiments, which can limit their accuracy in replicating actual driving behaviors. Such impacts are mitigated in this review by

mainly focusing on the temporal factors (such as takeover time and time budget) but the impacts still exist. Also, the findings of the reviewed research papers may not extrapolate well to a larger population as often sample sizes of these papers are relatively small (less than 200). But considering we synthesize the results of considerable experiments, the cumulative number of participants virtually increases the population validity as a whole.

## 7. Conclusions

Despite the acknowledgment of time budgets as a crucial factor, research specifically focused on determining what constitutes a sufficient time budget remains limited. Studies have concentrated on minimizing takeover time, often overlooking the complexities of achieving a balance between timely control transitions and effective performance. This gap in the literature prompts a fundamental question: How can sufficient time budgets be established for safe and comfortable vehicle control transitions across various drivers and scenarios? To answer this open question, this study considers the takeover process as an integrated sequence where takeover time serves as the lower limit of sufficient time budgets and takeover performance is the consequence of the supplied time budgets. We systematically examine the research on the takeover time, time budget, and takeover performance in conditionally automated driving.

**Takeover Time:** we (i) find that drivers' takeover time varies significantly due to its complex causal relationships with numerous determinants, (ii) synthesize the correlations between takeover time and its determinant, and (iii) propose a taxonomy to structure these determinants based on the task-capability interface model (Fuller, 2011) and partially capture the interplay of cognition determinants based on the attention mechanism (Wickens and Carswell, 2021) and situation model (Endsley, 2021), providing theoretical guidance for selecting predictors of takeover time.

**Time Budget:** we (i) define the takeover buffer as the interval left within the time budget after subtracting the takeover time, which can advance the understanding of the relationship between takeover time and time budget, and (ii) find that the fixed time budget is sub-optimal in meeting various takeover demands compared with the adaptive time budget and point out several opportunities for research on adaptive time budget.

**Takeover Performance:** we (i) find the imbalance of indicators between vehicle perspective and human perspective in measuring takeover performance, which can steer the studies that consider takeover performance as optimization goals toward skewed directions, (ii) propose a taxonomy to structure these performance measures, which helps to clarify the suitability of the evaluation criteria and guide the development of standard measures of takeover performance, and (iii) compare human-related measures of takeover performance, which helps to build a comprehensive understanding of human-related measures and identify suitable indicators for different research contexts.

Based on these findings, we propose a hypothesis on the relationship between takeover time, time budget, and takeover performance. Rather than prescribing fixed time budget values, we establish a flexible and adaptable framework that estimates sufficient time budgets by combining the predicted takeover time with an appropriate takeover buffer to achieve desired performance outcomes. Thus, our contribution lies not in a precise calculation but in providing a structured method adaptable to a variety of contexts, offering a foundation for future research on adaptive time budgets for safe and comfortable takeovers. We also propose a research agenda for determining sufficient time budgets following adaptive time budget strategies, which covers determinants of takeover time, the determination strategies of time budget, and measures of takeover performance.

In summary, this systematic review investigates the sufficiency of the time budget by examining its determinant (takeover time) and the corresponding result (takeover performance) together. The proposed frameworks of takeover time determinants and takeover performance measures as well as the discussion about adaptive time budgets provide a promising research avenue for research on optimizing human-vehicle interactions. This will contribute to the safety and comfort of takeovers and stimulate widespread human trust and acceptance of conditionally automated driving.

## CRedit authorship contribution statement

**Kexin Liang:** Conceptualization, Methodology, Data curation, Formal analysis, Visualization, Writing - original draft. **Simeon C. Calvert:** Conceptualization, Supervision, Writing - review & editing. **J.W.C. van Lint:** Conceptualization, Supervision, Writing - review & editing.

## Declaration of Competing Interest

The authors declare that they have no known competing financial interests or personal relationships that could have appeared to influence the work reported in this paper.

## Declaration of Generative AI and AI-assisted technologies in the writing process

During the preparation of this work the authors used ChatGPT to improve language and readability. After using this tool, the authors reviewed and edited the content as needed and take full responsibility for the publication content.

## Acknowledgement

This work was funded by China Scholarship Council. Besides, we thank Professor Bert van Wee for generously sharing his experiences and insights with us.

## References

- Agrawal, S., Peeta, S., 2021. Evaluating the impacts of situational awareness and mental stress on takeover performance under conditional automation. *Transportation research part F: traffic psychology and behaviour* 83, 210–225.
- Alambeigi, H., McDonald, A.D., 2023. A bayesian regression analysis of the effects of alert presence and scenario criticality on automated vehicle takeover performance. *Human factors* 65, 288–305.
- Alrefaie, M.T., Summerskill, S., Jackson, T.W., 2019. In a heart beat: Using driver's physiological changes to determine the quality of a takeover in highly automated vehicles. *Accident Analysis & Prevention* 131, 180–190.
- Atkinson, R.C., Shiffrin, R.M., 1968. Human memory: A proposed system and its control processes, in: *Psychology of learning and motivation*. Elsevier. volume 2, pp. 89–195.
- Ayoub, J., Du, N., Yang, X.J., Zhou, F., 2022. Predicting driver takeover time in conditionally automated driving. *IEEE Transactions on Intelligent Transportation Systems* 23, 9580–9589.
- Beggiato, M., Hartwich, F., Krems, J., 2018. Using smartbands, pupillometry and body motion to detect discomfort in automated driving. *Frontiers in human neuroscience* 12, 338.
- Calvert, S., Johnsen, S., George, A., 2024. Designing automated vehicle and traffic systems towards meaningful human control, in: *Research Handbook on Meaningful Human Control of Artificial Intelligence Systems*. Edward Elgar Publishing, pp. 162–187.
- Calvert, S.C., Schakel, W.J., van Lint, J., 2020. A generic multi-scale framework for microscopic traffic simulation part ii—anticipation reliance as compensation mechanism for potential task overload. *Transportation Research Part B: Methodological* 140, 42–63.
- Cao, Y., Zhou, F., Pulver, E.M., Molnar, L.J., Robert, L.P., Tilbury, D.M., Yang, X.J., 2021. Towards standardized metrics for measuring takeover performance in conditionally automated driving: A systematic review, in: *Proceedings of the Human Factors and Ergonomics Society Annual Meeting*, SAGE Publications Sage CA: Los Angeles, CA. pp. 1065–1069.
- Chen, F., Lu, G., Lin, Q., Zhai, J., Tan, H., 2021. Are novice drivers competent to take over control from level 3 automated vehicles? a comparative study with experienced drivers. *Transportation research part F: traffic psychology and behaviour* 81, 65–81.
- Chen, H., Zhao, X., Chen, C., Li, Z., Li, H., Wang, Q., 2025. A systematic review on test performance of the driver takeover process in automated driving. *Accident Analysis & Prevention* 215, 108012.
- Chen, H., Zhao, X., Li, H., Gong, J., Fu, Q., 2024. Predicting driver's takeover time based on individual characteristics, external environment, and situation awareness. *Accident Analysis & Prevention* 203, 107601.
- Choi, D., Sato, T., Ando, T., Abe, T., Akamatsu, M., Kitazaki, S., 2020. Effects of cognitive and visual loads on driving performance after take-over request (tor) in automated driving. *Applied Ergonomics* 85, 103074.
- Clark, H., Feng, J., 2017. Age differences in the takeover of vehicle control and engagement in non-driving-related activities in simulated driving with conditional automation. *Accident Analysis & Prevention* 106, 468–479.
- Conti-Kufner, A.S., 2017. Measuring cognitive task load: An evaluation of the Detection Response Task and its implications for driver distraction assessment. Ph.D. thesis. Technische Universität München.
- De Winter, J.C., Happee, R., Martens, M.H., Stanton, N.A., 2014. Effects of adaptive cruise control and highly automated driving on workload and situation awareness: A review of the empirical evidence. *Transportation research part F: traffic psychology and behaviour* 27, 196–217.
- Delmas, M., Camps, V., Lemerrier, C., 2022. Effects of environmental, vehicle and human factors on comfort in partially automated driving: A scenario-based study. *Transportation research part F: traffic psychology and behaviour* 86, 392–401.
- Dogan, D., Acarman, T., 2025. Assessment of driver situation for control authority transition from conditionally automated vehicles using chassis and galvanic skin response sensors. *Procedia Computer Science* 252, 684–691.
- Dogan, E., Rahal, M.C., Deborne, R., Delhomme, P., Kemeny, A., Perrin, J., 2017. Transition of control in a partially automated vehicle: Effects of anticipation and non-driving-related task involvement. *Transportation research part F: traffic psychology and behaviour* 46, 205–215.
- Dogan, E., Yousfi, E., Bellet, T., Tijus, C., Guillaume, A., 2021. Manual takeover after highly automated driving: Influence of budget time and lane change assist on takeover performance, in: *European Conference on Cognitive Ergonomics 2021*, pp. 1–6.
- Doubek, F., Loosveld, E., Happee, R., De Winter, J., 2020. Takeover quality: assessing the effects of time budget and traffic density with the help of a trajectory-planning method. *Journal of advanced transportation* 2020.
- Du, N., Yang, X.J., Zhou, F., 2020a. Psychophysiological responses to takeover requests in conditionally automated driving. *Accident Analysis & Prevention* 148, 105804.
- Du, N., Zhou, F., Pulver, E.M., Tilbury, D.M., Robert, L.P., Pradhan, A.K., Yang, X.J., 2020b. Examining the effects of emotional valence and arousal on takeover performance in conditionally automated driving. *Transportation research part C: emerging technologies* 112, 78–87.
- Du, N., Zhou, F., Pulver, E.M., Tilbury, D.M., Robert, L.P., Pradhan, A.K., Yang, X.J., 2020c. Predicting driver takeover performance in conditionally automated driving. *Accident Analysis & Prevention* 148, 105748.
- Endsley, M.R., 1995. Toward a theory of situation awareness in dynamic systems. *Human factors* 37, 32–64.

# Towards Safe and Comfortable Vehicle Control Transitions: A Systematic Review of Takeover Time, Time Budget, and Takeover Performance

- Endsley, M.R., 2021. Situation awareness. *Handbook of human factors and ergonomics*, 434–455.
- Eriksson, A., Stanton, N.A., 2017a. Driving performance after self-regulated control transitions in highly automated vehicles. *Human factors* 59, 1233–1248.
- Eriksson, A., Stanton, N.A., 2017b. Takeover time in highly automated vehicles: noncritical transitions to and from manual control. *Human factors* 59, 689–705.
- Favarò, F.M., Eurich, S.O., Rizvi, S.S., 2019. “human” problems in semi-autonomous vehicles: Understanding drivers’ reactions to off-nominal scenarios. *International Journal of Human–Computer Interaction* 35, 956–971.
- Feldhütter, A., Feierle, A., Kalb, L., Bengler, K., 2018. A new approach for a real-time non-invasive fatigue assessment system for automated driving, in: *Proceedings of the Human Factors and Ergonomics Society Annual Meeting*, SAGE Publications Sage CA: Los Angeles, CA. pp. 1669–1673.
- Fernandez, F., Sanchez, A., Velez, J.F., Moreno, B., 2017. A cognitive architecture framework for critical situation awareness systems, in: *Natural and Artificial Computation for Biomedicine and Neuroscience: International Work-Conference on the Interplay Between Natural and Artificial Computation, IWINAC 2017*, Corunna, Spain, June 19–23, 2017, *Proceedings, Part I*, Springer. pp. 53–62.
- Fujiwara, K., Abe, E., Kamata, K., Nakayama, C., Suzuki, Y., Yamakawa, T., Hiraoka, T., Kano, M., Sumi, Y., Masuda, F., et al., 2018. Heart rate variability-based driver drowsiness detection and its validation with eeg. *IEEE Transactions on Biomedical Engineering* 66, 1769–1778.
- Fuller, R., 2011. Driver control theory: From task difficulty homeostasis to risk allostasis, in: *Handbook of traffic psychology*. Elsevier, pp. 13–26.
- Gold, C., Damböck, D., Lorenz, L., Bengler, K., 2013. “take over!” how long does it take to get the driver back into the loop?, in: *Proceedings of the human factors and ergonomics society annual meeting*, Sage Publications Sage CA: Los Angeles, CA. pp. 1938–1942.
- Gold, C., Happee, R., Bengler, K., 2018. Modeling take-over performance in level 3 conditionally automated vehicles. *Accident Analysis & Prevention* 116, 3–13.
- Gold, C., Körber, M., Lechner, D., Bengler, K., 2016. Taking over control from highly automated vehicles in complex traffic situations: the role of traffic density. *Human factors* 58, 642–652.
- Happee, R., Gold, C., Radlmayr, J., Hergeth, S., Bengler, K., 2017. Take-over performance in evasive manoeuvres. *Accident Analysis & Prevention* 106, 211–222.
- Hayward, J.C., 1972. Near miss determination through use of a scale of danger.
- Hecht, T., Feldhütter, A., Radlmayr, J., Nakano, Y., Miki, Y., Henle, C., Bengler, K., 2018. A review of driver state monitoring systems in the context of automated driving, in: *Congress of the International Ergonomics Association*, Springer. pp. 398–408.
- Hu, W., Zhang, T., Zhang, Y., Chan, A.H.S., 2024. Non-driving-related tasks and drivers’ takeover time: A meta-analysis. *Transportation research part F: traffic psychology and behaviour* 103, 623–637.
- Huang, G., Pitts, B.J., 2022. Takeover requests for automated driving: the effects of signal direction, lead time, and modality on takeover performance. *Accident Analysis & Prevention* 165, 106534.
- Huang, W.C., Fan, L.H., Han, Z.J., Niu, Y.F., 2024. Enhancing safety in conditionally automated driving: Can more takeover request visual information make a difference in hazard scenarios with varied hazard visibility? *Accident Analysis & Prevention* 205, 107687.
- Hungund, A.P., Pradhan, A.K., 2023. Impact of non-driving related tasks while operating automated driving systems (ads): A systematic review. *Accident Analysis & Prevention* 188, 107076.
- Hwang, J., Choi, W., Kim, A., 2025. Effects of in-vehicle auditory interactions on takeover performance in sae l2 semi-automated vehicles. *International Journal of Human-Computer Studies* 196, 103401.
- ISO 21959:2020, 2020. Road vehicles - Human performance and state in the context of automated driving. Standard ISO/TR 21959:2020. International Organization for Standardization. Geneva, CH.
- Jarosch, O., Bellem, H., Bengler, K., 2019. Effects of task-induced fatigue in prolonged conditional automated driving. *Human factors* 61, 1186–1199.
- Jarosch, O., Bengler, K., 2019. Rating of take-over performance in conditionally automated driving using an expert-rating system, in: *Advances in Human Aspects of Transportation: Proceedings of the AHFE 2018 International Conference on Human Factors in Transportation*, July 21–25, 2018, Loews Sapphire Falls Resort at Universal Studios, Orlando, Florida, USA 9, Springer. pp. 283–294.
- Jin, M., Lu, G., Chen, F., Shi, X., Tan, H., Zhai, J., 2021. Modeling takeover behavior in level 3 automated driving via a structural equation model: Considering the mediating role of trust. *Accident Analysis & Prevention* 157, 106156.
- Kim, S., van Egmond, R., Happee, R., 2021. Effects of user interfaces on take-over performance: a review of the empirical evidence. *Information* 12, 162.
- Kim, S.W., Liu, W., Ang, M.H., Frazzoli, E., Rus, D., 2015. The impact of cooperative perception on decision making and planning of autonomous vehicles. *IEEE Intelligent Transportation Systems Magazine* 7, 39–50.
- Kim, W., Kim, H.S., Lee, S.J., Yoon, D., 2020. Calculation and validation of driver’s readiness for regaining control from autonomous driving, in: *International Conference on Human-Computer Interaction*, Springer. pp. 367–373.
- Körber, M., Gold, C., Lechner, D., Bengler, K., 2016. The influence of age on the take-over of vehicle control in highly automated driving. *Transportation research part F: traffic psychology and behaviour* 39, 19–32.
- Li, Q., Hou, L., Wang, Z., Wang, W., Zeng, C., Yuan, Q., Cheng, B., 2021a. Drivers’ visual-distraction take-over performance model and its application on adaptive adjustment of time budget. *Accident Analysis & Prevention* 154, 106099.
- Li, Q., Wang, Z., Wang, W., Zeng, C., Li, G., Yuan, Q., Cheng, B., 2021b. An adaptive time budget adjustment strategy based on a take-over performance model for passive fatigue. *IEEE Transactions on Human-Machine Systems*.
- Li, Q., Wang, Z., Wang, W., Zeng, C., Wu, C., Li, G., Heh, J.S., Cheng, B., 2023. A human-centered comprehensive measure of take-over performance based on multiple objective metrics. *IEEE Transactions on Intelligent Transportation Systems*.
- Li, S., Blythe, P., Guo, W., Namdeo, A., 2018. Investigation of older driver’s takeover performance in highly automated vehicles in adverse weather conditions. *IET Intelligent Transport Systems* 12, 1157–1165.

# Towards Safe and Comfortable Vehicle Control Transitions: A Systematic Review of Takeover Time, Time Budget, and Takeover Performance

- Li, S., Blythe, P., Guo, W., Namdeo, A., 2019. Investigating the effects of age and disengagement in driving on driver's takeover control performance in highly automated vehicles. *Transportation planning and technology* 42, 470–497.
- Li, S., Blythe, P., Zhang, Y., Edwards, S., Guo, W., Ji, Y., Goodman, P., Hill, G., Namdeo, A., 2022. Analysing the effect of gender on the human-machine interaction in level 3 automated vehicles. *Scientific Reports* 12, 11645.
- Lin, Q., Li, S., Ma, X., Lu, G., 2020. Understanding take-over performance of high crash risk drivers during conditionally automated driving. *Accident Analysis & Prevention* 143, 105543.
- Liu, Y., Wu, C., Zhang, H., Ding, N., Xiao, Y., Zhang, Q., Tian, K., 2024. Safety evaluation and prediction of takeover performance in automated driving considering drivers' cognitive load: A driving simulator study. *Transportation research part F: traffic psychology and behaviour* 103, 35–52.
- Lu, C., He, X., van Lint, H., Tu, H., Happee, R., Wang, M., 2021. Performance evaluation of surrogate measures of safety with naturalistic driving data. *Accident Analysis & Prevention* 162, 106403.
- Lu, Z., Happee, R., Cabrall, C.D., Kyriakidis, M., de Winter, J.C., 2016. Human factors of transitions in automated driving: A general framework and literature survey. *Transportation research part F: traffic psychology and behaviour* 43, 183–198.
- Ma, Z., Zhang, Y., 2021. Drivers trust, acceptance, and takeover behaviors in fully automated vehicles: Effects of automated driving styles and driver's driving styles. *Accident Analysis & Prevention* 159, 106238.
- Marberger, C., Mielenz, H., Naujoks, F., Radlmayr, J., Bengler, K., Wandtner, B., 2018. Understanding and applying the concept of “driver availability” in automated driving, in: *Advances in Human Aspects of Transportation: Proceedings of the AHFE 2017 International Conference on Human Factors in Transportation*, July 17– 21, 2017, The Westin Bonaventure Hotel, Los Angeles, California, USA 8, Springer. pp. 595–605.
- Markkula, G., Engström, J., Lodin, J., Bärgman, J., Victor, T., 2016. A farewell to brake reaction times? kinematics-dependent brake response in naturalistic rear-end emergencies. *Accident Analysis & Prevention* 95, 209–226.
- Marti, E., De Miguel, M.A., Garcia, F., Perez, J., 2019. A review of sensor technologies for perception in automated driving. *IEEE Intelligent Transportation Systems Magazine* 11, 94–108.
- Martín-Martín, A., Orduna-Malea, E., Thelwall, M., Delgado-López-Cózar, E., 2019. Google scholar, web of science, and scopus: which is best for me? *Impact of Social Sciences Blog*.
- Martinez, K.D., Huang, G., 2022. The effects of tactile display on automated vehicle takeover: a literature review, in: *Proceedings of the Human Factors and Ergonomics Society Annual Meeting*, SAGE Publications Sage CA: Los Angeles, CA. pp. 1305–1309.
- McDonald, A.D., Alambeigi, H., Engström, J., Markkula, G., Vogelplahl, T., Dunne, J., Yuma, N., 2019. Toward computational simulations of behavior during automated driving takeovers: a review of the empirical and modeling literatures. *Human factors* 61, 642–688.
- Melcher, V., Rauh, S., Diederichs, F., Widloirer, H., Bauer, W., 2015. Take-over requests for automated driving. *Procedia Manufacturing* 3, 2867–2873.
- Merat, N., Seppelt, B., Louw, T., Engström, J., Lee, J.D., Johansson, E., Green, C.A., Katzaki, S., Monk, C., Itoh, M., et al., 2019. The “out-of-the-loop” concept in automated driving: proposed definition, measures and implications. *Cognition, Technology & Work* 21, 87–98.
- Miller, J.A., Nikan, S., Zaki, M.H., 2024. Navigating the handover: Reviewing takeover requests in level 3 autonomous vehicles. *IEEE Open Journal of Vehicular Technology*.
- Moher, D., Liberati, A., Tetzlaff, J., Altman, D.G., Group, P., 2009. Preferred reporting items for systematic reviews and meta-analyses: the prisma statement. *PLoS medicine* 6, e1000097.
- Mok, B., Johns, M., Lee, K.J., Miller, D., Sirkin, D., Ive, P., Ju, W., 2015. Emergency, automation off: Unstructured transition timing for distracted drivers of automated vehicles, in: *2015 IEEE 18th international conference on intelligent transportation systems*, IEEE. pp. 2458–2464.
- Müller, A.L., Fernandes-Estrela, N., Hettfleisch, R., Zecha, L., Abendroth, B., 2021. Effects of non-driving related tasks on mental workload and take-over times during conditional automated driving. *European transport research review* 13, 1–15.
- Oh, H., Yun, Y., Myung, R., 2024. Driver behavior and mental workload for takeover safety in automated driving: Act-r prediction modeling approach. *Traffic injury prevention* 25, 381–389.
- Oviedo-Trespalacios, O., Truelove, V., Watson, B., Hinton, J.A., 2019. The impact of road advertising signs on driver behaviour and implications for road safety: A critical systematic review. *Transportation research part A: policy and practice* 122, 85–98.
- Pakdamanian, E., Sheng, S., Bae, S., Heo, S., Kraus, S., Feng, L., 2021. Deeptake: Prediction of driver takeover behavior using multimodal data, in: *Proceedings of the 2021 CHI Conference on Human Factors in Computing Systems*, pp. 1–14.
- Parasuraman, R., Manzey, D.H., 2010. Complacency and bias in human use of automation: An attentional integration. *Human factors* 52, 381–410.
- Parasuraman, R., Riley, V., 1997. Humans and automation: Use, misuse, disuse, abuse. *Human factors* 39, 230–253.
- Pipkorn, L., Tivesten, E., Dozza, M., 2022. It's about time! earlier take-over requests in automated driving enable safer responses to conflicts. *Transportation research part F: traffic psychology and behaviour* 86, 196–209.
- Radlmayr, J., Ratter, M., Feldhütter, A., Körber, M., Prasch, L., Schmidler, J., Yang, Y., Bengler, K., 2018. Take-overs in level 3 automated driving—proposal of the take-over performance score (tops), in: *Congress of the International Ergonomics Association*, Springer. pp. 436–446.
- Rangesh, A., Deo, N., Greer, R., Gunaratne, P., Trivedi, M.M., 2021. Autonomous vehicles that alert humans to take-over controls: Modeling with real-world data, in: *2021 IEEE International Intelligent Transportation Systems Conference (ITSC)*, IEEE. pp. 231–236.
- Roche, F., Somieski, A., Brandenburg, S., 2019. Behavioral changes to repeated takeovers in highly automated driving: effects of the takeover-request design and the nondriving-related task modality. *Human factors* 61, 839–849.
- Ruscio, D., Bos, A.J., Ciceri, M.R., 2017. Distraction or cognitive overload? using modulations of the autonomic nervous system to discriminate the possible negative effects of advanced assistance system. *Accident Analysis & Prevention* 103, 105–111.
- Rydström, A., Mullaart, M.S., Novakazi, F., Johansson, M., Eriksson, A., 2022. Drivers' performance in non-critical take-overs from an automated driving system—an on-road study. *Human factors*, 00187208211053460.
- SAE, et al., 2021. (r) taxonomy and definitions for terms related to driving automation systems for on-road motor vehicles. SAE International: Warrendale, PA, USA.



## Towards Safe and Comfortable Vehicle Control Transitions: A Systematic Review of Takeover Time, Time Budget, and Takeover Performance

- Seet, M., Dragomir, A., Harvy, J., Thakor, N.V., Bezerianos, A., 2022. Objective assessment of trait attentional control predicts driver response to emergency failures of vehicular automation. *Accident Analysis & Prevention* 168, 106588.
- Shahini, F., Park, J., Welch, K., Zahabi, M., 2023. Effects of unreliable automation, non-driving related task, and takeover time budget on drivers' takeover performance and workload. *Ergonomics* 66, 182–197.
- Sharma, A., Ali, Y., Saifuzzaman, M., Zheng, Z., Haque, M.M., 2018. Human factors in modelling mixed traffic of traditional, connected, and automated vehicles, in: *Advances in Human Factors in Simulation and Modeling: Proceedings of the AHFE 2017 International Conference on Human Factors in Simulation and Modeling*, July 17–21, 2017, The Westin Bonaventure Hotel, Los Angeles, California, USA 8, Springer. pp. 262–273.
- Skrickij, V., Šabanovič, E., Žuraulis, V., 2020. Autonomous road vehicles: recent issues and expectations. *IET Intelligent Transport Systems* 14, 471–479.
- Stimm, D., Engeln, A., Schäfer, J., Schmidt, H., 2019. Investigating temporal changes of behavioral adaptation and user experience during highly automated driving, in: *International Conference on Human-Computer Interaction*, Springer. pp. 103–114.
- Tan, X., Zhang, Y., 2022. The effects of takeover request lead time on drivers' situation awareness for manually exiting from freeways: A web-based study on level 3 automated vehicles. *Accident Analysis & Prevention* 168, 106593.
- Tanshi, F., Söffker, D., 2022. Determination of takeover time budget based on analysis of driver behavior. *IEEE Open Journal of Intelligent Transportation Systems* 3, 813–824.
- Van Lint, J., Calvert, S.C., 2018. A generic multi-level framework for microscopic traffic simulation—theory and an example case in modelling driver distraction. *Transportation Research Part B: Methodological* 117, 63–86.
- Wan, J., Wu, C., 2018. The effects of lead time of take-over request and nondriving tasks on taking-over control of automated vehicles. *IEEE Transactions on Human-Machine Systems* 48, 582–591.
- Wang, C., Xu, C., Shao, Y., Zheng, N., Peng, C., Tong, H., Xu, Z., 2025. Identifying factors affecting driver takeover time and crash risk during the automated driving takeover process. *Journal of Transportation Safety & Security* , 1–26.
- Wang, J., Wu, J., Li, Y., 2015. The driving safety field based on driver–vehicle–road interactions. *IEEE Transactions on Intelligent Transportation Systems* 16, 2203–2214.
- Weaver, B.W., DeLucia, P.R., 2022. A systematic review and meta-analysis of takeover performance during conditionally automated driving. *Human factors* 64, 1227–1260.
- Weber, H., Bock, J., Klimke, J., Roesener, C., Hiller, J., Krajewski, R., Zlocki, A., Eckstein, L., 2019. A framework for definition of logical scenarios for safety assurance of automated driving. *Traffic injury prevention* 20, S65–S70.
- Wickens, C.D., Carswell, C.M., 2021. Information processing. *Handbook of human factors and ergonomics* , 114–158.
- Wickens, C.D., Clegg, B.A., Vieane, A.Z., Sebok, A.L., 2015. Complacency and automation bias in the use of imperfect automation. *Human factors* 57, 728–739.
- Wu, Y., Kihara, K., Takeda, Y., Sato, T., Akamatsu, M., Kitazaki, S., 2019. Effects of scheduled manual driving on drowsiness and response to take over request: A simulator study towards understanding drivers in automated driving. *Accident Analysis & Prevention* 124, 202–209.
- Wu, Y., Yao, X., Deng, F., Yuan, X., 2024. Effect of takeover request time and warning modality on trust in l3 automated driving. *Human Factors* , 00187208241278433.
- Xing, Y., Lv, C., Cao, D., Hang, P., 2021. Toward human-vehicle collaboration: Review and perspectives on human-centered collaborative automated driving. *Transportation research part C: emerging technologies* 128, 103199.
- Xu, L., Guo, L., Ge, P., Wang, X., 2024. Transition in different critical situations: How non-driving related tasks affect drivers' physiological response and takeover behavior after partial automation silent failures. *IEEE Transactions on Intelligent Transportation Systems* .
- Yamani, Y., Horrey, W.J., 2018. A theoretical model of human-automation interaction grounded in resource allocation policy during automated driving. *International Journal of Human Factors and Ergonomics* 5, 225–239.
- Yang, L., Semiromi, M.B., Auger, D., Dmitruk, A., Brighton, J., Zhao, Y., 2020. The implication of non-driving activities on situation awareness and take-over performance in level 3 automation, in: *IECON 2020 The 46th Annual Conference of the IEEE Industrial Electronics Society*, IEEE. pp. 5075–5080.
- Yi, B., Cao, H., Song, X., Zhao, S., Guo, W., Li, M., 2022. How to identify the take-over criticality in conditionally automated driving? an examination using drivers' physiological parameters and situational factors. *Transportation research part F: traffic psychology and behaviour* 85, 161–178.
- Yin, Z., Pan, Y., 2020. Evaluating safety of mechanisms that transit control from autonomous systems to human drivers, in: *2020 4th CAA International Conference on Vehicular Control and Intelligence (CVCI)*, IEEE. pp. 767–770.
- Yoon, S.H., Ji, Y.G., 2019. Non-driving-related tasks, workload, and takeover performance in highly automated driving contexts. *Transportation research part F: traffic psychology and behaviour* 60, 620–631.
- Yoon, S.H., Kim, Y.W., Ji, Y.G., 2019. The effects of takeover request modalities on highly automated car control transitions. *Accident Analysis & Prevention* 123, 150–158.
- Zeeb, K., Buchner, A., Schrauf, M., 2015. What determines the take-over time? an integrated model approach of driver take-over after automated driving. *Accident analysis & prevention* 78, 212–221.
- Zeeb, K., Buchner, A., Schrauf, M., 2016. Is take-over time all that matters? the impact of visual-cognitive load on driver take-over quality after conditionally automated driving. *Accident analysis & prevention* 92, 230–239.
- Zhang, B., De Winter, J., Varotto, S., Happee, R., Martens, M., 2019. Determinants of take-over time from automated driving: A meta-analysis of 129 studies. *Transportation research part F: traffic psychology and behaviour* 64, 285–307.
- Zhao, Y., Geng, H., Liang, J., Wang, Y., Chen, L., Xu, L., Wang, W., 2023. Effects of driver response time under take-over control based on car-toc model in human–machine mixed traffic flow. *Automotive Innovation* , 1–17.