

Towards Tight Bounds for Estimating Degree Distribution in Streaming and Query Models

Arijit Bishnu
Indian Statistical Institute
Kolkata, India

Debarshi Chanda
Indian Statistical Institute
Kolkata, India

Gopinath Mishra
National University of
Singapore

Abstract

The *degree distribution* of a graph $G = (V, E)$, $|V| = n$, $|E| = m$ is one of the most fundamental objects of study in the analysis of graphs as it embodies relationship among entities. In particular, an important derived distribution from *degree distribution* is the *complementary cumulative degree histogram* (ccdh). The ccdh is a fundamental summary of graph structure, capturing, for each threshold d , the number of vertices with degree at least d . For approximating ccdh, we consider the $(\varepsilon_D, \varepsilon_R)$ -BiCriteria Multiplicative Approximation, which allows for controlled multiplicative slack in both the domain and the range.

There are only two works in sublinear models prior to us that considered ccdh – one in streaming setup [Simpson et al. (ICDM 2015)] and the other in property testing setup with query models [Eden et al. (WWW 2018)]. However, the exact complexity of the problem, including lower bounds, was not known and had been posed as an open problem in WOLA 2019 [Sublinear.info, Problem 98].

In this work, we first design an algorithm that can approximate ccdh if a suitable vertex sample and an edge sample can be obtained and thus, the algorithm is independent of any sublinear model. Next, we show that in the streaming and query models such samples can be obtained, and (almost) settle the complexity of the problem across both the sublinear models. Our upper bound results are the following where h is the h -index of G :

- For the non-adaptive and adaptive query setup, our algorithms make $\tilde{O}(n/\varepsilon_R^2 h + m/\varepsilon_D^2 h)$ and $\tilde{O}(m/h(1/\varepsilon_R^2 + 1/\varepsilon_D^2))$ local and random edge queries, respectively, where $\tilde{O}(\cdot)$ hides polynomial in $\log n$.
- For the one-pass and two-pass streaming setup, our algorithms use $\tilde{O}(n/\varepsilon_R^2 h + m/\varepsilon_D^2 h)$ and $\tilde{O}(m/h(1/\varepsilon_R^2 + 1/\varepsilon_D^2))$ space, respectively.

Prior to our work, there were no known lower bounds for ccdh across sublinear models. In terms of lower bounds, we first show that the problem does not have a sublinear solution for all graphs through a $\Omega(n)$ lower bound on both query and space. Furthermore, we establish a $\Omega(m/h)$ lower bound for the adaptive query and multi-pass streaming setup, (almost) matching our upper bounds. A consequence of our lower bound results is that the SADDLES algorithm of [Eden et al. (WWW 2018)] is almost tight.

1 Introduction

Degree sequence in graphs has been of theoretical interest for a long time West et al. (2001); Bollobás (2001). Degree distribution, which can be derived from degree sequences, was also of theoretical interest for researchers studying random networks like Erdős-Rényi graphs. The problem of degree distribution received renewed attention with the advent of massive graphs. These massive graphs are

ubiquitous wherever there are entities and relationships among those entities like in web-pages and hyperlinks between web-pages, IP addresses and connection links between addresses, social network entities and their friendships, etc. The degree distribution of a graph embodies relationship among entities across domains as varied as biology Pržulj (2007), social networks Golbeck (2013); Seshadhri et al. (2012); Ebbes et al. (2008), network robustness Yuan et al. (2015), web graphs Cohen et al. (2000); Pennock et al. (2002); Aksoy et al. (2017), graph mining Chakrabarti and Faloutsos (2006), study of algorithms Durak et al. (2013); Mitzenmacher (2004) etc. This explosion in the practical usage of massive graphs generated a new field of *network science* Barabási (2013); Barabási and Albert (1999); Broder et al. (2000); Faloutsos et al. (1999); Newman (2003). The way these massive graphs are stored and processed are also varied giving rise to the study of massive graph algorithms under different computation models. They can be stored in a distributed fashion Fu et al. (2017); Buragohain et al. (2020); Yan et al. (2017), they can be presented as massive graph streams McGregor (2014); Gou et al. (2023), they can be accessed only through some graph samples obtained through some particular query accesses Faloutsos et al. (1999); Eden et al. (2018) to the graph.

Almost parallelly in time frame, and also fueled by the paradigm of *massive data*, two new areas of study – sub-linear space (streaming) and sub-linear time (property testing) algorithms – started gaining attention Goldreich and Ron (1997); Goldreich et al. (1998); Goldreich (1999); Alon et al. (1999). It was only natural that fundamental problems of network science will also be of interest to the sub-linear algorithms community. Degree distribution is one such fundamental problem that drove the study of network science Barabási (2013). The problem of degree distribution is characterized by scale freeness and heavy tail. The sub-linear algorithms community considered the problem of degree distribution from sublinear-space Simpson et al. (2015) and sublinear-time Eden et al. (2018) perspectives. As a comprehensive theoretical solution, including a lower bound, was eluding the community, the problem found its way into the *open problem list* Seshadhri (2019) of the sub-linear community in 2019. Since then, it seems that no sublinear solution has been proposed for this problem. We revisit this open problem both in terms of streaming and property testing.

Given complete access to the graph in the RAM model, degree distribution can be solved in linear time and space. In massive graph scenario, such an access is almost ruled out. Graph parameters, including degree distribution, are estimated from small sized graph subsamples. There is a vast literature on estimating the degree distribution using a small subsample Ribeiro and Towsley (2012); Zhang et al. (2015); Dasgupta et al. (2014); Stewart (2025); Antunes et al. (2021); Eden et al. (2018). Ideally, the sublinear community wants this subsample size to be $o(n)$ but classical works in the graph sampling framework used 10 – 30% of the vertices as a subsample that was improved to about 1% in Eden et al. (2018). The same work highlighted the need of a theoretical guarantee for the estimation of the degree distribution from graph subsamples.

Moreover, to the best of our knowledge, there were no known lower bounds for the estimation of degree distribution. Against this backdrop, we contextualize our work. The next section sets up the problem, the machine models and highlights our results and also places our work in relation to the two prior sublinear works Eden et al. (2018); Simpson et al. (2015) in approximating ccdh. Section 3 has the technical overview of the work. Section 4 presents the unified algorithmic idea that can be implemented both across the streaming and query models. Section 5 proposes a unified framework to improve the algorithm for sparse graphs in adaptive query and two-pass streaming setup. Section 6 discusses the lower bounds for both the streaming and query models.

2 Problem Setup

In this section, we formally define the problem of computing the complementary cumulative degree histogram, the models of computation used and the results.

2.1 Problem Details

We consider simple graphs $G = (V, E)$, with $|V| = n$, and $|E| = m$. For any vertex $v \in V$, we denote $Neigh(v) = \{u \mid (u, v) \in E\}$ to be the set of neighbors of the vertex v , and $d_v = |Neigh(v)|$ to be the degree of the vertex v . The degree distribution of a graph with n vertices is the sequence of numbers n_0, n_1, \dots, n_n , where $n_d = |\{v \in V \mid d_v = d\}|$ is the number of vertices in G with degree d . Let V_a be the set of active vertices, i.e., vertices with degree at least 1, and denote $n_a = |V_a|$. Based on the findings in Clauset et al. (2009), both the prior works in streaming Simpson et al.

(2015) and query Eden et al. (2018) use the notion of *Complementary Cumulative Degree Histogram* (ccdh) instead of *degree histogram* because ccdh is more immune to noise and is also monotonically decreasing Clauset et al. (2009). We also follow suit. The notion of ccdh formally defined below, is based on the number of vertices of degree at least d .

Definition 1 (Complementary Cumulative Degree Histogram). Given a graph G , let $C : [n] \rightarrow [n]$ be the complementary cumulative degree histogram, defined as:

$$C(d) \stackrel{\text{def}}{=} \sum_{r \geq d} n_r = |\{v \in V \mid d_v \geq d\}|$$

$\hat{C}(d)$ will denote the approximation of $C(d)$. Ideally, a ccdh value (or approximate ccdh) for a degree d should be specified as $C(d)$ (or $\hat{C}(d)$), but at times we would drop the dependence on d and just write C (or \hat{C}). We want to approximate ccdh in terms of the following bi-criteria multiplicative approximation guarantee defined in Eden et al. (2018):

Definition 2 $((\varepsilon_{\mathcal{D}}, \varepsilon_{\mathcal{R}})$ -BiCriteria Multiplicative Approximation). Given a monotonically decreasing function $f : \mathcal{D} \rightarrow \mathcal{R}$, with $\mathcal{D} \subseteq \mathbb{R}$, $\mathcal{R} \subseteq \mathbb{R}$, we define an approximation \hat{f} to be $(\varepsilon_{\mathcal{D}}, \varepsilon_{\mathcal{R}})$ -BiCriteria Multiplicative Approximation if:

$$\forall x \in \mathcal{D}, (1 - \varepsilon_{\mathcal{R}})f((1 + \varepsilon_{\mathcal{D}})x) \leq \hat{f}(x) \leq (1 + \varepsilon_{\mathcal{R}})f((1 - \varepsilon_{\mathcal{D}})x)$$

The bi-criteria formulation allows for two approximation factors, $\varepsilon_{\mathcal{D}}$ and $\varepsilon_{\mathcal{R}}$ that are for the domain and range of the function, respectively. The monotonicity condition on the underlying function is to ensure that $\varepsilon_{\mathcal{D}}$ -based domain relaxation is meaningful. A similar criteria can also be defined for monotonically increasing functions by reversing the signs of the domain relaxation. For simplicity, we denote this criterion as $(\varepsilon_{\mathcal{D}}, \varepsilon_{\mathcal{R}})$ -BMA henceforth.

Note that this criterion, while *weaker* than multiplicative approximation, is *stronger* than standard distributional norms. The choice of this distance captures the closeness of the graph structure properly. In contrast to standard norms like ℓ_1 -distance, it does not allow us to discount small mass segments entirely which may contain high degree vertices critical to the graph structure. A simple motivating example is to consider a matching and a star graph, which would be close in ℓ_1 distance, but is not an $(\varepsilon_{\mathcal{D}}, \varepsilon_{\mathcal{R}})$ -BMA of each other.

We also introduce the h -index formally:

Definition 3 (h -index). Given a graph, we define its h -index, denoted h , as:

$$h = \max \{d \mid |\{v \in V \mid d_v \geq d\}| \geq d, d \in [n]\}$$

Essentially, h -index is the maximum degree d such that the number of vertices with degree greater than or equal to d is at least d . The h -index for a graph indicates the number of vertices that have a high degree. Notice that $h \geq m/n$. Thus, h -index is indicative of the density of the graph.

We assume c to be a large enough universal constant in this work. By high probability, we mean the probability to be at least $1 - 1/n^c$. We use \tilde{O} notation to hide polynomial dependencies on $\log n$.

2.2 The Computing Models

2.2.1 Streaming Model

In the streaming model, or the sublinear-space setting, we consider the edge-arrival model of graph streaming. In the insertion-only variant of the model, we are presented with a stream of edges $\{\sigma_i\}_{i \in [m]}$ of a graph G , where each edge arrives in an arbitrary order. In the turnstile variant of the model, deletion of edges over the stream is allowed over and above addition. Our objective is to output \hat{C} , an $(\varepsilon_{\mathcal{D}}, \varepsilon_{\mathcal{R}})$ -BMA to the true ccdh C of the graph G , using as small space as possible.

2.2.2 Query Model

In the sublinear-time setting, G can be accessed with the following queries:

- $\text{Degree}(v)$: Given a vertex $v \in V$, return d_v .

- $\text{Neighbor}(v, i)$: Given a vertex $v \in V$ and an index $i \in [n]$, return the i -th vertex $u \in \text{Neigh}(v)$, if it exists; otherwise, return \perp
- $\text{EdgeExist}(u, v)$: Given two vertices $u, v \in V$, return 1 if $(u, v) \in E$, and 0, otherwise.
- Random Edge : Returns an edge $e \in E$ uniformly at random.

The Degree , Neighbor , and EdgeExist queries, collectively known as local queries are well known in the query model Goldreich (2010). The Random Edge query has been considered in more recent works Aliakbarpour et al. (2018); Assadi et al. (2019) and are similar to the edge sampling framework for graph sampling Ribeiro and Towsley (2012); Stumpf and Wiuf (2005); Leskovec and Faloutsos (2006). This query is well motivated for large graphs as they are generally stored as edge files Leskovec and Krevl (2014). We consider both non-adaptive and adaptive models for the graph property testing Goldreich and Wigderson (2022). In the non-adaptive model, all the queries made by the algorithm are pre-determined based on the input parameters, and in particular, does not depend on the subsequent queries. In the adaptive model, a query depends on the prior sequence of queries. The objective in both cases is to output \hat{C} , an $(\varepsilon_{\mathcal{D}}, \varepsilon_{\mathcal{R}})$ -BMA of the true ccdh C using as minimum queries as possible.

2.3 Our Results

In this work, we establish (almost) optimal bounds for the problem of estimating ccdh across both streaming and query models. Table 1 sums up our results.

	Query Model	Streaming Model
Upper Bound	Adaptive: $\tilde{O}\left(\min\left(n, \frac{m}{\varepsilon_{\mathcal{R}}^2 h} + \frac{m}{\varepsilon_{\mathcal{D}}^2 h}\right)\right)$	Multi-Pass: $\tilde{O}\left(\min\left(n, \frac{m}{\varepsilon_{\mathcal{R}}^2 h} + \frac{m}{\varepsilon_{\mathcal{D}}^2 h}\right)\right)$
	Non-Adaptive: $\tilde{O}\left(\min\left(n, \frac{n}{\varepsilon_{\mathcal{R}}^2 h} + \frac{m}{\varepsilon_{\mathcal{D}}^2 h}\right)\right)$	Single-Pass: $\tilde{O}\left(\min\left(n, \frac{n}{\varepsilon_{\mathcal{R}}^2 h} + \frac{m}{\varepsilon_{\mathcal{D}}^2 h}\right)\right)$
Lower Bound	Adaptive: $\Omega\left(\min\left(n, \frac{m}{h}\right)\right)$	Multi-Pass: $\Omega\left(\min\left(n, \frac{m}{h}\right)\right)$

Table 1: Our Results. Here, $\varepsilon = \max(\varepsilon_{\mathcal{D}}, \varepsilon_{\mathcal{R}})$. Observe that $n \geq m/h$, and thus the lower bound should be read as $\Omega(m/h)$. We keep the table in its current form to make the presentation commensurate with Section 6.

2.3.1 Upper Bounds

For the non-adaptive query and one-pass streaming setup, we propose a generic algorithm that requires $\tilde{O}(n/\varepsilon_{\mathcal{R}}^2 h)$ vertices, and $\tilde{O}(m/\varepsilon_{\mathcal{D}}^2 h)$ edges chosen uniformly at random to obtain an $(\varepsilon_{\mathcal{D}}, \varepsilon_{\mathcal{R}})$ -BMA of the ccdh. In the non-adaptive query (resp. one-pass streaming) model, this can be implemented using $\tilde{O}(n/\varepsilon_{\mathcal{R}}^2 h + m/\varepsilon_{\mathcal{D}}^2 h)$ queries (resp. space). Furthermore, for the adaptive query and two-pass streaming setup, we show that $\tilde{O}(m/\varepsilon_{\mathcal{R}}^2 h + m/\varepsilon_{\mathcal{D}}^2 h)$ edges chosen uniformly at random suffice to obtain an $(\varepsilon_{\mathcal{D}}, \varepsilon_{\mathcal{R}})$ -BMA of the ccdh. In the non-adaptive query (resp. one-pass streaming) model, this can be implemented using $\tilde{O}(n/\varepsilon_{\mathcal{R}}^2 h + m/\varepsilon_{\mathcal{D}}^2 h)$ queries (resp. space). Note that the query complexity in this case is asymptotically better for the case of sparse graphs, i.e. when $m = o(n)$.

2.3.2 Lower Bounds

For our lower bounds, in the streaming model, we consider the multi-pass insertion-only streams. In the query model, we consider adaptive algorithms using Degree , Neighbor , EdgeExist , and Random Edge queries. We establish our lower bounds in two parts:

Firstly, we show that for any $n \in \mathbb{N}$, there exists graphs with n vertices such that any query (resp. streaming) algorithm that computes an approximate ccdh requires $\Omega(n)$ queries (resp. space). This establishes the fact that there cannot be a sublinear (either time or space) algorithm to compute an approximate ccdh for arbitrary graphs.

Secondly, for any $n, m, h \in \mathbb{N}$, we show that any query (resp. streaming) algorithm that computes an approximate ccdh of a graph with n vertices, m edges, and h-index h must use $\Omega(m/h)$ queries (resp. space). This makes our algorithms for the adaptive query and multi-pass streaming setup almost

optimal for all graphs, and those for the non-adaptive query and single-pass streaming setup almost optimal for non-sparse graphs, i.e. when $m = \Omega(n)$.

2.3.3 Our work vis-a-vis prior sublinear works Eden et al. (2018); Simpson et al. (2015)

The only known theoretical guarantee prior to our work was a query based algorithm of Eden et al. (2018) that gave a sublinear guarantee on the size of the graph subsample when the graph is sufficiently dense. They proposed an algorithm in the adaptive query model that computes a $(\varepsilon, \varepsilon)$ -BMA of ccdh using $\tilde{O}(n/h + m/z^2)$ Degree and Neighbor queries. Here z is the z -index of the graph defined as $z = \min_{\{d | C(d) > 0\}} \sqrt{d \cdot C(d)}$, and is (almost tightly) lower bounded as $z \geq \sqrt{h}$. Thus their algorithm can also be seen to be using $\tilde{O}((n+m)/h)$ queries. Correspondingly, their algorithm yields a similar bound to that of the non-adaptive query and one-pass streaming algorithm presented in this work. Furthermore, as our lower bounds directly carry forward to the weaker model they considered, their algorithm is optimal for all graphs with $m = \Omega(n)$. Experimental results of Eden et al. (2018) on real datasets indicate that they get accurate approximations for all values in the degree distribution by observing at most 1% of the vertices as compared to previous works that needed 10% – 30% of the total number of vertices¹. This significant improvement is better explained with our work as our lower bounds imply that the work of Eden et al. (2018) was almost tight.

On the streaming (sublinear space) front, the only algorithm was due to Simpson et al. (2015) but the algorithm had no guarantee. Experimental results of Simpson et al. (2015) on (almost) same datasets indicate that they also get accurate approximations for all values in the degree distribution with space less than 1%. Though we could not come up with an analysis of the algorithm of Simpson et al. (2015), the consonance of the experimental results of Eden et al. (2018) and Simpson et al. (2015) indicate that there is a high possibility of Simpson et al. (2015) also being almost tight. The open problems posed in Seshadri (2019) were as follows:

Q1: Can the upper bound of Eden et al. (2018) be improved? Can one establish matching lower bounds?

Q2: Can one obtain better upper bounds if only the high-degree (tail) part is to be learned?

Our results settle both the questions, as our lower bounds also hold for any algorithm that can learn an $(\varepsilon_D, \varepsilon_R)$ -BMA of the CCDH of the top h high-degree vertices.

3 Technical Overview

In this section, we provide a high level overview of the main technical aspects of this work.

3.1 Upper Bound

Let us think of the ccdh distribution in two parts — *head* containing the lower values of degree, and *tail* containing the higher values of degree. A few observations on the properties of ccdh are in order:

Property-1: Because of the monotonically non-increasing nature of ccdh, the head has high values for ccdh, while the tail has low values.

Property-2: The tail of the ccdh consists of vertices with relatively higher degrees.

We divide the ccdh distribution into these two parts via two thresholds. We define the head of the ccdh distribution to be those values of degree d that have the corresponding $C(d)$ values larger than a threshold τ_C . In contrast, we define the tail to be the values of degree d that are higher than a threshold τ_d .

Higher value of ccdh for a degree d indicates that given a random sample of vertices, the number of vertices with degree greater than or equal to d is relatively high. Thus, we can obtain a good

¹We have performed experiments on the same datasets as Eden et al. (2018) and Simpson et al. (2015), and we get similar results. As the experiments section is not our main focus, we report some of the results in Appendix D.

approximation of the ccdh values for the head parts through an appropriately sized random sample of vertices. If we were measuring the approximation in terms of some ℓ_p norm, that would have been sufficient to give us a good approximation. However, it does not satisfy the $(\varepsilon_{\mathcal{D}}, \varepsilon_{\mathcal{R}})$ -BMA guarantee we are aiming for.

The approximation error we have for the head is a multiplicative approximation. We have not yet leveraged the domain approximation relaxation. To obtain a domain approximation for the ccdh, the goal would be to obtain an approximation on the degrees of the contributing vertices. Because of Property-2 stated above, if we obtain a random sample of edges from the graph, the number of edges with tail vertices as one of the endpoints should be relatively high. We leverage this fact to obtain an approximation of the degrees of the high degree vertices through an appropriately sized random sample of edges. However, this is not sufficient to ensure a domain-wise approximation as the degrees of the vertices with low degrees might be overestimated. To address this issue, we show that the vertices with degrees much lower than the degree threshold τ_d for tail vertices, does not have an approximate degree higher than the same threshold.

Finally, to establish our result, we combine the range-wise approximation for the head, and the domain-wise approximation for the tail to obtain an $(\varepsilon_{\mathcal{D}}, \varepsilon_{\mathcal{R}})$ -BMA for the entire ccdh spectrum. We show that setting both of the thresholds, τ_C , and τ_d to a constant factor of the h-index h covers all values of d . We then devise techniques to implement these ideas in the streaming model as well as the query model to obtain our final algorithms.

In the adaptive and multi-pass streaming scenarios, we can sample active vertices directly through a random sample of edges. We leverage this idea to obtain a better algorithm for sparse graphs in these settings as only active vertices contribute meaningfully to ccdh.

3.2 Lower Bounds

For both streaming and query model lower bounds, we establish a reduction to approximate ccdh from the problem of set disjointness in communication complexity. For the streaming model, we appropriately generate edges from the inputs of Alice and Bob separately. For the query model, we use the framework proposed by Eden and Rosenbaum (2018) to construct an appropriate embedding.

The graph constructed for the reduction in both models has a broadly similar structure. For the general graph case, we establish the lower bound by constructing simple gadgets for each string element with the overall graph having h-index 1. For the h -index sensitive case, we use a graph construction similar to the gadgets with each vertex in the gadget is replaced by a set of vertices. The details are in Section 6. In the query model, we establish a way to simulate Random Edge even when the degree of vertices does not remain same across all graph instances.

4 Algorithm

Our algorithm for estimating ccdh for both the streaming and query model has a unified idea that is model independent. Thus, this algorithmic idea has possibilities of being implemented across other models of computation. The overall description of this algorithm is given in Section 4.1, followed by its implementations in the streaming and the query model in Section 4.2 and Section 4.3, respectively.

4.1 The Model Agnostic Algorithm

We first present the overall idea of the algorithm that is model independent. Our algorithm combines two types of information to approximate ccdh. The first one is to calculate the degrees of a random sample of the vertices, and the second one is to obtain a random subset of the edges. Let us denote by q and r the size of the random sample of vertices and edges, respectively. We also denote V_q and E_r to be the set consisting of the random sample of vertices and edges, respectively. Recall the discussion in Section 3.1 about the *head* and *tail* parts of the ccdh distribution. The algorithm broadly works

- by estimating \hat{C} for values of d where $C(d)$ is higher than τ_C , and
- estimating \hat{C} for values of d that are higher than τ_d .

We initially assume that these two cases do not overlap and the algorithm has an oracle access to distinguish between these two cases. Later, we show how to implement the oracle and combine these two types of approximations to capture the entire ccdh.

Algorithm 1 Approx CCDH

Require: $n, m, \tau_d, \tau_C, \varepsilon_D, \varepsilon_R$, and $C(d) < \tau_C, \forall d > \tau_d$

- 1: $V_q \leftarrow$ Sample $q = \frac{cn}{\tau_C \varepsilon_R^2} \log n$ vertices u.a.r. with replacement and obtain their degrees
 - 2: $D_q \leftarrow$ Degree of vertices in V_q
 - 3: $E_r \leftarrow$ Sample $r = \frac{cm}{\tau_d \varepsilon_D^2} \log n$ edges u.a.r.
 - 4: $\hat{d}_v = \frac{m|\{e \in E_r | v \in e\}|}{r}, \forall v \in V$
 - 5: **if** $C(d) \geq \tau_C$ **then**
 - 6: $\hat{C}(d) \leftarrow \frac{n|\{v \in V_q | d_v \geq d\}|}{q} = \frac{n|\{d_i \in D_q | d_i \geq d\}|}{q}$
 - 7: **if** $d > \tau_d$ **then**
 - 8: $\hat{C}(d) \leftarrow \left| \left\{ v | \hat{d}_v \geq d \right\} \right|$
-

The model agnostic algorithm is presented in Algorithm 1, where u.a.r. stands for uniformly at random. The choices of τ_C and τ_d would depend on h -index in such a way that both Line 6 and Line 8 of Algorithm 1 cannot be evaluated simultaneously. Let us now focus on the approximation guarantees for Algorithm 1. First, we show that the vertex sample obtained in Line 1 allows us to obtain a good estimate \hat{C} of $C(d)$ when $C(d) \geq \tau_C$. The approximation criteria here is dependent only on ε_R .

Lemma 4 (Approximation Guarantee for $C(d) \geq \tau_C$). *For all degrees d such that $C(d) \geq \tau_C$, Algorithm 1 returns $\hat{C}(d)$ such that $\hat{C}(d) \in [(1 - \varepsilon_R) C(d), (1 + \varepsilon_R) C(d)]$ with high probability.*

Proof. For any degree d , for each vertex in V_q , we assign a random variable $X_i, i \in [q]$ that takes value 1 if the degree of the i -th vertex is $\geq d$, and 0, otherwise. Then, we have for all degrees d such that $C(d) \geq \tau_C$, $\mathbb{P}[X_i = 1] = \frac{C(d)}{n} \geq \frac{\tau_C}{n}$. We denote $X = \frac{1}{q} \sum_{i \in [q]} X_i$. Note that by line 6 of Algorithm 1, we have for all degrees d such that $C(d) \geq \tau_C$, $\hat{C}(d) = nX$. Then, by linearity of expectation and the fact that X_i is a $\{0, 1\}$ -random variable, we have:

$$\mathbb{E}[X] = \mathbb{E}\left[\frac{1}{q} \sum_{i \in [q]} X_i\right] = \frac{1}{q} \sum_{i \in [q]} \mathbb{E}[X_i] = \frac{1}{q} \sum_{i \in [q]} \mathbb{P}[X_i = 1] = \frac{1}{q} \sum_{i \in [q]} \frac{C(d)}{n} = \frac{C(d)}{n}$$

Consequently, for all degrees d such that $C(d) \geq \tau_C$,

$$\mathbb{E}[\hat{C}(d)] = \mathbb{E}[nX] = n \mathbb{E}[X] = C(d)$$

Now, we use a multiplicative Chernoff bound to obtain:

$$\mathbb{P}\left[\left|\hat{C}(d) - C(d)\right| \geq \varepsilon_R C(d)\right] = \mathbb{P}\left[\left|X - \frac{C(d)}{n}\right| \geq \frac{\varepsilon_R C(d)}{n}\right] \leq 2 \exp\left(-\frac{q \tau_C \varepsilon_R^2}{3n}\right) \leq \frac{1}{n^c}$$

Using a union bound over all possible such degrees gives us the statement. \square

Next, we show that for appropriately large degree values, we can approximate ccdh by calculating the approximate degree of these vertices using the edge samples obtained in Line 3. For this, we first provide approximation guarantees for the degree of vertices with degree greater than τ_d (Lemma 5). Next, we show that any vertex with degree less than $(1 - \varepsilon_D) \tau_d$ cannot have its approximately estimated degree to be larger than τ_d (Lemma 6). Combining these two results, we establish that approximating ccdh using these approximate degrees as in Line 8 gives us an ε_D -approximation of ccdh $C(d)$ when $d > \tau_d$ (Lemma 7).

Lemma 5 (Approximation Guarantee for $d > \tau_d$). *For all vertices v such that $d_v > \tau_d$, Algorithm 1 ensures $\hat{d}_v \in [(1 - \varepsilon_D) d_v, (1 + \varepsilon_D) d_v]$ with high probability.*

Proof. For any vertex $v \in V$, and for each edge in E_r , we assign a random variable Y_i , $i \in [r]$ that takes value 1 if the i -th edge is incident on v , and 0 otherwise. Then, we have for all vertices v such that $d_v \geq \tau_d$, $\mathbb{P}[Y_i = 1] = \frac{d_v}{m} \geq \frac{\tau_d}{m}$. We denote $Y = \frac{1}{r} \sum_{i \in [r]} Y_i$. Note that by line 4, for all vertices $v \in V$, we have $\hat{d}_v = mY$. Then, by linearity of expectation and the fact that Y_i is a $\{0, 1\}$ -random variable, we have:

$$\mathbb{E}[Y] = \mathbb{E}\left[\frac{1}{r} \sum_{i \in [r]} Y_i\right] = \frac{1}{r} \sum_{i \in [r]} \mathbb{E}[Y_i] = \frac{1}{r} \sum_{i \in [r]} \Pr[Y_i = 1] = \frac{1}{r} \sum_{i \in [r]} \frac{d_v}{m} = \frac{d_v}{m}$$

Consequently, for all vertices $v \in V$, we have:

$$\mathbb{E}[\hat{d}_v] = \mathbb{E}[mY] = m \mathbb{E}[Y] = d_v$$

Now, we use a multiplicative Chernoff bound to obtain:

$$\mathbb{P}\left[\left|\hat{d}_v - d_v\right| \geq \varepsilon_{\mathcal{D}} d_v\right] = \mathbb{P}\left[\left|Y - \frac{d_v}{m}\right| \geq \frac{\varepsilon_{\mathcal{D}} d_v}{m}\right] \leq 2 \exp\left(-\frac{r \tau_d \varepsilon_{\mathcal{D}}^2}{m}\right) \leq \frac{1}{n^c}$$

Using a union bound over all such possible vertices gives us the statement. \square

Lemma 6. For all vertices v such that $d_v \leq \tau_d(1 - \varepsilon_{\mathcal{D}})$, Algorithm 1 ensures $\hat{d}_v \leq \tau_d$ with high probability.

Proof. For any vertex $v \in V$ and for each edge in E_r , we assign a random variable Y_i , $i \in [r]$ that takes value 1 if the i -th edge is incident on v , and 0 otherwise. Then, we have for all vertices v such that $d_v \geq \tau_d$:

$$\mathbb{P}[Y_i = 1] = \frac{d_v}{m} \leq \frac{\tau_d(1 - \varepsilon_{\mathcal{D}})}{m}$$

We denote $Y = \frac{1}{r} \sum_{i \in [r]} Y_i$. Note that by line 4, for all vertices $v \in V$, we have $\hat{d}_v = mY$. Then, we have by Lemma 22:

$$\Pr[\hat{d}_v > \tau_d] = \Pr\left[Y \geq \frac{\tau_d}{m}\right] \leq \exp\left(-\frac{r \tau_d \varepsilon_{\mathcal{D}}^2}{m}\right) \leq n^c$$

Using a union bound over all such possible vertices gives us the statement. \square

Lemma 7. For $d > \tau_d$, Algorithm 1 ensures $\hat{C}(d) \in [C((1 + \varepsilon_{\mathcal{D}})d), C((1 - \varepsilon_{\mathcal{D}})d)]$ with high probability.

Proof. By Lemma 5, we have that for any degree $d \geq \tau_d$, for all vertices v such that $d_v \geq d$,

$$\hat{d}_v \in [(1 - \varepsilon_{\mathcal{D}})d_v, (1 + \varepsilon_{\mathcal{D}})d_v]$$

We have by Line 8 of Algorithm 1, for all degrees $d \geq \tau_d$:

$$\hat{C}(d) = \left|\left\{v \mid \hat{d}_v \geq d\right\}\right|$$

Now, by Lemmas 5, 6, and Definition 1, we have with high probability:

$$\left|\left\{v \mid \hat{d}_v \geq d\right\}\right| \leq \left|\left\{v \mid d_v \geq \frac{d}{1 + \varepsilon_{\mathcal{D}}}\right\}\right| \leq |\{v \mid d_v \geq d(1 - \varepsilon_{\mathcal{D}})\}| = C(d(1 - \varepsilon_{\mathcal{D}}))$$

Again, from Lemmas 5, 6, and Definition 1, we have with high probability:

$$\left|\left\{v \mid \hat{d}_v \geq d\right\}\right| \geq \left|\left\{v \mid d_v \geq \frac{d}{1 - \varepsilon_{\mathcal{D}}}\right\}\right| \geq |\{v \mid d_v \geq d(1 + \varepsilon_{\mathcal{D}})\}| = C(d(1 + \varepsilon_{\mathcal{D}}))$$

Combining these two bounds and a union bound over all such possible degrees, we have the desired result. \square

Now, we combine the approximation guarantees for the cases when $C(d) \geq \tau_C$ (Lemma 4) and the case when $d > \tau_d$ (Lemma 7) to obtain an approximation guarantee of ccdh for all values of degree d .

Theorem 8. *For a graph $G = (V, E)$ with h -index h , and given access to $h' \in [h/2, h]$, Algorithm 1 uses $O(n/h\varepsilon_{\mathcal{R}}^2 + (m/h'\varepsilon_{\mathcal{D}}^2) \log n)$ samples and its output \hat{C} is an $(\varepsilon_{\mathcal{D}}, \varepsilon_{\mathcal{R}})$ -BMA of the original C with high probability.*

Proof. Given $h' \in [h/2, h]$, let Algorithm 1 decides $C(d) \geq \tau_C$ if $d \leq h'$, and $d > \tau_d$ if $d > h'$. Also, let the algorithm obtain $(n/h'\varepsilon_{\mathcal{R}}^2) \log n$ vertex samples, and $(m/h'\varepsilon_{\mathcal{D}}^2) \log n$ edge samples. By the fact that $h' \in [h/2, h]$, monotonicity of ccdh , and the definition of h -index, for all degrees $d \leq h'$, we have:

$$C(d) \geq C(h') \geq C(h) \geq h$$

Then, by Lemma 4, given $(n/h'\varepsilon_{\mathcal{R}}^2) \log n \geq (n/h\varepsilon_{\mathcal{R}}^2) \log n$ vertex samples, we have with high probability for all degree $d \leq h'$:

$$\hat{C}(d) \in [(1 - \varepsilon_{\mathcal{R}}) C(d), (1 + \varepsilon_{\mathcal{R}}) C(d)] \quad (1)$$

Also, for all degrees $d > h'$, given $(m/h'\varepsilon_{\mathcal{D}}^2) \log n$ samples, by Lemma 7, we have with high probability:

$$\hat{C}(d) \in [C((1 + \varepsilon_{\mathcal{D}}) d), C((1 - \varepsilon_{\mathcal{D}}) d)] \quad (2)$$

Combining Equations 1 and 2, we have that Algorithm 1 ensures \hat{C} is a $(\varepsilon_{\mathcal{D}}, \varepsilon_{\mathcal{R}})$ -BMA of C for all values of d with high probability. \square

4.2 Implementation in the Streaming Model

We now describe how to realize this algorithm in the streaming model. The key aspect is to obtain the requisite samples of vertices and edges obtained u.a.r. with replacement. For the degree samples, we apriori choose q vertices uniformly at random with replacement from V , and count their degrees exactly throughout the stream. For the edge samples, we initialize r reservoir samplers Vitter (1985) of size 1 at the start of the stream, and update them throughout the stream.

Algorithm 2 CCDH - Streaming

Require: $n, m, h' \in [\frac{h}{2}, h], \varepsilon_{\mathcal{D}}, \varepsilon_{\mathcal{R}}$

- 1: **function** INITIALIZE
- 2: $q \leftarrow \frac{n}{h'\varepsilon_{\mathcal{R}}^2} \log n$
- 3: $r \leftarrow \frac{m}{h'\varepsilon_{\mathcal{D}}^2} \log n$
- 4: $V_q \leftarrow q$ i.i.d. samples from $\text{Unif}([n])$
- 5: $D_q \leftarrow \text{Zero-Array of length } q$
- 6: $E_r \leftarrow r$ reservoir samplers of size 1
- 7: **function** UPDATE($e = (u, v)$)
- 8: **for** $i \in q$ **do**:
- 9: **if** $V_q[i] = u$ or $V_q[i] = v$ **then**
- 10: $D_q[i] \leftarrow D_q[i] + 1$
- 11: Update reservoir samplers E_r
- 12: **function** ESTIMATE
- 13: $\hat{d}_v = \frac{2m|\{e \in E_r | v \in e\}|}{r}, \forall v \in V$
- 14: **if** $d \leq h'$ **then**
- 15: $\hat{C}(d) \leftarrow \frac{n|\{v \in V_q | d_v \geq d\}|}{q}$
- 16: **if** $d > h'$ **then**
- 17: $\hat{C}(d) \leftarrow \left| \left\{ v | \hat{d}_v \geq d \right\} \right|$

Algorithm 3 CCDH - Query

Require: $n, m, h' \in [\frac{h}{2}, h], \varepsilon_{\mathcal{D}}, \varepsilon_{\mathcal{R}}$

- 1: $q \leftarrow \frac{n}{h'\varepsilon_{\mathcal{R}}^2} \log n$
- 2: $r \leftarrow \frac{m}{h'\varepsilon_{\mathcal{D}}^2} \log n$
- 3: $I_v \leftarrow q$ i.i.d. samples from $\text{Unif}([n])$
- 4: $D_q \leftarrow \emptyset$
- 5: $E_r \leftarrow \emptyset$
- 6: $\backslash\backslash$ Making Queries
- 7: **for** $i \in I_v$ **do**
- 8: $d_i \leftarrow \text{Degree}(i)$
- 9: $D_q \leftarrow D_q \cup \{d_i\}$
- 10: **for** $i \in [r]$ **do**
- 11: $E_r \leftarrow E_r \cup \{\text{Random Edge}()\}$
- 12: $\backslash\backslash$ Outputting the estimate
- 13: $\hat{d}_v = \frac{2m|\{e \in E_r | v \in e\}|}{r}, \forall v \in V$
- 14: **if** $d \leq h'$ **then**
- 15: $\hat{C}(d) \leftarrow \frac{n|\{d_i \in D_q | d_i \geq d\}|}{q}$
- 16: **if** $d > h'$ **then**
- 17: $\hat{C}(d) \leftarrow \left| \left\{ v | \hat{d}_v \geq d \right\} \right|$

Theorem 9. *For a graph $G = (V, E)$ with h -index h , in the one-pass streaming model, Algorithm 2 uses $\tilde{O}(n/h\varepsilon_{\mathcal{R}}^2 + m/h'\varepsilon_{\mathcal{D}}^2)$ space, and its output \hat{C} is an $(\varepsilon_{\mathcal{D}}, \varepsilon_{\mathcal{R}})$ -BMA of the original C with high probability.*

Proof. As $h = O(h')$, the algorithm uses $O((m/h\varepsilon_D^2) \log n)$ reservoir samplers each of which uses $\tilde{O}(1)$ space. Additionally, it uses $O((n/h\varepsilon_R^2) \log n)$ counters to store the degrees of the selected vertices.

The samplers ensure that V_q and E_r contain $(n/h'\varepsilon_R^2) \log n$ and $(m/h'\varepsilon_D^2) \log n$ i.i.d. samples of degrees and edges, respectively. Hence, the guarantee on the output \hat{C} follows directly from Theorem 8 \square

Observe that this algorithm can be easily extended to the turnstile model. For the degree counts, in case of deletion of an edge, we subtract the degree of its associated vertices by 1, if present. For obtaining the edge samples, as each edge occurs exactly once, it suffices to use an ℓ_0 sampler to obtain u.a.r. sample from the edge set. Exact ℓ_0 samplers succeeding with high probability can be implemented using $O(\log^3 n)$ space Jowhari et al. (2011). Hence, the algorithm can be implemented using $\tilde{O}(n/h\varepsilon_R^2 + m/h\varepsilon_D^2)$ space in the turnstile model.

4.3 Implementation in the Query Model

In this section, we describe how to realize the algorithm in the query model. Here, we can directly use Degree and Random Edge to construct V_q and E_r .

Theorem 10. *For a graph $G = (V, E)$ with h -index h , Algorithm 3 uses $\tilde{O}(n/h\varepsilon_R^2 + m/h\varepsilon_D^2)$ non-adaptive queries, and its output \hat{C} is an $(\varepsilon_D, \varepsilon_R)$ -BMA of the original C with high probability.*

Proof. As $h = O(h')$, Algorithm 3 uses $\tilde{O}(n/h\varepsilon_R^2)$ Degree queries, and uses $\tilde{O}(m/h\varepsilon_D^2)$ Random Edge queries. Combined, the algorithm uses $\tilde{O}(n/h\varepsilon_R^2 + m/h\varepsilon_D^2)$ queries. The approximation guarantee again follows directly from Theorem 8. \square

5 Improved upper bounds

In this section, we show that both streaming and query model algorithms can achieve complexity $\tilde{O}(m/h(1/\varepsilon_D^2 + 1/\varepsilon_R^2))$ in terms of space and queries, respectively. However, the streaming algorithm presented here is two-pass and the query algorithm is adaptive with two rounds of adaptivity. In contrast, the algorithms in Section 4 are one-pass and non-adaptive. If we ignore the number of passes and adaptivity, note that the algorithms in this section are more efficient (compared to that in Section 4) in the case of sparse graphs, that is, when $m = o(n)$.

The first observation is that if $m = \Omega(n)$, particularly when all vertices in the graph are active vertices, then the one-pass streaming and non-adaptive query algorithms in Section 4 have complexities $\tilde{O}(m/h(1/\varepsilon_D^2 + 1/\varepsilon_R^2))$ in terms of space and queries, respectively. Recall that, V_a denote the set of active vertices in the graph, and $n_a = |V_a|$. Note that $m \geq n_a$. Moreover, only the active vertices contribute meaningfully to the ccdh distribution. Therefore, if we can efficiently sample active vertices instead of sampling uniformly from the entire vertex set, as was done in Section 4, we may be able to improve the bounds. Since the endpoints of edges returned by random edge queries are necessarily active, we exploit this fact to sample active vertices efficiently.

Now, we describe a procedure called *Active Vertex Sampling*, which either samples an active vertex or reports \perp . In particular, in Active Vertex Sampling, we select an edge $e \in E$ uniformly at random, choose one of its endpoints (say v) uniformly at random, and then report v with probability $1/d_v$, and \perp with probability $1 - 1/d_v$. The procedure is formally described in Algorithm 4 and its performance guarantees are stated in Lemma 11.

Algorithm 4 Active Vertex Sampling

- 1: Select an edge $e \in E$ uniformly at random.
 - 2: Let v be a uniformly random endpoint of e .
 - 3: With probability $\frac{1}{d_v}$, return v ; otherwise, return \perp .
-

Lemma 11. *Algorithm 4 reports either a vertex $v \in V_a$ with probability $1/2m$ or \perp is reported with probability $1 - n_a/2m$. Moreover, if a vertex $v \in V_a$ is reported, then it is selected uniformly at random from the set V_a .*

Proof. From the description of Algorithm 4, it is clear that the algorithm outputs either a vertex $v \in V_a$ or \perp . Fix a vertex $v \in V_a$. The probability that an edge incident to v is selected in Line 1 is d_v/m . Given that such an edge is chosen, the probability that v is selected in Line 2 is $1/2$, and then it is kept in Line 3 with probability $1/d_v$. Hence, the probability that v is reported in Line 3 is $d_v/m \cdot 1/2 \cdot 1/d_v = 1/2m$. Since these events are mutually exclusive over all $v \in V_a$, the probability that the algorithm outputs a vertex in V_a is $n_a/2m$. Therefore, the probability that the output is \perp is $1 - n_a/2m$.

Since the algorithm reports some vertex in V_a with probability $n_a/2m$ and reports a particular vertex $v \in V_a$ with probability $1/2m$, we can use conditional probability to claim that the probability that the output is v given that it is some vertex in V_a is $\frac{1/2m}{n_a/2m} = \frac{1}{n_a}$.

□

Similar to Section 4, here also we give a generic algorithm analogous to Algorithm 1 with modifications only to Line 1 and Line 6 with the help of the procedure Active Vertex Sampling. Then we discuss the simulation of the modified version of Algorithm 1 in the streaming and query models. Recall that in Line 1 of Algorithm 1, we generate V_q which is $(cm/\tau_C \varepsilon_{\mathcal{R}}^2) \log n$ number of vertices taken uniformly at random with replacement. In Line 6, we set $\hat{C}(d)$ as $\frac{n \cdot |\{v \in V_q | d_v \geq d\}|}{q}$ when $C(d) \geq \tau_C$.

Modification to Line 1 of Algorithm 1 We invoke *Active Vertex Sampling* for $q' = (cm/\tau_C \varepsilon_{\mathcal{R}}^2) \log n$ times and let $V_{q'}$ be the multi-set of vertices obtained from these calls (by ignoring the \perp 's).

Modification to Line 6 of Algorithm 1 We set $\hat{C}(d)$ as $\frac{2m \cdot |\{v \in V_{q'} | d_v \geq d\}|}{q'}$.

The following lemma is analogous to Lemma 4.

Lemma 12 (Approximation Guarantee for $C(d) \geq \tau_C$). *For all degrees d such that $C(d) \geq \tau_C$, the above modified version of Algorithm 1 returns $\hat{C}(d)$ such that $\hat{C}(d) \in [(1 - \varepsilon_{\mathcal{R}}) C(d), (1 + \varepsilon_{\mathcal{R}}) C(d)]$ with high probability.*

Proof sketch. Let us focus the discussion on a particular degree d such that $d \neq 0$. Note that the modified algorithm invokes Active Vertex Sampling $q' = \frac{cm}{\tau_C \varepsilon_{\mathcal{R}}^2} \log n$ times. For each $i \in [q']$, let X_i denotes a random variable that takes value 1 if the i -th invocation to Active Vertex Sampling returns a vertex with degree at least d and 0 otherwise. Due to Lemma 11, any active vertex can be the output of any call to Active Vertex Sampling with probability $1/2m$. Now, using the fact that there are $C(d)$ vertices of degree at least d , $\mathbb{P}[X_i = 1] = \frac{C(d)}{2m} \geq \frac{\tau_C}{2m}$. We denote $X = \frac{1}{q'} \sum_{i \in [q']} X_i$. By linearity of expectation, $\mathbb{E}[X] = \frac{C(d)}{2m}$.

Since we set $\hat{C}(d) = \frac{2m \cdot |\{v \in V_{q'} | d_v \geq d\}|}{q'}$ where $V_{q'}$ is the multiset of vertices we get from invocations from Active Vertex Sample, we have $\hat{C}(d) = 2m \cdot X$.

$$\mathbb{E}[\hat{C}(d)] = \mathbb{E}[2m \cdot X] = 2m \cdot \mathbb{E}[X] = C(d).$$

Now, as in Lemma 4, we use the multiplicative Chernoff bound and apply the union bound over all possible degrees to get the desired statement. □

Implementation in the streaming and query models:

Note that it suffices to show that Active Vertex Sampling (Algorithm 4) can be implemented using $\tilde{O}(1)$ space in the streaming model and $O(1)$ queries in the query model. This is because the $q' = (cm/\tau_C \varepsilon_{\mathcal{R}}^2) \log n$ invocations of Active Vertex Sampling can be run independently and in parallel. The implementation of Algorithm 4 essentially depends on obtaining an edge uniformly at random (Line 1) and sampling one of the endpoints (Line 2 and Line 3).

For the streaming setup, we use a two-pass algorithm. In the first pass, we use reservoir sampling, as in Algorithm 2, to obtain a uniform random edge. In the second pass, we apriori choose one endpoint of the sampled edge uniformly at random (Line 2). We then determine its degree d , which requires $O(\log n)$ space. Finally, we output the chosen vertex with probability $1/d$ (Line 3).

For the query setup, we obtain a uniform random edge (Line 1) using one `Random Edge` query. Then we pick one of its endpoints uniformly at random. We find the degree d of the chosen vertex using a `Degree` query. Finally, we keep the vertex with probability $1/d$. Note that two steps of adaptivity is sufficient to simulate Active Vertex Sampling in the query model. Hence, the discussion in this section can be summarized into the following theorems:

Theorem 13. *There exists a two-pass streaming algorithm that takes $\varepsilon_{\mathcal{D}}, \varepsilon_{\mathcal{R}} \in (0, 1)$ as input, and outputs \hat{C} that is a $(\varepsilon_{\mathcal{D}}, \varepsilon_{\mathcal{R}})$ -BMA of the original C with high probability. Moreover, the algorithm uses $\tilde{O}(m/h(1/\varepsilon_{\mathcal{R}}^2 + 1/\varepsilon_{\mathcal{D}}^2))$ space.*

Theorem 14. *There exists an algorithm, having access to both `Degree` and `Random Edge` query access to an unknown graph, that takes $\varepsilon_{\mathcal{D}}, \varepsilon_{\mathcal{R}} \in (0, 1)$ as input, and outputs \hat{C} that is a $(\varepsilon_{\mathcal{D}}, \varepsilon_{\mathcal{R}})$ -BMA of the original C with high probability. Moreover, the algorithm has two steps of adaptivity and makes $\tilde{O}(m/h(1/\varepsilon_{\mathcal{R}}^2 + 1/\varepsilon_{\mathcal{D}}^2))$ queries to the graph.*

6 Lower Bounds

In this section, we establish lower bounds for the problem of computing an $(\varepsilon_{\mathcal{D}}, \varepsilon_{\mathcal{R}})$ -BMA of ccdh . For the property testing model, we broadly use the framework proposed by Eden and Rosenbaum (2018) and for streaming lower bounds, we use reductions from communication complexity. While our algorithm in the query model uses `Degree` and `Random Edge` queries only, our lower bounds hold for the adaptive setting as well with `Neighbor` and `EdgeExist` queries.

In Section 6.2, we establish a $\Omega(n)$ lower bound for general graphs, which is tight given there exists a trivial $O(n)$ algorithm through querying the degree of each vertex in the query model, or storing the degree of each vertex in the streaming model. In Section 6.3, we establish a $\Omega(m/h)$ lower bound, which is almost optimal with respect to the algorithms we propose in the both the streaming and query model.

6.1 Communication Problem

In this section, we introduce communication complexity briefly, with a particular focus on the set-disjointness problem. We show our lower bounds in both streaming and query model using reductions from set-disjointness.

In the two-party communication complexity setting, there are two parties: Alice and Bob. They wish to compute a function $f : \{0, 1\}^M \times \{0, 1\}^M \rightarrow \{0, 1\}$. Alice is given an input string $x \in \{0, 1\}^M$. Bob is given $y \in \{0, 1\}^M$. While the parties know the function f , Alice has no knowledge of y , and Bob has no knowledge of x . They communicate bits according to a pre-specified protocol. The goal is to compute the value $f(x, y)$. In the randomized setting, the parties have access to a shared source of randomness. This is a common random string of arbitrary length which is often referred to as public randomness. A randomized protocol is said to compute f if, for every input pair (x, y) , the correct value $f(x, y)$ is the output with probability at least $2/3$. The (randomized) communication complexity of the function f is the minimum number of bits exchanged in the worst case, over all inputs, by any such (randomized) protocol that computes f . This is over all randomized protocols with access to public randomness that computes f . For more detailed exposition on communication complexity, the reader may refer to Kushilevitz and Nisan (1996); Rao and Yehudayoff (2020). Now, we formally define the function of set-disjointness (denoted DISJ):

Definition 15 (Set-Disjointness(DISJ)). Given two strings $x, y \in \{0, 1\}^M$, we define the DISJ_M function as taking the value $\text{DISJ}_M(x, y) = 1$ if $\sum_{i \in [M]} x_i y_i = 0$, and taking the value $\text{DISJ}_M(x, y) = 0$ if $\sum_{i \in [M]} x_i y_i \neq 0$.

In simpler terms, the strings denote membership of elements in a set. Given M elements, $x_i = 1$ denotes the presence of the i -th element in the set. DISJ evaluates to 1 if the corresponding sets of x and y are disjoint, and evaluates to 0 otherwise.

We specifically consider the promise version of disjointness, $\text{DISJ}_M^{\text{prom}}$ where we are promised $\sum_i x_i y_i \in \{0, 1\}$. The following lemma quantifies the communication complexity of $\text{DISJ}_M^{\text{prom}}$.

Lemma 16 (Hardness of $\text{DISJ}_M^{\text{prom}}$ Kushilevitz and Nisan (1996); Rao and Yehudayoff (2020)). *The communication complexity of $\text{DISJ}_M^{\text{prom}}$ is $\Omega(M)$.*

6.2 General Lower Bound

In this section, we establish the $\Omega(n)$ lower bounds for the general graph case across both models using a similar graph construction. We start with a brief overview of the construction:

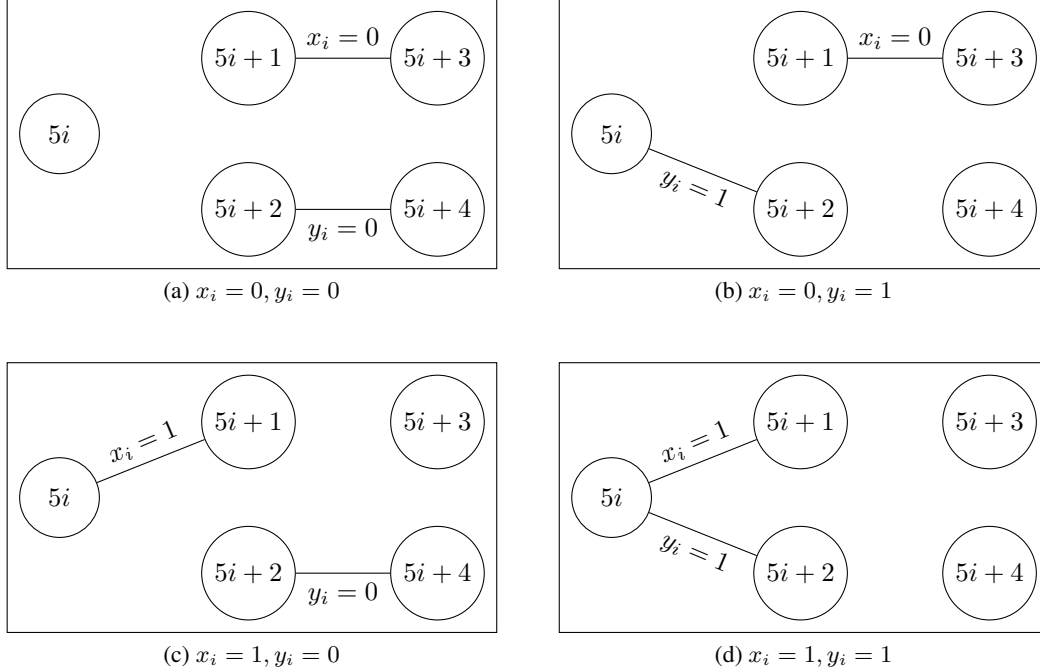


Figure 1: Gadget for General Lower Bound

Broadly, we associate five vertices denoted $5i, 5i+1, \dots, 5i+4$, with each string index $i \in [M]$. If $x_i = 1$, we assign an edge between $5i$ and $5i+1$. If $x_i = 0$, we assign an edge between $5i+1$ and $5i+3$. Correspondingly, if $y_i = 1$, we assign an edge between $5i$ and $5i+2$, and if $y_i = 0$, we assign an edge between $5i+2$ and $5i+4$. Refer to Figure 1 for visualizing such a gadget. Observe that if $\text{DISJ}_M^{\text{prom}}(x, y) = 1$, then all vertices of the graph have degree either 1 or 0, otherwise, there exists exactly 1 vertex with degree 2, while all other vertices have degree either 1 or 0. The following results formalize the lower bounds under this settings for the query and streaming models. The proofs are provided in Appendix B.

Theorem 17. *For any $n \in \mathbb{N}$, there exists graphs G with n vertices such that any algorithm in the one-pass streaming model computing $(\varepsilon_{\mathcal{D}}, \varepsilon_{\mathcal{R}})$ -BMA of ccdh of G for any $\varepsilon_{\mathcal{D}} < \frac{1}{2}, \varepsilon_{\mathcal{R}} < 1$ must use $\Omega(n)$ space.*

Theorem 18. *For any n , there exists graphs G with n vertices such that any algorithm using Degree, Neighbor, EdgeExist, and Random Edge queries that computes $(\varepsilon_{\mathcal{D}}, \varepsilon_{\mathcal{R}})$ -BMA of the ccdh of the graph for any $\varepsilon_{\mathcal{D}} < \frac{1}{2}$, and $\varepsilon_{\mathcal{R}} < 1$ must use $\Omega(n)$ queries.*

6.3 h-index Based Lower Bound

Observe that all the graphs constructed in our lower bounds in 6.2 has h-index 1. Thus, it does not rule out better algorithms for graphs with high values of h-index. In this section, we establish our h-index sensitive lower bounds for graphs with n vertices, and m edges, and h-index h for any $n, m, h \in \mathbb{N}$ such that $n \geq \frac{m}{h}$.

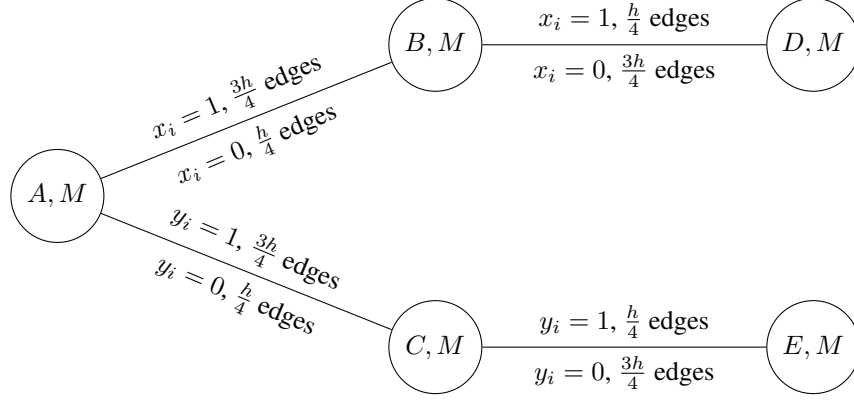


Figure 2: Gadget for h-index sensitive Lower Bound

We start with a brief overview of the graph construction that we will use throughout this section. We consider the problem of $\text{DISJ}^{\text{prom}}$ on a string length of M . Instead of constructing a separate gadget for each $i \in [M]$ as in the last bound, here we construct a graph (Figure 2) using 5 independent sets of vertices A, B, C, D, E , each containing M vertices. We also have a set of isolated vertex set I of size $n - 5M$, which will not be relevant to our construction. We assume $n \geq \frac{m}{h}$, and set $M = \frac{m}{h}$. Due to the fact that $m \geq h^2$, this also ensures $M \geq h$.

Consider an arbitrary enumeration of the vertices in A, B, C, D, E and denote them as a_i, b_i, c_i, d_i , and $e_i, i \in [M]$ respectively. If $x_i = 1$, then a_i has edges to $b_j, j \in [i, i + 3h/4 - 1]$, and d_i has edges to $b_j, j \in [i + 3h/4, i + h - 1]$. Alternatively, if $x_i = 0$, then a_i has edges to $b_j, j \in [i, i + h/4 - 1]$, and d_i has edges to $b_j, j \in [i + h/4, i + h - 1]$. Here, all additions and subtractions are modulo M . We also add edges similarly for y by replacing x, B , and D with y, C , and E , respectively.

Each vertex b_i (resp. c_i) has one edge incident on them for each x_j (resp. y_j) for each $j \in \{i - h + 1, i - h + 2, \dots, i\}$. This ensures that all vertices in B and C has degree exactly h due to the fact that $M \geq h$. Also, all vertices in D , and E have degree at most $\frac{3h}{4}$. Now, for A , if $\text{DISJ}_M^{\text{prom}}(x, y) = 1$, then all vertices in A also has degree at most h . However, if $\text{DISJ}_M^{\text{prom}}(x, y) = 0$, then one vertex in A , corresponding to the index, say j , where $x_j = y_j = 1$, has degree $\frac{6h}{4}$. Hence there are at least $2h$ vertices with degree exactly h and at most 1 vertex with degree strictly greater than h . Hence, all graphs thus constructed has h-index exactly h . The following results formalize the lower bounds under this settings for the query and streaming models. The proofs are provided in Appendix B.

Theorem 19. For any $n, m, h \in \mathbb{N}$ such that $n \geq \frac{5m}{h}$, there exists graphs G with n vertices, m edges and h-index h such that any algorithm in the one-pass streaming model that computes $(\varepsilon_{\mathcal{D}}, \varepsilon_{\mathcal{R}})$ -BMA of the ccdh of the graph for any $\varepsilon_{\mathcal{D}} < \frac{1}{3}$ must use $\Omega\left(\frac{m}{h}\right)$ space.

Theorem 20. For any $n, m, h \in \mathbb{N}$ such that $n \geq \frac{5m}{h}$, there exists graphs G with n vertices, m edges, and h-index h such that any algorithm using Degree, Neighbor, EdgeExist, and Random Edge queries that computes $(\varepsilon_{\mathcal{D}}, \varepsilon_{\mathcal{R}})$ -BMA of the ccdh of the graph for any $\varepsilon_{\mathcal{D}} < \frac{1}{2}$ must use $\Omega\left(\frac{m}{h}\right)$ queries.

References

- Sinan G Aksoy, Tamara G Kolda, and Ali Pinar. 2017. Measuring and modeling bipartite graphs with community structure. *Journal of Complex Networks* 5, 4 (2017), 581–603.
- Maryam Aliakbarpour, Amartya Shankha Biswas, Themis Gouleakis, John Peebles, Ronitt Rubinfeld, and Anak Yodpinyanee. 2018. Sublinear-Time Algorithms for Counting Star Subgraphs via Edge Sampling. *Algorithmica* 80, 2 (Feb. 2018), 668–697. <https://doi.org/10.1007/s00453-017-0287-3>
- Noga Alon, Yossi Matias, and Mario Szegedy. 1999. The Space Complexity of Approximating the Frequency Moments. *J. Comput. Syst. Sci.* 58, 1 (1999), 137–147. <https://doi.org/10.1006/JCSS.1997.1545>
- Nelson Antunes, Shankar Bhamidi, Tianjian Guo, Vladas Pipiras, and Bang Wang and. 2021. Sampling Based Estimation of In-Degree Distribution for Directed Complex Networks. *Journal of Computational and Graphical Statistics* 30, 4 (2021), 863–876. <https://doi.org/10.1080/10618600.2021.1873143> arXiv:<https://doi.org/10.1080/10618600.2021.1873143>
- Sepehr Assadi, Michael Kapralov, and Sanjeev Khanna. 2019. A Simple Sublinear-Time Algorithm for Counting Arbitrary Subgraphs via Edge Sampling. In *10th Innovations in Theoretical Computer Science Conference (ITCS 2019) (Leibniz International Proceedings in Informatics (LIPIcs), Vol. 124)*, Avrim Blum (Ed.). Schloss Dagstuhl – Leibniz-Zentrum für Informatik, Dagstuhl, Germany, 6:1–6:20. <https://doi.org/10.4230/LIPIcs.ITCS.2019.6>
- Sepehr Assadi and Hoai-An Nguyen. 2022. Asymptotically Optimal Bounds for Estimating H-Index in Sublinear Time with Applications to Subgraph Counting. In *Approximation, Randomization, and Combinatorial Optimization. Algorithms and Techniques, APPROX/RANDOM 2022, September 19-21, 2022, University of Illinois, Urbana-Champaign, USA (Virtual Conference) (LIPIcs, Vol. 245)*, Amit Chakrabarti and Chaitanya Swamy (Eds.). Schloss Dagstuhl - Leibniz-Zentrum für Informatik, Illinois, Urbana-Champaign, USA (Virtual Conference), 48:1–48:20. <https://doi.org/10.4230/LIPICS.APPROX/RANDOM.2022.48>
- Albert-László Barabási. 2013. Network science. *Philosophical Transactions of the Royal Society A: Mathematical, Physical and Engineering Sciences* 371, 1987 (2013), 20120375.
- Albert-László Barabási and Réka Albert. 1999. Emergence of Scaling in Random Networks. *Science* 286, 5439 (1999), 509–512. <https://doi.org/10.1126/science.286.5439.509> arXiv:<https://www.science.org/doi/pdf/10.1126/science.286.5439.509>
- Béla Bollobás. 2001. *Random Graphs* (2 ed.). Cambridge University Press, Cambridge, UK.
- Andrei Broder, Ravi Kumar, Farzin Maghoul, Prabhakar Raghavan, Sridhar Rajagopalan, Raymie Stata, Andrew Tomkins, and Janet Wiener. 2000. Graph structure in the Web. *Computer Networks* 33, 1 (2000), 309–320. [https://doi.org/10.1016/S1389-1286\(00\)00083-9](https://doi.org/10.1016/S1389-1286(00)00083-9)
- Chiranjeev Buragohain, Knut Magne Risvik, Paul Brett, Miguel Castro, Wonhee Cho, Joshua Cowhig, Nikolas Gloy, Karthik Kalyanaraman, Richendra Khanna, John Pao, Matthew Renzelmann, Alex Shamis, Timothy Tan, and Shuheng Zheng. 2020. AI: A Distributed In-Memory Graph Database. In *Proceedings of the 2020 ACM SIGMOD International Conference on Management of Data (Portland, OR, USA) (SIGMOD '20)*. Association for Computing Machinery, New York, NY, USA, 329–344. <https://doi.org/10.1145/3318464.3386135>
- Deepayan Chakrabarti and Christos Faloutsos. 2006. Graph mining: Laws, generators, and algorithms. *ACM Comput. Surv.* 38, 1 (June 2006), 2–es. <https://doi.org/10.1145/1132952.1132954>
- Aaron Clauset, Cosma Rohilla Shalizi, and Mark E. J. Newman. 2009. Power-Law Distributions in Empirical Data. *SIAM Rev.* 51, 4 (2009), 661–703. <https://doi.org/10.1137/070710111>

- Reuven Cohen, Keren Erez, Daniel ben Avraham, and Shlomo Havlin. 2000. Resilience of the Internet to Random Breakdowns. *Phys. Rev. Lett.* 85 (Nov 2000), 4626–4628. Issue 21. <https://doi.org/10.1103/PhysRevLett.85.4626>
- Anirban Dasgupta, Ravi Kumar, and Tamas Sarlos. 2014. On estimating the average degree. In *Proceedings of the 23rd International Conference on World Wide Web (Seoul, Korea) (WWW '14)*. Association for Computing Machinery, New York, NY, USA, 795–806. <https://doi.org/10.1145/2566486.2568019>
- Nurcan Durak, Tamara G. Kolda, Ali Pinar, and C. Seshadhri. 2013. A scalable null model for directed graphs matching all degree distributions: In, out, and reciprocal. In *2013 IEEE 2nd Network Science Workshop (NSW)*. IEEE, West Point, USA, 23–30. <https://doi.org/10.1109/NSW.2013.6609190>
- Peter Ebbes, Zan Huang, Arvind Rangaswamy, Hari P Thadakamalla, and ORGB Unit. 2008. Sampling large-scale social networks: Insights from simulated networks. In *18th Annual Workshop on Information Technologies and Systems, Paris, France*, Vol. 100. Citeseer, WITS, Paris, 102–104.
- Talya Eden, Shweta Jain, Ali Pinar, Dana Ron, and C. Seshadhri. 2018. Provable and Practical Approximations for the Degree Distribution using Sublinear Graph Samples. In *Proceedings of the 2018 World Wide Web Conference (Lyon, France) (WWW '18)*. International World Wide Web Conferences Steering Committee, Republic and Canton of Geneva, CHE, 449–458. <https://doi.org/10.1145/3178876.3186111>
- Talya Eden and Will Rosenbaum. 2018. Lower Bounds for Approximating Graph Parameters via Communication Complexity. In *Approximation, Randomization, and Combinatorial Optimization. Algorithms and Techniques (APPROX/RANDOM 2018) (Leibniz International Proceedings in Informatics (LIPIcs), Vol. 116)*, Eric Blais, Klaus Jansen, José D. P. Rolim, and David Steurer (Eds.). Schloss Dagstuhl – Leibniz-Zentrum für Informatik, Dagstuhl, Germany, 11:1–11:18. <https://doi.org/10.4230/LIPIcs.APPROX-RANDOM.2018.11>
- Michalis Faloutsos, Petros Faloutsos, and Christos Faloutsos. 1999. On power-law relationships of the Internet topology. In *Proceedings of the Conference on Applications, Technologies, Architectures, and Protocols for Computer Communication (Cambridge, Massachusetts, USA) (SIGCOMM '99)*. Association for Computing Machinery, New York, NY, USA, 251–262. <https://doi.org/10.1145/316188.316229>
- Zhisong Fu, Zhengwei Wu, Houyi Li, Yize Li, Min Wu, Xiaojie Chen, Xiaomeng Ye, Benquan Yu, and Xi Hu. 2017. GeaBase: A High-Performance Distributed Graph Database for Industry-Scale Applications. In *2017 Fifth International Conference on Advanced Cloud and Big Data (CBD)*. IEEE, Shanghai, 170–175. <https://doi.org/10.1109/CBD.2017.37>
- Jennifer Golbeck. 2013. *Analyzing the Social Web*. Morgan Kaufmann, Oxford, England.
- Oded Goldreich. 1999. Combinatorial property testing (a survey). *Randomization Methods in Algorithm Design* 43 (1999), 45–59.
- Oded Goldreich. 2010. *Introduction to Testing Graph Properties*. Springer Berlin Heidelberg, Berlin, Heidelberg, 105–141. https://doi.org/10.1007/978-3-642-16367-8_7
- Oded Goldreich, Shari Goldwasser, and Dana Ron. 1998. Property testing and its connection to learning and approximation. *J. ACM* 45, 4 (July 1998), 653–750. <https://doi.org/10.1145/285055.285060>
- Oded Goldreich and Dana Ron. 1997. Property testing in bounded degree graphs. In *Proceedings of the Twenty-Ninth Annual ACM Symposium on Theory of Computing (El Paso, Texas, USA) (STOC '97)*. Association for Computing Machinery, New York, NY, USA, 406–415. <https://doi.org/10.1145/258533.258627>

- Oded Goldreich and Avi Wigderson. 2022. Non-adaptive vs Adaptive Queries in the Dense Graph Testing Model . In *2021 IEEE 62nd Annual Symposium on Foundations of Computer Science (FOCS)*. IEEE Computer Society, Los Alamitos, CA, USA, 269–275. <https://doi.org/10.1109/FOCS52979.2021.00035>
- Xiangyang Gou, Lei Zou, Chenxingyu Zhao, and Tong Yang. 2023. Graph Stream Sketch: Summarizing Graph Streams With High Speed and Accuracy. *IEEE Transactions on Knowledge and Data Engineering* 35, 6 (2023), 5901–5914. <https://doi.org/10.1109/TKDE.2022.3174570>
- Aric Hagberg, Pieter J Swart, and Daniel A Schult. 2008. *Exploring network structure, dynamics, and function using NetworkX*. Technical Report. Los Alamos National Laboratory (LANL), Los Alamos, NM (United States).
- Hossein Jowhari, Mert Sağlam, and Gábor Tardos. 2011. Tight bounds for Lp samplers, finding duplicates in streams, and related problems. In *Proceedings of the Thirtieth ACM SIGMOD-SIGACT-SIGART Symposium on Principles of Database Systems (Athens, Greece) (PODS '11)*. Association for Computing Machinery, New York, NY, USA, 49–58. <https://doi.org/10.1145/1989284.1989289>
- Eyal Kushilevitz and Noam Nisan. 1996. *Communication complexity*. Cambridge University Press, USA.
- Jure Leskovec and Christos Faloutsos. 2006. Sampling from large graphs. In *Proceedings of the 12th ACM SIGKDD International Conference on Knowledge Discovery and Data Mining (Philadelphia, PA, USA) (KDD '06)*. Association for Computing Machinery, New York, NY, USA, 631–636. <https://doi.org/10.1145/1150402.1150479>
- Jure Leskovec and Andrej Krevl. 2014. SNAP Datasets: Stanford Large Network Dataset Collection. <http://snap.stanford.edu/data>.
- Andrew McGregor. 2014. Graph stream algorithms: a survey. *SIGMOD Rec.* 43, 1 (May 2014), 9–20. <https://doi.org/10.1145/2627692.2627694>
- Michael Mitzenmacher. 2004. A brief history of generative models for power law and lognormal distributions. *Internet mathematics* 1, 2 (2004), 226–251.
- Michael Mitzenmacher and Eli Upfal. 2005. *Probability and Computing: Randomized Algorithms and Probabilistic Analysis*. Cambridge University Press, Cambridge.
- Mark E. J. Newman. 2003. The Structure and Function of Complex Networks. *SIAM Rev.* 45 (2003), 167–256. <https://api.semanticscholar.org/CorpusID:221278130>
- David M. Pennock, Gary W. Flake, Steve Lawrence, Eric J. Glover, and C. Lee Giles. 2002. Winners don't take all: Characterizing the competition for links on the web. *Proceedings of the National Academy of Sciences* 99, 8 (2002), 5207–5211. <https://doi.org/10.1073/pnas.032085699> arXiv:<https://www.pnas.org/doi/pdf/10.1073/pnas.032085699>
- Nataša Pržulj. 2007. Biological network comparison using graphlet degree distribution. *Bioinformatics* 23, 2 (01 2007), e177–e183. <https://doi.org/10.1093/bioinformatics/btl301> arXiv:https://academic.oup.com/bioinformatics/article-pdf/23/2/e177/49820586/bioinformatics_23_2_e177.pdf
- Anup Rao and Amir Yehudayoff. 2020. *Communication complexity: and applications*. Cambridge University Press, Cambridge, UK.
- Bruno Ribeiro and Don Towsley. 2012. On the estimation accuracy of degree distributions from graph sampling. In *2012 IEEE 51st IEEE Conference on Decision and Control (CDC)*. IEEE, Maui, Hawaii, 5240–5247. <https://doi.org/10.1109/CDC.2012.6425857>
- C. Seshadhri, Tamara G. Kolda, and Ali Pinar. 2012. Community structure and scale-free collections of Erdős-Rényi graphs. *Phys. Rev. E* 85 (May 2012), 056109. Issue 5. <https://doi.org/10.1103/PhysRevE.85.056109>

- C Seshadri. 2019. Problem 98: Estimating a Graph’s Degree Distribution - Open Problems in Sub-linear Algorithms — sublinear.info. https://sublinear.info/index.php?title=Open_Problems:98. [Accessed 08-05-2025].
- Olivia Simpson, C. Seshadhri, and Andrew McGregor. 2015. Catching the Head, Tail, and Everything in Between: A Streaming Algorithm for the Degree Distribution . In *2015 IEEE International Conference on Data Mining (ICDM)*. IEEE Computer Society, Los Alamitos, CA, USA, 979–984. <https://doi.org/10.1109/ICDM.2015.47>
- Jonathan R. Stewart. 2025. Consistency of empirical distributions of sequences of graph statistics in networks with dependent edges. *Journal of Multivariate Analysis* 207 (2025), 105420. <https://doi.org/10.1016/j.jmva.2025.105420>
- Michael P. H. Stumpf and Carsten Wiuf. 2005. Sampling properties of random graphs: the degree distribution. *Physical review. E, Statistical, nonlinear, and soft matter physics* 72 3 Pt 2 (2005), 036118. <https://api.semanticscholar.org/CorpusID:6521791>
- Jeffrey S. Vitter. 1985. Random sampling with a reservoir. *ACM Trans. Math. Softw.* 11, 1 (March 1985), 37–57. <https://doi.org/10.1145/3147.3165>
- Douglas Brent West et al. 2001. *Introduction to graph theory*. Vol. 2. Prentice hall Upper Saddle River, USA.
- Da Yan, Yingyi Bu, Yuanyuan Tian, and Amol Deshpande. 2017. Big Graph Analytics Platforms. *Found. Trends Databases* 7, 1–2 (Jan. 2017), 1–195. <https://doi.org/10.1561/19000000056>
- Xin Yuan, Shuai Shao, H. Eugene Stanley, and Shlomo Havlin. 2015. How breadth of degree distribution influences network robustness: Comparing localized and random attacks. *Phys. Rev. E* 92 (Sep 2015), 032122. Issue 3. <https://doi.org/10.1103/PhysRevE.92.032122>
- Yaonan Zhang, Eric D. Kolaczyk, and Bruce D. Spencer. 2015. Estimating network degree distributions under sampling: An inverse problem, with applications to monitoring social media networks. *The Annals of Applied Statistics* 9, 1 (2015), 166 – 199. <https://doi.org/10.1214/14-AOAS800>

Appendix

A Chernoff Bounds

We will be using the following variation of the Chernoff bound that bounds the deviation of the sum of independent Poisson trials (Mitzenmacher and Upfal, 2005).

Lemma 21 (Multiplicative Chernoff Bound). *Given i.i.d. random variables X_1, X_2, \dots, X_t where $\Pr[X_i = 1] = p$ and $\Pr[X_i = 0] = (1 - p)$, define $X = \frac{1}{t} \sum_{i \in [t]} X_i$. Then, we have:*

$$\Pr[X \geq (1 + \varepsilon) \mathbb{E}[X]] \leq \left(\frac{e^\varepsilon}{(1 + \varepsilon)^{(1 + \varepsilon)}} \right)^{t \mathbb{E}[X]} \quad 0 \leq \varepsilon \quad (3)$$

$$\Pr[X \leq (1 - \varepsilon) \mathbb{E}[X]] \leq \exp \left(-\frac{t \varepsilon^2 \mathbb{E}[X]}{2} \right) \quad 0 \leq \varepsilon < 1 \quad (4)$$

$$\Pr[X \geq (1 + \varepsilon) \mathbb{E}[X]] \leq \exp \left(-\frac{t \varepsilon^2 \mathbb{E}[X]}{3} \right) \quad 0 \leq \varepsilon < 1 \quad (5)$$

$$\Pr[|X - \mathbb{E}[X]| \leq \varepsilon \mathbb{E}[X]] \leq 2 \exp \left(-\frac{t \varepsilon^2 \mathbb{E}[X]}{3} \right) \quad 0 \leq \varepsilon < 1 \quad (6)$$

$$\Pr[X \geq (1 + \varepsilon) \mathbb{E}[X]] \leq \exp \left(-\frac{t \varepsilon^2 \mathbb{E}[X]}{2 + \varepsilon} \right) \quad 0 \leq \varepsilon \quad (7)$$

The bound of Equation 7, while well-known in the literature, is not explicitly given in Mitzenmacher and Upfal (2005). Hence, we provide a derivation for it here for completeness.

Proof. Our starting point is the bound of Equation 3. We have for all $\varepsilon > 0$:

$$\begin{aligned} \Pr[X \geq (1 + \varepsilon) \mathbb{E}[X]] &\leq \left(\frac{e^\varepsilon}{(1 + \varepsilon)^{(1 + \varepsilon)}} \right)^{t \mathbb{E}[X]} \\ &\leq \exp(t \mathbb{E}[X] (\varepsilon - (1 + \varepsilon) \log_e(1 + \varepsilon))) \\ &\leq \exp \left(t \mathbb{E}[X] \left(\varepsilon - (1 + \varepsilon) \frac{2\varepsilon}{2 + \varepsilon} \right) \right) \quad \log_e(1 + x) \geq \frac{2x}{2 + x} \\ &\leq \exp \left(t \varepsilon \mathbb{E}[X] \left(1 - \frac{2 + 2\varepsilon}{2 + \varepsilon} \right) \right) \\ &\leq \exp \left(t \varepsilon \mathbb{E}[X] \left(\frac{-\varepsilon}{2 + \varepsilon} \right) \right) \\ &\leq \exp \left(-\frac{t \varepsilon^2 \mathbb{E}[X]}{2 + \varepsilon} \right) \end{aligned}$$

□

We also derive the following bound for poisson trials with upper bounded p . Several forms of this bound are known in the literature, but we proof the exact form that we use for completeness.

Lemma 22 (One Sided Chernoff Like Bound). *Given i.i.d. random variables X_1, X_2, \dots, X_t where $\Pr[X_i = 1] = p$ and $\Pr[X_i = 0] = (1 - p)$ with $p \leq \tau(1 - \varepsilon)$ for some $0 \leq \varepsilon \leq \frac{1}{2}$, define $X = \frac{1}{t} \sum_{i \in [t]} X_i$. Then, we have:*

$$\Pr[X \geq t\tau] \leq \exp \left(-\frac{\varepsilon^2 t \tau}{10} \right)$$

Proof. Let us divide the possible range of values p can take into buckets $\mathcal{B}_i = \left[\frac{\tau(1-\varepsilon)}{2^{i+1}}, \frac{\tau(1-\varepsilon)}{2^i} \right]$, for $i \geq 0$. For any value of p in the i -th such bucket \mathcal{B}_i , we have:

$$\mathbb{E}[X] = \mathbb{E} \left[\frac{1}{t} \sum_{i \in [t]} X_i \right] = \frac{1}{t} \sum_{i \in [t]} \mathbb{E}[X_i] = \Pr[X_i = 1]$$

Also, as we are considering the i -th bucket \mathcal{B}_i , we have:

$$\frac{\tau(1-\varepsilon)}{2^i} \geq \mathbb{E}[X] \geq \frac{\tau(1-\varepsilon)}{2^{i+1}} \quad (8)$$

Now, we have:

$$\begin{aligned} & \Pr[X \geq t\tau] \\ & \leq \Pr \left[X \geq \frac{2^i}{1-\varepsilon} \mathbb{E}[X] \right] && \text{By Equation 8} \\ & \leq \Pr [X \geq 2^i(1+\varepsilon) \mathbb{E}[X]] && \varepsilon \leq 1 \implies \frac{1}{1-\varepsilon} \geq 1+\varepsilon \\ & \leq \exp \left(-\frac{(2^i(1+\varepsilon)-1)^2 t \mathbb{E}[X]}{1+2^i(1+\varepsilon)} \right) && \text{By Lemma 21} \\ & \leq \exp \left(-\frac{2^{2i} \varepsilon^2 t \mathbb{E}[X]}{1+2^i(1+\varepsilon)} \right) && i \geq 0 \implies (2^i(1+\varepsilon)-1) \geq 2^i \varepsilon \\ & \leq \exp \left(-\frac{2^{2i} \varepsilon^2 t \mathbb{E}[X]}{2^i(2+\varepsilon)} \right) && i \geq 0 \implies 1+2^i(1+\varepsilon) \leq 2^i(2+\varepsilon) \\ & \leq \exp \left(-\frac{2^{2i} \varepsilon^2 t \tau (1-\varepsilon)}{2^{2i+1}(2+\varepsilon)} \right) && \text{By Equation 8} \\ & = \exp \left(-\frac{\varepsilon^2 t \tau (1-\varepsilon)}{2(2+\varepsilon)} \right) \\ & \leq \exp \left(-\frac{\varepsilon^2 t \tau}{10} \right) && \varepsilon \leq \frac{1}{2} \implies \frac{1-\varepsilon}{2(1-\varepsilon)} \geq \frac{1}{10} \end{aligned}$$

□

B Proof of the General Lower Bounds

In this section, we provide the proof for the general lower bounds. All the results are restated here for clarity.

B.0.1 Streaming Model

The broad idea of obtaining lower bounds in the streaming setup is to construct one part of the streaming input entirely from Alice's x , and the remaining part of the stream from Bob's y . If the streaming algorithm uses S bits to compute the function, then S bits suffice to solve the corresponding communication problem in the one-way setting. Now, we state and prove our result for this section:

Theorem 17. *For any $n \in \mathbb{N}$, there exists graphs G with n vertices such that any algorithm in the one-pass streaming model computing $(\varepsilon_{\mathcal{D}}, \varepsilon_{\mathcal{R}})$ -BMA of ccdh of G for any $\varepsilon_{\mathcal{D}} < \frac{1}{2}, \varepsilon_{\mathcal{R}} < 1$ must use $\Omega(n)$ space.*

Proof. We use the gadgets described above to reduce from the $\text{DISJ}_M^{\text{prom}}$ problem. Given an input x , Alice generates the edge stream of $\sigma^A = (e_1, \dots, e_M)$ where $e_i = (5i, 5i + 1)$ if $x_i = 1$, and $(5i + 1, 5i + 3)$ otherwise. Correspondingly, Bob generates the edge stream $\sigma^B = (e_{M+1}, \dots, e_{2M})$ where $e_{M+i} = (5i, 5i + 2)$ if $y_i = 1$, and $(5i + 2, 5i + 4)$ otherwise.

Now, observe that the graph has $n = 5M$ vertices, and $m = 2M$ edges. Furthermore, if $\text{DISJ}_M^{\text{prom}}(x, y) = 1$, then the ccdh is of the form:

$$C(i) = \begin{cases} n & i \leq 1 \\ 0 & o/w \end{cases}$$

Alternatively, if $\text{DISJ}_M^{\text{prom}}(x, y) = 0$, then:

$$C(i) = \begin{cases} n & i \leq 1 \\ 1 & i = 2 \\ 0 & o/w \end{cases}$$

Let \mathcal{A} be a one-pass streaming algorithm that uses S space to compute the $(\varepsilon_{\mathcal{D}}, \varepsilon_{\mathcal{R}})$ -BMA of the CCDH. As the algorithm \mathcal{A} computes an $(\varepsilon_{\mathcal{D}}, \varepsilon_{\mathcal{R}})$ -BMA \hat{C} for $\varepsilon_{\mathcal{D}} < \frac{1}{2}$, we would have:

$$\hat{C}(2) = \begin{cases} > 0 & \text{if } \text{DISJ}_M^{\text{prom}}(x, y) = 0 \\ 0 & \text{if } \text{DISJ}_M^{\text{prom}}(x, y) = 1 \end{cases}$$

Then, we would be able to solve $\text{DISJ}_M^{\text{prom}}$ using $O(S)$ bits. Given the lower bound on $\text{DISJ}_M^{\text{prom}}$ of Lemma 16, we have $S = \Omega(n)$. \square

B.0.2 Query Model

First, we give a short overview of the idea of the techniques established in Eden and Rosenbaum (2018). Let us denote by \mathcal{G}_n the set of all possible graphs containing n vertices. Consider a communication complexity problem $f : \{0, 1\}^M \times \{0, 1\}^M \rightarrow \{0, 1\}$ with a known lower bound of $\Omega(Q)$ bits of communication. Let $\mathcal{E} : \{0, 1\}^M \times \{0, 1\}^M \rightarrow \mathcal{G}_{f(M)}$ for some $f : \mathbb{N} \rightarrow \mathbb{N}$ be an embedding function that given $x, y \in \{0, 1\}^M$ constructs a graph $G_{x,y} \in \mathcal{G}_{f(M)}$. Now, if for some property $\mathcal{P} : \mathcal{G}_n \rightarrow \mathbb{R}$, we have:

$$\mathcal{P}(G_{x,y}) = \begin{cases} p & \text{if } f(x, y) = 1 \\ p' & \text{if } f(x, y) = 0 \end{cases}$$

Then any algorithm that computes a sufficiently good approximation of \mathcal{P} to distinguish between the cases p and p' must use $\Omega\left(\frac{Q}{q}\right)$ queries if each query allowed can be implemented in the communication model using q bits of communication. Our main objective in establishing the lower bound is to construct an appropriate embedding \mathcal{E} and establish an upper bound on q for all allowable queries given the corresponding graph property \mathcal{P} .

Theorem 18. *For any n , there exists graphs G with n vertices such that any algorithm using *Degree*, *Neighbor*, *EdgeExist*, and *Random Edge* queries that computes $(\varepsilon_{\mathcal{D}}, \varepsilon_{\mathcal{R}})$ -BMA of the ccdh of the graph for any $\varepsilon_{\mathcal{D}} < \frac{1}{2}$, and $\varepsilon_{\mathcal{R}} < 1$ must use $\Omega(n)$ queries.*

Proof. The embedding \mathcal{E} that we use here is as described above in Figure 1. For any $x, y \in \{0, 1\}^M$, $\mathcal{E}(x, y)$ creates a graph $G_{x,y} = (V_{x,y}, E_{x,y})$ with $5M$ vertices labeled $\cup_{i \in [M]} \{5i, 5i+1, 5i+2, 5i+3, 5i+4\} = V_{x,y}$. For the edges in $E_{x,y}$, for each $i \in [M]$, $(5i, 5i+1) \in E_{x,y}$ if $x_i = 1$, $(5i+1, 5i+3) \in E_{x,y}$ if $x_i = 0$. Similarly, we also add for each $i \in [M]$, $(5i, 5i+2) \in E_{x,y}$ if $y_i = 1$, $(5i+2, 5i+4) \in E_{x,y}$ if $y_i = 0$. Now, as stated earlier, we have for this construction:

$$\hat{C}_{G_{x,y}}(2) = \begin{cases} > 0 & \text{if } \text{DISJ}_M^{\text{prom}}(x, y) = 0 \\ 0 & \text{if } \text{DISJ}_M^{\text{prom}}(x, y) = 1 \end{cases}$$

An algorithm that constructs an $(\varepsilon_{\mathcal{D}}, \varepsilon_{\mathcal{R}})$ -BMA of ccdh for any $\varepsilon_{\mathcal{D}} < \frac{1}{2}$ for all graphs will be able to distinguish between these two cases. Now, we discuss how to implement the queries in the communication model:

- **Degree:** Given a vertex $j = 5i + k$, $0 \leq k \leq 4$, checking x_i and y_i suffices to know the degree. Therefore, we need at most 2 bits of communication to implement the *Degree* query.
- **Random Edge:** Each edge in the graph has an one-to-one correspondence with each element in the two strings. Choose one index out of the $[2M]$ indices at random and communicate that bit to obtain the corresponding edge. Hence, we need exactly 1 bit of communication to implement the *Random Edge* given access to shared random string to Alice and Bob.
- **EdgeExist:** Each vertex-pair has at most one possible way of having an edge, defined by corresponding x_i or y_i . Communicating this bit suffices to decide whether the given vertex-pair contain an edge or not. Thus, communicating 1 bit suffices to implement *EdgeExist* query.
- **Neighbor:** Each vertex have one-possible neighbour, simulate *EdgeExist* for that vertex. Return it if there, otherwise return null. Hence, communicating 1 bit suffices to implement the *Neighbor* query.

As described above, all the queries can be implemented using $O(1)$ bits of communication. Thus, any algorithm that computes an $(\varepsilon_{\mathcal{D}}, \varepsilon_{\mathcal{R}})$ -BMA of ccdh for any $\varepsilon_{\mathcal{D}} < \frac{1}{2}$ requires to make $\Omega(M)$ queries. Given, $n = 5M$, we have the stated lower bound. \square

C Proof of the h-index Sensitive Lower Bounds

In this section, we provide the proof for the h-index sensitive lower bounds. All the results are restated here for clarity.

C.0.1 Streaming Model

Here, we prove our h-index sensitive lower bounds for computing an $(\varepsilon_{\mathcal{D}}, \varepsilon_{\mathcal{R}})$ -BMA of ccdh in the streaming model.

Theorem 19. *For any $n, m, h \in \mathbb{N}$ such that $n \geq \frac{5m}{h}$, there exists graphs G with n vertices, m edges and h-index h such that any algorithm in the one-pass streaming model that computes $(\varepsilon_{\mathcal{D}}, \varepsilon_{\mathcal{R}})$ -BMA of the ccdh of the graph for any $\varepsilon_{\mathcal{D}} < \frac{1}{3}$ must use $\Omega\left(\frac{m}{h}\right)$ space.*

Proof. We use the construction described above to reduce from the $\text{DISJ}_M^{\text{prom}}$ problem. We construct a graph on n vertices with six independent sets of vertices A, B, C, D, E, I with $|A| = |B| = |C| = |D| = |E| = M$, and $|I| = n - 5M$. For the stream of edges, given an input $x \in \{0, 1\}^M$, Alice generates the edge stream of $\sigma^A = (\sigma_1^A, \sigma_2^A, \dots, \sigma_M^A)$ where for each $i \in [M]$, Alice generates h edges σ_i^A as follows:

- $x_i = 0$: $\sigma_i^A = \left((a_i, b_i), (a_i, b_{i+1}), \dots, (a_i, b_{i+\frac{h}{4}-1}), (d_i, b_{i+\frac{h}{4}}), (d_i, b_{i+\frac{h}{4}+1}), \dots, (d_i, b_{i+h-1})\right)$
- $x_i = 1$: $\sigma_i^A = \left((a_i, b_i), (a_i, b_{i+1}), \dots, (a_i, b_{i+\frac{3h}{4}-1}), (d_i, b_{i+\frac{3h}{4}}), (d_i, b_{i+\frac{3h}{4}+1}), \dots, (d_i, b_{i+h-1})\right)$

Correspondingly, given an input $y \in \{0, 1\}^M$, Bob generates the edge stream of $\sigma^B = (\sigma_1^B, \sigma_2^B, \dots, \sigma_M^B)$ where for each $i \in [M]$, Bob generates h edges σ_i^B as follows:

- $y_i = 0$: $\sigma_i^B = \left((a_i, c_i), (a_i, c_{i+1}), \dots, (a_i, c_{i+\frac{h}{4}-1}), (e_i, c_{i+\frac{h}{4}}), (e_i, c_{i+\frac{h}{4}+1}), \dots, (e_i, c_{i+h-1})\right)$
- $y_i = 1$: $\sigma_i^B = \left((a_i, c_i), (a_i, c_{i+1}), \dots, (a_i, c_{i+\frac{3h}{4}-1}), (e_i, c_{i+\frac{3h}{4}}), (e_i, c_{i+\frac{3h}{4}+1}), \dots, (e_i, c_{i+h-1})\right)$

Now, observe that the graph has n vertices by construction, and $m = hM$ edges. Note that each vertex in B and C has degree exactly h , and there are total of $2h$ such vertices. Each vertex in D and E has degree at most $\frac{3h}{4}$. Each vertex a_i in A has degree $\frac{6h}{4}$ if $x_i = y_i = 1$, and at most h otherwise. As we have considered the promise version of DISJ , there can be only one vertex in A with degree greater than h . Hence, the constructed graph has h-index h . Furthermore, if $\text{DISJ}_M^{\text{prom}}(x, y) = 1$, then the ccdh is of the form:

$$C(i) = \begin{cases} > h & i \leq h \\ 0 & i > h \end{cases}$$

Alternatively, if $\text{DISJ}_M^{\text{prom}}(x, y) = 0$, then:

$$C(i) = \begin{cases} > h & i \leq h \\ 1 & h < i \leq \frac{6h}{4} \\ 0 & \frac{6h}{4} < i \end{cases}$$

Let \mathcal{A} be a one-pass streaming algorithm that uses S space to compute the $(\varepsilon_{\mathcal{D}}, \varepsilon_{\mathcal{R}})$ -BMA of the CCDH. As the algorithm \mathcal{A} computes an $(\varepsilon_{\mathcal{D}}, \varepsilon_{\mathcal{R}})$ -BMA \hat{C} for $\varepsilon_{\mathcal{D}} < \frac{1}{3}$, we would have:

$$\hat{C}\left(\frac{6h}{4}\right) = \begin{cases} > 0 & \text{if } \text{DISJ}_M^{\text{prom}}(x, y) = 0 \\ 0 & \text{if } \text{DISJ}_M^{\text{prom}}(x, y) = 1 \end{cases}$$

Then, we would be able to solve $\text{DISJ}_M^{\text{prom}}$ using $O(S)$ bits. Given the lower bound on $\text{DISJ}_M^{\text{prom}}$ of $\Omega(M)$ (Lemma 16), and the fact that $M = \frac{m}{h}$, we have $S = \Omega\left(\frac{m}{h}\right)$. \square

C.0.2 Query Model

Here, we prove our h -index sensitive lower bounds for computing an $(\varepsilon_{\mathcal{D}}, \varepsilon_{\mathcal{R}})$ -BMA of ccdh in the query model.

Theorem 20. *For any $n, m, h \in \mathbb{N}$ such that $n \geq \frac{5m}{h}$, there exists graphs G with n vertices, m edges, and h -index h such that any algorithm using *Degree*, *Neighbor*, *EdgeExist*, and *Random Edge* queries that computes $(\varepsilon_{\mathcal{D}}, \varepsilon_{\mathcal{R}})$ -BMA of the ccdh of the graph for any $\varepsilon_{\mathcal{D}} < \frac{1}{2}$ must use $\Omega\left(\frac{m}{h}\right)$ queries.*

Proof. We first describe the embedding \mathcal{E} from the strings x and y . The embedding \mathcal{E} that we use here is as described above in Figure 2. Formally, we start with the vertex set $V_{x,y}$, consisting of six independent sets of vertices A, B, C, D, E, I with $|A| = |B| = |C| = |D| = |E| = M$, and $|I| = n - 5M$. For the edge set $E_{x,y}$, for each x_i , we add edges:

$$\begin{aligned} & \left\{ (a_i, b_i), (a_i, b_{i+1}), \dots, (a_i, b_{i+\frac{h}{4}-1}), (d_i, b_{i+\frac{h}{4}}), (d_i, b_{i+\frac{h}{4}+1}), \dots, (d_i, b_{i+h-1}) \right\} & \text{if } x_i = 0 \\ & \left\{ (a_i, b_i), (a_i, b_{i+1}), \dots, (a_i, b_{i+\frac{3h}{4}-1}), (d_i, b_{i+\frac{3h}{4}}), (d_i, b_{i+\frac{3h}{4}+1}), \dots, (d_i, b_{i+h-1}) \right\} & \text{if } x_i = 1 \end{aligned}$$

Correspondingly, we also add for each y_i :

$$\begin{aligned} & \left\{ (a_i, c_i), (a_i, c_{i+1}), \dots, (a_i, c_{i+\frac{h}{4}-1}), (e_i, c_{i+\frac{h}{4}}), (e_i, c_{i+\frac{h}{4}+1}), \dots, (e_i, c_{i+h-1}) \right\} & \text{if } y_i = 0 \\ & \left\{ (a_i, c_i), (a_i, c_{i+1}), \dots, (a_i, c_{i+\frac{3h}{4}-1}), (e_i, c_{i+\frac{3h}{4}}), (e_i, c_{i+\frac{3h}{4}+1}), \dots, (e_i, c_{i+h-1}) \right\} & \text{if } y_i = 1 \end{aligned}$$

For any $x, y \in \{0, 1\}^M$, $\mathcal{E}(x, y)$ creates a graph $G_{x,y} = (V_{x,y}, E_{x,y})$ with n vertices, Mh edges. Fixing $M = \frac{m}{h}$ makes the number of edges m . Again, by the earlier arguments, the h -index of the graph is always h . Now, consider \mathcal{A} to be an algorithm that computes an $(\varepsilon_{\mathcal{D}}, \varepsilon_{\mathcal{R}})$ -BMA of the ccdh for all graphs using $O(Q)$ queries. As stated earlier, we have for this construction:

$$\widehat{C}_{G_{x,y}}\left(\frac{6h}{4}\right) = \begin{cases} > 0 & \text{if } \text{DISJ}_M^{\text{prom}}(x, y) = 0 \\ 0 & \text{if } \text{DISJ}_M^{\text{prom}}(x, y) = 1 \end{cases}$$

Thus, we can solve $\text{DISJ}^{\text{prom}}$ using \mathcal{A} . Now, we discuss how to implement the queries in the communication model:

- **Degree:** Given a vertex in B or C , return h . For a vertex in $d \in D$ (resp. $e \in E$), return $\frac{3h}{4}$ if $x_i = 0$ (resp. $y_i = 0$), and return $\frac{h}{4}$ if $x_i = 1$ (resp. $y_i = 1$). For a vertex in A , if $x_i = y_i = 0$, return $\frac{h}{2}$. If $x_i = 0$ and $y_i = 1$ or $x_i = 1$ and $y_i = 0$, return h . If $x_i = y_i = 1$, return $\frac{6h}{4}$. Hence, for any degree query, exchanging at most 2 elements of the strings suffice. Thus, *Degree* can be implemented using at most 2 bits of communication.
- **Random Edge:** Each edge in the graph is associated with a element in either of the two strings. On the other hand, each string element is associated with exactly h edges. To generate a *Random Edge*, choose one index out of the $[2M]$ indices at random and communicate that bit, then use shared randomness to obtain an edge out of the possible h edges uniformly at random. Hence, we need exactly 1 bit of communication to implement the *Random Edge* given access to shared random string to Alice and Bob.
- **EdgeExist:** Each vertex-pair has at most one possible way of having an edge, defined by corresponding x_i or y_i . Communicating this bit suffices to decide whether the given vertex-pair contain an edge or not. Thus, communicating 1 bit suffices to implement *EdgeExist* query.
- **Neighbor(v, j):** For a vertex d_i (resp. e_i) in D (resp. E), if corresponding x_i (resp. y_i) is 1, return c_{i+j} if $j \leq \frac{h}{4}$, and if x_i (resp. y_i) is 0, return c_{i+j} if $j \leq \frac{3h}{4}$. For a vertex b_i (resp. c_i) in B (resp. C), if $j \geq \frac{3h}{4}$, return d_{i-h+j} (resp. e_{i-h+j} , else if $j \leq \frac{h}{4}$, return a_{i-h+j} , else if $x_{i-h+j} = 1$ (resp. $y_{i-h+j} = 1$, return a_{i-h+j} (resp. d_{i-h+j} (resp. e_{i-h+j}). For a vertex a_i in A , if $j \leq \frac{h}{4}$, return b_{i+j} , else if $x = 1$, return b_{i+j} if $j \leq \frac{3h}{4}$.

As described above, all the queries can be implemented using $O(1)$ bits of communication. Thus, any algorithm that computes an $(\varepsilon_{\mathcal{D}}, \varepsilon_{\mathcal{R}})$ -BMA of ccdh for any $\varepsilon_{\mathcal{D}} < \frac{1}{2}$ requires to make $\Omega(M)$ queries. Given, $m = 2hM$, we have the stated lower bound. \square

D Experiments

In this section, we evaluate our algorithms on datasets from the SNAP network datasets Leskovec and Krevl (2014). The datasets consists of those studied in the earlier works Simpson et al. (2015); Eden et al. (2018), and range from social network data, web graphs, location data etc. We implemented our algorithms in python using the NetworkX library Hagberg et al. (2008). We have used a 64-bit and 4 GHz 12-th Gen Intel(R) Core(TM) i7-12700 processor with 12 cores, and 32 GB RAM.

D.1 Implementation Details

We implement the algorithm in its generic form (Algorithm 1) through obtaining degree and edge samples directly. We set the approximation parameters as $\varepsilon_{\mathcal{D}} = \varepsilon_{\mathcal{R}} = 0.1$, and the universal constant c is fixed at 0.01. Although an h' satisfying our criteria can be obtained sublinearly through the techniques in Assadi and Nguyen (2022), we implement using the exact value of h-index for simplicity.

D.2 Observations

- **General Performance:** For all the graphs that we have considered, our algorithm has produced accurate estimates for the ccdh across all degrees. Refer to Appendix D.3 for visualization of the results.
- **Sampling ratio improves for larger graphs:** As observed by Eden et al. (2018), the larger graphs, with the exception of `cit-Patents` have higher h-index. This results in the sample ratio being lower for these graphs, as illustrated in Table 2.
- **Body is harder than Head and Tail:** The estimates produced by our algorithm approximates the head and tail parts of the ccdh better than the body, or the middle section. This suggests there might be a better algorithm if we want to approximate just the tail section of the ccdh, which was another question posed in Seshadri (2019).

Data	#Vertices	#Vertex	#Edges	#Edge	%Sample	h-index
Set	(n)	Sample(q)	(m)	Sample (r)	($q/n = r/m$)	(h)
loc-gowalla	1.97×10^5	4,356	9.50×10^5	21,060	2.22%	275
web-Stanford	2.82×10^5	4,142	1.99×10^6	29,281	1.47%	427
web-BerkStan	6.85×10^5	6,457	6.65×10^6	62,659	0.94%	713
web-Google	8.76×10^5	14,298	4.32×10^6	70,570	1.63%	419
com-youtube	1.13×10^6	14,463	2.99×10^6	38,074	1.27%	547
soc-pokec	1.63×10^6	23,738	2.23×10^7	324,235	1.45%	492
as-skitter	1.70×10^6	12,389	1.11×10^7	81,034	0.73%	982
wiki-Talk	2.39×10^6	16,652	4.66×10^6	32,406	0.70%	1,056
cit-Patents	3.77×10^6	120,600	1.65×10^7	527,764	3.19%	237
com-lj	4.00×10^6	37,514	3.47×10^7	325,431	0.94%	810
soc-LiveJournal1	4.85×10^6	37,726	4.34×10^7	337,528	0.78%	989

Table 2: Summary data for simulation of Algorithm 1

D.3 Figures

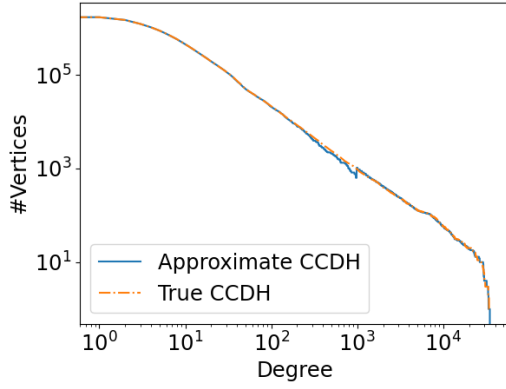


Figure 3: as-skitter

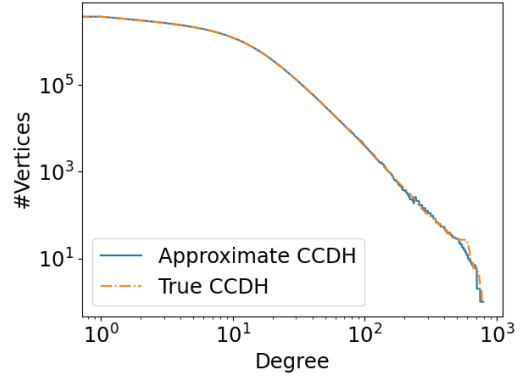


Figure 4: cit-Patents

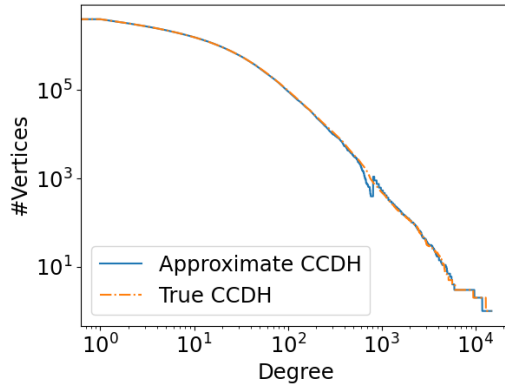


Figure 5: com-lj

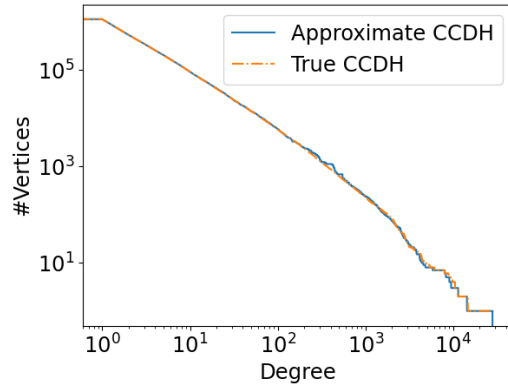


Figure 6: com-youtube

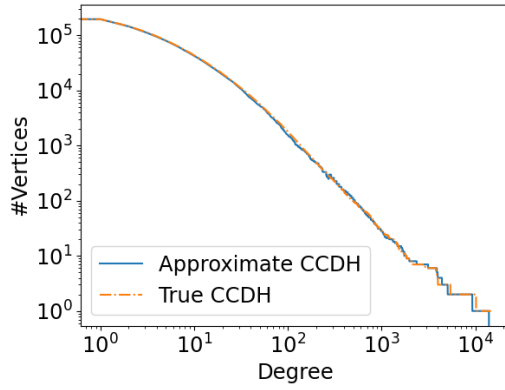


Figure 7: loc-gowalla

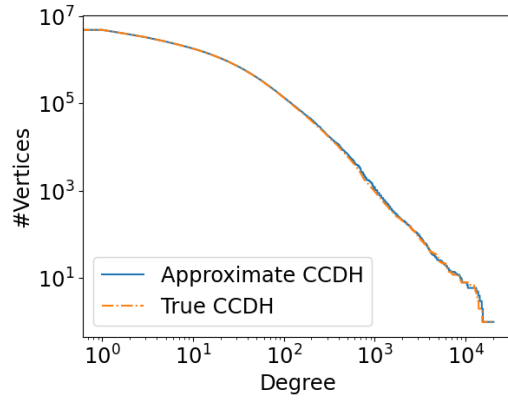


Figure 8: soc-LiveJournal1

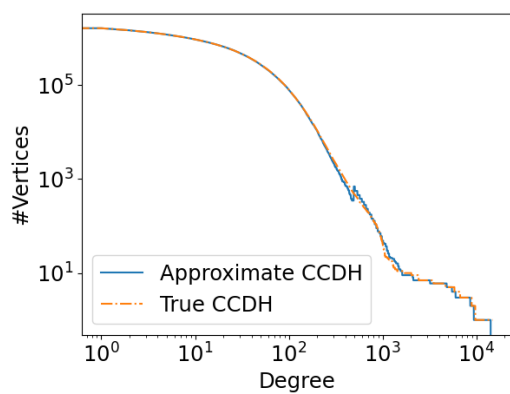


Figure 9: soc-pokec-relationships

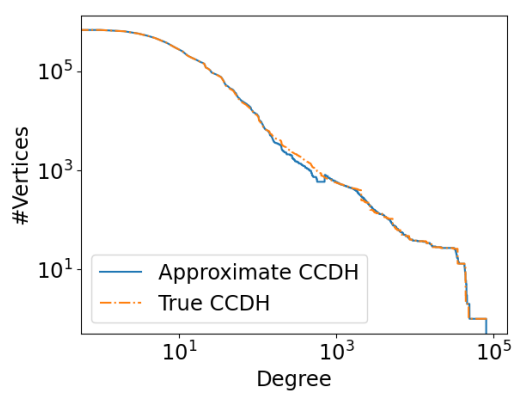


Figure 10: web-BerkStan

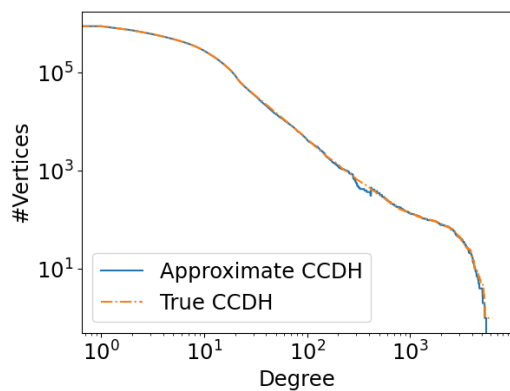


Figure 11: web-Google

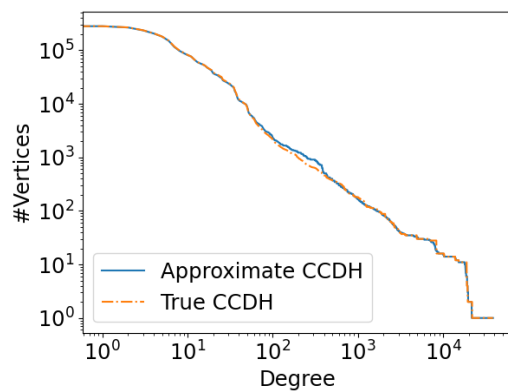


Figure 12: web-Stanford

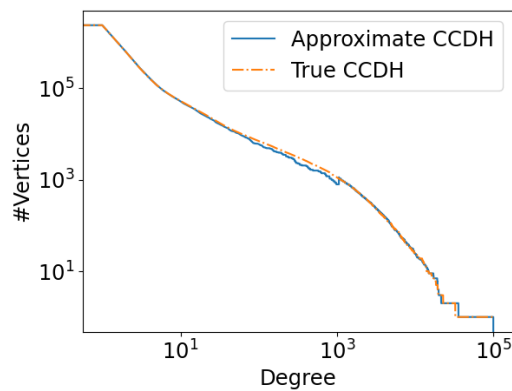


Figure 13: wiki-Talk