

# Adversarial Defence without *Adversarial Defence*: Enhancing Language Model Robustness via Instance-level Principal Component Removal

Yang Wang<sup>1</sup>, Chenghao Xiao<sup>2</sup>, Yizhi Li<sup>1</sup>,

Stuart E. Middleton<sup>3</sup>, Noura Al Moubayed<sup>2</sup>, Chenchua Lin<sup>1</sup>

<sup>1</sup>The University of Manchester, <sup>2</sup>Durham University, <sup>3</sup>The University of Southampton

yangwang4work@gmail.com, chenghao.xiao@durham.ac.uk

yizhi.li-2@manchester.ac.uk, sem03@soton.ac.uk

noura.al-moubayed@durham.ac.uk, chenchua.lin@manchester.ac.uk

## Abstract

Pre-trained language models (PLMs) have driven substantial progress in natural language processing but remain vulnerable to adversarial attacks, raising concerns about their robustness in real-world applications. Previous studies have sought to mitigate the impact of adversarial attacks by introducing adversarial perturbations into the training process, either implicitly or explicitly. While both strategies enhance robustness, they often incur high computational costs. In this work, we propose a simple yet effective add-on module that enhances the adversarial robustness of PLMs by removing instance-level principal components, without relying on conventional adversarial defences or perturbing the original training data. Our approach transforms the embedding space to approximate Gaussian properties, thereby reducing its susceptibility to adversarial perturbations while preserving semantic relationships. This transformation aligns embedding distributions in a way that minimises the impact of adversarial noise on decision boundaries, enhancing robustness without requiring adversarial examples or costly training-time augmentation. Evaluations on eight benchmark datasets show that our approach improves adversarial robustness while maintaining comparable before-attack accuracy to baselines, achieving a balanced trade-off between robustness and generalisation.

## 1 Introduction

Pre-trained language models (PLMs) have exhibited remarkable performance across various fields such as computer vision (Dosovitskiy et al., 2021; Touvron et al., 2021; Khan et al., 2022; Wang et al., 2023; Zhu et al., 2024) and natural language processing (NLP) (Devlin et al., 2018; Liu et al., 2019b; Yang et al., 2019; He et al., 2021b,a; Asl

et al., 2023). Although they have achieved great success in a number of fields, their vulnerability to adversarial attacks has unveiled a significant challenge to models’ robustness by adding small human-imperceptible perturbations to normal examples (Sun et al., 2020; Li et al., 2020b; He et al., 2021c; Jha and Reddy, 2023).

Existing adversarial defence methods often demand extensive computational resources, or have limited improvements in adversarial robustness. For example, adversarial training-based methods (Madry et al., 2018; Zhu et al., 2020; Li and Qiu, 2021; Wang et al., 2021a) involve generating perturbations through multiple iterations during training, which significantly increases the computational overhead. Similarly, some ensemble-based techniques leverage the statistical properties of the ensemble to provably certify the robustness (Ye et al., 2020a; Zhou et al., 2021b; Moon et al., 2023b; Zeng et al., 2023), leading to additional costs during both training and inference. An alternative line of defence leverages regularisation-based methods (Ishida et al., 2020; Wang et al., 2021a; Liu et al., 2022; Yang et al., 2023b), which are more computationally efficient but tend to show limited improvements in robustness against adversarial attacks (Zhu and Rao, 2023). This disparity highlights the need for more efficient adversarial defence approaches that strike a balance between computational efficiency and robustness enhancement.

To address these challenges, we propose Purified Representation (PURE) to enhance adversarial robustness without introducing adversarial perturbations during training, either implicitly or explicitly<sup>1</sup>. PURE is implemented as a module that

<sup>1</sup>The title “Adversarial Defence without Adversarial Defence” is intended to be paradoxical. It signifies that PURE enhances adversarial robustness without employing the common strategies of adversarial defence (e.g., generating adversarial examples for training).

is integrated directly into the PLM’s architecture. The entire model is then trained using a standard fine-tuning process, requiring no special modifications. At its core, this module leverages Principal Component Removal (Arora et al., 2017) to reshape the embedding space. By removing dominant components, it encourages representations to align more closely with Gaussian-like distributions, which reduces the model’s sensitivity to the targeted perturbations that adversaries often exploit. This transformation strengthens robustness without relying on adversarial example generation or resource-intensive training augmentations, providing an efficient and practical solution for improving adversarial resilience in NLP tasks. The evaluation of PURE is underpinned by benchmarking eight language understanding datasets, spanning across sentiment analysis, subjectivity status classification, paraphrase identification, textual entailment, and commonsense reasoning. PURE shows superior textual adversarial defence ability to most tasks, while performing on-par with the baselines in terms of before-attack accuracy, indicating a good trade-off between robustness and generalisation. Our contributions can be summarised as follows:

- We introduce PURE, a novel, parameter-free module for improving adversarial robustness. Its plug-and-play design allows it to be easily integrated into PLMs and optimised with standard fine-tuning, eliminating the need for costly adversarial training.
- We are the first to empirically demonstrate that making the embedding space more geometrically uniform via Principal Component Removal is a highly effective defence mechanism for PLMs.

## 2 Related Work

The concept of model robustness is twofold. General robustness addresses resilience to natural, unintentional variations arising from real-world noise. Adversarial robustness, on the other hand, addresses resilience to malicious, intentional perturbations. These are carefully crafted by an adversary to be imperceptible to humans yet cause the model to fail (Madry et al., 2018; Alayrac et al., 2019; Wang et al., 2020c; Tsai et al., 2021; Wang et al., 2021c). In this work, we focus specifically on enhancing adversarial robustness.

### 2.1 Adversarial Attacks

The field of adversarial attacks was pioneered by Szegedy et al. (2013) in computer vision, where they demonstrated that visually imperceptible distortions could cause models to misclassify images with high confidence. The computational cost of this initial method spurred the development of more efficient gradient-based attacks, including the Fast Gradient Sign Method (Goodfellow et al., 2014b, FGSM) and Projected Gradient Descent (Madry et al., 2018, PGD).

Transferring adversarial attack methods from computer vision to NLP introduces unique challenges due to the discrete nature of textual data as opposed to continuous pixel values. Thus, NLP-focused adversarial attack research has largely focused on crafting semantics-preserving perturbations. For example, back-translation (Iyyer et al., 2018) generates adversarial examples by translating text back and forth between different languages. Wang et al. (2020b) use GANs (Goodfellow et al., 2014a) to create fluent adversarial texts that closely resemble natural language. Additionally, methods have been developed to identify critical words in text and replace them with synonyms or to introduce character-level perturbations such as typos in letters, numbers, or special symbols (Jin et al., 2020; Maheshwary et al., 2021; Li et al., 2018).

These advancements in adversarial attack methods have driven a deeper understanding of NLP models’ vulnerabilities, motivating the development of robust defence strategies to counteract a wide range of adversarial threats.

### 2.2 Adversarial Defences

Adversarial defences in NLP aim to enhance the robustness of models against adversarial perturbations. The primary defence strategies can be classified into four categories: adversarial training-based, perturbation control-based, certification-based, and regularisation-based methods.

**Adversarial training-based methods** involve augmenting the training data with adversarial examples, enabling the model to learn in an environment that simulates attacks in the training process, either implicitly or explicitly (Jin et al., 2020; Morris et al., 2020; Si et al., 2020; Wang et al., 2021a; Hauser et al., 2023). Implicit approaches usually generate perturbations dynamically in the embedding space as a part of the training pro-

cess, which improves the model’s resilience to a range of adversarial scenarios (Wu et al., 2017; Zhu et al., 2020; Dong et al., 2021a; Gao et al., 2023; Latorre et al., 2023). Explicit approaches, on the other hand, involves generating adversarial examples in the input space (text data) using adversarial attack methods (Jin et al., 2020; Li et al., 2020c; Tan et al., 2020; Zang et al., 2020), and these pre-generated adversarial examples will be incorporated into the training pipeline. We refer this explicit adversarial training-based approach as Adversarially-augmented (AdvAug) training (see §5.2). Despite its efficacy and interpretability, the adversarial training-based methods are often computationally intensive due to the need for extensive adversarial example generation and fine-tuning.

**Perturbation control-based methods** aim to detect and correct adversarial inputs by incorporating mechanisms to recognise potential perturbations (Alshemali and Kalita, 2019; Yoo et al., 2022; Shen et al., 2023; Ali et al., 2023) or by altering the perturbation toward cleaner inputs to limit the adversarial space (Sato et al., 2018; Zhang et al., 2020; Zhou et al., 2021a; Bao et al., 2021). Techniques include spell-checking systems for character-level defences that correct adversarially manipulated inputs before classification (Alshemali and Kalita, 2019) and word-level defences that substitute input words with synonyms to neutralise adversarial effects (Ye et al., 2020a; Zhou et al., 2021a; Dong et al., 2021b). However, synonym-based methods often face limitations in practical scenarios, where the perturbation sets of potential attacks are usually unknown (Li et al., 2021a).

**Certification-based methods** provide theoretical guarantees by constructing a perturbation-resistant region around the input space (Wang et al., 2019; Dong et al., 2021b; Asl et al., 2023; Moon et al., 2023a; Zeng et al., 2023). Although these methods offer strong theoretical assurances, they typically involve impractical constraints in real-world applications. Certification-based methods can require extensive computational resources and long verification times (Zeng et al., 2023), which may not be feasible in applications with limited computational capacity or real-time processing requirements.

**Regularisation-based methods** add regularisation terms to the loss function to improve model robustness without relying on adversarial examples generation or pre-defined synonym sets. For

example, Wang et al. (2021a) introduced two regularisers to improve out-of-domain robustness evaluated on adversarial NLI (Nie et al., 2020) and SQuAD (Jia and Liang, 2017) datasets. The first regulariser is an implementation of the Information Bottleneck principle (Tishby and Zaslavsky, 2015) specialised for contextual text representations, and the second regulariser is to minimise the mutual information between the input and the representation. Liu et al. (2022) introduced a “flooding” loss (Ishida et al., 2020), which helps models avoid overconfidence in predictions by maintaining the loss at a specific threshold. Their findings suggest that the flooding method shows promise in defending against adversarial attacks. Yang et al. (2023b) modified the traditional label smoothing technique (Guo et al., 2017) to account for adversarial perturbations, thereby enhancing model resilience. These structure-free approaches offer computational advantages over methods that depend on explicitly generated adversarial data or pre-defined perturbation sets.

## 2.3 Isotropic Latent Space

Isotropy in the context of representation learning refers to the uniform distribution of the directions of vectors in the embedding space, implying that no particular direction is overly dominant (Mu and Viswanath, 2018a). The embeddings spread more evenly across all dimensions, resembling a spherical Gaussian-like distribution where all directions are statistically similar.

Mu and Viswanath (2018a) propose a post-processing algorithm that masks out the top principal components of the data, and show that it improves performance for Word2Vec (Mikolov, 2013) and GloVe (Pennington et al., 2014) embeddings on word similarity tasks. Achieving an isotropic latent space has also been explored in prior work (Li et al., 2020a; Huang et al., 2021; Su et al., 2021), arguing that improving isotropy in the embedding space improves model performance. Similarly, Kernel-Whitening (Gao et al., 2022) employs isotropic transformations to mitigate dataset bias, demonstrating the benefits of a uniform representation space for generalisation. More recent approaches such as I-STAR (Rudman and Eickhoff, 2024), which is a differentiable and mini-batch-stable isotropy-based regularisation scheme, studies the relationship between fine-tuned model performance and isotropy. Con-

trary to previous works in NLP, [Rudman and Eickhoff \(2024\)](#) find that further decreasing isotropy improves downstream model performance. While these methods enhance the quality of embeddings for downstream tasks, they often serve as a post-processing step and do not explicitly address adversarial robustness.

On the other hand, PURE builds on the idea of isotropic representations but shifts the focus towards adversarial robustness. We hypothesise that isotropic transformation can reduce the sensitivity to adversarial perturbations and regularise decision boundaries, providing a more robust defence mechanism. To sum up, we derive several keys to distinguish PURE from existing adversarial defence methods. (i) PURE obviates the need for generating adversarial examples, whether implicitly or explicitly, resulting in significant computational savings. (ii) It addresses adversarial vulnerabilities via Principal Component Removal, thereby providing a robust defence mechanism that does not rely on particular attack constraints. (iii) It is a simple, add-on module that can be seamlessly integrated with off-the-shelf PLMs, offering a model-agnostic solution.

### 3 Purified Representation (PURE)

We propose PURE (Purified Representation), a method designed to improve adversarial robustness by encouraging isotropy in the representation space (i.e., making embeddings more uniformly distributed across dimensions). This isotropic structure reduces sensitivity to adversarial perturbations and strengthens the stability of decision boundaries. PURE achieves this through a simple yet effective adaptation of Principal Component Analysis ([Abdi and Williams, 2010](#), PCA) to standardise the latent space. In this section, we detail the design and intuition behind PURE.

#### 3.1 Instance-level Principal Components Removal

The core idea behind PURE is to reduce the dominance of certain directions in the representation space by removing principal components that capture most of the variance. Traditional PCA typically discards the weakest directions (i.e., principal components with the least variance) to minimise information loss. For example, BERT-whitening ([Su et al., 2021](#)) applies PCA to BERT embeddings by discarding less informative dimen-

sions, thereby retaining important textual features and improving performance in semantic similarity tasks. In contrast, PURE applies PCA in a novel manner, aiming for significant information reduction to enhance adversarial robustness. PURE subtracts these dominant components from the final layer token-level representations. This results in a representation space that is closer to an isotropic distribution, where all directions carry roughly equal importance (see Figure. 4).

PURE draws inspiration from techniques like SIF embeddings ([Arora et al., 2017](#)), which removes the top-1 principal component from static embeddings to capture variance in rogue dimensions ([Timkey and van Schijndel, 2021a](#)), making the representation space more isotropic. However, rather than applying Principal Component Removal (PCR) as a post-processing step to the entire corpus, PURE performs this operation at the instance level, removing projections onto the top-1 principal component of the subspace spanned by individual tokens within a sentence during fine-tuning. We combined with efficient principal component computation via Singular Value Decomposition ([Golub and Reinsch, 1971](#), SVD), enables end-to-end training while achieving an isotropic latent space, which is shown ultimately improving the model’s resilience to adversarial perturbations. Preliminaries of PCA and SVD can be found in Appendix. A.

Suppose having final layer token-level embedding  $\mathbf{X} \in \mathbb{R}^{n \times d}$ , with a sequence length  $n$  and embedding dimension  $d$ . We perform SVD on  $\mathbf{X}$  and get the right singular matrix  $\mathbf{V}$ . The columns of  $\mathbf{V}$  are the corresponding principal components (since SVD directly computes the eigenvector matrix  $\mathbf{V}$ ), which are already sorted by descending eigenvalue. We null away the top-1 principal component<sup>2</sup>:

$$\mathbf{X} \leftarrow \mathbf{X} - (\mathbf{X}\mathbf{v}_1)\mathbf{v}_1^\top \quad (1)$$

Eq. 1 is equivalent to removing rank-1 matrix corresponding to largest singular value from  $\mathbf{X}$ :

$$\begin{aligned} \mathbf{X} - (\mathbf{X}\mathbf{v}_1)\mathbf{v}_1^\top &= \mathbf{X} - (\mathbf{u}_1\sigma_1)\mathbf{v}_1^\top \\ &= \left(\sum_{i=1}^k \sigma_i \mathbf{u}_i \mathbf{v}_i^\top\right) - \sigma_1 \mathbf{u}_1 \mathbf{v}_1^\top \quad (2) \end{aligned}$$

<sup>2</sup>We investigated the impact of removing the top-k principal components, and observed a plummet in before-attack accuracy. Therefore, we set the default to removing only the top-1 principal component. Ablation study can be found in §5.3.1.



This operation essentially removes the component of  $\mathbf{X}$  that is in the direction of the largest singular value, represented by  $\sigma_1 \mathbf{u}_1 \mathbf{v}_1^\top$ . The largest singular value,  $\sigma_1$ , and its corresponding singular vectors,  $\mathbf{u}_1$  and  $\mathbf{v}_1$ , capture the most significant mode of variation (or the principal component) in the tokens embedding matrix  $\mathbf{X}$ . Building upon the findings of [Mu and Viswanath \(2018b\)](#), they observe that by post-processing the word representation by eliminating the common parts, the processed word representations is able to capture stronger linguistic regularities (i.e. the semantic similarity of words is well captured by the similarity of the corresponding vector representations). They posit that PCR makes the representations more *isotropic* with stronger self-normalisation properties. We then hypothesise that a uniform distribution of embeddings can lead to more stable decision boundaries, because adversarial attacks often seek to exploit the model by finding inputs that cross these boundaries with minimal changes. A more isotropic space might reduce the number of “weak spots” or vulnerabilities that adversarial inputs can exploit. Therefore, if the dominant principal component corresponding to the largest singular value is thought to represent noise or an unwanted signal, its removal can help in focusing on more subtle underlying structures and consequently yield a more distilled and essence-focused representation of the text.

### 3.1.1 Randomised SVD

Traditional methods for SVD can be computationally intensive, particularly with the increasing size and complexity of data matrices ([Wang et al., 2021b](#); [Song et al., 2021, 2022](#)). Addressing this challenge requires approaches that reduce computation time without compromising accuracy.

To compute principal components, we use randomised SVD ([Halko et al., 2011](#), rSVD) that extracts the column space from unilateral random projections. rSVD utilises randomisation to accelerate the process of finding a low-rank approximation of a matrix. This enables efficient processing of large matrices, significantly reducing computational costs, while also mitigating potential adversarial effects ([Bingham and Mannila, 2001](#); [Xie et al., 2017](#); [Taran et al., 2019](#)). Following [Halko et al. \(2011\)](#), we adopt a two-stage framework to approximate a low-rank matrix of a given  $m \times n$  matrix  $\mathbf{A}$  using randomised algorithms:

**Step 1.** Compute an approximate basis  $\mathbf{Q}$  with  $l$  orthonormal columns for the range of  $\mathbf{A}$ , such that  $\mathbf{A} \approx \mathbf{Q}\mathbf{Q}^* \mathbf{A}$ .

**Step 2.** Given such a matrix  $\mathbf{Q}$ , which is much smaller than  $\mathbf{A}$ , we use it to compute our desired SVD.

Motivated by the Johnson-Lindenstrauss lemma ([Johnson, 1984](#)), we explore the preservation of pairwise distances. This lemma demonstrates that such distances among a set of points in a Euclidean space can be approximately maintained when projected into a lower-dimensional Euclidean space. Utilising this principle, we employ random sampling on the range of  $\mathbf{A}$ . We use a Gaussian random matrix, denoted as  $\mathbf{\Omega} \in \mathbb{R}^{d \times r}$ , where  $r$  is a sampling parameter indicating the number of Gaussian random vectors. The orthonormal basis for these vectors yields the desired basis  $\mathbf{Q}$ . This scheme is formally presented in [Halko et al. \(2011\)](#).

The efficiency of the rSVD algorithm derives from the fact that  $\mathbf{B} = \mathbf{Q}^* \mathbf{A}$  is relatively smaller in comparison to  $\mathbf{A}$ , where  $*$  represents the conjugate transpose operation ([Turnbull and Aitken, 1932](#)). This efficiency is based on the observation that  $\mathbf{A}$  is approximately equal to  $\mathbf{A} \approx \mathbf{Q}\mathbf{Q}^* \mathbf{A} = \mathbf{Q}(\tilde{\mathbf{U}}\mathbf{\Sigma}\mathbf{V}^*)$ , allowing us to set  $\mathbf{U} = \mathbf{Q}\tilde{\mathbf{U}}$  to obtain a low-rank approximation, resulting in  $\mathbf{A} \approx \mathbf{U}\mathbf{\Sigma}\mathbf{V}^*$ . It is important to note the randomness only occurs during the computation of  $\mathbf{Q}$  matrix, while Step 2 in the SVD computation remains deterministic when  $\mathbf{Q}$  is given. Following [Halko et al. \(2011\)](#), we employ the subspace iteration method to implement the randomised range finder for obtaining matrix  $\mathbf{Q}$ .

## 3.2 Sentence-level Representation

After obtaining the *purified* token-level representations from the PCR module, we aggregate them to form a single sentence-level representation. To do this, we employ Parameter-Free Self-Attention from [Zhai et al. \(2023\)](#), PFSA) before the final mean pooling step. PFSA is ideal for this task as it captures global sentence-level features with linear computational complexity and without introducing any trainable parameters. This parameter-free design improves the final semantic representation while mitigating the risk of overfitting. Our ablation study (§5.6) confirms that this approach is more effective and efficient than using mean pooling alone.

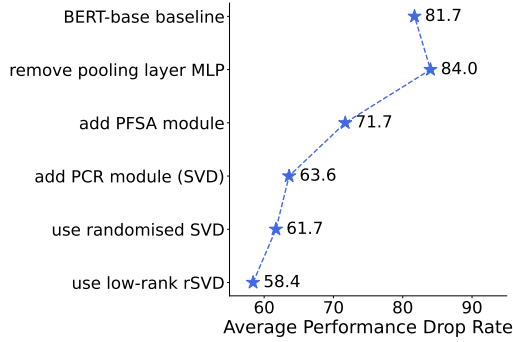


Figure 1: **The development trajectory** of the module design of PURE. Each line is based on a modification of the immediately preceding line, tested on the SST2 test set.

Finally, Figure. 1 shows the development trajectory of the module evolved from a standard BERT-base baseline into a model capable of adversarial defence upon integrating the PURE module. More details on the ablation experiments supporting this development trajectory can be found in §5.6.

## 4 Experiments

### 4.1 Baselines

We use a diverse set of baselines to benchmark PURE. For adversarial training-based methods, we include PGD (Madry et al., 2018), FreeLB (Zhu et al., 2020), InfoBERT (Wang et al., 2021a), and TAVAT (Li and Qiu, 2021). For perturbation control-based methods, we adopt DNE (Zhou et al., 2021b) and AdvFooler (Hoang et al., 2024). For certification-based methods, we adopt SAFER (Ye et al., 2020a). For regularisation-based methods, we include Flooding-X (Liu et al., 2022) and ALS (Yang et al., 2023b). For consistency and fair comparison, all baselines follow the setup outlined in the TextDefender framework (Li et al., 2021b).

To evaluate the scalability of PURE, we apply it across a diverse set of model architectures, including encoder-only models such as BERT (Devlin et al., 2018), RoBERTa (Liu et al., 2019b), and DeBERTa (He et al., 2020, 2021b,a); decoder-only models like OPT (Zhang et al., 2022) and Qwen2.5 (Yang et al., 2024; Qwen Team, 2024); and embedding-based models such as BGE (Xiao et al., 2023b) and GIST (Solatorio, 2024). All baselines are fine-tuned using their default settings as described in the original papers. Further details on the baselines are provided in Appendix C, with model architectures, checkpoints, and parameter sizes listed in Appendix D.

### 4.2 Adversarial Attackers for Evaluation

We choose three attackers to evaluate the robustness to adversarial changes. These attacker are leveraged via TextAttack<sup>3</sup> (Morris et al., 2020) for an extensive comparison between PURE and the baseline defence strategies. We use default hyperparameters provided by TextAttack library.

**TextFooler** (Jin et al., 2020) is a black-box adversarial attack method that generates adversarial examples by ranking and replacing important words with semantically and grammatically similar substitutes, aiming to alter model predictions while preserving the fluency of the original text. It demonstrates high attack success rates across NLP tasks like text classification and entailment by using efficient perturbations.

**TextBugger** (Li et al., 2018) is designed to generate semantic-preserving adversarial texts under both white-box and black-box settings. It uses character- and word-level perturbations to manipulate texts minimally while achieving high attack success rates against real-world NLP applications.

**PWWS** (Ren et al., 2019) is a black-box adversarial attack approach. It generates adversarial examples by replacing words based on their saliency and classification probability, ensuring minimal semantic and grammatical disruption while significantly affecting model predictions.

While we acknowledge the advancements in attack techniques, TextAttack currently provides limited support for newer methods up to 2021. Therefore, we focused on three well-established, general-purpose attack methods that are widely recognised for evaluating adversarial robustness (Nguyen Minh and Luu, 2022; Wang et al., 2022a,b; Yang et al., 2023a; Zhan et al., 2023; Hu et al., 2023; Yang et al., 2023b; Gao et al., 2023; Shen et al., 2023; Lu et al., 2024; Ji et al., 2024; Zhang et al., 2024; Zhao et al., 2024).

### 4.3 Evaluation Metrics

Following prior studies (Zhan et al., 2023; Zhao et al., 2024), we consider four evaluation metrics to measure the resilience of victim models against the aforementioned adversarial attacks. Considering the diverse evaluation metrics across tasks and varying defencing performance across models, we also adopt performance drop rate (Zhu et al., 2023) to quantify the relative performance decline.

<sup>3</sup><https://github.com/QData/TextAttack>

**Clean Accuracy (ACC)** measures the accuracy of the model on the before-attack dataset. It provides a baseline for how well the model performs without adversarial interference.

**Accuracy Under Attack (AUA)** evaluates the accuracy of the model when subjected to adversarial examples. A higher AUA indicates better robustness against adversarial attacks.

**Attack Success Rate (ASR)** is the percentage of adversarial attacks that successfully cause the model to misclassify. A lower ASR signifies a more robust model.

**Number of Queries (AVGQ)** quantifies the average number of queries made to the model by an adversarial attack to achieve success. A higher number implies the model is harder to attack (Li et al., 2021a).

**Performance Drop Rate (PDR)** quantifies the relative performance decline, and provides a normalised measure for comparing different attacks (Zhu et al., 2023). APDR stands for average PDR across different attacks.

#### 4.4 Datasets

We evaluate PURE across eight language understanding datasets covering various NLP tasks such as: sentiment analysis, subjectivity status classification, paraphrase identification, textual entailment, and commonsense reasoning. In contrast to other studies (Dong et al., 2021b; Bao et al., 2021; Li et al., 2021a; Wang et al., 2022a; Shen et al., 2023; Hu et al., 2023; Zeng et al., 2023; Zhan et al., 2023; Moon et al., 2023b), which often restrict their evaluations to a limited selection of test samples from their datasets, we extend our analysis to include the entire test sets for all eight datasets, ensuring a comprehensive assessment. This broad evaluation approach contrasts with the common practice in the field, where researchers only utilise a small portion of available test data, which may not fully represent the model’s performance across different scenarios.

**SST2** (Socher et al., 2013) is a sentiment classification dataset of movie reviews.

**SUBJ** (Pang and Lee, 2004) is a review dataset with sentences labelled as subjective or objective.

**CR** (Hu and Liu, 2004) is a sentiment classification dataset of customer reviews.

**MR** (Pang and Lee, 2005) is a dataset containing positive and negative sentences from Rotten Tomatoes movie reviews.

**MRPC** (Dolan and Brockett, 2005) is a corpus consisting of sentence pairs collected from news-wire articles. Each pair is labelled if it is a paraphrase or not by human annotators.

**SICK** (Marelli et al., 2014) is a large dataset on compositional meaning, annotated with subject ratings for both relatedness and entailment relation between sentences.

**SIQA** (Sap et al., 2019) is a commonsense reasoning dataset where the goal is to choose the most appropriate answer from three options to questions about everyday social situations.

**CSQA** (Talmor et al., 2019) is another multiple-choice question answering dataset that requires different types of commonsense knowledge to predict the correct answers.

Note that the test sets of SIQA and CSQA are not publicly available; we evaluate baselines and PURE on their validation sets. Table. 8 summarises the statistics of the four single text classification datasets, two text pairs classification datasets, and two multiple-choice classification datasets.

#### 4.5 Implementation Details

We take the output vector from the pooling layer and use it to construct a feed-forward neural network. We employ an affine transformation followed by a softmax and cross-entropy for classification. We fine-tune PLMs using AdamW optimiser (Loshchilov and Hutter, 2017) for four epochs.

To keep experiments simple and reproducible, we avoid extensive hyper-parameter tuning and instead apply a light grid search over a small set of commonly used values: batch sizes  $\{8, 16, 32\}$  and learning rates  $\{1e-5, 2e-5, 5e-5\}$ . For the three adversarial attackers, all the four evaluation metrics are tested on the entire test set for every dataset on sequence classification tasks.

For commonsense reasoning datasets, we follow Branco et al. (2021), converting the multiple-choice task into a sequence-ranking problem, as outlined in Liu et al. (2019a). We process the elements of input pairs separately, generating a score for each, with the maximum score corresponding to the selected answer. More training details can be found in our public source code<sup>4</sup>.

---

<sup>4</sup><https://github.com/PuReDefence/PuRe>

## 5 Results and Analysis

This section compares PURE to other baselines in several configurations across datasets and attacks. For simplicity, if not specified, we refer the backbone to BERT-base in the following analysis.

### 5.1 Generalisation and Robustness

Table 1 presents the experimental results for the BERT-base model with various defence methods. We observe the same general trends across all models, and therefore present the results for BERT-base here and the others in Appendix D.

PURE performs on-par with the baselines in terms of before-attack accuracy, indicating a good trade-off between robustness and generalisation. This trade-off (i.e., higher after-attack accuracy and slightly lower before-attack accuracy) lies in the role of dominant directions in the representation space. High-frequency tokens tend to align with top principal components (Arora et al., 2017). Removing these components (most of which are not useful discriminative features, with only a small fraction lying in the dominant vector space) inevitably leads to a minor decrease in clean accuracy, since some discriminative information is lost. While PURE may cause a slight drop in accuracy on clean data, it typically yields much more resilient decision boundaries and improved robustness to adversarial perturbations.

We observed a notable variation in the APDR scores across six datasets when subjected to adversarial attacks. Specifically, datasets such as SST2, MR, and MRPC exhibit higher APDR values (58.35%, 62.03%, 78.89% respectively), suggesting these are more challenging to defend compared to SUBJ, CR, and SICK, which demonstrated lower APDR values (23.62%, 51.69%, 53.85% respectively). This variability in resilience may be attributed to inherent dataset characteristics, including the complexity of the text, the diversity of linguistic expressions, and the nature of the tasks involved. For instance, simpler datasets like SST2 might be more susceptible to semantic shifts caused by adversarial perturbations due to their straightforward linguistic structures. Conversely, datasets like SICK, involving more complex semantic relationships, might inherently diffuse such attacks more effectively. Thus, our subsequent analysis will primarily focus on SST2, MR, and MRPC datasets.

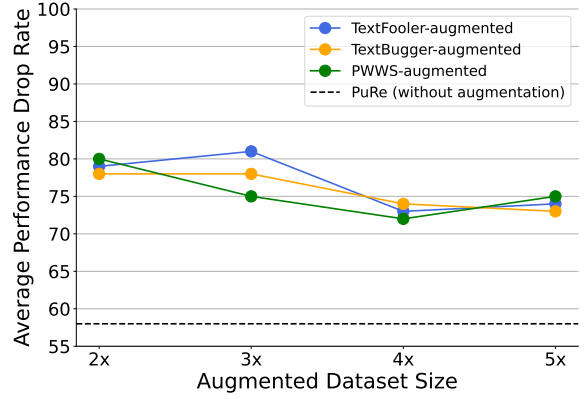


Figure 2: APDR comparison of the AdvAug training using BERT-base model on the SST2 test set. While AdvAug improves robustness, PURE achieves a higher APDR without incurring the computational overhead of generating and incorporating adversarial examples.

### 5.2 Adversarially-augmented Training

We perform an AdvAug experiment on the SST-2 dataset by augmenting the training set with adversarial examples that preserve the original labels. Each training sample is initially paired with one adversarial counterpart, resulting in a 2x dataset. To investigate the effect of larger-scale augmentation, we further expand the dataset by generating up to four distinct adversarial examples per input, creating datasets up to 5x the original size. These augmented datasets are then used to fine-tune a BERT-base model under same training configurations.

As shown in Figure 2, increasing the size of the augmented dataset generally leads to a decrease in APDR, indicating improved robustness. However, this improvement tends to plateau beyond a certain point, particularly around the 4x and 5x augmentation levels, suggesting diminishing returns from simply scaling up adversarial data. Moreover, despite the increased exposure to adversarial examples, none of the AdvAug configurations are able to match the robustness achieved by PURE, which attains a substantially lower APDR of 58.35% without requiring any adversarial examples during training. These findings underscore the efficiency and effectiveness of PURE, which offers strong adversarial robustness without incurring the computational overhead associated with extensive adversarial data generation and augmentation.



Dataset	Method	ACC↑	TextFooler			TextBugger			PWWS			APDR↓
			AUA↑	ASR↓	AVGQ↑	AUA↑	ASR↓	AVGQ↑	AUA↑	ASR↓	AVGQ↑	
SST2	Fine-tune	<u>92.09</u>	6.32	93.14	87.07	30.37	67.02	41.19	13.78	85.03	127.57	81.73
	PGD	91.21	12.63	86.15	108.44	36.57	59.90	43.99	22.30	75.56	136.51	73.87
	FreeLB	<b>92.15</b>	10.76	88.32	107.30	36.63	60.25	44.32	20.92	77.29	136.10	75.29
	InfoBERT	91.93	8.29	90.98	98.53	31.41	65.83	42.10	19.00	79.33	133.55	78.72
	TAVAT	90.50	12.19	86.53	111.46	36.13	60.07	43.73	24.00	73.48	<u>137.93</u>	73.36
	DNE	86.72	10.94	87.38	105.50	24.11	72.20	<u>46.16</u>	19.67	77.28	104.85	78.97
	SAFER	91.76	7.58	91.74	92.96	32.62	64.45	41.05	14.06	84.68	128.81	80.29
	Flooding-X	91.65	4.12	95.51	81.59	27.62	69.86	39.50	12.63	86.22	127.17	83.86
	ALS	91.32	<u>18.07</u>	<u>80.22</u>	<u>117.18</u>	<u>42.39</u>	<u>53.58</u>	45.42	22.19	75.71	133.40	69.83
	AdvFooler	90.55	11.56	87.23	100.98	39.09	56.83	42.65	17.43	80.75	130.73	74.94
	<b>PuRE (Ours)</b>	90.88	<b>30.37</b>	<b>66.59</b>	<b>134.01</b>	<b>47.17</b>	<b>48.10</b>	<b>58.52</b>	<b>36.02</b>	<b>60.36</b>	<b>139.97</b>	<b>58.35</b>
SUBJ	Fine-tune	97.40	25.30	74.02	189.74	63.15	35.16	69.19	41.95	56.93	196.06	55.37
	PGD	97.15	46.90	51.72	230.91	77.40	20.33	72.48	60.70	37.52	208.30	36.52
	FreeLB	<b>97.50</b>	44.40	54.46	226.76	76.95	21.08	73.76	58.40	40.10	206.93	38.55
	InfoBERT	97.41	35.65	63.40	207.53	72.25	25.82	72.93	51.20	47.43	201.44	45.56
	TAVAT	97.05	<u>50.25</u>	<u>48.22</u>	<u>233.11</u>	<u>78.45</u>	<u>19.17</u>	72.80	<u>62.60</u>	35.50	<u>208.90</u>	<u>34.30</u>
	DNE	95.80	48.45	49.29	223.59	59.45	37.94	84.94	62.40	34.76	136.63	40.74
	SAFER	97.25	32.90	66.17	203.86	68.05	30.03	73.23	46.80	51.88	199.27	49.36
	Flooding-X	97.15	24.20	75.09	189.59	66.35	31.70	72.12	40.40	58.41	195.65	55.07
	ALS	<u>97.45</u>	38.60	60.39	217.69	71.80	26.32	73.80	51.90	46.74	202.45	44.48
	AdvFooler	96.97	35.96	62.92	204.65	70.19	27.62	76.67	49.11	49.36	204.99	46.63
	<b>PuRE (Ours)</b>	96.75	<b>67.85</b>	<b>29.87</b>	<b>250.60</b>	<b>80.05</b>	<b>17.26</b>	<b>96.61</b>	<b>73.80</b>	<b>23.72</b>	<b>210.42</b>	<b>23.62</b>
CR	Fine-tune	92.28	3.99	95.68	81.16	36.70	60.23	35.10	10.64	88.47	127.97	81.46
	PGD	91.76	14.63	84.06	113.88	54.52	40.58	41.00	21.28	76.81	142.28	67.15
	FreeLB	92.82	11.70	87.39	103.70	53.99	41.83	41.33	17.82	80.80	136.81	70.01
	InfoBERT	<b>94.15</b>	10.11	89.27	98.24	48.40	48.59	38.91	15.69	83.33	134.16	73.73
	TAVAT	91.22	<u>15.16</u>	<u>83.38</u>	115.63	<u>57.18</u>	<u>37.32</u>	41.80	<u>25.00</u>	<u>72.59</u>	<u>143.23</u>	<u>64.43</u>
	DNE	88.74	11.81	86.69	<u>116.49</u>	35.16	59.37	<b>52.12</b>	18.13	79.50	111.51	75.55
	SAFER	<u>93.09</u>	9.84	89.43	94.43	44.95	51.71	38.23	13.30	85.71	130.17	75.62
	Flooding-X	91.22	3.19	96.50	84.81	44.68	51.02	36.43	10.11	88.92	132.35	78.81
	ALS	91.22	10.11	88.92	99.68	46.81	48.69	39.59	11.44	87.46	128.68	75.02
	AdvFooler	89.64	11.91	86.71	101.37	48.65	45.73	40.33	15.13	83.12	135.76	71.85
	<b>PuRE (Ours)</b>	88.82	<b>37.23</b>	<b>58.08</b>	<b>138.43</b>	<b>57.98</b>	<b>34.73</b>	<u>46.62</u>	<b>33.51</b>	<b>62.28</b>	<b>143.87</b>	<b>51.69</b>
MR	Fine-tune	85.64	5.35	93.76	91.59	24.86	70.97	44.25	13.23	84.56	138.90	83.09
	PGD	85.18	11.35	86.67	122.64	<u>36.59</u>	<u>57.05</u>	49.31	22.42	73.68	149.77	72.47
	FreeLB	<u>86.30</u>	7.32	91.52	109.88	30.11	65.11	47.50	17.45	79.78	144.52	78.80
	InfoBERT	<b>86.59</b>	8.26	90.47	111.43	32.27	62.73	47.12	18.76	78.33	146.14	77.18
	TAVAT	84.90	11.82	86.08	<u>123.43</u>	34.62	59.23	<u>50.28</u>	<u>23.55</u>	<u>72.27</u>	<b>151.25</b>	72.52
	DNE	82.49	7.04	91.46	94.56	14.67	82.22	48.64	15.70	80.86	114.13	84.88
	SAFER	<u>86.30</u>	10.79	87.50	105.78	31.80	63.15	47.23	17.35	79.89	140.78	76.85
	Flooding-X	85.83	3.47	95.96	89.38	26.17	69.51	44.06	11.26	86.89	137.13	84.12
	ALS	85.65	<u>15.38</u>	<u>82.04</u>	116.72	34.99	59.15	50.06	21.20	75.25	142.89	<u>72.15</u>
	AdvFooler	83.28	14.94	82.06	106.91	33.18	60.16	50.19	20.87	74.94	144.76	72.39
	<b>PuRE (Ours)</b>	85.64	<b>25.89</b>	<b>69.74</b>	<b>135.57</b>	<b>40.06</b>	<b>53.18</b>	<b>58.87</b>	<b>31.61</b>	<b>63.05</b>	<u>151.08</u>	<b>62.03</b>
MRPC	Fine-tune	84.40	2.32	97.25	124.00	3.25	96.15	72.84	4.41	94.78	250.53	96.06
	PGD	84.06	9.86	88.28	205.38	11.25	86.62	101.98	16.12	80.83	282.70	85.24
	FreeLB	<u>85.45</u>	11.48	86.57	212.41	<u>11.65</u>	<u>86.36</u>	<u>107.19</u>	17.91	79.04	283.42	83.99
	InfoBERT	<b>85.91</b>	5.22	93.93	168.33	6.72	92.17	89.11	9.91	88.46	269.48	91.52
	TAVAT	84.29	8.70	89.68	<b>229.16</b>	10.43	87.62	106.60	17.22	79.57	<b>289.42</b>	85.63
	DNE	73.04	<b>21.97</b>	<b>69.92</b>	186.46	4.70	93.58	82.30	<b>19.19</b>	<b>74.14</b>	227.71	<u>79.07</u>
	SAFER	84.46	3.07	96.36	121.40	3.30	96.09	70.37	4.75	94.37	249.26	95.61
	Flooding-X	82.03	5.04	93.85	141.62	5.51	93.29	81.77	8.52	89.61	260.67	92.25
	ALS	83.77	4.06	95.16	149.17	6.03	92.80	82.89	9.10	89.13	260.25	92.36
	AdvFooler	83.46	4.67	94.40	150.98	7.64	90.85	90.13	6.84	91.80	267.37	92.35
	<b>PuRE (Ours)</b>	82.20	<u>17.22</u>	<u>79.07</u>	<u>226.10</u>	<b>16.29</b>	<b>80.20</b>	<b>107.73</b>	<u>18.55</u>	<u>77.45</u>	273.21	<b>78.89</b>
SICK	Fine-tune	86.93	20.81	76.06	117.47	26.42	69.61	50.19	25.11	71.11	183.30	72.26
	PGD	86.24	<u>37.18</u>	<u>56.89</u>	140.17	33.33	61.36	53.01	<b>40.28</b>	<u>53.30</u>	<u>194.52</u>	<u>57.18</u>
	FreeLB	<b>88.79</b>	28.05	68.41	125.13	31.80	64.19	52.57	30.98	65.11	188.02	65.90
	InfoBERT	<u>88.73</u>	26.97	69.61	125.24	30.68	65.43	51.62	28.76	67.59	186.43	67.54
	TAVAT	<u>87.85</u>	35.51	59.58	<b>147.97</b>	33.80	61.53	53.65	35.55	59.54	191.88	60.21
	DNE	82.13	29.49	63.94	88.77	19.38	76.31	<u>54.71</u>	25.53	68.91	141.88	69.80
	SAFER	86.85	27.78	68.01	135.33	<u>34.10</u>	60.74	52.78	33.57	61.35	193.89	63.37
	Flooding-X	86.53	24.75	71.40	119.77	23.99	72.27	48.19	26.68	69.16	184.09	70.95
	ALS	86.28	29.17	66.19	125.74	27.90	67.66	47.90	28.11	67.42	186.23	67.09
	AdvFooler	85.73	30.91	63.94	140.97	33.79	<u>60.59</u>	53.46	34.49	59.77	194.49	61.43
	<b>PuRE (Ours)</b>	84.32	<b>38.67</b>	<b>54.12</b>	<u>143.56</u>	<b>38.50</b>	<b>54.32</b>	<b>56.74</b>	<u>39.58</u>	<b>53.04</b>	<b>195.34</b>	<b>53.85</b>

Table 1: Adversarial robustness results with different baselines. **Bold**: the best. Underline: the second best.

Setting	ACC $\uparrow$	AUA $\uparrow$		
		TextFooler	TextBugger	PWWS
Fine-tune	93.47	5.66	34.71	16.91
PURE				
Remove top-1 PC	91.43	9.06	34.27	16.91
Remove top-1 to top-3 PCs	91.16	13.18	39.81	21.86
Remove top-1 to top-5 PCs	87.64	13.73	39.32	23.56

Table 2: Ablation study of removing more than the top-1 principal component for Qwen2.5 on SST2 test set. Removing more than just the top-1 principal component can promote a more isotropic embedding space and improve after-attack accuracy; however, excessive removal may degrade performance on clean examples.

### 5.3 Comparing with Different Models

In this section, we compare PURE with different model architectures. The focus of this setting is not to compare models directly, but to assess the limits and feasibility of PURE when changing to different model architectures. As seen in Figure. 3 and Table. 10, PURE improves adversarial robustness across all architectures, notably providing large performance gain consistently on masked language models (e.g., BERT, DeBERTa). We find that PURE is less effective for more recent generative-based models like Qwen2.5. We conclude that this is attributed to two factors: (i) larger generative models encode complex feature spaces, with adversarial perturbations spanning multiple principal components, making single-component removal less effective and requiring task- and model-aware mechanisms for optimal balance; and (ii) masked models are trained by predicting a masked token based on its surrounding context, encouraging the model to focus heavily on local context (the nearby words). Any adversarial noise (e.g., small perturbations designed to trick the model) tends to affect only a few specific dimensions of the feature space, making it easier for PURE to address.

This aligns with findings in Timkey and van Schijndel (2021b), which show that encoder-based models, tend to suffer more from representation degeneration, evidenced by the dominance of a single dimension in their embeddings. For Qwen2.5, we further conducted more detailed experiments (in §5.3.1) to explore the impact of removing additional principal components beyond the top-1 on adversarial robustness.

#### 5.3.1 Removing Additional Principal Components beyond the Top-1

To understand the impact of removing principal components in adversarial robustness, we were motivated by prior findings from Timkey and van Schijndel (2021b), which highlighted a contrast between encoder-based and decoder-based Transformer models in terms of dimensionality dominance. It was found in Timkey and van Schijndel (2021b) that, top-1 dimension dominates the cosine similarity contribution between random sentence pairs for encoder-based models; while on the other hand, top-3 dimensions contribute more equally to GPT-2, which is a finding that we hypothesise could generalise to more decoder-based models. Building on this insight, we conducted experiments to examine whether such patterns hold for latest state-of-the-art decoder models such as Qwen2.5 (Yang et al., 2024; Qwen Team, 2024). Our results confirmed these observations: for encoder-based models (e.g. BERT, RoBERTa, and DeBERTa), removing additional principal components beyond the top-1 caused a marked decline in before-attack accuracy. Conversely, our experiments (see Table. 2) with the decoder-based model Qwen2.5 revealed an intriguing behaviour: removing more than the top-1 principal component improved after-attack accuracy, albeit with a slight reduction in before-attack accuracy. Removing the top-1 to top-3 components further enhances robustness while maintaining reasonable accuracy (91.16%). However, removing more components (top-4 and top-5) yields minimal robustness gains but a sharp accuracy drop (87.64%). A connection can be drawn from the above findings and Timkey and van Schijndel (2021b): for models that take more dimensions in embeddings to dominate the cosine similarity computation, removing more than one principle components helps bringing an isotropic embedding space, and improved adversarial robustness. However, there exists a trade-off between reaching isotropy and losing too many informative components.

### 5.4 Commonsense Reasoning Task

Following prior work (Branco et al., 2021), we adopted only TextFooler to evaluate the adversarial performance under same experimental settings. Table. 3 presents the results of various defence methods on commonsense reasoning datasets, us-

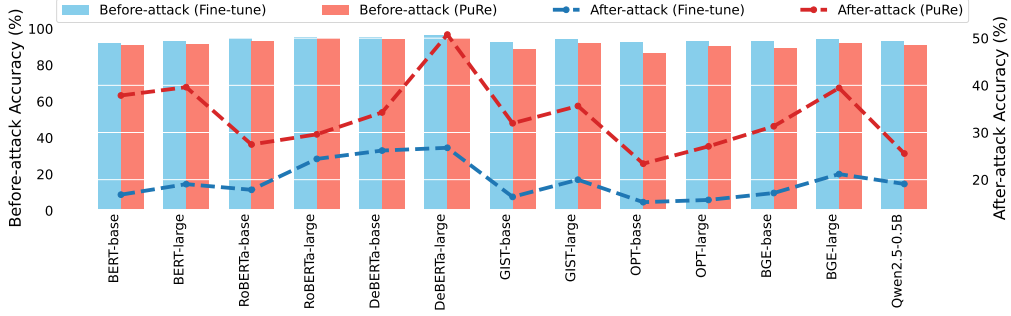


Figure 3: Comparison of before-attack (bar plots) and after-attack (line plots) accuracy on the SST2 test set across various model architectures for both the standard fine-tune baseline and our proposed PURE approach. The left y-axis shows the models’ performance before adversarial attacks, while the right y-axis shows their performance after attacks. PURE consistently achieves higher after-attack accuracy while maintaining competitive before-attack performance, demonstrating its enhanced adversarial robustness.

Dataset	Defence	Acc↑	TextFooler		
			AUA↑	ASR↓	AVGQ↑
SIQA	Fine-tune	61.51	3.68	94.01	41.77
	Flooding-X	61.07	3.64	94.04	41.61
	ALS	<b>61.76</b>	4.01	93.51	42.19
	<b>PURE (Ours)</b>	59.57	<b>11.62</b>	<b>80.50</b>	<b>51.95</b>
CSQA	Fine-tune	57.17	3.28	94.26	25.87
	Flooding-X	57.98	3.64	93.72	24.33
	ALS	<b>58.11</b>	4.79	91.76	26.76
	<b>PURE (Ours)</b>	55.96	<b>7.61</b>	<b>86.40</b>	<b>28.19</b>

Table 3: The experiment results on the commonsense reasoning tasks using BERT-based model.

Model	Fine-tune	PURE (Pre)	PURE (Post)
Unadjusted	0.794	0.592	0.895
- Anisotropy Estimates	0.129	0.002	0.008
= Adjusted	0.665	0.590	0.887

Table 4: Intra-sentence similarity score of last hidden layer, with vanilla fine-tuning and PURE. For PURE, we measure both pre-PURE layer and post-PURE layer.

ing BERT-base as the underlying architecture. We compare PURE exclusively against regularisation-based defence methods, as these approaches do not rely on prior knowledge of the adversary’s synonym generation. Overall, PURE emerges as a strong adversarial defence method in the context of commonsense reasoning tasks, balancing both before-attack performance and robustness to adversarial perturbations. These findings offer evidence for further exploration of PURE’s applicability to a wider range of NLP tasks.

## 5.5 Natural Robustness in PURE

In this section, we illustrate a key property of PURE: *natural robustness*. This is termed natu-

ral because model’s robustness is achieved without *explicit* adversarial defence methods. First, we discuss the relationship between robustness and isotropy. As depicted in Figure. 4, PURE maps each input sentence to a lower-dimensional space, effectively bringing perturbed and normal sentences into closer proximity in a more uniform distribution. Then, the adversarial examples are somehow treated as normal samples in the embedding space, smoothing the attack. This means that the perturbed parts in adversarial examples will take a weaker effect on the victim models. A parallel can be drawn with the findings in Arora et al. (2016), which details that the isotropy has a “purification” effect that mitigates the (rather large) approximation error in the PMI models (Church and Hanks, 1990), and underscores the power of high-dimensional geometry to retain structure through isotropic regularisation in embeddings.

We further investigate the natural robustness of PURE by assessing intra-sentence similarity scores (Xiao et al., 2023a), illustrated in Table 4, revealing the isotropic characteristics of PURE. Specifically, PURE increases the unadjusted intra-sentence similarity from 0.592 to 0.895, highlighting its effectiveness to induce a more robust and semantically rich sentence-level representation. This isotropy property reduces the likelihood of noise dominating any single direction in the latent space, while preserving meaningful semantic structures. Isotropy in PURE can be seen as a high-dimensional analog of the Johnson-Lindenstrauss (Johnson, 1984) property, where the post-PURE contributes equally across dimensions and maintaining the semantic structure of the data.

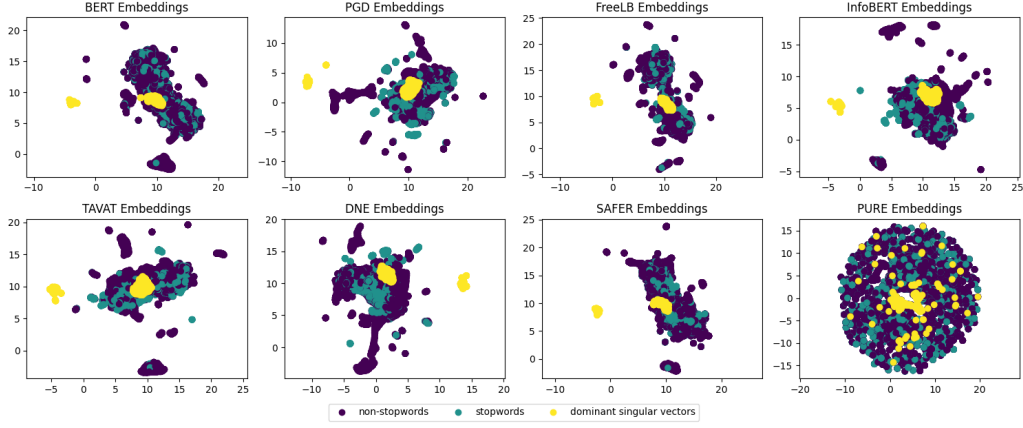


Figure 4: Each token (not each sentence) is projected onto a 2D subspace using UMAP (McInnes et al., 2018). The baselines exhibit anisotropic distributions: stopword tokens (green) cluster near dominant singular vector directions (yellow), consistent with findings that high-frequency tokens tend to align with top principal components (Arora et al., 2017). This alignment creates predictable directions that adversaries can exploit. In contrast, PURE disperses both stopwords and dominant components, resulting in a more isotropic distribution that substantially reduces concentrated adversarial attack surfaces.

Dataset	PCR	PFSA	Acc $\uparrow$	AUA $\uparrow$		
				TextFooler	TextBugger	PWWS
SST2		✓	<b>91.98</b>	16.09	40.20	21.75
	✓		91.71	10.27	35.15	16.75
	✓	✓	90.88	<b>30.37</b>	<b>47.17</b>	<b>36.02</b>
MRPC		✓	83.48	12.35	12.35	15.42
	✓		<b>84.12</b>	7.83	10.32	11.65
	✓	✓	82.20	<b>17.22</b>	<b>16.29</b>	<b>18.55</b>

Table 5: Ablation study on PCR and PFSA modules.

Dataset	Randomised	Acc $\uparrow$	AUA $\uparrow$		
			TextFooler	TextBugger	PWWS
SST2	SVD	90.88	24.49	44.59	30.20
	rSVD	<b>91.76</b>	<b>30.37</b>	<b>47.17</b>	<b>36.02</b>
MRPC	SVD	75.77	3.86	6.42	5.13
	rSVD	<b>82.20</b>	<b>17.22</b>	<b>16.29</b>	<b>18.55</b>

Table 6: Impact of randomisation in PCR module on the SST2 and MRPC datasets.

## 5.6 PCR and PFSA Modules

In this section, we explore the impact of the PCR and PFSA modules through an ablation study on the SST2 and MRPC datasets, as shown in Table. 5. While PCR and PFSA are effective individually, significantly surpassing the baselines (see Table. 1), their combined use within PURE leads to substantial improvements (lower PDR and higher AUA) in resisting adversarial attacks.

## 5.7 Analysis of rSVD in PCR

One of the most notable findings is the superior performance of rSVD compared to SVD when integrated into PCR, as demonstrated in Table. 6. It

highlights the AUA and PDR scores of the BERT-base model using both SVD and rSVD on the SST2 and MRPC datasets, clearly showing the superiority of rSVD.

The inherent stochastic nature of rSVD, which involves the introduction of a Gaussian matrix  $\Omega$  as described in §3.1.1, introduces a level of randomness that serves as implicit regularisation. The randomisation in rSVD potentially enhances the model’s robustness. We speculate that this robustness manifests as an increased difficulty for adversaries to craft effective attacks, due to the unpredictable nature of the decomposition’s outcome. This aligns with previous studies (Moon et al., 2023b; Zeng et al., 2023), which have shown the benefits of randomness in improving adversarial defences.

## 5.8 Run Time Analysis

We compare the computation speed of PURE with the baselines on the BERT-base model fine-tuned on MRPC because this dataset has the longest average sequence length. All experiments are carried out on a single RTX 4090 GPU. Following prior work (Wang and Lin, 2025), we adjust the number of gradient computation steps for PGD, FreeLB, and InfoBERT to 5, aligning other parameters with the default configurations as specified in their respective original papers. Pre-processing times for DNE and SAFER were excluded to maintain comparability. As shown in Table. 7, while fine-tuning serves as a baseline with a run time of 1.0 for both



Method	Train↓	Inference↓	$\Delta$ APDR↑
Fine-tune	1.0	1.0	-
PGD (Madry et al., 2019)	$\times 3.3$	$\times 1.0$	10.82
FreeLB (Zhu et al., 2020)	$\times 2.6$	$\times 1.0$	12.07
InfoBERT (Wang et al., 2020a)	$\times 3.8$	$\times 1.0$	4.54
TAVAT (Li and Qiu, 2020)	$\times 1.6$	$\times 1.0$	10.43
SAFER (Ye et al., 2020b)	$\times 1.1$	$\times 1.0$	16.99
DNE (Zhou et al., 2021b)	$\times 2.5$	$\times 3.0$	0.45
Flooding-X (Liu et al., 2022)	$\times 1.0$	$\times 1.0$	3.81
ALS (Yang et al., 2023b)	$\times 1.1$	$\times 1.0$	3.70
AdvFooler (Hoang et al., 2024)	$\times 1.0$	$\times 1.5$	3.71
PURE (w/ SVD)	$\times 1.9$	$\times 1.5$	13.66
PURE (w/ rSVD)	$\times 1.2$	$\times 1.1$	17.17

Table 7: Runtime comparison of PURE and baseline methods on the MRPC dataset, with  $\Delta$ APDR indicating the absolute drop in APDR relative to the fine-tuning baseline.

training and inference, PGD and InfoBERT exhibit significantly higher training costs ( $\times 3.3$  and  $\times 3.8$ , respectively) despite similar inference times. While baselines like Flooding-X and ALS require slightly less runtime than PURE, their robustness performance is substantially weaker compared to PURE. Additionally, PURE offers a more efficient solution, particularly with the rSVD variant. These results (i.e. Table. 6 and Table. 7) indicate that the randomisation in rSVD not only reduces computational costs but also enhances robustness against adversarial attacks, making it a superior choice over standard SVD without any apparent trade-off in accuracy.

## 6 Conclusion

In this work, we propose a simple yet effective adversarial defence method called PURE, which has *natural robustness* against adversarial attacks. PURE is designed as an easily integrable add-on module, based on a straightforward variant of PCA, enabling seamless application to off-the-shelf PLMs with minimal modifications. PURE was rigorously evaluated across eight diverse language understanding datasets, demonstrating that PURE not only enhances adversarial defence but also strikes a balance between robustness and generalisation. Our evaluation is conducted using the TextAttack framework, focusing on general-purpose attacks relevant to sequence classification and commonsense reasoning tasks. While our evaluation provides strong evidence of effectiveness, future work may consider expanding to newer or more specialised attacks to further validate PURE’s robustness. Additionally, although PURE requires only standard fine-tuning

(i.e., without the need for adversarial examples or custom regularisation), it is not entirely training-free; the PLM still requires fine-tuning with PURE integrated in order to refine the embedding space for the downstream task. Nevertheless, the simplicity, effectiveness, and compatibility of PURE highlight its potential as a foundational component for building robust NLP systems.

## Limitations

**Adversarial Attacks.** We assess PURE’s robustness using TextAttack, a widely used NLP adversarial benchmark that includes methods prior to 2021. While sufficient for general-purpose evaluation, it does not cover newer attacks. As adversarial techniques evolve, future work should incorporate broader evaluations. Additionally, adversarial NLP remains limited in realism: most perturbations are lexical and less representative of real-world threats compared to imperceptible manipulations in computer vision (Chen et al., 2022).

**Scalability to Larger Models.** Our study is limited to models under 1B parameters due to hardware constraints. Larger models (e.g., 7B+) require significantly more memory and are typically fine-tuned with methods like LoRA (Hu et al., 2022), complicating clean ablations. It is unclear whether PURE’s gains extend to such models, and we encourage future work to explore its scalability and compatibility with larger architectures.

**Not Training-free.** Although PURE avoids adversarial training or custom regularisers, it still requires fine-tuning with the module integrated. Thus, it is not training-free and assumes access to model gradients, making it unsuitable for black-box or API-only scenarios.

## Ethics and Broader Impact

The inherent nature of adversarial attacks raises ethical concerns, as malicious users may leverage theoretical adversarial attack literature to develop dangerous tools for the misuse of deployed deep learning systems. It is crucial to emphasise that the present study diverges from proposing novel adversarial attack techniques. Instead, its focus lies in devising a methodology to alleviate the susceptibility of the most vulnerable or adversarial examples within the neural network. Consequently, this specific research endeavor does not give rise to perceived ethical concerns.

## Acknowledgment

We are grateful to the action editor and the anonymous reviewers for their thoughtful feedback and valuable suggestions, which have helped improve the quality and clarity of this work. This work was partially supported by the Economic and Social Research Council (ES/V011278/1) and Engineering and Physical Sciences Research Council (EP/Y009800/1).

## References

- Hervé Abdi and Lynne J Williams. 2010. Principal component analysis. *Wiley interdisciplinary reviews: computational statistics*, 2(4):433–459.
- Jean-Baptiste Alayrac, Jonathan Uesato, Po-Sen Huang, Alhussein Fawzi, Robert Stanforth, and Pushmeet Kohli. 2019. Are labels required for improving adversarial robustness? *Advances in Neural Information Processing Systems*, 32.
- Hassan Ali, Muhammad Suleman Khan, Amer Al-Ghadhban, Meshari Alazmi, Ahmed Alzamil, Khaled Al-utaibi, and Junaid Qadir. 2023. Condetect: Detecting adversarially perturbed natural language inputs to deep classifiers through holistic analysis. *Computers & Security*, 132:103367.
- Basemah Alshemali and Jugal Kalita. 2019. Toward mitigating adversarial texts. *International Journal of Computer Applications*, 178(50):1–7.
- Sanjeev Arora, Yuanzhi Li, Yingyu Liang, Tengyu Ma, and Andrej Risteski. 2016. A latent variable model approach to pmi-based word embeddings. *Transactions of the Association for Computational Linguistics*, 4:385–399.
- Sanjeev Arora, Yingyu Liang, and Tengyu Ma. 2017. A simple but tough-to-beat baseline for sentence embeddings. In *International conference on learning representations*.
- Javad Asl, Eduardo Blanco, and Daniel Takabi. 2023. Robustembed: Robust sentence embeddings using self-supervised contrastive pre-training. In *Findings of the Association for Computational Linguistics: EMNLP 2023*, pages 4587–4603.
- Rongzhou Bao, Jiayi Wang, and Hai Zhao. 2021. Defending pre-trained language models from adversarial word substitutions without performance sacrifice. *arXiv preprint arXiv:2105.14553*.
- Ella Bingham and Heikki Mannila. 2001. Random projection in dimensionality reduction: applications to image and text data. In *Proceedings of the seventh ACM SIGKDD international conference on Knowledge discovery and data mining*, pages 245–250.
- Ruben Branco, António Branco, João António Rodrigues, and João Ricardo Silva. 2021. [Short-cuttet commonsense: Data spuriousness in deep learning of commonsense reasoning](#). In *Proceedings of the 2021 Conference on Empirical Methods in Natural Language Processing*, pages 1504–1521, Online and Punta Cana, Dominican Republic. Association for Computational Linguistics.
- Yangyi Chen, Hongcheng Gao, Ganqu Cui, Fanchao Qi, Longtao Huang, Zhiyuan Liu, and Maosong Sun. 2022. [Why should adversarial perturbations be imperceptible? rethink the research paradigm in adversarial NLP](#). In *Proceedings of the 2022 Conference on Empirical Methods in Natural Language Processing*, pages 11222–11237, Abu Dhabi, United Arab Emirates. Association for Computational Linguistics.
- Kenneth Church and Patrick Hanks. 1990. Word association norms, mutual information, and lexicography. *Computational linguistics*, 16(1):22–29.
- Jacob Devlin, Ming-Wei Chang, Kenton Lee, and Kristina Toutanova. 2018. Bert: Pre-training of deep bidirectional transformers for language understanding. *arXiv preprint arXiv:1810.04805*.
- Bill Dolan and Chris Brockett. 2005. Automatically constructing a corpus of sentential paraphrases. In *Third International Workshop on Paraphrasing (IWP2005)*.
- Xinshuai Dong, Anh Tuan Luu, Rongrong Ji, and Hong Liu. 2021a. [Towards robustness against natural language word substitutions](#).

- Xinshuai Dong, Anh Tuan Luu, Rongrong Ji, and Hong Liu. 2021b. Towards robustness against natural language word substitutions. *arXiv preprint arXiv:2107.13541*.
- Alexey Dosovitskiy, Lucas Beyer, Alexander Kolesnikov, Dirk Weissenborn, Xiaohua Zhai, Thomas Unterthiner, Mostafa Dehghani, Matthias Minderer, Georg Heigold, Sylvain Gelly, Jakob Uszkoreit, and Neil Houlsby. 2021. [An image is worth 16x16 words: Transformers for image recognition at scale](#). In *International Conference on Learning Representations*.
- SongYang Gao, Shihan Dou, Yan Liu, Xiao Wang, Qi Zhang, Zhongyu Wei, Jin Ma, and Ying Shan. 2023. [DSRM: Boost textual adversarial training with distribution shift risk minimization](#). In *Proceedings of the 61st Annual Meeting of the Association for Computational Linguistics (Volume 1: Long Papers)*, pages 12177–12189, Toronto, Canada. Association for Computational Linguistics.
- SongYang Gao, Shihan Dou, Qi Zhang, and Xuanjing Huang. 2022. [Kernel-whitening: Overcome dataset bias with isotropic sentence embedding](#). In *Proceedings of the 2022 Conference on Empirical Methods in Natural Language Processing*, pages 4112–4122, Abu Dhabi, United Arab Emirates. Association for Computational Linguistics.
- Gene H Golub and Christian Reinsch. 1971. Singular value decomposition and least squares solutions. In *Handbook for Automatic Computation: Volume II: Linear Algebra*, pages 134–151. Springer.
- Ian Goodfellow, Jean Pouget-Abadie, Mehdi Mirza, Bing Xu, David Warde-Farley, Sherjil Ozair, Aaron Courville, and Yoshua Bengio. 2014a. Generative adversarial nets. *Advances in neural information processing systems*, 27.
- Ian J Goodfellow, Jonathon Shlens, and Christian Szegedy. 2014b. Explaining and harnessing adversarial examples. *arXiv preprint arXiv:1412.6572*.
- Chuan Guo, Geoff Pleiss, Yu Sun, and Kilian Q Weinberger. 2017. On calibration of modern neural networks. In *International conference on machine learning*, pages 1321–1330. PMLR.
- Nathan Halko, Per-Gunnar Martinsson, and Joel A Tropp. 2011. Finding structure with randomness: Probabilistic algorithms for constructing approximate matrix decompositions. *SIAM review*, 53(2):217–288.
- Jens Hauser, Zhao Meng, Damian Pascual, and Roger Wattenhofer. 2023. Bert is robust! a case against word substitution-based adversarial attacks. In *ICASSP 2023-2023 IEEE International Conference on Acoustics, Speech and Signal Processing (ICASSP)*, pages 1–5. IEEE.
- Pengcheng He, Jianfeng Gao, and Weizhu Chen. 2021a. [Debertav3: Improving deberta using electra-style pre-training with gradient-disentangled embedding sharing](#).
- Pengcheng He, Xiaodong Liu, Jianfeng Gao, and Weizhu Chen. 2020. Deberta: Decoding-enhanced bert with disentangled attention. *arXiv preprint arXiv:2006.03654*.
- Pengcheng He, Xiaodong Liu, Jianfeng Gao, and Weizhu Chen. 2021b. [Deberta: Decoding-enhanced bert with disentangled attention](#). In *International Conference on Learning Representations*.
- Xuanli He, Lingjuan Lyu, Qionghai Xu, and Lichao Sun. 2021c. Model extraction and adversarial transferability, your bert is vulnerable! *arXiv preprint arXiv:2103.10013*.
- Duy C Hoang, Quang H Nguyen, Saurav Manchanda, MinLong Peng, Kok-Seng Wong, and Khoa D Doan. 2024. Fooling the textual fooler via randomizing latent representations. In *Findings of the Association for Computational Linguistics: ACL 2024*.
- Edward J Hu, Yelong Shen, Phillip Wallis, Zeyuan Allen-Zhu, Yanzhi Li, Shean Wang, Lu Wang, and Weizhu Chen. 2022. [LoRA: Low-rank adaptation of large language models](#). In *International Conference on Learning Representations*.
- Minqing Hu and Bing Liu. 2004. Mining and summarizing customer reviews. In *Proceedings of the tenth ACM SIGKDD international conference on Knowledge discovery and data mining*, pages 168–177.

- Xinrong Hu, Ce Xu, Junlong Ma, Zijian Huang, Jie Yang, Yi Guo, and Johan Barthelemy. 2023. [\[MASK\] insertion: a robust method for anti-adversarial attacks](#). In *Findings of the Association for Computational Linguistics: EACL 2023*, pages 1058–1070, Dubrovnik, Croatia. Association for Computational Linguistics.
- Junjie Huang, Duyu Tang, Wanjun Zhong, Shuai Lu, Linjun Shou, Ming Gong, Daxin Jiang, and Nan Duan. 2021. [WhiteningBERT: An easy unsupervised sentence embedding approach](#). In *Findings of the Association for Computational Linguistics: EMNLP 2021*, pages 238–244, Punta Cana, Dominican Republic. Association for Computational Linguistics.
- Takashi Ishida, Ikko Yamane, Tomoya Sakai, Gang Niu, and Masashi Sugiyama. 2020. Do we need zero training loss after achieving zero training error? In *Proceedings of the 37th International Conference on Machine Learning, ICML’20*. JMLR.org.
- Mohit Iyyer, John Wieting, Kevin Gimpel, and Luke Zettlemoyer. 2018. Adversarial example generation with syntactically controlled paraphrase networks. *arXiv preprint arXiv:1804.06059*.
- Akshita Jha and Chandan K Reddy. 2023. Codeattack: Code-based adversarial attacks for pre-trained programming language models. In *Proceedings of the AAAI Conference on Artificial Intelligence*, volume 37, pages 14892–14900.
- Jiabao Ji, Bairu Hou, Zhen Zhang, Guanhua Zhang, Wenqi Fan, Qing Li, Yang Zhang, Gaowen Liu, Sijia Liu, and Shiyu Chang. 2024. [Advancing the robustness of large language models through self-denoised smoothing](#). In *Proceedings of the 2024 Conference of the North American Chapter of the Association for Computational Linguistics: Human Language Technologies (Volume 2: Short Papers)*, pages 246–257, Mexico City, Mexico. Association for Computational Linguistics.
- Robin Jia and Percy Liang. 2017. [Adversarial examples for evaluating reading comprehension systems](#). In *Proceedings of the 2017 Conference on Empirical Methods in Natural Language Processing*, pages 2021–2031, Copenhagen, Denmark. Association for Computational Linguistics.
- Di Jin, Zhijing Jin, Joey Tianyi Zhou, and Peter Szolovits. 2020. Is bert really robust? a strong baseline for natural language attack on text classification and entailment. In *Proceedings of the AAAI conference on artificial intelligence*, volume 34, pages 8018–8025.
- William B Johnson. 1984. Extensions of lipshitz mapping into hilbert space. In *Conference modern analysis and probability, 1984*, pages 189–206.
- Salman Khan, Muzammal Naseer, Munawar Hayat, Syed Waqas Zamir, Fahad Shahbaz Khan, and Mubarak Shah. 2022. Transformers in vision: A survey. *ACM computing surveys (CSUR)*, 54(10s):1–41.
- Fabian Latorre, Igor Krawczuk, Leello Tadesse Dadi, Thomas Pethick, and Volkan Cevher. 2023. [Finding actual descent directions for adversarial training](#). In *The Eleventh International Conference on Learning Representations*.
- Bohan Li, Hao Zhou, Junxian He, Mingxuan Wang, Yiming Yang, and Lei Li. 2020a. [On the sentence embeddings from pre-trained language models](#). In *Proceedings of the 2020 Conference on Empirical Methods in Natural Language Processing (EMNLP)*, pages 9119–9130, Online. Association for Computational Linguistics.
- Jinfeng Li, Shouling Ji, Tianyu Du, Bo Li, and Ting Wang. 2018. Textbugger: Generating adversarial text against real-world applications. *arXiv preprint arXiv:1812.05271*.
- Linyang Li, Ruotian Ma, Qipeng Guo, Xiangyang Xue, and Xipeng Qiu. 2020b. Bert-attack: Adversarial attack against bert using bert. *arXiv preprint arXiv:2004.09984*.
- Linyang Li, Ruotian Ma, Qipeng Guo, Xiangyang Xue, and Xipeng Qiu. 2020c. [BERT-ATTACK: Adversarial attack against BERT using BERT](#). In *Proceedings of the 2020 Conference on Empirical Methods in Natural Language Processing (EMNLP)*, pages 6193–6202, Online. Association for Computational Linguistics.



- Linyang Li and Xipeng Qiu. 2020. [Tavat: Token-aware virtual adversarial training for language understanding](#).
- Linyang Li and Xipeng Qiu. 2021. Token-aware virtual adversarial training in natural language understanding. In *Proceedings of the AAAI Conference on Artificial Intelligence*, volume 35, pages 8410–8418.
- Zongyi Li, Jianhan Xu, Jiehang Zeng, Linyang Li, Xiaoqing Zheng, Qi Zhang, Kai-Wei Chang, and Cho-Jui Hsieh. 2021a. Searching for an effective defender: Benchmarking defense against adversarial word substitution. *arXiv preprint arXiv:2108.12777*.
- Zongyi Li, Jianhan Xu, Jiehang Zeng, Linyang Li, Xiaoqing Zheng, Qi Zhang, Kai-Wei Chang, and Cho-Jui Hsieh. 2021b. [Searching for an effective defender: Benchmarking defense against adversarial word substitution](#). In *Proceedings of the 2021 Conference on Empirical Methods in Natural Language Processing*, pages 3137–3147, Online and Punta Cana, Dominican Republic. Association for Computational Linguistics.
- Qin Liu, Rui Zheng, Bao Rong, Jingyi Liu, Zhihua Liu, Zhanzhan Cheng, Liang Qiao, Tao Gui, Qi Zhang, and Xuan-Jing Huang. 2022. Flooding-x: Improving bert’s resistance to adversarial attacks via loss-restricted fine-tuning. In *Proceedings of the 60th Annual Meeting of the Association for Computational Linguistics (Volume 1: Long Papers)*, pages 5634–5644.
- Xiaodong Liu, Pengcheng He, Weizhu Chen, and Jianfeng Gao. 2019a. Multi-task deep neural networks for natural language understanding. *arXiv preprint arXiv:1901.11504*.
- Yinhan Liu, Myle Ott, Naman Goyal, Jingfei Du, Mandar Joshi, Danqi Chen, Omer Levy, Mike Lewis, Luke Zettlemoyer, and Veselin Stoyanov. 2019b. Roberta: A robustly optimized bert pretraining approach. *arXiv preprint arXiv:1907.11692*.
- Ilya Loshchilov and Frank Hutter. 2017. Decoupled weight decay regularization. *arXiv preprint arXiv:1711.05101*.
- Ning Lu, Shengcai Liu, Zhirui Zhang, Qi Wang, Haifeng Liu, and Ke Tang. 2024. Less is more: Understanding word-level textual adversarial attack via n-gram frequency descend. In *2024 IEEE Conference on Artificial Intelligence (CAI)*, pages 823–830. IEEE.
- Aleksander Madry, Aleksandar Makelov, Ludwig Schmidt, Dimitris Tsipras, and Adrian Vladu. 2018. [Towards deep learning models resistant to adversarial attacks](#). In *International Conference on Learning Representations*.
- Aleksander Madry, Aleksandar Makelov, Ludwig Schmidt, Dimitris Tsipras, and Adrian Vladu. 2019. [Towards deep learning models resistant to adversarial attacks](#).
- Rishabh Maheshwary, Saket Maheshwary, and Vikram Pudi. 2021. A strong baseline for query efficient attacks in a black box setting. *arXiv preprint arXiv:2109.04775*.
- Marco Marelli, Stefano Menini, Marco Baroni, Luisa Bentivogli, Raffaella Bernardi, and Roberto Zamparelli. 2014. [A SICK cure for the evaluation of compositional distributional semantic models](#). In *Proceedings of the Ninth International Conference on Language Resources and Evaluation (LREC’14)*, pages 216–223, Reykjavik, Iceland. European Language Resources Association (ELRA).
- Leland McInnes, John Healy, and James Melville. 2018. Umap: Uniform manifold approximation and projection for dimension reduction. *arXiv preprint arXiv:1802.03426*.
- Tomas Mikolov. 2013. Efficient estimation of word representations in vector space. *arXiv preprint arXiv:1301.3781*, 3781.
- Han Cheol Moon, Shafiq Joty, Ruochen Zhao, Megh Thakkar, and Xu Chi. 2023a. Randomized smoothing with masked inference for adversarially robust text classifications. *arXiv preprint arXiv:2305.06522*.
- Han Cheol Moon, Shafiq Joty, Ruochen Zhao, Megh Thakkar, and Chi Xu. 2023b. [Randomized smoothing with masked inference for adversarially robust text classifications](#). In *Proceedings of the 61st Annual Meeting of the Association for Computational Linguistics (Volume 1: Long Papers)*, pages 5145–5165, Toronto, Canada. Association for Computational Linguistics.

- John X Morris, Eli Lifland, Jin Yong Yoo, Jake Grigsby, Di Jin, and Yanjun Qi. 2020. Textattack: A framework for adversarial attacks, data augmentation, and adversarial training in nlp. *arXiv preprint arXiv:2005.05909*.
- Jiaqi Mu and Pramod Viswanath. 2018a. [All-but-the-top: Simple and effective postprocessing for word representations](#). In *International Conference on Learning Representations*.
- Jiaqi Mu and Pramod Viswanath. 2018b. [All-but-the-top: Simple and effective postprocessing for word representations](#). In *6th International Conference on Learning Representations, ICLR 2018, Vancouver, BC, Canada, April 30 - May 3, 2018, Conference Track Proceedings*. OpenReview.net.
- Dang Nguyen Minh and Anh Tuan Luu. 2022. [Textual manifold-based defense against natural language adversarial examples](#). In *Proceedings of the 2022 Conference on Empirical Methods in Natural Language Processing*, pages 6612–6625, Abu Dhabi, United Arab Emirates. Association for Computational Linguistics.
- Yixin Nie, Adina Williams, Emily Dinan, Mohit Bansal, Jason Weston, and Douwe Kiela. 2020. [Adversarial NLI: A new benchmark for natural language understanding](#). In *Proceedings of the 58th Annual Meeting of the Association for Computational Linguistics*, pages 4885–4901, Online. Association for Computational Linguistics.
- Bo Pang and Lillian Lee. 2004. A sentimental education: Sentiment analysis using subjectivity summarization based on minimum cuts. *arXiv preprint cs/0409058*.
- Bo Pang and Lillian Lee. 2005. Seeing stars: Exploiting class relationships for sentiment categorization with respect to rating scales. In *Proceedings of the ACL*.
- Jeffrey Pennington, Richard Socher, and Christopher Manning. 2014. [GloVe: Global vectors for word representation](#). In *Proceedings of the 2014 Conference on Empirical Methods in Natural Language Processing (EMNLP)*, pages 1532–1543, Doha, Qatar. Association for Computational Linguistics.
- Qwen Team. 2024. [Qwen2.5: A party of foundation models](#).
- Shuhuai Ren, Yihe Deng, Kun He, and Wanxiang Che. 2019. Generating natural language adversarial examples through probability weighted word saliency. In *Proceedings of the 57th annual meeting of the association for computational linguistics*, pages 1085–1097.
- William Rudman and Carsten Eickhoff. 2024. [Stable anisotropic regularization](#). In *The Twelfth International Conference on Learning Representations*.
- Maarten Sap, Hannah Rashkin, Derek Chen, Roman Le Bras, and Yejin Choi. 2019. [Social IQa: Commonsense reasoning about social interactions](#). In *Proceedings of the 2019 Conference on Empirical Methods in Natural Language Processing and the 9th International Joint Conference on Natural Language Processing (EMNLP-IJCNLP)*, pages 4463–4473, Hong Kong, China. Association for Computational Linguistics.
- Motoki Sato, Jun Suzuki, Hiroyuki Shindo, and Yuji Matsumoto. 2018. Interpretable adversarial perturbation in input embedding space for text. In *Proceedings of the 27th International Joint Conference on Artificial Intelligence, IJCAI’18*, page 4323–4330. AAAI Press.
- Lingfeng Shen, Ze Zhang, Haiyun Jiang, and Ying Chen. 2023. [Textshield: Beyond successfully detecting adversarial sentences in text classification](#). In *The Eleventh International Conference on Learning Representations*.
- Chenglei Si, Zhengyan Zhang, Fanchao Qi, Zhiyuan Liu, Yasheng Wang, Qun Liu, and Maosong Sun. 2020. Better robustness by more coverage: Adversarial training with mixup augmentation for robust fine-tuning. *arXiv preprint arXiv:2012.15699*.
- Richard Socher, John Bauer, Christopher D Manning, and Andrew Y Ng. 2013. Parsing with compositional vector grammars. In *Proceedings of the 51st Annual Meeting of the Association for Computational Linguistics (Volume 1: Long Papers)*, pages 455–465.
- Aivin V. Solatorio. 2024. [Gistembed: Guided in-sample selection of training negatives for](#)

- text embedding fine-tuning. *arXiv preprint arXiv:2402.16829*.
- Yue Song, Nicu Sebe, and Wei Wang. 2021. Why approximate matrix square root outperforms accurate svd in global covariance pooling? In *Proceedings of the IEEE/CVF International Conference on Computer Vision*, pages 1115–1123.
- Yue Song, Nicu Sebe, and Wei Wang. 2022. Fast differentiable matrix square root and inverse square root. *IEEE Transactions on Pattern Analysis and Machine Intelligence*, 45(6):7367–7380.
- Jianlin Su, Jiarun Cao, Weijie Liu, and Yangyiwen Ou. 2021. Whitening sentence representations for better semantics and faster retrieval. *arXiv preprint arXiv:2103.15316*.
- Lichao Sun, Kazuma Hashimoto, Wenpeng Yin, Akari Asai, Jia Li, Philip Yu, and Caiming Xiong. 2020. Adv-bert: Bert is not robust on misspellings! generating nature adversarial samples on bert. *arXiv preprint arXiv:2003.04985*.
- Christian Szegedy, Wojciech Zaremba, Ilya Sutskever, Joan Bruna, Dumitru Erhan, Ian Goodfellow, and Rob Fergus. 2013. Intriguing properties of neural networks. *arXiv preprint arXiv:1312.6199*.
- Alon Talmor, Jonathan Herzig, Nicholas Lourie, and Jonathan Berant. 2019. CommonsenseQA: A question answering challenge targeting commonsense knowledge. In *Proceedings of the 2019 Conference of the North American Chapter of the Association for Computational Linguistics: Human Language Technologies, Volume 1 (Long and Short Papers)*, pages 4149–4158, Minneapolis, Minnesota. Association for Computational Linguistics.
- Samson Tan, Shafiq Joty, Min-Yen Kan, and Richard Socher. 2020. It’s morphin’ time! Combating linguistic discrimination with inflectional perturbations. In *Proceedings of the 58th Annual Meeting of the Association for Computational Linguistics*, pages 2920–2935, Online. Association for Computational Linguistics.
- Olga Taran, Shideh Rezaeifar, Taras Holotyak, and Slava Voloshynovskiy. 2019. Defending against adversarial attacks by randomized diversification. In *Proceedings of the IEEE/CVF Conference on Computer Vision and Pattern Recognition*, pages 11226–11233.
- William Timkey and Marten van Schijndel. 2021a. All bark and no bite: Rogue dimensions in transformer language models obscure representational quality. *arXiv preprint arXiv:2109.04404*.
- William Timkey and Marten van Schijndel. 2021b. All bark and no bite: Rogue dimensions in transformer language models obscure representational quality. In *Proceedings of the 2021 Conference on Empirical Methods in Natural Language Processing*, pages 4527–4546, Online and Punta Cana, Dominican Republic. Association for Computational Linguistics.
- Naftali Tishby and Noga Zaslavsky. 2015. Deep learning and the information bottleneck principle. In *2015 IEEE information theory workshop (itw)*, pages 1–5. IEEE.
- Hugo Touvron, Matthieu Cord, Matthijs Douze, Francisco Massa, Alexandre Sablayrolles, and Herve Jegou. 2021. Training data-efficient image transformers and distillation through attention. In *Proceedings of the 38th International Conference on Machine Learning*, volume 139 of *Proceedings of Machine Learning Research*, pages 10347–10357. PMLR.
- Yu-Lin Tsai, Chia-Yi Hsu, Chia-Mu Yu, and Pin-Yu Chen. 2021. Formalizing generalization and adversarial robustness of neural networks to weight perturbations. *Advances in Neural Information Processing Systems*, 34:19692–19704.
- Herbert Westren Turnbull and Alexander Craig Aitken. 1932. An introduction to the theory of canonical matrices. *Nature*, 130:867–867.
- Boxin Wang, Shuohang Wang, Yu Cheng, Zhe Gan, Ruoxi Jia, Bo Li, and Jingjing Liu. 2020a. Infobert: Improving robustness of language models from an information theoretic perspective. *arXiv preprint arXiv:2010.02329*.
- Boxin Wang, Shuohang Wang, Yu Cheng, Zhe Gan, Ruoxi Jia, Bo Li, and Jingjing Liu. 2021a.

- Infobert: Improving robustness of language models from an information theoretic perspective. In *International Conference on Learning Representations*.
- Dilin Wang, Chengyue Gong, and Qiang Liu. 2019. Improving neural language modeling via adversarial training. In *International Conference on Machine Learning*, pages 6555–6565. PMLR.
- Jiayi Wang, Rongzhou Bao, Zhuosheng Zhang, and Hai Zhao. 2022a. Rethinking textual adversarial defense for pre-trained language models. *IEEE/ACM Transactions on Audio, Speech, and Language Processing*, 30:2526–2540.
- Tianlu Wang, Xuezhi Wang, Yao Qin, Ben Packer, Kang Li, Jilin Chen, Alex Beutel, and Ed Chi. 2020b. Cat-gen: Improving robustness in nlp models via controlled adversarial text generation. *arXiv preprint arXiv:2010.02338*.
- Wei Wang, Zheng Dang, Yinlin Hu, Pascal Fua, and Mathieu Salzmann. 2021b. Robust differentiable svd. *IEEE transactions on pattern analysis and machine intelligence*, 44(9):5472–5487.
- Wenhai Wang, Jifeng Dai, Zhe Chen, Zhenhang Huang, Zhiqi Li, Xizhou Zhu, Xiaowei Hu, Tong Lu, Lewei Lu, Hongsheng Li, et al. 2023. Internimage: Exploring large-scale vision foundation models with deformable convolutions. In *Proceedings of the IEEE/CVF conference on computer vision and pattern recognition*, pages 14408–14419.
- Wenqi Wang, Run Wang, Lina Wang, Zhibo Wang, and Aoshuang Ye. 2021c. Towards a robust deep neural network against adversarial texts: A survey. *IEEE transactions on knowledge and data engineering*, 35(3):3159–3179.
- Xiaosen Wang, Xiong Yifeng, and Kun He. 2022b. Detecting textual adversarial examples through randomized substitution and vote. In *Uncertainty in Artificial Intelligence*, pages 2056–2065. PMLR.
- Yang Wang and Chenghua Lin. 2025. [Tougher text, smarter models: Raising the bar for adversarial defence benchmarks](#). In *Proceedings of the 31st International Conference on Computational Linguistics*, pages 6475–6491, Abu Dhabi, UAE. Association for Computational Linguistics.
- Yisen Wang, Difan Zou, Jinfeng Yi, James Bailey, Xingjun Ma, and Quanguan Gu. 2020c. [Improving adversarial robustness requires revisiting misclassified examples](#). In *International Conference on Learning Representations*.
- Yi Wu, David Bamman, and Stuart Russell. 2017. [Adversarial training for relation extraction](#). In *Proceedings of the 2017 Conference on Empirical Methods in Natural Language Processing*, pages 1778–1783, Copenhagen, Denmark. Association for Computational Linguistics.
- Chenghao Xiao, Yang Long, and Noura Al Moubayed. 2023a. On isotropy, contextualization and learning dynamics of contrastive-based sentence representation learning. In *Findings of the Association for Computational Linguistics: ACL 2023*, pages 12266–12283.
- Shitao Xiao, Zheng Liu, Peitian Zhang, and Niklas Muennighoff. 2023b. [C-pack: Packaged resources to advance general chinese embedding](#).
- Cihang Xie, Jianyu Wang, Zhishuai Zhang, Zhou Ren, and Alan Yuille. 2017. Mitigating adversarial effects through randomization. *arXiv preprint arXiv:1711.01991*.
- An Yang, Baosong Yang, Binyuan Hui, Bo Zheng, Bowen Yu, Chang Zhou, Chengpeng Li, Chengyuan Li, Dayiheng Liu, Fei Huang, et al. 2024. Qwen2 technical report. *arXiv preprint arXiv:2407.10671*.
- Kexin Yang, Dayiheng Liu, Wenqiang Lei, Baosong Yang, Xiangpeng Wei, Zhengyuan Liu, and Jun Xie. 2023a. [Fantastic expressions and where to find them: Chinese simile generation with multiple constraints](#). In *Proceedings of the 61st Annual Meeting of the Association for Computational Linguistics (Volume 1: Long Papers)*, pages 468–486, Toronto, Canada. Association for Computational Linguistics.
- Yahan Yang, Soham Dan, Dan Roth, and Insup Lee. 2023b. [In and out-of-domain text adversarial robustness via label smoothing](#). In *Proceedings of the 61st Annual Meeting of the Association for Computational Linguistics (Volume 2: Short Papers)*, pages 657–669, Toronto,



- Canada. Association for Computational Linguistics.
- Zhilin Yang, Zihang Dai, Yiming Yang, Jaime Carbonell, Russ R Salakhutdinov, and Quoc V Le. 2019. Xlnet: Generalized autoregressive pretraining for language understanding. *Advances in neural information processing systems*, 32.
- Mao Ye, Chengyue Gong, and Qiang Liu. 2020a. [SAFER: A structure-free approach for certified robustness to adversarial word substitutions](#). In *Proceedings of the 58th Annual Meeting of the Association for Computational Linguistics*, pages 3465–3475, Online. Association for Computational Linguistics.
- Mao Ye, Chengyue Gong, and Qiang Liu. 2020b. Safer: A structure-free approach for certified robustness to adversarial word substitutions. *arXiv preprint arXiv:2005.14424*.
- KiYoon Yoo, Jangho Kim, Jiho Jang, and Nojun Kwak. 2022. Detection of word adversarial examples in text classification: Benchmark and baseline via robust density estimation. *arXiv preprint arXiv:2203.01677*.
- Yuan Zang, Fanchao Qi, Chenghao Yang, Zhiyuan Liu, Meng Zhang, Qun Liu, and Maosong Sun. 2020. [Word-level textual adversarial attack-ing as combinatorial optimization](#). In *Proceedings of the 58th Annual Meeting of the Association for Computational Linguistics*, pages 6066–6080, Online. Association for Computational Linguistics.
- Jiehang Zeng, Jianhan Xu, Xiaoqing Zheng, and Xuanjing Huang. 2023. Certified robustness to text adversarial attacks by randomized [mask]. *Computational Linguistics*, 49(2):395–427.
- Yuwen Zhai, Jing Hao, Liang Gao, Xinyu Li, Yiping Gao, and Shumin Han. 2023. Simple parameter-free self-attention approximation. *arXiv preprint arXiv:2307.12018*.
- Pengwei Zhan, Jing Yang, He Wang, Chao Zheng, Xiao Huang, and Liming Wang. 2023. [Similarizing the influence of words with contrastive learning to defend word-level adversarial text attack](#). In *Findings of the Association for Computational Linguistics: ACL 2023*, pages 7891–7906, Toronto, Canada. Association for Computational Linguistics.
- Susan Zhang, Stephen Roller, Naman Goyal, Mikel Artetxe, Moya Chen, Shuohui Chen, Christopher Dewan, Mona T. Diab, Xian Li, Xi Victoria Lin, Todor Mihaylov, Myle Ott, Sam Shleifer, Kurt Shuster, Daniel Simig, Punit Singh Koura, Anjali Sridhar, Tianlu Wang, and Luke Zettlemoyer. 2022. [Opt: Open pre-trained transformer language models](#). *ArXiv*, abs/2205.01068.
- Wei Zhang, Qian Chen, and Yunfang Chen. 2020. Deep learning based robust text classification method via virtual adversarial training. *IEEE Access*, 8:61174–61182.
- Zeliang Zhang, Wei Yao, Susan Liang, and Chenliang Xu. 2024. [Random smooth-based certified defense against text adversarial attack](#). In *Findings of the Association for Computational Linguistics: EACL 2024*, pages 1251–1265, St. Julian’s, Malta. Association for Computational Linguistics.
- Jiahao Zhao, Wenji Mao, and Daniel Dajun Zeng. 2024. Disentangled text representation learning with information-theoretic perspective for adversarial robustness. *IEEE/ACM Transactions on Audio, Speech, and Language Processing*.
- Yi Zhou, Xiaoqing Zheng, Cho-Jui Hsieh, Kai-Wei Chang, and Xuanjing Huan. 2021a. Defense against synonym substitution-based adversarial attacks via dirichlet neighborhood ensemble. In *Association for Computational Linguistics (ACL)*.
- Yi Zhou, Xiaoqing Zheng, Cho-Jui Hsieh, Kai-Wei Chang, and Xuanjing Huang. 2021b. [Defense against synonym substitution-based adversarial attacks via Dirichlet neighborhood ensemble](#). In *Proceedings of the 59th Annual Meeting of the Association for Computational Linguistics and the 11th International Joint Conference on Natural Language Processing (Volume 1: Long Papers)*, pages 5482–5492, Online. Association for Computational Linguistics.
- Bin Zhu and Yanghui Rao. 2023. [Exploring robust overfitting for pre-trained language models](#). In *Findings of the Association for Com-*

*putational Linguistics: ACL 2023*, pages 5506–5522, Toronto, Canada. Association for Computational Linguistics.

Chen Zhu, Yu Cheng, Zhe Gan, Siqi Sun, Tom Goldstein, and Jingjing Liu. 2020. [FreeLB: Enhanced adversarial training for natural language understanding](#). In *International Conference on Learning Representations*.

Kaijie Zhu, Jindong Wang, Jiaheng Zhou, Zichen Wang, Hao Chen, Yidong Wang, Linyi Yang, Wei Ye, Neil Zhenqiang Gong, Yue Zhang, et al. 2023. Promptbench: Towards evaluating the robustness of large language models on adversarial prompts. *arXiv preprint arXiv:2306.04528*.

Lianghui Zhu, Bencheng Liao, Qian Zhang, Xinlong Wang, Wenyu Liu, and Xinggang Wang. 2024. Vision mamba: Efficient visual representation learning with bidirectional state space model. *arXiv preprint arXiv:2401.09417*.

## A Preliminaries: PCA and SVD

Principal Component Analysis (Abdi and Williams, 2010, PCA) and Singular Value Decomposition (Golub and Reinsch, 1971, SVD) are cornerstone techniques in the field of machine learning. PCA seeks to transform a set of possibly correlated variables into a smaller number of uncorrelated variables called principal components, with the first principal component accounting for the largest possible variance in the data. This transformation is achieved by identifying the eigenvectors of the data covariance matrix, which correspond to the directions of maximum variance. On the other hand, SVD decomposes a matrix  $\mathbf{X}$  into three distinct matrices

$$\mathbf{U}\mathbf{\Sigma}\mathbf{V}^\top \leftarrow \text{SVD}(\mathbf{X}) \quad (3)$$

where  $\mathbf{U}$  and  $\mathbf{V}$  contain the left and right singular vectors, and  $\mathbf{\Sigma}$  is a diagonal matrix with singular values. These singular values are crucial as they measure the importance of each corresponding singular vector in capturing the variance of data. The expression  $\text{SVD}(\mathbf{X})$  can also be rewritten as a sum of the outer products of the singular vectors, weighted by the singular values (i.e. linear combination of rank-1 matrices):

$$\mathbf{U}\mathbf{\Sigma}\mathbf{V}^\top = \sum_{i=1}^k \sigma_i \mathbf{u}_i \mathbf{v}_i^\top \quad (4)$$

where  $\mathbf{u}_i$  and  $\mathbf{v}_i$  are the columns of  $\mathbf{U}$  and  $\mathbf{V}$  called the left-singular vectors and right-singular vectors, respectively, and  $k$  is the rank of the matrix  $\mathbf{X}$ . Here, each term  $\sigma_i \mathbf{u}_i \mathbf{v}_i^\top$  represents a rank-1 matrix, and the sum of these rank-1 matrices approximates the original matrix  $\mathbf{X}$ .

Both PCA and SVD are intrinsically related. PCA can be performed through SVD by decomposing the data matrix  $\mathbf{X}$  and then using the singular vectors as the principal components. The elegance of SVD, beyond dimensionality reduction, lies in its ability to provide a mathematically rigorous and computationally efficient method for identifying the underlying structure of data. In §3.1, we propose to use PCA and SVD to enhance the adversarial robustness of NLP models.

## B Datasets

In this paper, we fine-tune PLMs on eight datasets: SST2 (Socher et al., 2013), SUBJ (Pang and Lee, 2004), CR (Hu and Liu, 2004), MR (Pang and Lee, 2005), MRPC (Dolan and Brockett, 2005), SICK (Marelli et al., 2014), SIQA (Sap et al., 2019), and CSQA (Talmor et al., 2019). A detailed description of each dataset is available in Table. 8.

## C Adversarial Defence Baselines

**PGD** (Madry et al., 2018) is a simple method to obtain adversarial perturbations. The process of PGD can be represented as the following min-max problem:

$$\min_{\theta} \mathbb{E}_{(x,y) \sim \mathcal{D}} \left[ \max_{\delta} \mathcal{L}(f_{\theta}(x + \delta), y) \right] \quad (5)$$

where  $(x, y)$  is the data points in the dataset  $\mathcal{D}$  ( $x$  is the input sample and  $y$  is the corresponding label),  $f_{\theta}(x)$  is the model with parameters  $\theta$ ,  $\delta$  is the perturbation added to  $x$ , and  $\|\delta\| \leq \epsilon$  enforces a constraint on the perturbation budget  $\epsilon$ .

PGD generates the adversarial perturbation  $\delta$  iteratively. For each iteration  $t$ , update  $\delta^{(t)}$  by performing a gradient ascent step  $\alpha$  to increase the loss.

$$\delta^{(t+1)} = \delta^{(t)} + \alpha \cdot \text{sgn} \left( \nabla_{\delta} \mathcal{L} \left( f_{\theta}(x + \delta^{(t)}), y \right) \right) \quad (6)$$

where  $\nabla_{\delta} \mathcal{L} (f_{\theta}(x + \delta^{(t)}), y)$  is the gradient of the loss with respect to  $\delta$ , and  $\text{sgn}(\cdot)$  takes the sign of each component in the gradient.

**FreeLB** (Zhu et al., 2020) extends PGD by performing multiple mini-batch updates to craft ad-

Dataset	Task	Classes	Train	Validation	Test	Label Distribution*
SST2	Sentiment Analysis	2	6920	872	1821	Approx. Equal
SUBJ	Subjectivity Status	2	8000	-	2000	Approx. Equal
CR	Sentiment Analysis	2	3394	-	376	Approx. Equal
MR	Sentiment Analysis	2	8530	1066	1066	Equal
MRPC	Paraphrase Identification	2	3668	408	1725	Approx. Equal
SICK	Textual Entailment	3	4439	495	4906	Approx. Equal
SIQA	Commonsense Reasoning	3	33410	1954	-	Approx. Equal
CSQA	Commonsense Reasoning	5	9741	1221	-	Approx. Equal

Table 8: Statistics of datasets. \* Distribution of the examples across classes in validation/test set.

versarial examples. That is, it combines the adversarial perturbation with large-batch optimisation and reuses gradients across multiple steps, effectively increasing efficiency without requiring separate gradient calculations for each step. It simultaneously accumulates the “free” parameter gradients  $\nabla_{\delta}\mathcal{L}$  in each iteration.

**SAFER** (Ye et al., 2020a) employs randomised smoothing techniques to certify that a model’s prediction remains consistent within a defined radius of perturbation.

$$f_{RS}(\mathbf{X}) = \arg \max_{c \in Y} P_{\mathbf{Z} \sim \Pi_{\mathbf{X}}} (f(\mathbf{Z}) = c) \quad (7)$$

where  $f_{RS}$  represents the smoothed classifier,  $\mathbf{X}$  is the original sentence,  $c$  is a class in the label set  $Y$ ,  $\Pi_{\mathbf{X}}$  denotes the distribution of perturbed sentences around  $\mathbf{X}$ , and  $f(\mathbf{Z})$  is the classifier’s prediction for a perturbed input  $\mathbf{Z}$ . SAFER averages predictions over randomly perturbed versions of the input to certify robustness against adversarial word substitutions.

**InfoBERT** (Wang et al., 2021a) enhances adversarial training by maximising mutual information between clean and adversarial samples, promoting alignment between original and perturbed representations.

$$\max I(Y; \mathbf{T}) - n\beta \sum_{i=1}^n I(\mathbf{X}_i; \mathbf{T}_i) + \alpha \sum_{j=1}^M I(\mathbf{T}_{k_j}; \mathbf{Z}) \quad (8)$$

where  $I(Y; \mathbf{T})$  is the mutual information between label set  $Y$  and the learned representation  $\mathbf{T}$ , to retain task-relevant information.  $n\beta \sum_{i=1}^n I(\mathbf{X}_i; \mathbf{T}_i)$  is the information bottleneck regulariser, which minimises mutual information between the input  $\mathbf{X}$  and its representation  $\mathbf{T}$ , removing irrelevant or noisy information that could be vulnerable to adversarial attacks. Here,  $\mathbf{X}_i$  is the word token, and  $\mathbf{T}_i$  is its local feature representation.  $\alpha \sum_{j=1}^M I(\mathbf{T}_{k_j}; \mathbf{Z})$  is the anchored feature regulariser, which maximises mutual infor-

mation between selected robust local features  $\mathbf{T}_{k_j}$  and the global sentence representation  $\mathbf{Z}$ , aligning stable local features with the global representation. **TAVAT** (Li and Qiu, 2021) constructs fine-grained virtual adversarial examples by applying perturbations selectively at the token level instead of a rigid normalisation ball over the entire sequence. TAVAT can be summarised by the following objective function, which combines instance-level and token-level perturbations:

$$\min_{\theta} \mathbb{E}_{(\mathbf{X}, y)} \left[ \max_{\|\delta\| \leq \epsilon} \max_{\|\eta_i\| \leq n_i \cdot \epsilon} L(f_{\theta}(\mathbf{X} + \delta + \eta), y) \right] \quad (9)$$

Here,  $\delta$  represents the instance-level perturbation constrained by  $\epsilon$ , and  $\eta_i$  denotes token-level perturbations scaled by  $n_i$  for flexibility based on each token’s importance.

**DNE** (Zhou et al., 2021b) employs a neighborhood exploration technique to create virtual sentences by mixing the embedding of the original word in the input sentence with its synonyms. It can be summarised with the following training objective, using virtual examples sampled from the convex hull of a word and its synonyms:

$$\min_{\theta} \mathbb{E}_{(\mathbf{X}, y) \sim D} \left[ \max_{\beta} L(f_{\theta}(\mathbf{X}_{\beta}), y) \right] \quad (10)$$

where  $\mathbf{X}_{\beta} = \sum_{x_j \in S(x_i)} \beta_j x_j$  represents virtual samples in the convex hull spanned by each word  $x_i$  and its synonyms  $S(x_i)$ , with the weights  $\beta$  drawn from a Dirichlet distribution.

**Flooding-X** (Liu et al., 2022) is an efficient and computational-friendly algorithm for improving PLM’s generalisation and resistance to adversarial attacks. They theoretically prove that the vanilla Flooding method (Ishida et al., 2020) is able to boost model’s adversarial robustness by leading it into a smooth parameter landscape. If the original learning objective is  $J$ , then the modified learning objective  $\tilde{J}$  with flooding is

Model	Checkpoint	Params
BERT-base	google-bert/bert-base-uncased	109M
BERT-large	google-bert/bert-large-uncased	335M
RoBERTa-base	FacebookAI/roberta-base	124M
RoBERTa-large	FacebookAI/roberta-large	355M
DeBERTa-base	microsoft/deberta-v3-base	184M
DeBERTa-large	microsoft/deberta-v3-large	435M
BGE-base	BAAI/bge-base-en-v1.5	109M
BGE-large	BAAI/bge-large-en-v1.5	335M
GIST-base	avsolatorio/GIST-Embedding-v0	109M
GIST-large	avsolatorio/GIST-large-Embedding-v0	335M
OPT-base	facebook/opt-125m	125M
OPT-large	facebook/opt-350m	350M
Qwen2.5-0.5B	Qwen/Qwen2.5-0.5B	494M

Table 9: PLMs checkpoints from HuggingFace Hub. **Model:** Lists the names of different PLMs. **Checkpoint:** Specifies the HuggingFace checkpoint name with each model. **Params:** Indicates the number of parameters in each model (in millions, denoted by “M”).

$$\tilde{J}(\theta) = |J(\theta) - b| + b, \quad (11)$$

where  $b > 0$  is the flood level and  $\theta$  is the model parameter.

**ALS** (Yang et al., 2023b) applies label smoothing during adversarial training, softening the model’s predictions and reducing sensitivity to adversarial inputs, particularly in out-of-domain contexts. ALS arises from the worst possible smooth label for each input example.

**AdvFooler** (Hoang et al., 2024) randomises the latent representation of the input at test time to fool the adversary throughout the attack, which typically involves iteratively sampling of discrete perturbations to generate an adversarial sample. It can be mathematically summarised as follows:

$$z_{i+1} = h_l(z_i + \epsilon) \quad (12)$$

where  $z_i$  represents the latent representation of the input at the  $i$ -th layer,  $h_l$  denotes the model’s  $l$ -th layer function, and  $\epsilon \sim \mathcal{N}(0, \nu \mathbf{I})$  is a Gaussian noise with variance  $\nu$  added to the latent space at each layer to randomise the representation, thereby confusing adversarial attacks.

## D Different Model Architectures

We apply the baselines over a diverse set of model architectures, including encoder-only models such as BERT (Devlin et al., 2018), RoBERTa (Liu et al., 2019b), and DeBERTa (He et al., 2020, 2021b,a); decoder-only models like OPT (Zhang et al., 2022) and Qwen2.5 (Yang et al., 2024; Qwen Team, 2024); and embedding-based models

such as BGE (Xiao et al., 2023b) and GIST (Solatorio, 2024) to observe the scalability of PURE. The baselines are fine-tuned according to their default configurations presented in the respective papers. Table. 9 describes the checkpoints available on the HuggingFace Hub<sup>5</sup>. Table. 10 is the comparison of different model architectures on the SST2 test set.

### D.1 Out-of-domain Transferability

In Table. 11, PURE generally shows a competitive APDR compared to other defence methods when tested in cross-dataset transfer settings, indicating that PURE adapts well to new domains without sacrificing significant performance, highlighting its transferability.

Liu et al. (2022) proposed that “flooding” the loss function by maintaining it near a predefined constant could theoretically improve adversarial robustness by reducing sensitivity to small perturbations. However, our empirical findings indicate that Flooding-X fails to enhance adversarial robustness as anticipated, performing poorly across all robustness metrics in transfer scenarios. This may stem from differences in experimental setups, datasets, or attack methods, or suggest that Flooding’s impact on robustness is more limited than initially claimed. Consistent with Zhu and Rao (2023), we find that Flooding alone does not effectively promote adversarial robustness, despite its potential benefits for reducing overfitting or improving generalisation in benign settings.

We observe that SAFER demonstrates good adversarial robustness specifically in transfer settings, likely due to its unique combination of embedding stabilisation and randomised smoothing techniques. Embedding stabilisation reduces the model’s sensitivity to small perturbations by replacing words with synonyms or perturbing embeddings, which lessens the impact of attacks relying on fine-grained modifications. Furthermore, randomised smoothing adds noise to the embedding space, making the model’s outputs less predictable and increasing the query cost for attackers. This approach allows SAFER to effectively generalise to new datasets in transfer scenarios, as its robust representations extend well beyond the original training data, offering enhanced protection without requiring adversarial training tailored to each attack type.

<sup>5</sup><https://huggingface.co/models>



Model	Params	Defence	ACC $\uparrow$	TextFooler			TextBugger			PWWS			APDR $\downarrow$
				AUA $\uparrow$	ASR $\downarrow$	AVGQ $\uparrow$	AUA $\uparrow$	ASR $\downarrow$	AVGQ $\uparrow$	AUA $\uparrow$	ASR $\downarrow$	AVGQ $\uparrow$	
BERT-base	109M	Fine-tune	92.09	6.32	93.14	87.07	30.37	67.02	41.19	13.78	85.03	127.57	81.73
		<b>PuRE (Ours)</b>	90.88	30.37	66.59	134.01	47.17	48.10	58.52	36.02	60.36	139.97	58.35
BERT-large	335M	Fine-tune	93.08	8.84	90.50	98.13	31.63	66.02	43.09	16.69	82.06	130.93	79.53
		<b>PuRE (Ours)</b>	91.71	29.87	67.43	143.41	49.75	45.75	56.77	39.21	57.25	144.44	56.81
RoBERTa-base	124M	Fine-tune	94.84	5.88	93.80	93.08	33.06	65.14	43.22	14.61	84.60	132.84	81.18
		<b>PuRE (Ours)</b>	92.97	16.14	82.63	110.63	42.78	53.99	49.29	23.45	74.78	135.82	70.47
RoBERTa-large	355M	Fine-tune	95.17	10.43	89.04	109.37	41.85	56.03	46.48	20.92	78.02	138.01	74.36
		<b>PuRE (Ours)</b>	94.67	16.80	82.25	115.61	45.19	52.26	52.49	26.85	71.64	138.39	68.72
DeBERTa-base	184M	Fine-tune	95.50	12.96	86.43	108.33	42.06	55.95	44.94	23.50	75.39	137.39	72.59
		<b>PuRE (Ours)</b>	94.18	21.31	77.38	122.50	50.36	46.53	51.73	31.08	67.00	139.87	63.64
DeBERTa-large	435M	Fine-tune	96.54	9.88	89.76	104.12	48.22	50.06	48.57	22.19	77.02	139.09	72.28
		<b>PuRE (Ours)</b>	94.95	37.78	60.21	156.56	67.60	28.80	60.92	46.90	50.61	151.65	46.54
BGE-base	109M	Fine-tune	93.03	7.69	91.74	89.63	29.71	68.06	40.84	14.11	84.83	129.43	81.54
		<b>PuRE (Ours)</b>	89.35	19.11	78.61	119.54	46.07	48.43	47.84	28.78	67.79	135.83	64.94
BGE-large	335M	Fine-tune	94.07	10.27	89.08	98.95	35.86	61.88	42.55	17.41	81.49	133.11	77.48
		<b>PuRE (Ours)</b>	91.93	30.81	66.49	136.80	50.03	45.58	53.20	37.51	59.20	143.60	57.09
GIST-base	109M	Fine-tune	92.86	5.82	93.73	87.91	30.64	67.00	40.41	12.58	86.46	129.25	82.40
		<b>PuRE (Ours)</b>	89.02	24.22	72.79	127.24	44.26	50.28	48.02	27.40	69.22	134.71	64.10
GIST-large	335M	Fine-tune	94.45	8.40	91.10	96.28	33.77	64.24	42.73	17.79	81.16	133.15	78.83
		<b>PuRE (Ours)</b>	92.09	25.48	72.33	129.42	48.11	47.76	52.64	33.28	63.86	139.80	61.32
OPT-base	125M	Fine-tune	92.48	4.56	95.07	83.21	28.50	69.18	40.71	12.63	86.34	127.52	83.53
		<b>PuRE (Ours)</b>	86.44	13.67	84.18	104.09	35.42	59.02	47.84	21.09	75.60	129.93	72.93
OPT-large	331M	Fine-tune	93.25	4.72	94.94	83.07	30.42	67.37	40.74	11.97	87.16	128.90	83.16
		<b>PuRE (Ours)</b>	90.28	16.31	81.93	112.57	39.87	55.84	48.68	24.99	72.32	135.37	70.03
Qwen2.5-0.5B	494M	Fine-tune	93.47	5.66	93.95	86.62	34.71	62.87	42.39	16.91	81.90	132.36	79.57
		<b>PuRE (Ours)</b>	91.43	9.06	90.09	95.18	34.27	62.52	46.39	16.91	81.50	132.21	78.04

Table 10: Comparison of different model architectures on the SST2 test set.

The performance of PuRE is compared against various baseline methods across multiple adversarial robustness metrics. Although PuRE does not achieve the highest performance across all individual metrics, it demonstrates competitive results, achieving either the best or second-best APDR outcomes. This suggests that PuRE provides a robust balance in terms of adversarial resilience, making it an effective approach for general-purpose robustness (Table. 1), even when evaluated on transfer datasets (Table. 11).

## E PFSA Hyperparameter Analysis

We performed a hyperparameter sensitivity analysis for the PFSA module to identify optimal values for the sampling parameter  $r$  and scaling factor  $\alpha$ , as detailed in Table 12.  $r = 8$  and  $\alpha = 1.5$  were adopted as the optimal hyperparameters for the PFSA module on the SST2 dataset.

## F Further Discussion on the Limitations and Scope of PuRE

While the main body of the paper outlines the primary limitations, this section provides a further discussion on the boundary conditions and potential challenges of PuRE. These points represent important directions for future investigation.

### F.1 The Nature of the Top Principal Component

PuRE’s core hypothesis is that the top principal component (PC) of instance-level embeddings primarily capture common, non-discriminative information (e.g., syntactic patterns, high-frequency word effects) that adversaries exploit. While our results strongly support this for the tasks and models tested, this assumption may not hold universally.

- **Task-Dependent Information:** For certain complex tasks, the top PC might encode discriminative semantic information. For example, in a legal text classification task, a dominant component might represent a key legal concept. In such cases, removing it could harm clean accuracy more significantly than observed in our experiments.
- **Characterising PCs:** Future work could focus on methods to automatically characterise the information contained within the top PCs for a given task before deciding to remove it. This could lead to an adaptive version of PuRE that only applies the removal when the top PCs is identified as “noise” rather than “signal.”

Dataset		Method	Acc $\uparrow$	TextFooler			TextBugger			PWWS			APDR $\downarrow$
Source	Target			AUA $\uparrow$	ASR $\downarrow$	AVGQ $\uparrow$	AUA $\uparrow$	ASR $\downarrow$	AVGQ $\uparrow$	AUA $\uparrow$	ASR $\downarrow$	AVGQ $\uparrow$	
CR	SST2	Fine-tune	84.24	3.95	95.31	77.96	23.39	72.23	38.36	8.90	89.44	121.47	85.66
		PGD	82.76	6.70	91.90	89.90	25.81	68.81	41.17	14.22	82.81	129.04	81.17
		FreeLB	83.09	4.89	94.12	86.03	26.58	68.01	40.29	11.70	85.92	126.51	82.68
		InfoBERT	84.73	5.33	93.71	83.79	24.55	71.03	39.34	11.81	86.07	125.50	83.60
		TAVAT	81.71	7.25	91.13	93.81	26.80	67.20	41.16	15.05	81.59	129.37	79.97
		DNE	<u>85.11</u>	<u>14.39</u>	<u>83.09</u>	<u>111.46</u>	27.33	67.86	<b>51.69</b>	<b>28.00</b>	<u>67.04</u>	104.84	<u>72.66</u>
		SAFER	82.67	8.22	90.05	104.52	<u>31.83</u>	<u>61.60</u>	50.02	23.83	71.25	104.93	74.30
		Flooding-X	84.79	2.47	97.09	74.31	21.09	75.13	37.02	8.57	89.90	122.23	87.37
		ALS	<b>85.28</b>	6.21	92.72	86.65	28.01	67.16	40.76	12.19	85.71	123.80	81.86
		AdvFooler	79.91	7.32	90.84	90.44	28.49	64.35	45.54	12.02	84.96	127.77	80.05
PuRE (Ours)		77.65	<b>21.53</b>	<b>72.28</b>	<b>123.00</b>	<b>39.87</b>	<b>48.66</b>	<u>50.12</u>	<u>27.79</u>	<b>64.21</b>	<b>135.51</b>	<b>61.72</b>	
SST2	CR	Fine-tune	<b>85.37</b>	2.13	97.51	76.36	28.46	66.67	34.31	9.04	89.41	129.23	84.53
		PGD	80.85	8.78	89.14	87.87	28.99	64.14	35.25	18.09	77.63	134.22	76.97
		FreeLB	84.04	6.65	92.09	85.03	27.93	66.77	35.61	14.63	82.59	133.03	80.48
		InfoBERT	83.78	5.05	93.97	83.83	25.27	69.84	35.05	14.36	82.86	132.41	82.22
		TAVAT	82.18	8.78	89.32	90.23	26.60	67.64	36.67	18.09	77.99	<u>135.77</u>	78.32
		DNE	72.53	<u>13.46</u>	<b>81.58</b>	103.14	25.82	64.39	<b>48.96</b>	19.23	73.48	110.01	73.15
		SAFER	<u>85.16</u>	10.16	88.06	<b>105.68</b>	<b>35.44</b>	<b>58.12</b>	<u>47.16</u>	<b>23.08</b>	<b>72.73</b>	109.94	<u>72.97</u>
		Flooding-X	82.45	4.52	94.52	80.03	27.66	66.45	35.39	13.03	84.19	132.11	81.72
		ALS	83.78	4.52	94.60	82.50	29.79	64.44	35.03	9.04	89.21	127.33	82.75
		AdvFooler	80.02	9.93	87.59	99.48	27.71	65.37	45.59	17.39	78.27	130.21	77.08
PuRE (Ours)		82.18	<b>14.89</b>	<u>81.88</u>	<u>104.05</u>	<u>33.78</u>	<u>58.90</u>	41.77	<u>22.07</u>	<u>73.14</u>	<b>136.67</b>	<b>71.31</b>	
MR	SST2	Fine-tune	93.68	10.60	88.69	103.33	35.69	61.90	44.93	18.12	80.66	130.63	77.08
		PGD	94.34	17.02	81.96	<b>130.29</b>	48.11	49.01	49.54	<u>33.94</u>	<u>64.03</u>	<b>144.01</b>	65.00
		FreeLB	94.73	11.53	87.83	114.08	42.01	55.65	47.41	23.39	75.30	138.34	72.93
		InfoBERT	94.73	11.09	88.29	115.44	40.91	56.81	47.05	25.92	72.64	139.05	72.58
		TAVAT	94.34	18.07	80.85	125.73	45.96	51.28	48.71	33.66	64.32	<u>143.25</u>	65.48
		DNE	93.44	10.11	89.18	92.50	23.06	75.27	45.99	21.50	76.99	105.23	80.48
		SAFER	95.22	<u>21.28</u>	<u>77.65</u>	141.70	<b>50.58</b>	<b>46.91</b>	<b>58.17</b>	<b>44.11</b>	<b>53.68</b>	107.11	<b>59.41</b>
		Flooding-X	94.01	5.05	94.63	87.04	28.67	69.51	41.86	13.12	86.04	128.63	83.39
		ALS	<u>95.00</u>	8.79	90.75	105.76	39.98	57.92	44.38	17.08	82.02	132.29	76.90
		AdvFooler	93.56	15.78	83.13	120.01	37.82	59.58	51.34	27.90	70.18	138.33	70.96
PuRE (Ours)		<b>95.72</b>	<b>25.15</b>	<b>73.72</b>	<u>130.26</u>	<u>49.97</u>	<u>47.79</u>	<u>57.10</u>	31.85	66.72	138.69	<u>62.74</u>	
SST2	MR	Fine-tune	88.84	6.00	93.24	94.82	27.39	69.17	47.35	13.98	84.27	138.47	82.23
		PGD	89.02	12.20	86.30	123.84	36.68	58.80	52.28	25.98	70.81	<u>149.28</u>	71.97
		FreeLB	88.74	10.51	88.16	119.57	36.12	59.30	53.50	22.98	74.10	148.97	73.85
		InfoBERT	88.84	7.69	91.34	111.08	33.02	62.83	49.83	19.79	77.72	145.65	77.30
		TAVAT	88.84	12.66	85.74	<u>132.17</u>	<u>39.49</u>	<u>55.54</u>	53.71	26.92	69.69	<b>151.60</b>	70.32
		DNE	82.87	<u>14.27</u>	<u>82.78</u>	124.83	27.33	66.82	<u>57.06</u>	<u>28.54</u>	<u>65.44</u>	114.46	71.68
		SAFER	<b>89.82</b>	13.32	85.17	<b>136.63</b>	<b>44.48</b>	<b>50.37</b>	<b>61.84</b>	<b>38.06</b>	<b>57.49</b>	115.95	<b>64.34</b>
		Flooding-X	88.56	3.00	96.61	87.24	24.58	72.25	43.43	12.10	86.33	138.73	85.06
		ALS	<u>89.68</u>	7.13	92.05	103.73	31.80	64.54	47.36	15.85	82.32	140.79	79.64
		AdvFooler	88.44	12.99	85.31	110.30	35.29	60.10	53.39	24.10	72.75	120.68	72.72
PuRE (Ours)		88.65	<b>18.76</b>	<b>78.84</b>	119.91	37.52	57.67	55.47	24.30	72.59	146.13	<u>69.70</u>	

Table 11: Experimental results when the models are trained on the **source** dataset and then transferred to the **target** dataset for testing.

Hyper-parameter		Acc $\uparrow$	TextFooler			TextBugger			PWWS		
Key	Value		AUA $\uparrow$	ASR $\downarrow$	AVGQ $\uparrow$	AUA $\uparrow$	ASR $\downarrow$	AVGQ $\uparrow$	AUA $\uparrow$	ASR $\downarrow$	AVGQ $\uparrow$
$r$	8	90.88	<b>30.37</b>	<b>66.59</b>	<b>134.01</b>	47.17	48.10	<b>58.52</b>	<b>36.02</b>	<b>60.36</b>	<b>139.97</b>
$r$	16	92.15	27.84	69.79	132.42	<b>48.54</b>	<b>47.32</b>	55.74	31.96	65.32	137.25
$r$	32	91.48	25.70	71.89	127.82	45.80	49.91	57.49	31.91	65.11	137.30
$\alpha$	0.5	91.43	17.46	80.89	105.92	39.21	57.09	50.57	23.94	73.80	132.40
$\alpha$	1.0	91.32	23.28	74.50	121.36	43.82	52.01	53.86	28.56	68.73	135.16
$\alpha$	1.5	90.88	<b>30.37</b>	<b>66.59</b>	<b>134.01</b>	<b>47.17</b>	<b>48.10</b>	<b>58.52</b>	<b>36.02</b>	<b>60.36</b>	<b>139.97</b>
$\alpha$	2.0	90.50	20.48	77.37	113.14	38.77	57.16	49.73	26.74	70.45	133.81
$\alpha$	2.5	90.39	18.67	79.34	114.26	41.85	53.71	51.17	26.25	70.96	134.17

Table 12: Impact of  $r$  (a sampling parameter indicating the number of Gaussian random vectors mentioned in §3.1.1) and  $\alpha$  (a scaling factor used to enhance feature expression mentioned in Zhai et al. (2023)) with BERT-based model on the SST2 dataset.

## F.2 Task- and Model-Specificity of Optimal PCR

Our default implementation removes the top-1 PC, which proved highly effective for encoder-based models. However, as shown in our ablation study with Qwen2.5 (§5.3.1), decoder-based models may benefit from removing additional components (e.g., top-3). This highlights that the optimal number of components to remove is likely not a universal constant but depends on:

- **Model Architecture:** Decoder-only and encoder-decoder architectures may distribute information across their embedding dimensions differently than encoder-only models, leading to different anisotropy patterns.
- **Task Complexity:** Simpler tasks like sentiment analysis might have a single, highly dominant “noise” component, whereas more complex reasoning tasks might have vulnerabilities distributed across several top components.

A “one-size-fits-all” approach may therefore be suboptimal. A more advanced implementation of PURE could involve a mechanism to dynamically determine the optimal number of PCs to remove based on the model and task.

## F.3 Potential Vulnerability to Adaptive Adversaries

Our evaluation uses established, general-purpose attackers. A more sophisticated, adaptive adversary who is aware of the PURE defence mechanism could potentially circumvent it. Such an adversary could formulate a new attack by solving an optimisation problem with an added constraint: the resulting perturbation must lie in a subspace orthogonal to the top PCs that PURE removes.

While this would be a significantly harder attack to craft – especially with the added randomness from rSVD – it is theoretically possible. Validating PURE against such adaptive, white-box attacks would be a critical next step to fully assess its robustness in worst-case scenarios.

## F.4 Applicability to Generative and Open-Ended Tasks

This work focuses on discriminative NLP tasks (e.g., text classification, natural language inference, commonsense reasoning). The applicability

of PURE to generative tasks like text summarisation, machine translation, or dialogue systems remains an open question.

- **Information vs. Fluency Trade-off:** Generative models rely on the richness of the representation space to produce diverse, fluent, and coherent text. The information removal inherent in PURE, while beneficial for robustness in classification, might inadvertently “flatten” the representation space, leading to more generic or stylistically bland text generation. The very components that PURE removes might be responsible for encoding subtle details crucial for high-quality generation.
- **Evaluation Challenges:** Evaluating the impact on generation quality is also more complex than measuring accuracy and requires a different set of metrics in an adversarial setting.

Future research should explore whether PURE can be adapted for generative tasks, perhaps by applying it more selectively or with a lower intensity, to strike a balance between robustness and generation quality. Further, it will be interesting to theoretically understand how PURE provides the implicit robustness to text adversarial attacks and mitigates over-confident predictions on the adversarially attacked examples.