

LargeMvC-Net: Anchor-based Deep Unfolding Network for Large-scale Multi-view Clustering

Shide Du
dushidems@gmail.com
Fuzhou University
Fuzhou, China

Chunming Wu
chunmingwu0102@163.com
Fuzhou University
Fuzhou, China

Zihan Fang
fzihan11@163.com
Fuzhou University
Fuzhou, China

Wendi Zhao
241010030@fzu.edu.cn
Fuzhou University
Fuzhou, China

Yilin Wu
a767220005@gmail.com
Fuzhou University
Fuzhou, China

Changwei Wang
changweiwang@sdas.org
Shandong Academy of Sciences
Jinan, China

Shiping Wang*
shipingwangphd@163.com
Fuzhou University
Fuzhou, China

Abstract

Deep anchor-based multi-view clustering methods enhance the scalability of neural networks by utilizing representative anchors to reduce the computational complexity of large-scale clustering. Despite their scalability advantages, existing approaches often incorporate anchor structures in a heuristic or task-agnostic manner, either through post-hoc graph construction or as auxiliary components for message passing. Such designs overlook the core structural demands of anchor-based clustering, neglecting key optimization principles. To bridge this gap, we revisit the underlying optimization problem of large-scale anchor-based multi-view clustering and unfold its iterative solution into a novel deep network architecture, termed LargeMvC-Net. The proposed model decomposes the anchor-based clustering process into three modules: RepresentModule, NoiseModule, and AnchorModule, corresponding to representation learning, noise suppression, and anchor indicator estimation. Each module is derived by unfolding a step of the original optimization procedure into a dedicated network component, providing structural clarity and optimization traceability. In addition, an unsupervised reconstruction loss aligns each view with the anchor-induced latent space, encouraging consistent clustering structures across views. Extensive experiments on several large-scale multi-view benchmarks show that LargeMvC-Net consistently outperforms state-of-the-art methods in terms of both effectiveness and scalability. The source data and code are available.¹

*Corresponding author.

¹https://github.com/dushide/LargeMvC-Net_ACMMLM_2025

Permission to make digital or hard copies of all or part of this work for personal or classroom use is granted without fee provided that copies are not made or distributed for profit or commercial advantage and that copies bear this notice and the full citation on the first page. Copyrights for components of this work owned by others than the author(s) must be honored. Abstracting with credit is permitted. To copy otherwise, or republish, to post on servers or to redistribute to lists, requires prior specific permission and/or a fee. Request permissions from permissions@acm.org.

MM '25, October 27–31, 2025, Dublin, Ireland

© 2025 Copyright held by the owner/author(s). Publication rights licensed to ACM.
ACM ISBN 979-8-4007-2035-2/2025/10
<https://doi.org/10.1145/3746027.3755396>

CCS Concepts

• **Computing methodologies** → **Artificial intelligence**; **Neural networks**; **Unsupervised learning**.

Keywords

Multi-view learning, anchor-based large-scale clustering, deep multi-view clustering, deep unfolding network.

ACM Reference Format:

Shide Du, Chunming Wu, Zihan Fang, Wendi Zhao, Yilin Wu, Changwei Wang, and Shiping Wang. 2025. LargeMvC-Net: Anchor-based Deep Unfolding Network for Large-scale Multi-view Clustering. In *Proceedings of the 33rd ACM International Conference on Multimedia (MM '25)*, October 27–31, 2025, Dublin, Ireland. ACM, New York, NY, USA, 12 pages. <https://doi.org/10.1145/3746027.3755396>

1 Introduction

Unsupervised learning on multi-view data has become a cornerstone problem in modern machine learning, with applications spanning cross-modal retrieval [30], sensor fusion [47], and multi-modal recommendation [37]. In this context, multi-view clustering seeks to discover intrinsic cluster structures by leveraging consistency and complementary information across views [28, 29, 44, 45]. A vital challenge in multi-view clustering lies in the need to jointly model diverse feature distributions while maintaining global structural consistency, all without supervision. As datasets grow in size and modality complexity, method scalability become increasingly crucial for practical deployment.

Recent efforts toward scalable multi-view clustering have turned to shallow anchor-based methods [33, 43, 61, 64, 66], which approximate sample-level relationships using a compact set of representative anchors. These methods construct anchor graphs or indicator matrices to capture local structure and reduce computational overhead, achieving impressive scalability on large-scale benchmarks. However, such models often rely on shallow linear formulations, which limits their ability to encode deep semantic correlations or handle modality-specific corruptions effectively. Their resulting clustering representations are frequently too coarse to capture rich

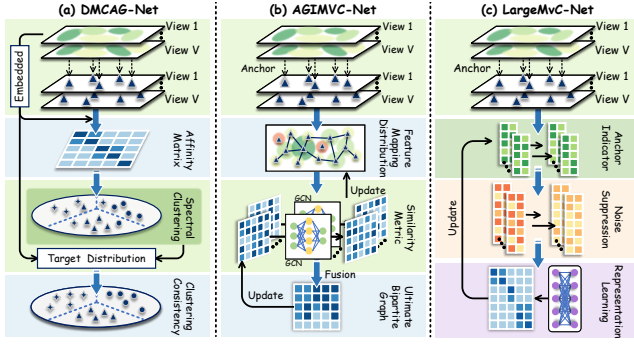


Figure 1: Existing SOTA deep anchor-based clustering methods (DMCAG-Net [9] and AGIMVC-Net [16]) vs. The proposed LargeMvC-Net. Here, they often lack interpretability, and their optimization is detached from the underlying clustering principle.

cross-view alignment. To solve this problem, deep multi-view clustering methods [10, 26, 56, 65, 72] are proposed to adopt neural architectures to learn expressive latent embeddings through joint feature transformation and alignment. They offer improved modeling flexibility and are capable of capturing complex non-linear relationships. Nevertheless, these approaches typically require access to full data and global similarity computation, making them computationally prohibitive for large-scale scenarios. Fortunately, recent work has been attempted on combining deep networks with anchor-based shallow methods, such as DMCAG-Net [9] and AGIMVC-Net [16]. Despite the advancements in deep anchor-based multi-view clustering, which incorporate anchor structures to approximate local relationships and reduce computational complexity, significant challenges remain. Existing methods often incorporate anchor structures in a heuristic or task-agnostic manner, either through post-hoc graph construction (DMCAG-Net [9]) or as auxiliary components for message passing (AGIMVC-Net [16]), as shown in Fig. 1. This leads to a failure in directly integrating the core structural demands of anchor-based clustering into the network’s learning process. As a result, it prevents the preservation of important optimization principles from the original formulation.

To bridge this gap, we propose a novel framework, **LargeMvC-Net**, that integrates the scalability of anchor-based models with the expressive power of deep architectures. Our approach revisits the optimization problem of large-scale anchor-based multi-view clustering and unfolds its iterative solution into a structured deep network. Rather than relying on generic representation networks such as autoencoders or GCNs and applying anchor structures indirectly through post-hoc graph construction or message passing, as in [9, 16], we directly translate each step of the original optimization. This includes clustering representation update, noise suppression, and anchor alignment, into a dedicated network module. The resulting architecture comprises three interpretable components: **RepresentModule** for multi-view consistent representation learning, **NoiseModule** for adaptive view-specific denoising, and **AnchorModule** for orthogonally-constrained anchor alignment. This design preserves the structural insights of the original formulation

while enabling end-to-end training via unsupervised reconstruction loss. The overall framework is outlined in Fig. 2, and the main contributions of this paper can be listed as follows:

- **Formulation of LargeMvC-Net:** We propose LargeMvC-Net, a deep unfolding network tailored for large-scale multi-view clustering with anchor guidance.
- **Anchor-based optimization-inspired network design:** We derive a principled architecture by unfolding the optimization steps of a robust anchor-based clustering formulation into modular and interpretable network components.
- **Extensive experiments on large-scale benchmarks:** Extensive experiments on large-scale multi-view datasets show that LargeMvC-Net outperforms state-of-the-art shallow and deep methods in both clustering quality and scalability.

2 Related Work

Anchor-based Multi-view Clustering. 1) **Complete shallow anchor-based multi-view clustering** constructs anchor indicator matrices from a small set of instances. This aims to approximate large affinity graphs with improved efficiency. For example, Chen *et al.* [7] jointly optimized anchor learning, graph construction, and large-scale clustering for better multi-view representation. Chen *et al.* [8] integrated anchor learning, semantic coefficient representation, and partitioning while explicitly modeling multi-view data. Ji *et al.* [22] introduced large-scale anchor representation learning into non-convex low-rank tensor learning with enhanced tensor rank, consistent geometric regularization, and tensorial exclusive regularization. 2) **Incomplete shallow anchor-based multi-view clustering** builds compact anchor matrices under missing data settings, achieving efficient storage with preserved clustering performance. For instance, Wang *et al.* [59] integrated multi-view anchor learning and incomplete bipartite graphs to perform large-scale clustering and introduced a flexible bipartite graph approach. Li *et al.* [34] leveraged a consensus latent space, anchor-based fast imputation, and distribution consistency, while enforcing a tensor low-rank constraint for high-order correlation exploration. Du *et al.* [11] refined the bipartite graph structure by optimizing an anchor-side graph filter within a large-scale incomplete consensus clustering framework. Further work on shallow anchor-based multi-view clustering can be discovered in [18, 21, 31, 63, 67] (complete) and [19, 32, 35, 42, 70] (incomplete). 3) **Deep anchor-based multi-view clustering** combines anchor-based structural approximation with deep networks to achieve scalable and expressive clustering across views. Recent methods can be seen in DMCAG-Net [9] and AGIMVC-Net [16].

Deep Multi-view Clustering. 1) **Complete deep multi-view clustering** uses deep networks to learn shared representations, capturing consistency and complementarity across views for improved clustering. For example, Wang *et al.* [54] introduced a contrastive learning framework that leveraged multi-view autoencoders and affinity fusion to enhance deep subspace clustering performance. Zhao *et al.* [79] ensured fair multi-view clustering by learning deep consistent representations and aligning sensitive attributes with cluster distribution. Wang *et al.* [57] presented a structured multi-pathway network for deep multi-view clustering, integrating multilevel features through a shared connection matrix with a

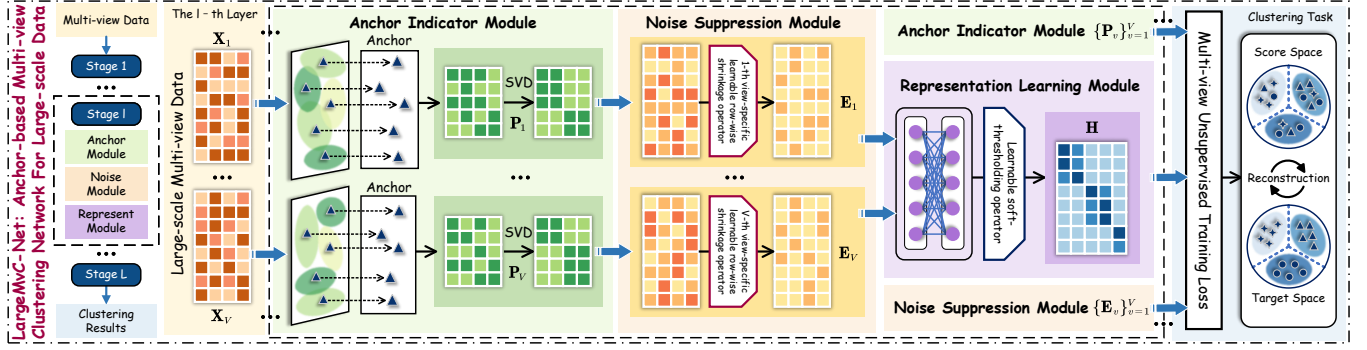


Figure 2: An overview of the proposed anchor-based deep unfolding network (LargeMvC-Net).

low-rank constraint. 2) **Incomplete deep multi-view clustering** ensures robustness to missing views via imputation-free learning or adaptive feature alignment. For instance, Yang *et al.* [76] introduced a noise-robust contrastive loss to mitigate false negatives from random sampling, offering a unified solution for incomplete deep multi-view clustering. Xu *et al.* [73] proposed an imputation-free deep incomplete multi-view clustering method that learns view-specific features via autoencoders and aligned feature distributions through adaptive projection. Pu *et al.* [51] addressed incomplete multi-view clustering by employing deep encoders for feature extraction, constructing latent graphs to preserve structural information. More work could also be seen in [4, 14, 55, 58] (complete) and [12, 23, 27, 36, 52, 77] (incomplete).

Deep Unfolding Network. Deep unfolding networks offer interpretable architectures by structurally mirroring the step-by-step logic of the underlying optimization problems. They have achieved success in multiple fields [3, 17, 24, 48, 80]. For example, Luong *et al.* [46] presented a deep recurrent neural networks, designed by the unfolding of iterative algorithms that solved the task of sequential video reconstruction. Du *et al.* [13] bridged trustworthiness with deep unfolding networks for open-set learning to enhance design-level interpretability. Weerd *et al.* [68] designed an optimization problem for sequential signal recovery and derived into a deep unfolding transformer network architecture. More similar attempts could also be traced in [1, 49, 75].

3 The Proposed Framework

Table 1: Essential notations and descriptions.

Notations	Descriptions
\mathbb{R}	The real number space.
V, n	The number of views and samples.
d_v	The dimension of the v -th view feature.
c, m	The number of clusters and anchors.
$\{X_v\}_{v=1}^V$	$X_v \in \mathbb{R}^{n \times d_v}$ is the v -view sample matrix.
$\{E_v\}_{v=1}^V$	$E_v \in \mathbb{R}^{n \times d_v}$ is the v -th noise suppression matrix.
$\{P_v\}_{v=1}^V$	$P_v \in \mathbb{R}^{m \times d_v}$ is the v -th anchor indicator matrix.
H	$H \in \mathbb{R}^{n \times m}$ is the consistent clustering representation.

3.1 Multi-view Anchor-based Problem Formulation and Optimization

The necessary notations are first listed in Table 1. To enable scalable multi-view clustering on large-scale data, we adopt an anchor-based formulation that approximates global sample-level similarity using a small set of representative anchors. This approach circumvents the high computational cost of full pairwise similarity computation while preserving critical structural information across views.

Optimization Foundation for Deep Unfolding: Let $\{X_v \in \mathbb{R}^{n \times d_v}\}_{v=1}^V$ denote the input multi-view data, where n is the number of samples and d_v is the feature dimensionality of the v -th view. Our goal is to obtain a large-scale consistent clustering representation H over $m \ll n$ anchors, such that information from all V views is aligned in a unified low-dimensional latent space. To this end, we introduce a set of anchors that serve as representative structural proxies for the original data distribution. Each view-specific reconstruction is mediated by an anchor indicator matrix $P_v \in \mathbb{R}^{m \times d_v}$. This maps anchor-based representations to the original view space. In this consideration, the anchor mechanism not only reduces computational cost but also establishes a shared structural basis across heterogeneous views. This allows for cross-view alignment through anchor indicators. Based on this, a fundamental optimization problem arises in the anchor-based multi-view clustering task. The goal is to minimize the aggregated reconstruction error across all views while ensuring sparsity in the shared representation as

$$\min_{H, P_v} \sum_{v=1}^V \left(\frac{1}{2} \|X_v - H P_v\|_F^2 + \alpha \|H\|_1 \right), \text{ s.t. } H \geq 0, P_v P_v^T = I, \quad (1)$$

where the scalar $\alpha > 0$ balances the trade-off between sparsity and reconstruction fidelity. Herein, the first term reconstructs the input X_v using the consistent representation H and anchor indicator P_v . The ℓ_1 -norm regularization enforces sparsity, enhancing its discriminative capacity for clustering. The non-negativity constraint $H \geq 0$ ensures that each sample's representation is composed only of positive contributions from latent anchors, preserving the additive nature of cluster assignment. While the orthogonality constraint $P_v P_v^T = I$ stabilizes the anchor indicator and avoids trivial solutions.

However, since the basic formulation in Problem (1) assumes that each view can be reconstructed solely through shared representations and orthogonal projections. It becomes vulnerable to view-specific corruptions commonly observed in real-world multi-view

data, such as sensor failures, occlusions, or modality-dependent noise. To overcome this limitation, we introduce a view-specific noise term \mathbf{E}_v for each view and adopt an additional $\ell_{2,1}$ -norm regularization to separate structured noise. The resulting problem is reconstructed as

$$\min_{\mathbf{H}, \mathbf{P}_v, \mathbf{E}_v} \sum_{v=1}^V \left(\frac{1}{2} \|\mathbf{X}_v - \mathbf{H}\mathbf{P}_v - \mathbf{E}_v\|_F^2 + \alpha \|\mathbf{H}\|_1 + \beta \|\mathbf{E}_v\|_{2,1} \right), \quad (2)$$

$$\text{s.t. } \mathbf{H} \geq 0, \mathbf{P}_v \mathbf{P}_v^\top = \mathbf{I},$$

where the scalar $\beta > 0$ balances the trade-off between noise removal and reconstruction fidelity. Problem (2) jointly learns a consistent clustering representation \mathbf{H} , view-specific anchor indicator matrices \mathbf{P}_v , and structured noise estimations \mathbf{E}_v , to enable scalable and corruption-tolerant cross-view alignment. By solving the objective in Problem (2), the model aims to learn a consistent clustering representation \mathbf{H} across multiple views. It leverages view-specific anchor indicator \mathbf{P}_v to align heterogeneous feature spaces and incorporates structured noise terms \mathbf{E}_v to filter out view-specific sample-level corruptions. To solve Problem (2), we adopt an alternating minimization strategy that iteratively updates \mathbf{H} , \mathbf{P}_v , and \mathbf{E}_v while keeping the others fixed. Each sub-problem admits efficient closed-form or proximal updates, as described below.

1) Optimization with Respect to \mathbf{H} : Given fixed anchor indicator matrices \mathbf{P}_v and noise matrices \mathbf{E}_v , we update the consistent clustering representation \mathbf{H} , which encodes the latent assignments of samples to anchors. This sub-problem is described as

$$\min_{\mathbf{H}} \sum_{v=1}^V \left(\frac{1}{2} \|\mathbf{X}_v - \mathbf{H}\mathbf{P}_v - \mathbf{E}_v\|_F^2 + \alpha \|\mathbf{H}\|_1 \right), \quad \text{s.t. } \mathbf{H} \geq 0. \quad (3)$$

This is a ℓ_1 -norm regularized least squares problem with a non-negativity constraint. It can be efficiently solved using a proximal gradient method with soft-thresholding operator $\mathcal{S}_{\lambda_1}(\cdot)$, where λ_1 is a ℓ_1 -norm sparsity threshold. The iterative update is given by

$$\mathbf{H}^{(l+1)} \leftarrow \frac{1}{V} \sum_{v=1}^V \left(\mathcal{S}_{\frac{\alpha}{L_p}} \left(\mathbf{H}^{(l)} - \frac{1}{L_p} (\mathbf{H}^{(l)} \mathbf{P}_v^{(l)} (\mathbf{P}_v^{(l)})^\top)^{(l)} \right. \right. \\ \left. \left. - \mathbf{X}_v (\mathbf{P}_v^{(l)})^\top + \mathbf{E}_v^{(l)} (\mathbf{P}_v^{(l)})^\top \right) \right), \quad (4)$$

where l is the current iteration number, and L_p denotes the Lipschitz constant of the gradient with respect to \mathbf{H} . Alternatively, this can be re-expressed in a more structured form as

$$\mathbf{H}^{(l+1)} \leftarrow \frac{1}{V} \sum_{v=1}^V \left(\mathcal{S}_{\frac{\alpha}{L_p}} \left(\mathbf{H}^{(l)} \left(\mathbf{I} - \frac{1}{L_p} \mathbf{P}_v^{(l)} (\mathbf{P}_v^{(l)})^\top \right) \right. \right. \\ \left. \left. + \frac{1}{L_p} (\mathbf{X}_v - \mathbf{E}_v^{(l)}) (\mathbf{P}_v^{(l)})^\top \right) \right). \quad (5)$$

2) Optimization with Respect to \mathbf{E}_v : With fixing \mathbf{H} and \mathbf{P}_v , the update of the view-specific noise matrix \mathbf{E}_v reduces to solving the following sub-problem as

$$\min_{\mathbf{E}_v} \frac{1}{2} \|\mathbf{X}_v - \mathbf{H}\mathbf{P}_v - \mathbf{E}_v\|_F^2 + \beta \|\mathbf{E}_v\|_{2,1}. \quad (6)$$

This is a standard row-sparse minimization problem, where the $\ell_{2,1}$ -norm encourages the removal of view-specific sample-level corruptions. The optimal solution can be obtained via the row-wise shrinkage operator $\mathcal{D}_{\lambda_2}(\cdot)$, where λ_2 is a $\ell_{2,1}$ -norm sparsity

threshold. Accordingly, the related update becomes

$$\mathbf{E}_v^{(l+1)} \leftarrow \mathcal{D}_{\frac{\beta}{L_{qv}}} \left(\mathbf{X}_v - \mathbf{H}^{(l+1)} \mathbf{P}_v^{(l)} \right), \quad (7)$$

where L_{qv} denotes the v -th Lipschitz constant of the gradient with respect to \mathbf{E}_v .

3) Optimization with Respect to \mathbf{P}_v : Finally, with \mathbf{H} and \mathbf{E}_v fixed, the anchor indicator matrix \mathbf{P}_v is updated by solving the following orthogonally-constrained least squares sub-problem as

$$\min_{\mathbf{P}_v} \frac{1}{2} \|\mathbf{X}_v - \mathbf{H}\mathbf{P}_v - \mathbf{E}_v\|_F^2, \quad \text{s.t. } \mathbf{P}_v \mathbf{P}_v^\top = \mathbf{I}. \quad (8)$$

Inspired by [8, 61], this sub-problem can be equivalently rewritten as the following trace maximization problem as

$$\max_{\mathbf{P}_v} \text{Tr} \left(\mathbf{P}_v^\top (\mathbf{H}^\top \mathbf{X}_v - \mathbf{H}^\top \mathbf{E}_v) \right), \quad \text{s.t. } \mathbf{P}_v \mathbf{P}_v^\top = \mathbf{I}. \quad (9)$$

Problem (9) admits a closed-form solution based on the orthogonal Procrustes problem [62]. Specifically, we perform the singular value decomposition (SVD) as

$$\text{SVD}((\mathbf{H}^\top)^{(l+1)} \mathbf{X}_v - (\mathbf{H}^\top)^{(l+1)} \mathbf{E}_v^{(l+1)}) = \mathbf{B}_v^{(l+1)} \Sigma_v (\mathbf{C}_v^\top)^{(l+1)}, \quad (10)$$

where $\mathbf{B}_v \in \mathbb{R}^{m \times m}$, $\Sigma_v \in \mathbb{R}^{m \times m}$ and $\mathbf{C}_v \in \mathbb{R}^{d_v \times m}$. By using the left and right singular value matrices \mathbf{B}_v and \mathbf{C}_v , the next iteration of \mathbf{P}_v can be updated.

3.2 Anchor-based Deep Unfolding Clustering Network Architecture

While the alternating optimization framework in Subsection 3.1 provides an interpretable and scalable solution to anchor-based multi-view clustering, but lacks the expressive capacity of deep models. To integrate the strengths of classical anchor-based optimization process and deep representation learning, we propose a principled deep unfolding architecture inspired by [1, 49, 75], unfolding the optimization steps into a feed-forward network structure. This results in a layer-wise architecture composed of three interpretable components: **RepresentModule**, **NoiseModule**, and **AnchorModule**. The overall architecture unfolds for L stages (layers), with each stage mimicking one iteration of the anchor-based optimization learning routine.

1) Representation Learning Module (RepresentModule): This module is derived from the update rule of \mathbf{H} in Eq. (5), and is responsible for updating the clustering representation. It aggregates multi-view residuals and suppresses irrelevant components via a learnable soft-thresholding operation as

$$\mathbf{H}^{(l+1)} \leftarrow \frac{1}{V} \sum_{v=1}^V \left(\mathcal{S}_{\theta(l)} \left(\mathbf{H}^{(l)} \mathbf{R} + (\mathbf{X}_v - \mathbf{E}_v^{(l)}) (\mathbf{P}_v^{(l)})^\top \mathbf{U} \right) \right), \quad (11)$$

where $\mathbf{R} \in \mathbb{R}^{m \times m} = \mathbf{I} - \frac{1}{L_p} \mathbf{P}_v \mathbf{P}_v^\top$ and $\mathbf{U} \in \mathbb{R}^{m \times m} = \frac{1}{L_p} \mathbf{I}$ are two trainable network layers, and \mathbf{I} is an identity matrix. $\mathcal{S}_{\theta}(\mathbf{a}^{(ij)}) = \sigma(\mathbf{a}^{(ij)} - \theta) - \sigma(-\mathbf{a}^{(ij)} - \theta)$ denotes a soft-thresholding operator with learnable threshold $\theta = \frac{\alpha}{L_p}$, enabling flexible sparsity control. $\mathbf{a}^{(ij)}$ is the element in the i -th row and j -th column of the matrix, $\mathbf{a}^{(i)}$ is the i -th column of the matrix, and $\sigma(\cdot)$ can be activation functions such as ReLU, SeLU and etc. **RepresentModule** (11) captures cross-view latent clustering alignment and promotes representation learning.

Algorithm 1 LargeMvC-Net

Require: Multi-view data $\{X_v\}_{v=1}^V$, training epochs T , the number of unfolding networks L , the amount of anchors m , and learning rate η .

Ensure: \mathbf{H} as the anchor-based representation for k -means.

```

1: Initialize network parameters  $\Theta = \{\mathbf{R}, \mathbf{U}, \theta, \rho_v\}$ ;
2: Initialize the  $v$ -th anchor matrix  $\mathbf{P}_v$  by  $k$ -means;
3: for  $t = 1 \rightarrow T$  do
4:   for  $l = 1 \rightarrow L$  do
5:     Obtain the anchor-based representation  $\mathbf{H}^{(l)}$  by RepresentModule (11);
6:     Calculate the noise matrix  $\mathbf{E}_v^{(l)}$  by NoiseModule (12);
7:     Update anchor matrix  $\mathbf{P}_v^{(l)}$  by AnchorModule (13);
8:   end for
9:   Compute the multi-view unsupervised training loss (14);
10:  Update  $\Theta$  though backward propagation;
11: end for
12: return  $\mathbf{H}$  as the anchor-based representation for  $k$ -means.
```

2) Noise Suppression Module (NoiseModule): This module implements the update of view-specific corruption matrices \mathbf{E}_v , following the form of Eq. (7). It aims to isolate sample-level noise from meaningful reconstruction signals as

$$\mathbf{E}_v^{(l+1)} \leftarrow \mathcal{D}_{\rho_v^{(l)}} \left(\mathbf{X}_v - \mathbf{H}^{(l+1)} \mathbf{P}_v^{(l)} \right), \quad (12)$$

where $\mathcal{D}_{\rho_v}(a^{(i)}) = \frac{\sigma(\|a^{(i)}\|_2 - \rho_v)}{\|a^{(i)}\|_2} a^{(i)}$, if $\rho_v < \|a^{(i)}\|_2$; otherwise, 0, which is the v -th view-specific learnable row-wise shrinkage operator with threshold parameter $\rho_v = \frac{\beta}{L_{q_v}}$, generalized from the $\ell_{2,1}$ -norm proximal operator. **NoiseModule** (12) adaptively suppresses noisy or corrupted samples in each view and improves the robustness of LargeMvC-Net.

3) Anchor Indicator Module (AnchorModule): AnchorModule is responsible for estimating the view-specific anchor indicator matrix \mathbf{P}_v based on SVD-based update in Eq. (10). This step ensures that each view's anchor structural pattern is properly aligned with the shared latent space as

$$\mathbf{P}_v^{(l+1)} = \mathbf{B}_v^{(l+1)} (\mathbf{C}_v^\top)^{(l+1)}, \quad (13)$$

where \mathbf{B}_v and \mathbf{C}_v are the left and right singular matrix. **AnchorModule** (13) aligns each view's anchor structure to the current clustering representation, ensuring structure-preserving latent modeling under orthogonality constraints.

3.3 Multi-view Unsupervised Training Loss

To enable unsupervised training of LargeMvC-Net, we introduce a reconstruction-based training loss that leverages the anchor-induced clustering representation as the structural association. The critical idea is to ensure that the clustering representation \mathbf{H} , learned through deep unfolding. It is sufficiently expressive to reconstruct each view's original input through the learned view-specific anchor indicator matrices \mathbf{P}_v . Specifically, given the t -th training epoch reconstruction $\hat{\mathbf{X}}_v^{(t)} = \mathbf{H}^{(t)} \mathbf{P}_v^{(t)}$, we minimize the reconstruction loss

Table 2: Complexity on SOTA shallow methods, where d is an intermediate variable dimension, $d \ll n$.

Methods	Time Complexity	Space Complexity
LMVSC (AAAI'20) [25]	$O(n(mV + mD + c^2) + m^3V^3)$	$O(Vc(n + D))$
AIMC (ACMMM'22) [6]	$O(nmc + d^2D + dc^2D + dc^3)$	$O(nc + d(c + D))$
FMVACC (NIPS'22) [60]	$O(n(mD + m^2) + m^2D + m^3)$	$O(mD + nmV + m^2V)$
AWMVC (AAAI'23) [53]	$O(n(c^2 + d^2 + dD) + dc^2)$	$O(n(c^2 + d^2) + dc^2)$
EMVGC-LG (ACMMM'23) [69]	$O(n(mDV + m^3) + m^3V)$	$O(nm + mD)$
FastMICE (TKDE'23) [20]	$O(ncm^{\frac{1}{2}}V^{\frac{1}{2}})$	$O(n(c + m + K + V))$
FDAGF (AAAI'23) [78]	$O(n(mD + m^2) + m^2D)$	$O(n(D + m) + mD)$
MVSC-HFD (IF'24) [50]	$O(n(cD + mc) + mcD + cdD)$	$O(n(c + m + d) + mD + cD)$
RCAGL (TKDE'24) [40]	$O(n(m^2 + md))$	$O(n(dV + mV))$
UDBG (TNNLS'24) [15]	$O(n(mD + mc + m^2D + mV^2) + m^3)$	$O(n(m + D) + mD)$
IMVC-CBG (CVPR'22) [59]	$O(n(cd + mc + md) + mcd)$	$O(n(d + m) + mc + cd)$
SIMVS-SA (ACMMM'23) [70]	$O(n(md + m^2V) + m^3V + m^2d)$	$O(n(d + m) + md)$
FIMVC (TNNLS'24) [41]	$O(n(m^2 + md) + m^2d)$	$O(n(d + m) + md)$
FSIMVC-OF (ACMMM'24) [11]	$O(n(mc + m^2 + md + mc^2) + m^3)$	$O(n(c + m + d))$
PSIMVC-PG (TNNLS'24) [32]	$O(n(cd + c^2 + c^2d))$	$O(n(d + c) + c^2)$
LargeMvC-Net (Ours)	$O(L(n(mD + m^2V) + m^2D))$	$O(n(m + D) + mD + m^2V)$

between each view's input and its corresponding reconstruction as

$$\mathcal{L}_R = \sum_{v=1}^V \text{MSE}(\mathbf{X}_v, \hat{\mathbf{X}}_v^{(t)}) = \sum_{v=1}^V (\|\mathbf{X}_v - \mathbf{H}^{(t)} \mathbf{P}_v^{(t)}\|_F^2). \quad (14)$$

Training loss (14) encourages the anchor-based latent space \mathbf{H} to preserve sufficient information for reconstructing all views. Meanwhile, it ensures that view-specific anchor indicators \mathbf{P}_v are aligned with the clustering representation. Unlike contrastive or pseudo-label based approaches, our reconstruction loss avoids reliance on handcrafted construction tasks or noisy clustering signals. Additional discussions on loss scalability can be seen in **Appendix** Subsection B.1. We summarize the complete end-to-end training procedure of LargeMvC-Net in Algorithm 1.

3.4 Theoretical Analysis

3.4.1 Convergence Analysis. Here, we provide a brief convergence proof of LargeMvC-Net based on the following **Theorem 1**.

Theorem 1. Given that the objective function $\mathcal{J}(\cdot)$ is lower bounded by zero and monotonically non-increasing (by **Lemma 1**), the proposed LargeMvC-Net is guaranteed to converge.

Furthermore, although some variables are parameterized as learnable components, they are optimized using gradient descent as training progresses. This ensures the following **Corollary 1**.

Corollary 1. The convergence resulting in **Theorem 1** still holds in the presence of learnable parameters, provided that they are updated using appropriate gradient-based optimization techniques.

Remark 1. The above analysis provides important theoretical support for deploying LargeMvC-Net in real-world multi-view scenarios. In practice, the data often comes from heterogeneous sources with noise, redundancy, or view-specific corruption. The guaranteed monotonic decrease of the objective function ensures that the model's training process remains stable, even when some views are incomplete or contain low-quality information. Moreover, the convergence to a minimum ensures that the network will not oscillate or diverge during training. This property is particularly crucial when applying the unfolding model to large-scale multi-view clustering. Thus, these theoretical properties enhance the reliability and robustness of LargeMvC-Net in practical applications [2]. Additional proofs can be found in **Appendix** Section A.

Table 3: Complexity on SOTA deep methods with L layers, where b is the mini-batch size, and s is the maximum number of neurons in the hidden layers. “Max reported” means the largest dataset size reported in the original paper.

Methods	Time Complexity	Max Reported
SDSNE-Net (AAAI'22) [38]	$O(Ln^3)$	18,758
CVCL-Net (ICCV'23) [5]	$O(L(nbsD + n^2b^2c^2 + nbcD))$	10,000
SCMVC-Net (TMM'24) [71]	$O(L(n^2sV + nsc))$	50,000
DMCAG-Net (IJCAI'23) [9]	$O(L(n(sD + msV + m^2 + cV^2)))$	10,000
DIMVC-Net (AAAI'22) [74]	$O(L(n(cD + sV) + c^3))$	4,485
IRDMC-Net (TNNLS'24) [39]	$O(L(n^2D + nsV^2 + nsc))$	10,800
AGIMVC-Net (TNNLS'23) [16]	$O(L(n(mD + sD + sm)))$	126,054
LargeMvC-Net (Ours)	$O(L(n(mD + m^2V) + m^2D))$	195,537

3.4.2 Computational Complexity Analysis. The overall computational complexity is dominated by RepresentModule, which integrates information across V views. Specifically, it requires $O(nmD + nm^2V)$ time and $O(nm + nD + mD + m^2)$ space, where n is the number of samples, m is the number of anchors, and $D = \sum_{v=1}^V d_v$ denotes the total feature dimensions across views. NoiseModule performs feature-wise residual denoising with a cost of $O(nmD)$ time and $O(nD + mD)$ space. For AnchorModule, we adopt an SVD-based mechanism by reconstructing \mathbf{P}_v via the left and right singular vectors of a view-specific matrix. This yields a complexity of $O(m^2D)$ in time and $O(m^2V + mD)$ in space. Summing across all components, the total time complexity is $O(nmD + nm^2V + m^2D)$, and the total space complexity is $O(nm + nD + mD + m^2V)$. When we consider iterating L deep unfolding layers, its complexity in the t -th training epoch extends to: the total time complexity costs $O(L(n(mD + m^2V) + m^2D))$. In practice, since $m, V, L \ll n$, in real-world multi-view applications, the overall complexity scales linearly with the number of samples, *i.e.*, $O(n)$. As a result, the proposed method maintains linear complexity, ensuring practical scalability for real-world large-scale multi-view applications.

Remark 2. Here, we present a theoretical comparison of the major computational complexities in Tables 2-3 to provide a fair assessment of algorithmic efficiency. In fact, in large-scale scenarios, the time complexity of these methods can be approximately regarded as $O(n)$, but the space complexity is slightly different.

Differences from Previous Shallow and Deep Anchor-based Multi-view Methods. Traditional anchor-based multi-view clustering methods improve scalability by replacing dense graphs with compact anchor structures [7, 8, 21, 22, 31]. However, they rely on shallow linear assumptions that fail to capture nonlinear cross-view dependencies [18, 34, 59]. Recent deep models such as DMCAG-Net [9] and AGIMVC-Net [16] incorporate anchors into neural networks to enhance robustness and scalability. Nevertheless, they lack principled integration with clustering objectives and optimization logic. While auxiliary losses (*e.g.*, entropy regularization or neighborhood-preserving constraints) can be incorporated, the core anchor-based reconstruction objective alone yields strong and stable performance across benchmarks (see Subsection 4.2).

Table 4: A brief description of the tested datasets.

Datasets	# Samples	# Views	# Feature Dimensions	# Classes
Animals	10,158	2	4,096/4,096	50
Caltech102	9,144	6	48/40/254/1,984/512/928	102
Cifar10	50,000	3	2,048/512/1024	10
MNIST	60,000	3	342/64/1024	10
NUSWIDE OBJ	30,000	5	65/226/145/74/129	31
YoutubeFace	101,499	5	64/512/64/647/838	31
YTF-50	126,054	4	944/576/512/640	50
YTF-100	195,537	4	944/576/512/640	50
ESP-Game	11,032	2	100/100	7
Flickr	12,154	2	100/100	7
IAPR	7,855	2	100/100	6

4 Experiments and Analyses

4.1 Experimental Setups

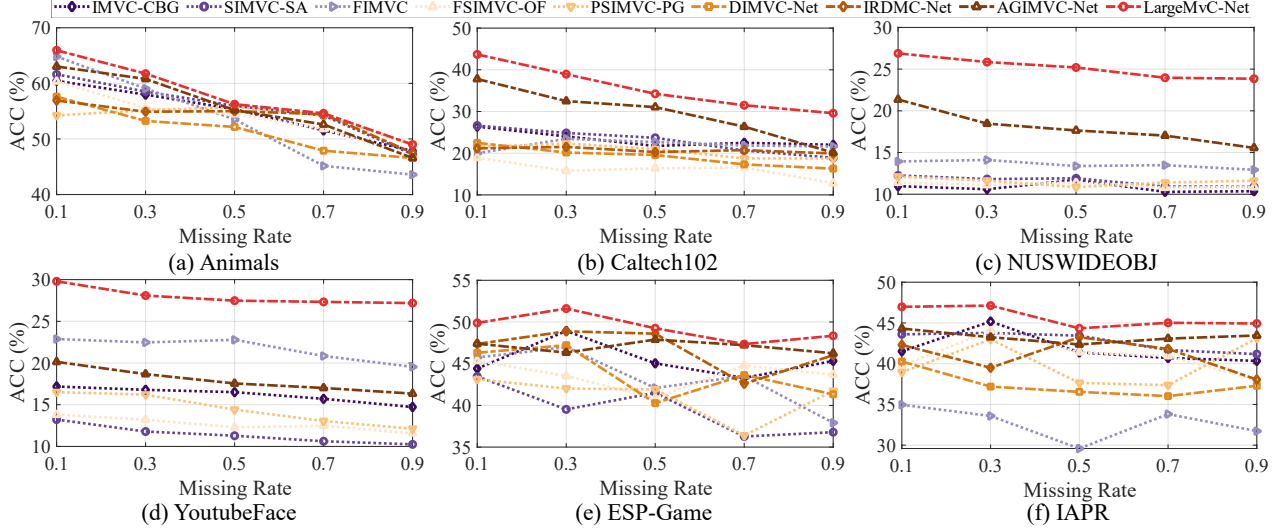
4.1.1 Datasets, Compared Methods, and Evaluation Metrics. We conduct experiments in challenging large-scale multi-view clustering tasks under well-known multi-view datasets, including: Animals, Caltech102, Cifar10, MNIST, NUSWIDE OBJ, YoutubeFace, YTF-50, YTF-100, ESP-Game, Flickr, and IAPR. These datasets have two types, feature-level and modality-level scenarios: 1) Animals, Caltech102, Cifar10, MNIST, NUSWIDE OBJ, YoutubeFace, YTF-50 and YTF-100 datasets contain different manual and deep features; 2) ESP-Game, Flickr, and IAPR datasets include various vision and language features. Moreover, Animals, Caltech102, NUSWIDE OBJ, YoutubeFace, ESP-Game, and IAPR are also performed in the incomplete multi-view setting. Here, we randomly apply a sample missing rate $\{0.1, 0.3, \dots, 0.9\}$ to each view, while ensuring every sample retains at least one complete view. The statistics of these datasets are summarized in Table 4 (details in **Appendix** Subsection C.1.1).

To verify the superiority of LargeMvC-Net, several large-scale complete and incomplete multi-view clustering models are introduced. Complete shallow methods involve: LMVSC [25], AIMC [6], FMVACC [60], AWMVC [53], EMVGC-LG [69], FastMICE [20], FDAGF [78], MVSC-HFD [50], RCAGL [40], and UDBG [15]. Complete deep methods have: SDSNE-Net [38], CVCL-Net [5], SCMVC-Net [71], and anchor-based DMCAG-Net [9]. Meanwhile, incomplete shallow methods contain: IMVC-CBG [59], SIMVS-SA [70], FIMVC [41], FSIMVC-OF [11], and PSIMVC-PG [32]. Incomplete deep methods include: DIMVC-Net [74], IRDMC-Net [39], and anchor-based AGIMVC-Net [16]. Herein, we rely on source code provided by the authors, and tune to the best performance as in their papers for fair comparison. Moreover, we utilize three commonly used metrics to evaluate clustering performance: Clustering accuracy (ACC), normalized mutual information (NMI), and adjusted rand index (ARI).

4.1.2 Implementation Details. LargeMvC-Net is implemented using the PyTorch on an NVIDIA GeForce RTX 3090 GPU with 24GB memory. Moreover, we train the network for 100 epochs with a learning rate of 0.01. Meanwhile, we search L in $[1, 2, \dots, 9]$ and m in $[c, 2c, 3c]$, m is the anchor number and c is the cluster number. Each experiment is conducted ten times, and the means and standard deviation are reported as the final results. The ablation models (**Appendix** Table 1) are RMvC-Net (w/o AnchorModule and NoiseModule) and AMvC-Net (w/o NoiseModule).

Table 5: Clustering results of large-scale compared multi-view clustering methods, where the best and runner-up performance are highlighted in red and blue respectively (mean% and standard deviation%). "-" indicates the out-of-memory error.

Datasets \ Methods (Publisher \ Year)		LMVC (AAAI'20)	AIMC (MM'22)	FMVACC (NIPS'22)	AWMVC (AAAI'23)	EMVGC-LG (MM'23)	FastMICE (TKDE'23)	FDAGF (AAAI'23)	MVSC-HFD (IJF'24)	RCAGL (TKDE'24)	UDBGL (TNNLS'24)	SDSNE-Net (AAAI'22)	CVCL-Net (ICCV'23)	SCMVC-Net (TMM'24)	DMCAG-Net (IJCAI'23)	LargeMvC-Net (Ours)
Animals	ACC	27.91 (0.00)	58.09 (0.00)	53.53 (0.79)	65.36 (0.00)	62.82 (1.33)	64.39 (3.67)	59.69 (0.00)	52.29 (0.00)	65.69 (0.00)	65.30 (0.00)	56.08 (4.38)	30.56 (0.03)	31.69 (0.00)	59.90 (0.00)	68.01 (0.77)
	NMI	35.35 (0.00)	68.75 (0.00)	62.88 (1.03)	71.73 (0.00)	70.91 (1.27)	66.48 (2.63)	69.93 (0.00)	65.38 (0.00)	71.71 (0.00)	70.49 (0.00)	68.45 (2.48)	44.10 (0.02)	46.17 (0.00)	65.80 (0.00)	71.80 (0.32)
	ARI	15.43 (0.00)	49.66 (0.00)	44.23 (0.59)	46.12 (0.00)	52.69 (2.17)	47.84 (2.16)	49.50 (0.00)	44.47 (0.00)	46.17 (0.00)	48.12 (0.00)	23.87 (6.25)	18.71 (0.02)	22.98 (0.00)	42.71 (0.00)	53.44 (1.07)
Caltech102	ACC	11.66 (0.00)	23.94 (0.00)	20.54 (1.30)	29.14 (0.00)	27.15 (0.26)	20.05 (1.73)	30.03 (0.00)	20.24 (0.00)	36.67 (0.00)	19.95 (0.00)	42.69 (0.65)	17.43 (0.00)	21.40 (0.00)	22.57 (0.00)	48.64 (0.00)
	NMI	25.31 (0.00)	34.35 (0.00)	40.76 (0.92)	50.88 (0.00)	51.03 (1.88)	44.48 (1.58)	51.02 (0.00)	31.50 (0.00)	48.44 (0.00)	33.37 (0.00)	48.09 (0.79)	38.03 (0.00)	42.10 (0.00)	27.39 (0.00)	51.48 (0.00)
	ARI	2.38 (0.00)	13.57 (0.00)	15.06 (0.62)	25.50 (0.00)	20.31 (2.90)	15.52 (2.44)	24.32 (0.00)	10.96 (0.00)	21.72 (0.00)	43.20 (0.00)	14.68 (3.07)	13.70 (0.00)	20.80 (0.00)	6.89 (0.00)	51.91 (0.00)
Cifar10	ACC	88.98 (0.00)	98.32 (0.00)	88.69 (2.73)	96.90 (0.00)	96.28 (1.07)	98.11 (2.45)	96.27 (0.00)	98.09 (0.00)	98.98 (0.00)	64.57 (0.00)	-	98.24 (0.01)	98.16 (0.00)	-	99.13 (0.00)
	NMI	79.17 (0.00)	97.12 (0.00)	81.36 (2.01)	92.68 (0.00)	91.78 (0.66)	97.15 (1.90)	91.32 (0.00)	97.01 (0.00)	97.29 (0.00)	81.57 (0.00)	-	95.58 (0.01)	97.12 (0.00)	-	97.64 (0.00)
	ARI	76.93 (0.00)	97.50 (0.00)	78.61 (1.46)	93.39 (0.00)	92.39 (0.41)	97.04 (1.22)	92.04 (0.00)	97.00 (0.00)	97.58 (0.00)	51.85 (0.00)	-	96.17 (0.01)	97.17 (0.00)	-	98.10 (0.00)
NUSWIDE0BJ	ACC	10.69 (0.00)	19.33 (0.00)	11.88 (1.18)	12.88 (0.00)	12.57 (0.85)	14.80 (1.41)	13.37 (0.00)	18.01 (0.00)	19.22 (0.00)	13.32 (0.00)	24.73 (0.75)	15.63 (0.00)	18.97 (0.00)	13.15 (0.00)	27.79 (0.21)
	NMI	8.28 (0.00)	13.29 (0.00)	10.26 (2.29)	12.01 (0.00)	11.70 (1.70)	14.24 (0.46)	12.46 (0.00)	12.31 (0.00)	12.42 (0.00)	10.76 (0.00)	12.55 (1.07)	13.45 (0.00)	13.75 (0.00)	14.43 (0.00)	14.72 (0.18)
	ARI	1.72 (0.00)	6.66 (0.00)	3.17 (0.27)	4.02 (0.00)	3.60 (1.95)	5.29 (0.83)	4.06 (0.00)	6.02 (0.00)	5.63 (0.00)	3.73 (0.00)	7.36 (1.35)	7.35 (0.00)	9.31 (0.00)	2.74 (0.00)	10.83 (0.35)
YTF-50	ACC	60.57 (0.00)	68.02 (0.00)	69.50 (3.18)	73.34 (0.00)	69.85 (2.38)	70.39 (1.65)	67.86 (0.00)	67.81 (0.00)	75.28 (0.00)	64.11 (0.00)	-	64.81 (0.00)	73.72 (0.00)	-	80.13 (0.65)
	NMI	78.66 (0.00)	84.70 (0.00)	83.01 (2.33)	85.45 (0.00)	84.17 (2.14)	83.72 (2.07)	82.21 (0.00)	82.76 (0.00)	84.49 (0.00)	80.73 (0.00)	-	79.11 (0.00)	82.76 (0.00)	-	85.53 (0.25)
	ARI	49.44 (0.00)	65.52 (0.00)	59.35 (1.90)	66.94 (0.00)	62.26 (1.16)	61.25 (0.98)	56.56 (0.00)	61.30 (0.00)	63.66 (0.00)	53.18 (0.00)	-	57.04 (0.00)	65.31 (0.00)	-	67.68 (1.10)
YTF-100	ACC	53.83 (0.00)	66.84 (0.00)	65.36 (1.06)	67.90 (0.00)	64.99 (0.00)	63.91 (0.93)	61.83 (1.99)	62.92 (0.00)	67.49 (0.00)	61.50 (0.00)	-	58.84 (0.01)	67.66 (0.00)	-	76.52 (0.20)
	NMI	76.83 (0.00)	83.28 (0.00)	82.72 (2.42)	84.41 (0.00)	83.45 (1.35)	82.95 (0.76)	80.80 (0.00)	81.18 (0.00)	83.07 (0.00)	79.67 (0.00)	-	79.19 (0.00)	81.13 (0.00)	-	84.59 (0.09)
	ARI	34.69 (0.00)	55.31 (0.00)	53.77 (2.61)	58.08 (0.00)	55.89 (2.31)	58.04 (0.80)	46.09 (0.00)	52.60 (0.00)	58.09 (0.00)	32.84 (0.00)	-	50.72 (0.01)	61.39 (0.00)	-	62.46 (1.16)
Flickr	ACC	41.93 (0.00)	49.59 (0.00)	52.51 (1.73)	51.93 (0.00)	52.51 (1.01)	51.60 (2.93)	45.02 (0.00)	50.67 (0.00)	50.06 (0.00)	40.97 (0.00)	48.44 (3.06)	52.68 (0.03)	52.21 (0.00)	34.70 (0.00)	53.37 (0.06)
	NMI	23.11 (0.00)	32.40 (0.00)	32.81 (1.97)	33.63 (0.00)	33.91 (1.77)	31.77 (2.60)	29.35 (0.00)	27.80 (0.00)	34.26 (0.00)	33.85 (0.00)	34.35 (2.19)	34.42 (0.03)	30.97 (0.00)	20.98 (0.00)	34.72 (0.05)
	ARI	13.98 (0.00)	27.57 (0.00)	27.54 (1.83)	28.78 (0.00)	28.57 (1.19)	27.27 (1.21)	19.98 (0.00)	24.08 (0.00)	29.25 (0.00)	17.32 (0.00)	22.66 (3.31)	29.27 (0.05)	28.54 (0.00)	10.89 (0.00)	29.72 (0.04)
IAPR	ACC	38.97 (0.00)	38.50 (0.00)	38.32 (2.84)	44.16 (0.00)	43.89 (2.16)	45.33 (2.07)	33.97 (0.00)	35.28 (0.00)	44.43 (0.00)	38.87 (0.00)	36.27 (2.86)	46.61 (0.03)	44.12 (0.00)	34.69 (0.00)	46.97 (0.53)
	NMI	16.90 (0.00)	19.19 (0.00)	17.96 (2.97)	23.39 (0.00)	22.58 (2.10)	24.30 (1.86)	17.43 (0.00)	16.84 (0.00)	23.74 (0.00)	22.39 (0.00)	19.43 (3.67)	24.54 (0.03)	22.67 (0.00)	18.67 (0.00)	24.95 (0.72)
	ARI	13.04 (0.00)	14.66 (0.00)	13.73 (3.03)	18.41 (0.00)	17.91 (1.93)	18.04 (1.53)	11.67 (0.00)	11.27 (0.00)	18.81 (0.00)	15.76 (0.00)	11.18 (2.35)	19.24 (0.03)	18.58 (0.00)	11.82 (0.00)	19.68 (0.26)

**Figure 3: ACC of large-scale incomplete clustering methods on multi-view datasets with different missing rates.**

4.2 Experimental Results

4.2.1 Complete and Incomplete Clustering Results. Table 5 and Fig. 3 present results on large-scale multi-view benchmarks, where LargeMvC-Net consistently achieves top performance across under complete and incomplete conditions. **a) Shallow vs. Ours.** Shallow methods like RCAGL, UDBGL, IMVC-CBG, and SIMVC-SA often rely on handcrafted anchors or static bipartite graphs, which perform poorly in the presence of noisy inputs or missing views. In contrast, LargeMvC-Net integrates anchor optimization into a scalable deep unfolding framework, enabling robust alignment and semantic preservation across both complete and incomplete settings. **b) Deep vs. Ours.** While deep baselines such as CVCL-Net and DIMVC-Net offer strong representation learning, they lack explicit structural modeling. Even anchor-based deep

models like DMCAG-Net and AGIMVC-Net incorporate anchor graphs in a heuristic or task-agnostic manner, decoupled from the clustering objective. LargeMvC-Net unfolds the full anchor-based optimization process into interpretable modules, achieving superior structure-aware clustering at scale. **c) Dataset Trends.** For feature-level multi-view datasets (e.g., YTF-50, YTF-100), our model excels under both complete and incomplete views, showing stability to noise and partial features. On modality-level multi-view datasets (e.g., Flickr, IAPR, ESP-Game), LargeMvC-Net generalizes well without modality-specific designs, reflecting strong adaptability to heterogeneous modalities. **d) Conclusion.** Overall, LargeMvC-Net shows leading performance across all large-scale scenarios, consistently outperforming shallow and deep competitors. Its unified and optimization-aware architecture ensures scalable clustering in both complete and incomplete multi-view environments.

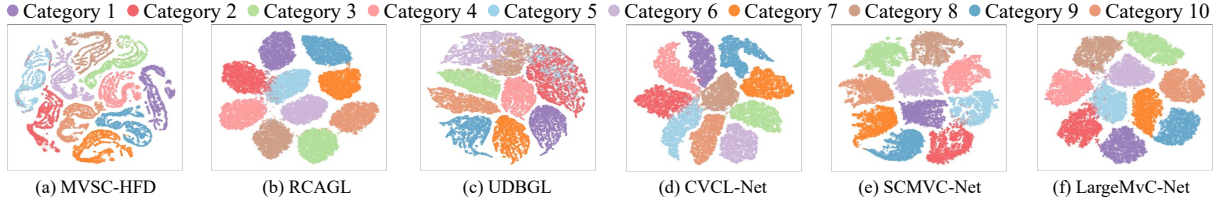


Figure 4: The t-SNE visualizations based on the clustering representations of Cifar10 dataset.

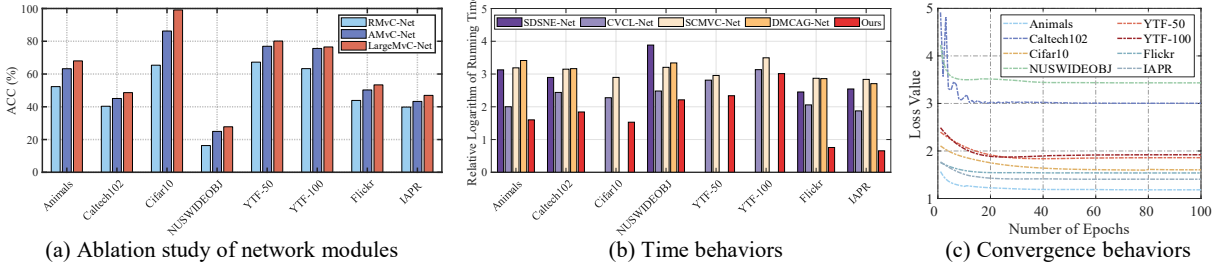


Figure 5: (a) Ablation study of network modules; (b) Time comparison with deep methods; (c) Convergence analysis.

4.2.2 Intuitive Results. Fig. 4 (all in **Appendix Fig. 1**) presents the t-SNE visualizations of clustering results on Cifar10 dataset. Compared with other methods, LargeMvC-Net yields the most compact and well-separated clusters, clearly reflecting class boundaries and minimal overlaps. This aligns with our quantitative results, where LargeMvC-Net consistently achieves the highest clustering performance. The visual clarity further highlights the benefit of jointly optimizing representation and anchor indicators in an end-to-end unfolding framework.

4.3 Component and Parameter Analysis

4.3.1 Network Architecture Analysis. Fig. 5 (a) indicates the ablation results of different module combinations. RMvC-Net, which only includes RepresentModule, performs poorly due to the lack of structural alignment. Incorporating AnchorModule in AMvC-Net significantly improves clustering by enabling structural modeling and scalability. The full model, LargeMvC-Net, further introduces NoiseModule, leading to consistent performance gains across all datasets. This highlights the benefit of jointly unfolding representation, noise, and anchor components.

4.3.2 Time and Convergence Analysis. First, Fig. 5 (b) and Table 3 in Subsection 3.4.1 illustrate both empirical and theoretical efficiency. LargeMvC-Net achieves the lowest runtime and superior scalability by leveraging anchor-based decomposition and unfolding design. This avoids expensive pairwise computations and scales linearly with sample size. Moreover, as shown in Fig. 5 (c), LargeMvC-Net demonstrates fast and stable convergence across all eight datasets, with most losses plateauing within 20 epochs. This reinforces the efficient optimization behavior of the model, as discussed in Subsection 3.4.2.

4.3.3 Parameter Analysis. In Fig. 6, the performance generally increases as the number of layers (a) and the number of anchors (b) grow across all datasets, with the best performance achieved at 2

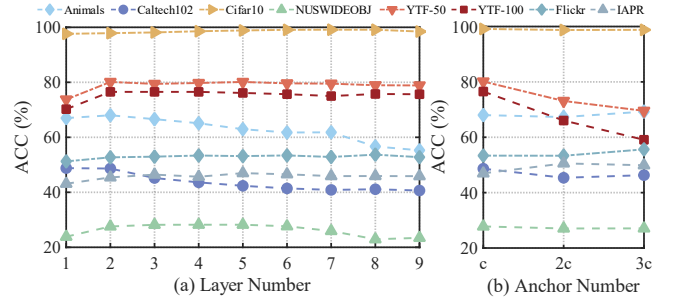


Figure 6: (a) Parameter sensitivity of layers and (b) anchors.

layers and $m = c$ anchors. This suggests that while deeper networks and more anchors improve clustering accuracy, further increases may lead to diminishing returns due to overfitting or computational complexity. The search in Subsection 4.1.2 ensures that the model effectively scales to large datasets while maintaining performance.

5 Conclusion and Future Work

In this paper, we bridged the gap in existing deep anchor-based multi-view clustering by unfolding the underlying optimization problem into a principled deep architecture, termed LargeMvC-Net. The architecture's modular design includes representation learning, noise suppression, and anchor indicator estimation. Coupled with the unsupervised reconstruction loss, it ensures that the learned representations are expressive and well-aligned with each view's structure. Extensive experiments demonstrated that LargeMvC-Net outperformed state-of-the-art methods in both clustering quality and scalability across a variety of benchmarks. Future work will focus on extending the model to handle more complex, large-scale multi-view data, such as incorporating dynamic anchor structures and exploring multi-task learning for multi-view clustering.

Acknowledgments

This work is in part supported by the National Natural Science Foundation of China under Grants U21A20472 and 62276065, and the Fujian Provincial Natural Science Foundation of China under Grant 2024J01510026.

References

- [1] Alejandro Barredo Arrieta, Natalia Díaz-Rodríguez, Javier Del Ser, Adrien Benetot, Siham Tabik, Alberto Barbado, Salvador García, Sergio Gil-López, Daniel Molina, Richard Benjamins, et al. 2020. Explainable artificial intelligence (XAI): Concepts, taxonomies, opportunities and challenges toward responsible AI. *Information Fusion* 58 (2020), 82–115.
- [2] James C. Bezdek and Richard J. Hathaway. 2003. Convergence of alternating optimization. *Neural, Parallel and Scientific Computations* 11, 4 (2003), 351–368.
- [3] Esther Rodrigo Bonet, Tien Huu Do, Xuening Qin, Jelle Hofman, Valerio Panzica La Manna, Wilfried Philips, and Nikos Deligiannis. 2022. Explaining graph neural networks with topology-aware node selection: Application in air quality inference. *IEEE Transactions on Signal and Information Processing over Networks* 8 (2022), 499–513.
- [4] Jin Chen, Aiping Huang, Wei Gao, Yuzhen Niu, and Tiesong Zhao. 2023. Joint shared-and-specific information for deep multi-view clustering. *IEEE Transactions on Circuits and Systems for Video Technology* 33, 12 (2023), 7224–7235.
- [5] Jie Chen, Hua Mao, Wai Lok Woo, and Xi Peng. 2023. Deep multiview clustering by contrasting cluster assignments. In *Proceedings of the IEEE International Conference on Computer Vision*. 16752–16761.
- [6] Man-Sheng Chen, Tuo Liu, Chang-Dong Wang, Dong Huang, and Jian-Huang Lai. 2022. Adaptively-weighted integral space for fast multiview clustering. In *Proceedings of the Thirtieth ACM International Conference on Multimedia*. 3774–3782.
- [7] Man-Sheng Chen, Chang-Dong Wang, Dong Huang, Jian-Huang Lai, and Philip S. Yu. 2022. Efficient orthogonal multi-view subspace clustering. In *Proceedings of the Twenty-Eighth ACM SIGKDD Conference on Knowledge Discovery and Data Mining*. 127–135.
- [8] Man-Sheng Chen, Chang-Dong Wang, Dong Huang, Jian-Huang Lai, and Philip S. Yu. 2024. Concept factorization based multiview clustering for large-scale data. *IEEE Transactions on Knowledge and Data Engineering* 36, 11 (2024), 5784–5796.
- [9] Chenhang Cui, Yazhou Ren, Jingyu Pu, Xiaorong Pu, and Lifang He. 2023. Deep multi-view subspace clustering with anchor graph. In *Proceedings of the Thirty-Second International Joint Conference on Artificial Intelligence*. 3577–3585.
- [10] Jinrong Cui, Yuting Li, Han Huang, and Jie Wen. 2024. Dual contrast-driven deep multi-view clustering. *IEEE Transactions on Image Processing* 33 (2024), 4753–4764.
- [11] Liang Du, Yukai Shi, Yan Chen, Peng Zhou, and Yuhua Qian. 2024. Fast and scalable incomplete multi-view clustering with duality optimal graph filtering. In *Proceedings of the Thirty-Second ACM International Conference on Multimedia*. 8893–8902.
- [12] Shide Du, Zhiling Cai, Zhihao Wu, Yueyang Pi, and Shiping Wang. 2024. UMGL: Universal multi-view consensus graph learning with consistency and diversity. *IEEE Transactions on Image Processing* 33 (2024), 3399–3412.
- [13] Shide Du, Zihan Fang, Shiyang Lan, Yanchao Tan, Manuel Günther, Shiping Wang, and Wenzhong Guo. 2023. Bridging trustworthiness and open-world learning: An exploratory neural approach for enhancing interpretability, generalization, and robustness. In *Proceedings of the Thirty-first ACM International Conference on Multimedia*. 8719–8729.
- [14] Shide Du, Zihan Fang, Yanchao Tan, Changwei Wang, Shiping Wang, and Wenzhong Guo. 2025. OpenViewer: Openness-aware multi-view learning. In *Proceedings of the Thirty-Ninth AAAI Conference on Artificial Intelligence*. 16389–16397.
- [15] Si-Guo Fang, Dong Huang, Xiaosha Cai, Chang-Dong Wang, Chaobo He, and Yong Tang. 2024. Efficient multi-view clustering via unified and discrete bipartite graph learning. *IEEE Transactions on Neural Networks and Learning Systems* 35, 8 (2024), 11436–11447.
- [16] Yulu Fu, Yuting Li, Qiong Huang, Jinrong Cui, and Jie Wen. 2023. Anchor graph network for incomplete multiview clustering. *IEEE Transactions on Neural Networks and Learning Systems* 36, 2 (2023), 3708–3719.
- [17] Karol Gregor and Yann LeCun. 2010. Learning fast approximations of sparse coding. In *Proceedings of the Twenty-Seventh International Conference on Machine Learning*. 399–406.
- [18] Zhibin Gu and Songhe Feng. 2024. From dictionary to tensor: A scalable multi-view subspace clustering framework with triple information enhancement. *Advances in Neural Information Processing Systems* 37 (2024), 103545–103573.
- [19] Wenjue He, Zheng Zhang, Yongyong Chen, and Jie Wen. 2023. Structured anchor-inferred graph learning for universal incomplete multi-view clustering. *Proceedings of the Thirty-Second International World Wide Web Conference* 26, 1 (2023), 375–399.
- [20] Dong Huang, Chang-Dong Wang, and Jian-Huang Lai. 2023. Fast multi-view clustering via ensembles: Towards scalability, superiority, and simplicity. *IEEE Transactions on Knowledge and Data Engineering* 35, 11 (2023), 11388–11402.
- [21] Jintian Ji and Songhe Feng. 2023. Anchor structure regularization induced multi-view subspace clustering via enhanced tensor rank minimization. In *Proceedings of the IEEE International Conference on Computer Vision*. 19286–19295.
- [22] Jintian Ji and Songhe Feng. 2025. Anchors crash tensor: Efficient and scalable tensorial multi-view subspace clustering. *IEEE Transactions on Pattern Analysis and Machine Intelligence* 47, 4 (2025), 2660–2675.
- [23] Jiaqi Jin, Siwei Wang, Zhibin Dong, Xinwang Liu, and En Zhu. 2023. Deep incomplete multi-view clustering with cross-view partial sample and prototype alignment. In *Proceedings of the IEEE Conference on Computer Vision and Pattern Recognition*. 11600–11609.
- [24] Boris Joukovsky, Yonina C. Eldar, and Nikos Deligiannis. 2024. Interpretable neural networks for video separation: Deep unfolding RPCA with foreground masking. *IEEE Transactions on Image Processing* 33 (2024), 108–122.
- [25] Zhao Kang, Wangtao Zhou, Zhitong Zhao, Junming Shao, Meng Han, and Zenglin Xu. 2020. Large-scale multi-view subspace clustering in linear time. In *Proceedings of the Thirty-Fourth AAAI Conference on Artificial Intelligence*. 4412–4419.
- [26] Zhiqiang Kou, Jing Wang, Yuheng Jia, and Xin Geng. 2024. Inaccurate label distribution learning. *IEEE Transactions on Circuits and Systems for Video Technology* 34, 10 (2024), 10237–10249.
- [27] Zhiqiang Kou, Jing Wang, Yuheng Jia, and Xin Geng. 2025. Progressive label enhancement. *Pattern Recognition* 160 (2025), 111172.
- [28] Zhiqiang Kou, Jing Wang, Yuheng Jia, Biao Liu, and Xin Geng. 2025. Instance-dependent inaccurate label distribution learning. *IEEE Transactions on Neural Networks and Learning Systems* 36, 1 (2025), 1425–1437.
- [29] Zhiqiang Kou, Jing Wang, Jiawei Tang, Yuheng Jia, Boyu Shi, and Xin Geng. 2024. Exploiting multi-label correlation in label distribution learning. In *Proceedings of the Thirty-Third International Joint Conference on Artificial Intelligence*. 4326–4334.
- [30] Haobin Li, Peng Hu, Qianjun Zhang, Xi Peng, Xiting Liu, and Mouxing Yang. 2025. Test-time adaptation for cross-modal retrieval with query shift. In *Proceedings of the Thirteenth International Conference on Learning Representations*. 1–13.
- [31] Jing Li, Quanxue Gao, Qianqian Wang, and Wei Xia. 2024. Tensorized label learning on anchor graph. In *Proceedings of the Thirty-Eighth AAAI Conference on Artificial Intelligence*. 13537–13544.
- [32] Miaomiao Li, Siwei Wang, Xinwang Liu, and Suyuan Liu. 2024. Parameter-free and scalable incomplete multiview clustering with prototype graph. *IEEE Transactions on Neural Networks and Learning Systems* 35, 1 (2024), 300–310.
- [33] Xingfeng Li, Yuqiang Pan, Yinghui Sun, Quansun Sun, Ivor W. Tsang, and Zhenwen Ren. 2024. Fast unpaired multi-view clustering. In *Proceedings of the Thirty-Third International Joint Conference on Artificial Intelligence*. 4488–4496.
- [34] Xingfeng Li, Yinghui Sun, Quansun Sun, Jia Dai, and Zhenwen Ren. 2023. Distribution consistency based fast anchor imputation for incomplete multi-view clustering. In *Proceedings of the Thirty-First ACM International Conference on Multimedia*. 368–376.
- [35] Xingfeng Li, Yinghui Sun, Quansun Sun, Zhenwen Ren, and Yuan Sun. 2023. Cross-view graph matching guided anchor alignment for incomplete multi-view clustering. *Information Fusion* 100 (2023), 101941.
- [36] Yijie Lin, Yuanbiao Gou, Xiaotian Liu, Jinfeng Bai, Jiancheng Lv, and Xi Peng. 2023. Dual contrastive prediction for incomplete multi-view representation learning. *IEEE Transactions on Pattern Analysis and Machine Intelligence* 45, 4 (2023), 4447–4461.
- [37] Zhenghong Lin, Yanchao Tan, Yunfei Zhan, Weiming Liu, Fan Wang, Chaochao Chen, Shiping Wang, and Carl Yang. 2023. Contrastive intra- and inter-modality generation for enhancing incomplete multimedia recommendation. In *Proceedings of the Thirty-First ACM International Conference on Multimedia*. 6234–6242.
- [38] Chenghua Liu, Zhuolin Liao, Yixuan Ma, and Kun Zhan. 2022. Stationary diffusion state neural estimation for multiview clustering. In *Proceedings of the Thirty-Sixth AAAI Conference on Artificial Intelligence*. 7542–7549.
- [39] Chengliang Liu, Jie Wen, Zhihao Wu, Xiaoling Luo, Chao Huang, and Yong Xu. 2024. Information recovery-driven deep incomplete multiview clustering network. *IEEE Transactions on Neural Networks and Learning Systems* 35, 11 (2024), 15442–15452.
- [40] Suyuan Liu, Qing Liao, Siwei Wang, Xinwang Liu, and En Zhu. 2024. Robust and consistent anchor graph learning for multi-view clustering. *IEEE Transactions on Knowledge and Data Engineering* 36, 8 (2024), 4207–4219.
- [41] Suyuan Liu, Xinwang Liu, Siwei Wang, Xin Niu, and En Zhu. 2024. Fast incomplete multi-view clustering with view-independent anchors. *IEEE Transactions on Neural Networks and Learning Systems* 35, 6 (2024), 7740–7751.
- [42] Suyuan Liu, Siwei Wang, Ke Liang, Junpu Zhang, Zhibin Dong, Tianrui Liu, En Zhu, Xinwang Liu, and Kunlun He. 2024. Alleviate anchor-shift: Explore blind spots with cross-view reconstruction for incomplete multi-view clustering. In *Advances in Neural Information Processing Systems*. 87509–87531.
- [43] Suyuan Liu, Siwei Wang, Pei Zhang, Kai Xu, Xinwang Liu, Changwang Zhang, and Feng Gao. 2022. Efficient one-pass multi-view subspace clustering with consensus anchors. In *Proceedings of the Thirty-Sixth AAAI Conference on Artificial*

- Intelligence*. 7576–7584.
- [44] Renqiang Luo, Huafei Huang, Shuo Yu, Zhuoyang Han, Estrid He, Xiuzhen Zhang, and Feng Xia. 2024. FUGNN: Harmonizing Fairness and Utility Graph Neural Networks. In *Proceedings of the Thirtieth ACM SIGKDD International Conference on Knowledge Discovery and Data Mining*. 2072–2081.
 - [45] Renqiang Luo, Huafei Huang, Shuo Yu, Xiuzhen Zhang, and Feng Xia. 2024. FairGT: A fairness-aware graph transformer. In *Proceedings of the Thirty-Third International Joint Conference on Artificial Intelligence*. 449–457.
 - [46] Huynh Van Luong, Boris Joukovsky, and Nikos Deligiannis. 2021. Designing Interpretable Recurrent Neural Networks for Video Reconstruction via Deep Unfolding. *IEEE Transactions on Image Processing* 30 (2021), 4099–4113.
 - [47] Marcos Lupión, Aurora Polo Rodríguez, Javier Medina Quero, Juan F. Sanjuan, and Pilar M. Ortigosa. 2024. 3D human pose estimation from multi-view thermal vision sensors. *Information Fusion* 104 (2024), 102154.
 - [48] Iman Marivani, Evangelia Tsiligianni, Bruno Cornelis, and Nikos Deligiannis. 2020. Multimodal deep unfolding for guided image super-resolution. *IEEE Transactions on Image Processing* 29 (2020), 8443–8456.
 - [49] Qian Ning, Weisheng Dong, Guangming Shi, Leida Li, and Xin Li. 2021. Accurate and lightweight image super-resolution with model-guided deep unfolding network. *IEEE Journal of Selected Topics in Signal Processing* 15, 2 (2021), 240–252.
 - [50] Qiyuan Ou, Siwei Wang, Pei Zhang, Sihang Zhou, and En Zhu. 2024. Anchor-based multi-view subspace clustering with hierarchical feature descent. *Information Fusion* 106 (2024), 102225.
 - [51] Jingyu Pu, Chenhang Cui, Xinyue Chen, Yazhou Ren, Xiaorong Pu, Zhifeng Hao, Philip S. Yu, and Lifang He. 2024. Adaptive feature imputation with latent graph for deep incomplete multi-view clustering. In *Proceedings of the Thirty-Eighth AAAI Conference on Artificial Intelligence*. 14633–14641.
 - [52] Huayi Tang and Yong Liu. 2022. Deep Safe Incomplete Multi-view Clustering: Theorem and Algorithm. In *Proceedings of the Thirty-Ninth International Conference on Machine Learning*. 21090–21110.
 - [53] Xinhang Wan, Xinwang Liu, Jiyuan Liu, Siwei Wang, Yi Wen, Weixuan Liang, En Zhu, Zhe Liu, and Lu Zhou. 2023. Auto-weighted multi-view clustering for large-scale data. In *Proceedings of the Thirty-Seventh AAAI Conference on Artificial Intelligence*. 10078–10086.
 - [54] Jing Wang, Songhe Feng, Gengyu Lyu, and Zhibin Gu. 2023. Triple-granularity contrastive learning for deep multi-view subspace clustering. In *Proceedings of the Thirty-First ACM International Conference on Multimedia*. 2994–3002.
 - [55] Jing Wang, Songhe Feng, Gengyu Lyu, and Jiazheng Yuan. 2024. SURE: Structure-adaptive unified graph neural network for multi-view clustering. In *Proceedings of the Thirty-Eighth AAAI Conference on Artificial Intelligence*. 15520–15527.
 - [56] Qianqian Wang, Zhengming Ding, Zhiqiang Tao, Quanxue Gao, and Yun Fu. 2021. Generative partial multi-view clustering with adaptive fusion and cycle consistency. *IEEE Transactions on Image Processing* 30 (2021), 1771–1783.
 - [57] Qianqian Wang, Zhiqiang Tao, Quanxue Gao, and Licheng Jiao. 2024. Multi-View subspace clustering via structured multi-pathway network. *IEEE Transactions on Neural Networks and Learning Systems* 35, 5 (2024), 7244–7250.
 - [58] Qianqian Wang, Zhiqiang Tao, Wei Xia, Quanxue Gao, Xiaochun Cao, and Licheng Jiao. 2023. Adversarial multiview clustering networks with adaptive fusion. *IEEE Transactions on Neural Networks and Learning Systems* 34, 10 (2023), 7635–7647.
 - [59] Siwei Wang, Xinwang Liu, Li Liu, Wenxuan Tu, Xinzhou Zhu, Jiyuan Liu, Sihang Zhou, and En Zhu. 2022. Highly-efficient incomplete large-scale multi-view clustering with consensus bipartite graph. In *Proceedings of the IEEE Conference on Computer Vision and Pattern Recognition*. 9776–9785.
 - [60] Siwei Wang, Xinwang Liu, Suyuan Liu, Jiaqi Jin, Wenxuan Tu, Xinzhou Zhu, and En Zhu. 2022. Align then fusion: Generalized large-scale multi-view clustering with anchor matching correspondences. In *Advances in Neural Information Processing Systems*. 5882–5895.
 - [61] Siwei Wang, Xinwang Liu, Suyuan Liu, Wenxuan Tu, and En Zhu. 2024. Scalable and structural multi-view graph clustering with adaptive anchor fusion. *IEEE Transactions on Image Processing* 33 (2024), 4627–4639.
 - [62] Siwei Wang, Xinwang Liu, En Zhu, Chang Tang, Jiyuan Liu, Jingtao Hu, Jingyuan Xia, and Jianping Yin. 2019. Multi-view clustering via late fusion alignment maximization. In *Proceedings of the Twenty-Eighth International Joint Conference on Artificial Intelligence*. 3778–3784.
 - [63] Xinxin Wang, Yongshan Zhang, Jie Zhang, and Yicong Zhou. 2025. Incomplete multiview clustering using discriminative feature recovery and tensorized matrix factorization. *IEEE Transactions on Circuits and Systems for Video Technology* (2025), 1–12.
 - [64] Xinxin Wang, Yongshan Zhang, and Yicong Zhou. 2025. Bidirectional probabilistic multi-graph learning and decomposition for multi-view clustering. *IEEE Transactions on Image Processing* 34 (2025), 3609–3621.
 - [65] Xinxin Wang, Yongshan Zhang, and Yicong Zhou. 2025. Highly efficient rotation-invariant spectral embedding for scalable incomplete multi-view clustering. In *Proceedings of the Thirty-Ninth AAAI Conference on Artificial Intelligence*. 21312–21320.
 - [66] Xinxin Wang, Yongshan Zhang, and Yicong Zhou. 2025. Multimodal remote sensing image clustering with multiscale spectral-spatial anchor graphs. *IEEE Transactions on Geoscience and Remote Sensing* 63 (2025), 1–12.
 - [67] Xinxin Wang, Yongshan Zhang, and Yicong Zhou. 2025. Pseudo-supervision affinity propagation for efficient and scalable multiview clustering. *IEEE Transactions on Neural Networks and Learning Systems* (2025), 1–12.
 - [68] Brent De Weerd, Yonina C. Eldar, and Nikos Deligiannis. 2024. Deep unfolding transformers for sparse recovery of video. *IEEE Transactions on Signal Processing* 72 (2024), 1782–1796.
 - [69] Yi Wen, Suyuan Liu, Xinhang Wan, Siwei Wang, Ke Liang, Xinwang Liu, Xihong Yang, and Pei Zhang. 2023. Efficient multi-view graph clustering with local and global structure preservation. In *Proceedings of the Thirty-First ACM International Conference on Multimedia*. 3021–3030.
 - [70] Yi Wen, Siwei Wang, Ke Liang, Weixuan Liang, Xinhang Wan, Xinwang Liu, Suyuan Liu, Jiyuan Liu, and En Zhu. 2023. Scalable incomplete multi-view clustering with structure alignment. In *Proceedings of the Thirty-First ACM International Conference on Multimedia*. 3031–3040.
 - [71] Song Wu, Yan Zheng, Yazhou Ren, Jing He, Xiaorong Pu, Shudong Huang, Zhifeng Hao, and Lifang He. 2024. Self-weighted contrastive fusion for deep multi-view clustering. *IEEE Transactions on Multimedia* 26 (2024), 9150–9162.
 - [72] Gehui Xu, Jie Wen, Chengliang Liu, Bing Hu, Yicheng Liu, Lunke Fei, and Wei Wang. 2024. Deep variational incomplete multi-view clustering: Exploring shared clustering structures. In *Proceedings of the Thirty-Eighth AAAI Conference on Artificial Intelligence*. 16147–16155.
 - [73] Jie Xu, Chao Li, Liang Peng, Yazhou Ren, Xiaoshuang Shi, Heng Tao Shen, and Xiaofeng Zhu. 2023. Adaptive feature projection with distribution alignment for deep incomplete multi-view clustering. *IEEE Transactions on Image Processing* 32 (2023), 1354–1366.
 - [74] Jie Xu, Chao Li, Yazhou Ren, Liang Peng, Yujie Mo, Xiaoshuang Shi, and Xiaofeng Zhu. 2022. Deep incomplete multi-view clustering via mining cluster complementarity. In *Proceedings of the Thirty-Sixth AAAI Conference on Artificial Intelligence*. 8761–8769.
 - [75] Gang Yang, Man Zhou, Keyu Yan, Aiping Liu, Xueyang Fu, and Fan Wang. 2022. Memory-augmented deep conditional unfolding network for pansharpening. In *Proceedings of the IEEE Conference on Computer Vision and Pattern Recognition*. 1778–1787.
 - [76] Mouxiang Yang, Yunfan Li, Peng Hu, Jinfeng Bai, Jian Cheng Lv, and Xi Peng. 2022. Robust multi-view clustering with incomplete information. *IEEE Transactions on Pattern Analysis and Machine Intelligence* 45, 1 (2022), 1055–1069.
 - [77] Mouxiang Yang, Yunfan Li, Zhenyu Huang, Zitao Liu, Peng Hu, and Xi Peng. 2021. Partially view-aligned representation learning with noise-robust contrastive loss. In *Proceedings of the IEEE Conference on Computer Vision and Pattern Recognition*. 1134–1143.
 - [78] Pei Zhang, Siwei Wang, Liang Li, Changwang Zhang, Xinwang Liu, En Zhu, Zhe Liu, Lu Zhou, and Lei Luo. 2023. Let the data choose: Flexible and diverse anchor graph fusion for scalable multi-view clustering. In *Proceedings of the Thirty-Seventh AAAI Conference on Artificial Intelligence*. 11262–11269.
 - [79] Bowen Zhao, Qianqian Wang, Zhiqiang Tao, Wei Feng, and Quanxue Gao. 2024. DFMVC: Deep fair multi-view clustering. In *Proceedings of the Thirty-Second ACM International Conference on Multimedia*. 8090–8099.
 - [80] Ziyang Zheng, Wenrui Dai, Duoduo Xue, Chenglin Li, Junmi Zou, and Hongkai Xiong. 2023. Hybrid ISTA: Unfolding ISTA with convergence guarantees using free-form deep neural networks. *IEEE Transactions on Pattern Analysis and Machine Intelligence* 45, 3 (2023), 3226–3244.

A Supplementary of Convergence Proof

PROOF. First, the network implicitly solves the following objective function as

$$\mathcal{J}(\mathbf{H}^t, \{\mathbf{E}_v^t\}_{v=1}^V, \{\mathbf{P}_v^t\}_{v=1}^V) = \sum_{v=1}^V \left(\frac{1}{2} \|\mathbf{X}_v - \mathbf{H}\mathbf{P}_v - \mathbf{E}_v\|_F^2 + \alpha \|\mathbf{H}\|_1 + \beta \|\mathbf{E}_v\|_{2,1} \right), \text{ s.t. } \mathbf{H} \geq 0, \mathbf{P}_v \mathbf{P}_v^\top = \mathbf{I}. \quad (15)$$

Function (15) is non-convex, so we design a three-step unfolding network based on alternating iteration optimization method to optimize it. It can be decomposed into a set of sub-problems, each of which can be optimally solved. The alternating optimization strategy ensures that the objective function decreases monotonically with each iteration and converges, as supported by the theoretical guarantees in [2]. Taking the t -th training epoch solution $\mathbf{H}^{(t)}, \{\mathbf{E}_v^{(t)}\}_{v=1}^V, \{\mathbf{P}_v^{(t)}\}_{v=1}^V$ as an example, we can obtain the following process.

i) Given $\{\mathbf{E}_v^{(t)}\}_{v=1}^V, \{\mathbf{P}_v^{(t)}\}_{v=1}^V$, the optimal $\mathbf{H}^{(t+1)}$ can be analytically obtained. Suppose the optimal solution be $\mathbf{H}^{(t+1)}$, we have

$$\mathcal{J}(\mathbf{H}^{(t+1)}, \{\mathbf{E}_v^{(t)}\}_{v=1}^V, \{\mathbf{P}_v^{(t)}\}_{v=1}^V) \leq \mathcal{J}(\mathbf{H}^{(t)}, \{\mathbf{E}_v^{(t)}\}_{v=1}^V, \{\mathbf{P}_v^{(t)}\}_{v=1}^V). \quad (16)$$

ii) With $\mathbf{H}^{(t+1)}, \{\mathbf{P}_v^{(t)}\}_{v=1}^V$ fixed, the optimal solution $\{\mathbf{E}_v^{(t+1)}\}_{v=1}^V$ can be analytically derived. This optimal solution update of $\{\mathbf{E}_v^{(t+1)}\}_{v=1}^V$ guarantees a non-increasing objective value as

$$\mathcal{J}(\mathbf{H}^{(t+1)}, \{\mathbf{E}_v^{(t+1)}\}_{v=1}^V, \{\mathbf{P}_v^{(t)}\}_{v=1}^V) \leq \mathcal{J}(\mathbf{H}^{(t+1)}, \{\mathbf{E}_v^{(t)}\}_{v=1}^V, \{\mathbf{P}_v^{(t)}\}_{v=1}^V). \quad (17)$$

iii) Keeping $\mathbf{H}^{(t+1)}, \{\mathbf{E}_v^{(t+1)}\}_{v=1}^V$ fixed, the optimal $\{\mathbf{P}_v^{(t+1)}\}_{v=1}^V$ update can be computed in closed form. This leads to a guaranteed decrease or maintenance of the optimal objective value of $\{\mathbf{P}_v^{(t+1)}\}_{v=1}^V$ as

$$\mathcal{J}(\mathbf{H}^{(t+1)}, \{\mathbf{E}_v^{(t+1)}\}_{v=1}^V, \{\mathbf{P}_v^{(t+1)}\}_{v=1}^V) \leq \mathcal{J}(\mathbf{H}^{(t+1)}, \{\mathbf{E}_v^{(t+1)}\}_{v=1}^V, \{\mathbf{P}_v^{(t)}\}_{v=1}^V). \quad (18)$$

By combining the three steps above, we obtain the following **Lemma 1**.

Lemma 1. Each sub-problem update in the proposed optimization framework guarantees a non-increasing value of the objective function $\mathcal{J}(\cdot)$, i.e.,

$$\mathcal{J}(\mathbf{H}^{(t+1)}, \{\mathbf{E}_v^{(t+1)}\}_{v=1}^V, \{\mathbf{P}_v^{(t+1)}\}_{v=1}^V) \leq \mathcal{J}(\mathbf{H}^{(t)}, \{\mathbf{E}_v^{(t)}\}_{v=1}^V, \{\mathbf{P}_v^{(t)}\}_{v=1}^V). \quad (19)$$

Then, we have **Theorem 1** and **Corollary 1** based on **Lemma 1** in the main paper. Here, the proof is completed. \square

B Discussion

B.1 Discussion on Training Losses

Unlike contrastive or pseudo-label based approaches, our reconstruction loss avoids reliance on handcrafted pretext tasks or noisy clustering signals. Furthermore, this objective naturally enforces

cross-view consistency: Since \mathbf{H} is shared across all views and responsible for generating each \mathbf{X}_v via \mathbf{P}_v , minimizing \mathcal{L}_R encourages structurally coherent representations across heterogeneous feature spaces. In practice, this loss is computed at the final unfolding layer of the network and propagated back through all modules, allowing RepresentModule, NoiseModule, and AnchorModule to be jointly trained via standard back-propagation. The resulting network is entirely unsupervised scheme, scalable to large-scale scenarios. In addition to the reconstruction loss, our framework can be extended to incorporate auxiliary losses such as entropy regularization or neighborhood-preserving constraints to further refine clustering structure. However, we find that the core anchor-based reconstruction objective already provides strong performance and stability across benchmarks, as presented in Subsection 4.2.

C Supplementary of Experiments

C.1 Details of Experimental Setups

C.1.1 Datasets. Multi-view datasets include Animals², Caltech102³, Cifar10⁴, MNIST⁵, NUSWIDEOBJ⁶, YouTubeFace, YTF-50 and YTF-100 are three versions of YouTubeFaces⁷, ESP-Game⁸, Flickr⁹, and IAPR¹⁰. These datasets corresponds to two types of scenarios: 1) Animals, Caltech102, Cifar10, MNIST, NUSWIDEOBJ, YTF-50 and YTF-100 datasets contain different manual and deep features; 2) Flickr and IAPR datasets include various vision and language features. The statistics of these datasets are summarized below. **1) Animals** is a deep multi-feature dataset that consists of 10,158 images from 50 animal classes with DECAF and VGG-19 features; **2) Caltech102** is a popular object recognition dataset with 102 classes of images. Six extracted features are available: Gabor, wavelet moments, CENTRIST, histogram of oriented gradients, GIST, and LBP features. **3) Cifar10** consists of 50,000 tiny images that can be divided into ten mutually exclusive classes. We extract its features on DenseNet, ResNet101, ResNet50 networks. **4) NUSWIDEOBJ** consists of 30,000 images distributed over 31 classes. We use five features provided by NUS, i.e., color histogram, color moments, color correlation, edge distribution, and wavelet texture features. **5) YouTubeFaces (YTF)** is a large-scale database of face videos designed for studying the problem of unconstrained face recognition in videos, and we extend it as a series of multi-view facial datasets with 50 and 100 classes, including LBP, HOG, GIST, and Gabor features. Moreover, YouTubeFace is also a dataset of YTF that has five views. **6) ESP-Game** originates from an image annotation game played on a website, which contains 20,770 images, and each image is annotated by players with several descriptions. Here, we choose 11,032 images that are described with approximately five tags per image, and these images have a total of 7 classes. **7) Flickr** provides 25,000 images with 1,386 text tags downloaded from the social photography site Flickr. We select 12,154 images across 7

²<http://attributes.kyb.tuebingen.mpg.de/>

³http://www.vision.caltech.edu/Image_Datasets/Caltech101/

⁴<http://www.cs.toronto.edu/kriz/cifar.html>

⁵<http://yann.lecun.com/exdb/mnist/>

⁶<http://lms.comp.nus.edu.sg/research/NUS-WIDE.htm>

⁷<https://www.cs.tau.ac.il/~wolf/ytfaces/>


⁸<https://www.kaggle.com/datasets/parhamsalar/espgame>

⁹<https://press.liacs.nl/mirflickr/>

¹⁰<https://www.imageclef.org/photodata>

Table 1: The alternating iteration algorithm-based solution of objective (2) guides the design of diverse ablation networks.

Variant Models	Concretized Anchor-based Clustering Optimization Problems	Composition of Deep Unfolding Network Modules
RMvC-Net	$\min_{\mathbf{H}} \sum_{v=1}^V \left(\frac{1}{2} \ \mathbf{X}_v - \mathbf{H}\mathbf{P}_v\ _F^2 + \alpha \ \mathbf{H}\ _1 \right), \text{ s.t. } \mathbf{H} \geq 0$	RepresentModule: $\mathbf{H}^{(l+1)} \leftarrow \frac{1}{V} \sum_{v=1}^V \left(\mathcal{S}_{\theta^{(l)}} \left(\mathbf{H}^{(l)} \mathbf{R} + \mathbf{X}_v (\mathbf{P}_v^T)^{(l)} \mathbf{U} \right) \right)$
AMvC-Net	$\min_{\mathbf{H}, \mathbf{P}_v} \sum_{v=1}^V \left(\frac{1}{2} \ \mathbf{X}_v - \mathbf{H}\mathbf{P}_v\ _F^2 + \alpha \ \mathbf{H}\ _1 \right), \text{ s.t. } \mathbf{H} \geq 0, \mathbf{P}_v \mathbf{P}_v^T = \mathbf{I}$	RepresentModule: $\mathbf{H}^{(l+1)} \leftarrow \frac{1}{V} \sum_{v=1}^V \left(\mathcal{S}_{\theta^{(l)}} \left(\mathbf{H}^{(l)} \mathbf{R} + \mathbf{X}_v (\mathbf{P}_v^T)^{(l)} \mathbf{U} \right) \right)$ AnchorModule: $\mathbf{P}_v^{(l+1)} = \mathbf{B}_v^{(l+1)} (\mathbf{C}_v^T)^{(l+1)}$
LargeMvC-Net	$\min_{\mathbf{H}, \mathbf{P}_v, \mathbf{E}_v} \sum_{v=1}^V \left(\frac{1}{2} \ \mathbf{X}_v - \mathbf{H}\mathbf{P}_v - \mathbf{E}_v\ _F^2 + \alpha \ \mathbf{H}\ _1 + \beta \ \mathbf{E}_v\ _{2,1} \right), \text{ s.t. } \mathbf{H} \geq 0, \mathbf{P}_v \mathbf{P}_v^T = \mathbf{I}$	RepresentModule: $\mathbf{H}^{(l+1)} \leftarrow \frac{1}{V} \sum_{v=1}^V \left(\mathcal{S}_{\theta^{(l)}} \left(\mathbf{H}^{(l)} \mathbf{R} + (\mathbf{X}_v - \mathbf{E}_v^{(l)}) (\mathbf{P}_v^T)^{(l)} \mathbf{U} \right) \right)$ NoiseModule: $\mathbf{E}_v^{(l+1)} \leftarrow \mathcal{D}_{\rho^{(l)}} \left(\mathbf{X}_v - \mathbf{H}^{(l+1)} \mathbf{P}_v^{(l)} \right)$ AnchorModule: $\mathbf{P}_v^{(l+1)} = \mathbf{B}_v^{(l+1)} (\mathbf{C}_v^T)^{(l+1)}$

**Figure 1: The t-SNE visualizations based on the clustering representations of Cifar10 dataset.**

categories for experiments. 8) IAPR is a public image dataset with 20,000 images in 6 classes, each with a short text description. After filtering out images with fewer than 4 tags, 7,855 images were randomly selected. For ESP-Game, Flickr and IAPR datasets, image features are extracted using VGG-16, and text features using BERT, forming a multi-modal dataset.

C.2 Supplementary of Ablation Models

The introduction of the ablation models are shown in Table 1 and below.

- **Ablation Model 1:** RepresentMvC-Net (RMvC-Net) is an ablated variant that retains only RepresentModule from the full optimization-inspired framework.
- **Ablation Model 2:** AnchorMvC-Net (AMvC-Net) introduces anchor structures into RMvC-Net, serving as a scalable variant for large-scale clustering environments.
- **Final Model:** Based on the previous variants, LargeMvC-Net further introduces noise variables into the optimization, completing the full model design.

C.3 Supplementary of Experimental Results

Fig. 1 supplements the t-SNE visualization results of all representations on Cifar10 dataset.