

SOFT INJECTION OF TASK EMBEDDINGS OUTPERFORMS PROMPT-BASED IN-CONTEXT LEARNING

Jungwon Park¹, Wonjong Rhee^{1,2*}

¹Department of Intelligence and Information, Seoul National University

²Interdisciplinary Program in Artificial Intelligence, Seoul National University

{quod97, wrhee}@snu.ac.kr

ABSTRACT

In-Context Learning (ICL) enables Large Language Models (LLMs) to perform tasks by conditioning on input-output examples in the prompt, without requiring any update in model parameters. While widely adopted, it remains unclear whether prompting with multiple examples is the most effective and efficient way to convey task information. In this work, we propose **Soft Injection** of task embeddings. The task embeddings are constructed only once using few-shot ICL prompts and repeatedly used during inference. Soft injection is performed by *softly mixing* task embeddings with attention head activations using pre-optimized mixing parameters, referred to as *soft head-selection parameters*. This method not only allows a desired task to be performed without in-prompt demonstrations but also significantly outperforms existing ICL approaches while reducing memory usage and compute cost at inference time. An extensive evaluation is performed across 57 tasks and 12 LLMs, spanning four model families of sizes from 4B to 70B. Averaged across 57 tasks, our method outperforms 10-shot ICL by 10.2%–14.3% across 12 LLMs. Additional analyses show that our method also serves as an insightful tool for analyzing task-relevant roles of attention heads, revealing that task-relevant head positions selected by our method transfer across similar tasks but not across dissimilar ones—underscoring the task-specific nature of head functionality. *Our soft injection method opens a new paradigm for reducing prompt length and improving task performance by shifting task conditioning from the prompt space to the activation space*¹.

1 INTRODUCTION

In-context learning (ICL) (Brown et al., 2020) has emerged as a key mechanism for enabling general-purpose use of LLMs, allowing models to perform tasks using only a few input-output examples in the prompt, without model finetuning. A substantial body of research has focused on explaining ICL’s effectiveness or developing prompt engineering to improve its performance (Xie et al., 2021; Olsson et al., 2022; Min et al., 2022; Dong et al., 2022; Ye et al., 2022; Wies et al., 2023; Agarwal et al., 2024; Zhang et al., 2025). However, it remains unclear whether prompting with multiple demonstrations is truly the most effective and efficient way to convey task information. In this work, we challenge this assumption by introducing a method that can potentially replace ICL—exceeding its performance while significantly reducing inference-time memory usage and compute cost.

Our approach draws inspiration from two prior works: Function Vector (FV) (Todd et al., 2023) and DARTS (Liu et al., 2018). Although FV has limited performance, it demonstrates that task information can be directly injected into model activations to guide behavior without input-output demonstrations in the prompt. DARTS, a well-known method for neural architecture search (Zoph & Le, 2016), exemplifies how a continuous relaxation of a discrete search space enables efficient gradient-based optimization to solve challenging deep learning problems. Building on such previous works, we propose a task embedding injection method that formulates injection as a simple continuous optimization problem, learning a task-specific soft injection strategy via gradient descent.

*Corresponding Author.

¹Our code is available at https://github.com/SNU-DRI/Soft_Injection

Our method, called SITE (Soft Injection of Task Embeddings), constructs task embeddings and optimizes soft head-selection parameters only once per task. During inference with zero-shot prompts, the task embeddings—which encode task-relevant information—are mixed with the original attention head activations, using the soft head-selection parameters as interpolation weights. This allows LLMs to perform tasks without input-output examples in the prompt, while achieving significant performance gains over few-shot ICL baselines. We evaluate SITE on 57 ICL tasks (29 abstractive and 28 extractive) across 12 LLMs spanning 4 model families, 3 model variants, and model sizes ranging from 4B to 70B parameters. SITE achieves average performance gains of 10.2%–14.3% over 10-shot ICL, demonstrating strong task performance across diverse LLMs.

Although SITE is not explicitly designed for attributional analysis, we find that it serves as a valuable tool for analyzing task-relevant roles of attention heads. A series of analyses show that our method not only identifies task-relevant heads, but also reveals that the selected head positions transfer across similar tasks but not across dissimilar ones—highlighting the task-specific nature of head functionality. Additionally, we present four empirical findings: (1) validation loss drops significantly during training, indicating effective optimization of head-selection parameters, (2) increasing the number of examples (or shots) in prompt-based ICL from a few to many does not always improve performance—some tasks remain challenging even with many-shot prompting, while SITE addresses them effectively, (3) a single 10-shot prompt is sufficient to construct task embeddings that significantly outperform 10-shot ICL, highlighting the importance of precise injection over the number of demonstrations, and (4) SITE scales efficiently, matching the runtime and memory cost of zero-shot inference while requiring only minimal computation for the one-time construction of task embeddings and optimization of soft head-selection parameters.

2 RELATED WORK

2.1 IN-CONTEXT LEARNING IN LARGE LANGUAGE MODELS

In-context learning (ICL) is a paradigm where LLMs perform tasks by conditioning on input-output examples in the prompt, without updating model weights. This enables LLMs to leverage their pre-trained knowledge to dynamically infer tasks or patterns during inference. Numerous studies (Xie et al., 2021; Olsson et al., 2022; Todd et al., 2023; Falck et al., 2024) have sought to explain or better understand the mechanisms behind the strong ICL capabilities of LLMs. Several of these highlight the role of specialized attention heads, such as induction heads (Olsson et al., 2022) or function vector heads (Todd et al., 2023), as critical for task execution. While our work is closely related to this perspective, we reconceptualize head attribution as a performance optimization problem, rather than merely treating it as an analytical tool for understanding LLM dynamics. This reconceptualization enabled us to develop a scalable approach that identifies task-relevant attention heads via gradient-based optimization over soft head-selection parameters.

2.2 TASK EMBEDDING INJECTION IN LARGE LANGUAGE MODELS

Previous studies have shown that task information is often encoded in the hidden representation of the last token in a few-shot ICL prompt, and that injecting this information, typically in the form of a *task embedding* (also known as a task or function vector), can guide LLMs to perform tasks without any in-prompt demonstrations (Hendel et al., 2023; Todd et al., 2023; Huang et al., 2024). FV (Todd et al., 2023) constructs a task embedding by aggregating activations from a few selected attention heads and injects it into the model by adding it to the hidden representation at a fixed layer, typically around one-third of the model depth. The attention heads are selected based on their individual impact on ICL performance, which is computationally expensive given the large number of heads in modern LLMs. In addition, FV’s performance is constrained by the heuristic choice of injection location. MTV (Multimodal Task Vectors) (Huang et al., 2024), originally developed for vision-language models (VLMs) but naturally extensible to LLMs, addresses some of these limitations by directly replacing selected head activations with task embeddings, using reinforcement learning to optimize the head-sampling distribution. Nevertheless, MTV relies on repeated sampling and hard replacement, which may limit both efficiency and flexibility. In contrast, our method introduces a *soft injection* mechanism that blends each head’s original activation with a task embedding using learnable interpolation weights. This continuous formulation avoids discrete selection, enables efficient gradient-based optimization, and allows for head-wise control over how much task information is injected—preserving the original activation when helpful and overriding it when necessary.

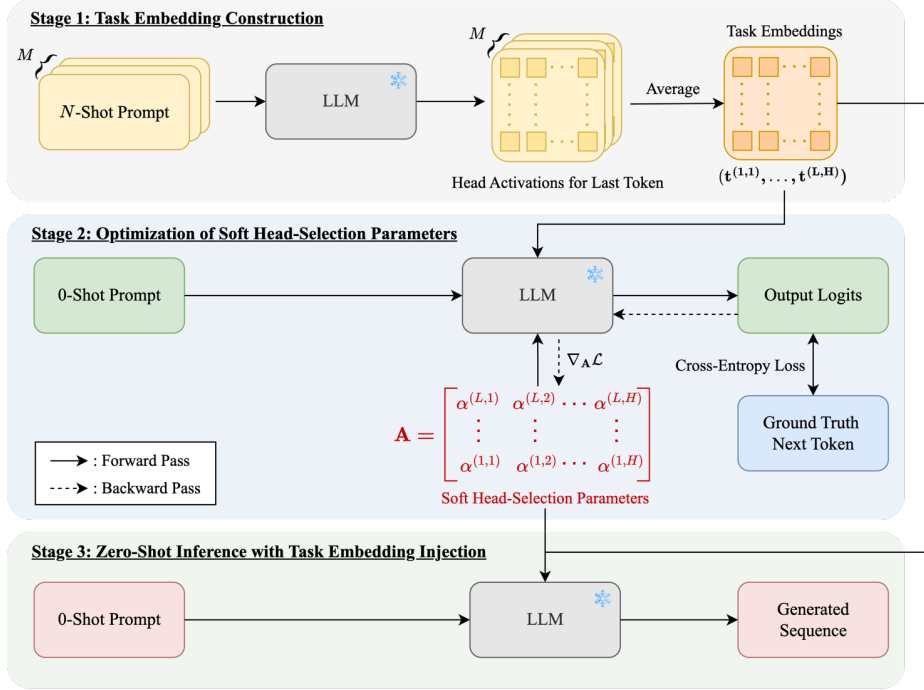


Figure 1: **Method Overview.** Our method consists of three stages. (1) A set of task embeddings is constructed by averaging attention head activations for the last token across few-shot ICL prompts, using $M=50$ prompts each with $N=10$ input-output pairs. (2) Soft head-selection parameters are optimized to determine how the task embeddings should be injected into the model during zero-shot inference. (3) At inference time, the set of task embeddings and the learned selection parameters are used to guide the model in performing tasks without any in-prompt examples. L and H denote the number of attention layers and the number of attention heads per layer, respectively, in the LLM.

3 METHOD

Our method consists of three main stages. (1) First, we construct a set of task embeddings using few-shot ICL prompts. (2) Next, we optimize soft head-selection parameters via gradient descent. (3) Finally, we apply the pre-computed task embeddings and the learned head-selection parameters to the model, enabling it to perform tasks without any in-prompt examples. Figure 1 provides an overview of our method.

Task embedding construction. FV (Todd et al., 2023) showed that averaging attention head activations for the last token across few-shot ICL prompts, per head, can encode task information. MTV (Huang et al., 2024) adopts the resulting representations as *task embeddings*, which we also use in our method. Let M denote the number of few-shot ICL prompts, each containing N input-output examples, denoted as P_1, P_2, \dots, P_M . For each prompt P_m , we pass it through the model and extract attention head outputs at every layer. Specifically, for each layer $l \in \{1, 2, \dots, L\}$ and each head $h \in \{1, 2, \dots, H\}$, the output of head h at layer l for prompt P_m is given by:

$$\mathbf{t}_m^{(l,h)} = \text{softmax} \left(\frac{Q_m^{(l,h)} (K_m^{(l,h)})^T}{\sqrt{d_k}} \right) V_m^{(l,h)} \in \mathbb{R}^{S_m \times d_v}, \quad (1)$$

where $Q_m^{(l,h)}, K_m^{(l,h)}, V_m^{(l,h)}$ are the query, key, and value matrices, d_k is the key/query dimension, d_v is the value/head dimension, and S_m is the token length of prompt P_m . We then extract the activations at the last token and average them across all M prompts to obtain the final activation for each head:

$$\mathbf{t}^{(l,h)} = \frac{1}{M} \sum_{m=1}^M \mathbf{t}_m^{(l,h)} [-1, :] \in \mathbb{R}^{d_v} \quad (2)$$

The set $\{\mathbf{t}^{(l,h)}\}_{l=1,\dots,L,h=1,\dots,H}$ constitutes the set of task embeddings for the given task.

Optimization of soft head-selection parameters. To reformulate discrete head selection as a continuous optimization problem, we introduce a learnable matrix \mathbf{A} for each task, where each entry $\alpha^{(l,h)}$ serves as a *soft head-selection parameter* for attention head $h \in \{1, 2, \dots, H\}$ in layer $l \in \{1, 2, \dots, L\}$:

$$\mathbf{A} = \begin{bmatrix} \alpha^{(L,1)} & \dots & \alpha^{(L,H)} \\ \vdots & \ddots & \vdots \\ \alpha^{(1,1)} & \dots & \alpha^{(1,H)} \end{bmatrix} \in [0, 1]^{L \times H} \quad (3)$$

Each $\alpha^{(l,h)}$ controls the degree to which task-specific information is injected into the corresponding attention head. Let $\mathbf{o}^{(l,h)} \in \mathbb{R}^{d_v}$ denote the original activation of head h at layer l for the last token in the prompt. We apply soft injection by mixing the original activation with the task embedding $\mathbf{t}^{(l,h)}$:

$$\mathbf{o}^{(l,h)} \leftarrow (1 - \alpha^{(l,h)}) \cdot \mathbf{o}^{(l,h)} + \alpha^{(l,h)} \cdot \mathbf{t}^{(l,h)}, \quad (4)$$

for all $l \in \{1, 2, \dots, L\}$ and $h \in \{1, 2, \dots, H\}$. During training, the underlying LLM is kept frozen. We optimize \mathbf{A} over a few gradient descent steps by minimizing the cross-entropy loss on the next-token prediction, using output logits from the intervened model. In each iteration, inference is performed on a zero-shot prompt, and the set of task embeddings is injected according to the current values of \mathbf{A} . Each $\alpha^{(l,h)}$ is implemented as the sigmoid of a trainable parameter initialized to zero, yielding an initial value of 0.5—corresponding to a neutral starting point with no initial bias toward either the original activations or the task embeddings.

Zero-shot inference with task embedding injection After learning the soft head-selection parameters \mathbf{A} , we use them together with the set of task embeddings $\{\mathbf{t}^{(l,h)}\}_{l,h}$ to guide the LLM in performing tasks without any input-output demonstrations in the prompt. The soft injection is applied in the same manner as during the optimization stage (Equation 4) but only once—at the last token of the initial input prompt—under the assumption that KV cache (Pope et al., 2023) is enabled during autoregressive decoding. No further injection is applied in subsequent decoding steps. This one-time injection embeds task-relevant information into the KV cache at the start of generation, enabling the model to produce the remaining tokens without additional intervention. If KV cache is disabled, the injection must be reapplied at each decoding step to the last token of the initial prompt.

4 EXPERIMENTS

4.1 EXPERIMENTAL SETUP

Table 1: **Models used for evaluation.** We consider 12 large language models spanning four model families, three variation types, and parameter scales from 4B to 70B.

Model Family	Model Name	Variation Type
Llama-3.1	Llama-3.1-8B	Pretrained (Base)
	Llama-3.1-8B-Instruct	Instruction-tuned (Chat/Alignment)
	Llama-3.1-70B	Pretrained (Base)
	Llama-3.1-70B-Instruct	Instruction-tuned (Chat/Alignment)
Mistral	Mistral-7B-v0.3	Pretrained (Base)
	Mistral-7B-Instruct-v0.3	Instruction-tuned (Chat/Alignment)
	Mixtral-8x7B-v0.1	Sparse Mixture of Experts (SMoE, Pretrained)
	Mixtral-8x7B-Instruct-v0.1	Sparse Mixture of Experts (SMoE), Instruction-tuned
Qwen3	Qwen3-8B	Instruction-tuned (Chat/Alignment)
	Qwen3-32B	Instruction-tuned (Chat/Alignment)
Gemma-3	Gemma-3-4B-pt	Pretrained (Base)
	Gemma-3-4B-it	Instruction-tuned (Chat/Alignment)

Implementation details. For each task, the dataset is split into train, validation, and test sets following the split ratio used in FV (Todd et al., 2023); only the train and validation sets are used to construct task embeddings and optimize the head-selection parameters. Task embeddings are

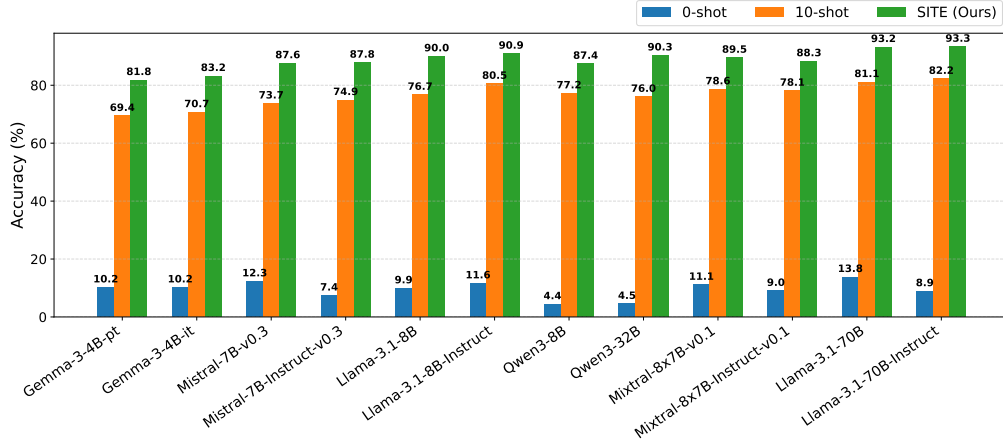


Figure 2: **Average performance across 57 ICL tasks for 12 backbone large language models.** For each backbone model, the performance of our method is presented along with 0-shot and 10-shot baselines. Average accuracies are annotated above each bar. Task-wise results for all 57 tasks—across our method, 0-shot, and 10-shot—are provided in Table 2 for Llama-3.1-8B, and in Tables 14-24 of Appendix B for the remaining 11 LLMs.

constructed by averaging head activations from $M = 50$ prompts, each containing $N = 10$ input-output pairs. We optimize the soft head-selection parameters using a learning rate of 0.2 and 400 training iterations for all 12 LLMs, without tuning these hyperparameters for individual models. The underlying LLM remains frozen throughout training, and only the soft head-selection parameters are updated using the Adam (Kingma, 2014) optimizer without any regularization. Checkpoints are saved based on validation loss, evaluated every 50 iterations. To minimize randomness, we use greedy decoding for all models and methods.

Models. In this study, we apply our method to 12 LLMs spanning four model families—Llama 3.1 (Grattafiori et al., 2024), Mistral (Jiang et al., 2023; 2024), Qwen3 (Yang et al., 2025), Gemma-3 (Team et al., 2025)—three variation types, and a range of scales from 4B to 70B parameters. The complete list of models is provided in Table 1. For comparison with prior task embedding injection methods, FV and MTV (Huang et al., 2024), we restrict evaluation to Llama-3.1-8B due to the high computational cost of FV. We follow the default configurations provided in the official code and papers for both baselines, with one minor adjustment to MTV to match our setting: we use $M = 50$ prompts with $N = 10$ shots each to construct task embeddings, instead of the original 100 prompts with 4 shots. Additional implementation details are provided in Appendix A.1.

Tasks and prompt templates. We evaluate our method on all 57 ICL tasks provided in the official code repository of FV, comprising 29 abstractive and 28 extractive tasks. Abstractive tasks require the LLM to generate information that is not explicitly present in the prompt, while extractive tasks involve retrieving the answer directly from it. For all experiments, we adopt FV’s default ICL prompt template: $\text{'Q: } \{x_{i1}\} \backslash \text{nA: } \{y_{i1}\} \backslash \text{n} \dots \text{Q: } \{x_{iN}\} \backslash \text{nA: } \{y_{iN}\} \backslash \text{n} \text{Q: } \{x_{iq}\} \backslash \text{nA: '}$, where each $\{x_{ik}\}$ and $\{y_{ik}\}$ is replaced with the corresponding input-output pair. To assess the robustness of our method to prompt formatting, we also evaluate it using four alternative prompt templates, with results reported in Table 13 of Appendix A.3. Descriptions of all 57 tasks and the prompt templates are also provided in Appendix A.

4.2 EXPERIMENTAL RESULTS

We applied our soft injection method to 12 LLMs and report the average performance across all 57 ICL tasks in Figure 2. Despite using 0-shot prompts at inference time, our method consistently outperforms both 0-shot and 10-shot baselines across all 12 models. It achieves an average performance gain of 10.2%-14.3% over the 10-shot baseline, demonstrating its effectiveness and generalizability across various model families, variation types, and sizes. As explained earlier, we intentionally avoided hyperparameter tuning for each model and focused on validating the general potential of

our soft injection method. These results suggest that our method, SITE, can serve as a strong alternative to few-shot in-context learning, eliminating the need for prompt-based demonstrations at inference time. For a detailed breakdown, task-wise results for all 57 tasks and 12 LLMs—comparing our method with the 0-shot and 10-shot baselines—are provided in Table 2 for Llama-3.1-8B, and in Tables 14-24 of Appendix B for the remaining 11 LLMs.

We also compare our method with other task embedding injection approaches in Table 2, which presents task-wise performance across all 57 ICL tasks, grouped into abstractive and extractive categories. For both task types, FV and MTV significantly outperform the 0-shot baselines, demonstrating the effectiveness of task embedding injection. However, neither method surpasses the 10-shot baseline, which is a fair point of comparison given that their task embeddings are constructed using 10-shot prompts. In contrast, our method achieves substantially higher performance than the 10-shot baseline in both categories. For abstractive tasks, our method achieves either the best or second-best performance on all 29 tasks, with an average performance gain of 11.9%. For extractive tasks, it achieves the best performance on all 28 tasks, with an average performance gain of 14.8%.

Table 2: **Comparison of injection-based methods on 57 ICL tasks using Llama-3.1-8B.** Three injection methods (FV, MTV, Ours) are evaluated alongside 0-shot and 10-shot baselines. (a) Results on 29 abstractive tasks. (b) Results on 28 extractive tasks. The best results are shown in **bold**, and the second-best results are underlined.

(a) Abstractive task results						(b) Extractive task results					
Task Name	Vanilla		0-shot + Injection			Task Name	Vanilla		0-shot + Injection		
	0-shot	10-shot	FV	MTV	Ours		0-shot	10-shot	FV	MTV	Ours
AG_News	0.4	<u>79.1</u>	0.0	78.4	88.7	Adjective_V_Verb_3	14.3	87.6	36.7	<u>90.5</u>	99.5
Antonym	0.0	<u>69.6</u>	50.6	64.5	71.2	Adjective_V_Verb_5	9.1	84.8	27.6	71.4	98.1
Capitalize	5.3	99.4	92.9	<u>99.4</u>	100.0	Alphabetically_First_3	21.9	42.4	<u>43.3</u>	34.3	57.1
Capitalize_First_Letter	10.0	100.0	53.5	99.4	100.0	Alphabetically_First_5	16.7	18.6	<u>31.0</u>	25.2	90.5
Capitalize_Last_Letter	1.2	<u>24.0</u>	0.0	<u>50.3</u>	93.0	Alphabetically_Last_3	16.2	<u>36.2</u>	29.5	30.5	47.6
Capitalize_Second_Letter	1.2	28.5	0.0	<u>46.7</u>	97.0	Alphabetically_Last_5	10.5	<u>23.3</u>	14.8	21.9	44.3
Commonsense_QA	40.3	72.3	23.6	60.7	<u>62.7</u>	Animal_V_Object_3	12.4	79.5	55.2	<u>86.2</u>	99.0
Country-Capital	4.8	<u>92.9</u>	35.7	<u>92.9</u>	95.2	Animal_V_Object_5	19.1	<u>81.0</u>	52.4	73.8	98.1
Country-Currency	0.0	<u>78.6</u>	0.0	71.4	81.0	Choose_First_Of_3	52.9	98.6	<u>99.1</u>	<u>99.1</u>	100.0
English-French	0.5	81.7	2.2	75.6	81.7	Choose_First_Of_5	52.4	97.6	97.6	<u>98.6</u>	100.0
English-German	1.2	75.5	2.5	63.6	<u>69.3</u>	Choose_Last_Of_3	1.0	<u>97.6</u>	61.4	92.9	100.0
English-Spanish	0.2	84.1	2.3	70.0	<u>83.1</u>	Choose_Last_Of_5	3.8	<u>94.3</u>	53.8	85.7	100.0
Landmark-Country	0.0	92.6	24.0	85.1	<u>86.9</u>	Choose_Middle_Of_3	2.9	<u>52.4</u>	18.1	47.6	99.0
Lowercase_First_Letter	0.0	<u>99.4</u>	50.3	<u>99.4</u>	100.0	Choose_Middle_Of_5	4.3	<u>33.3</u>	7.6	22.4	90.0
Lowercase_Last_Letter	0.0	39.8	0.0	<u>53.8</u>	96.5	Color_V_Animal_3	16.7	95.7	33.8	<u>97.6</u>	99.5
National_Parks	0.0	86.3	46.3	<u>81.1</u>	<u>81.1</u>	Color_V_Animal_5	15.7	91.0	29.5	<u>94.8</u>	99.5
Next_Capital_Letter	0.6	2.9	0.0	2.3	98.8	Concept_V_Object_3	14.3	83.8	48.6	78.1	99.5
Next_Item	2.1	97.9	63.8	95.7	97.9	Concept_V_Object_5	17.6	<u>83.3</u>	25.7	69.5	93.8
Park-Country	0.0	89.8	63.7	82.2	84.7	Conll2003_Location	21.8	87.7	45.3	89.0	94.3
Person-Instrument	0.0	<u>83.2</u>	2.8	82.2	87.9	Conll2003_Organization	39.3	<u>77.5</u>	58.7	70.1	91.4
Person-Occupation	0.0	64.5	7.0	<u>73.8</u>	80.8	Conll2003_Person	12.4	<u>91.7</u>	40.2	<u>92.9</u>	97.3
Person-Sport	0.0	<u>95.5</u>	0.0	94.0	97.0	Fruit_V_Animal_3	23.3	82.9	37.1	<u>88.1</u>	99.0
Present-Past	3.3	100.0	75.4	98.4	100.0	Fruit_V_Animal_5	10.0	<u>79.1</u>	22.9	71.9	99.5
Prev_Item	2.1	97.9	61.7	93.6	97.9	Object_V_Concept_3	17.6	<u>97.6</u>	38.1	96.2	100.0
Product-Company	0.0	87.2	11.0	89.9	<u>88.1</u>	Object_V_Concept_5	5.7	<u>92.4</u>	29.5	90.0	98.1
Sentiment	0.0	<u>95.1</u>	0.0	92.7	96.3	Squad_Val	39.4	<u>85.4</u>	5.0	65.5	86.7
Singular-Plural	2.3	100.0	86.1	90.7	100.0	Verb_V_Adjective_3	11.4	<u>94.3</u>	41.4	89.1	97.6
Synonym	1.8	<u>50.3</u>	21.7	44.9	53.0	Verb_V_Adjective_5	1.9	<u>93.8</u>	24.8	85.2	99.0
Word_Length	0.0	<u>38.6</u>	0.0	26.3	82.5						
Average	2.7	<u>76.1</u>	26.8	74.4	88.0	Average	17.3	<u>77.3</u>	39.6	73.5	92.1

5 ANALYSIS OF TASK-RELEVANT ATTENTION HEADS THROUGH SITE

Attention head attribution, a branch of mechanistic interpretability research, investigates the functional roles of attention heads in LLMs (Olsson et al., 2022; Todd et al., 2023; Zhou et al., 2024; Wu et al., 2024). In this section, we show that although SITE was not explicitly designed for attributional analysis, it not only identifies task-relevant attention heads but also provides a clearer explanation of what it means for a head to be *task-relevant*. In Section 5.1, we show that the learned

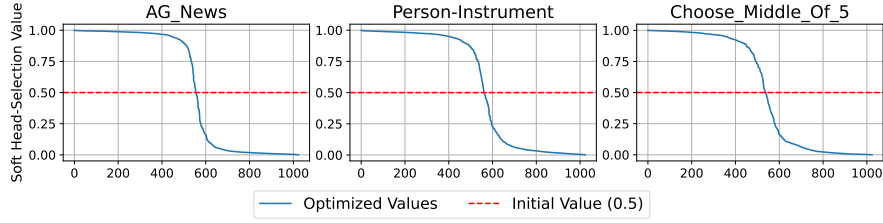


Figure 3: **Optimized values of soft head-selection parameters for three ICL tasks.** Each plot shows the optimized soft head-selection values for all 1024 attention heads in Llama-3.1-8B, sorted in descending order. Dashed lines indicate the initial value of 0.5 assigned to all selection parameters at the start of training. Results for all 57 tasks are provided in Figures 6-8 of Appendix C.1.

soft head-selection parameters tend to converge toward binary values, effectively identifying task-relevant attention heads. In Section 5.2, we compare task-specific and task-agnostic perspectives and find that the task-relevant roles of attention heads are better explained from the task-specific viewpoint. Although the analyses in this section are based on Llama-3.1-8B, we also observed that the findings generalize to other models listed in Table 1.

5.1 IDENTIFICATION OF TASK-RELEVANT ATTENTION HEADS

Figure 3 shows the optimized values of the soft head-selection parameters for all 1024 attention heads in Llama-3.1-8B, sorted in descending order. Results are presented for three selected ICL tasks, with the dashed horizontal lines indicating the initial value of 0.5 assigned to all parameters at the start of training. Although the Adam optimizer without regularization does not explicitly encourage extreme values, we observe that approximately 80–90% of the parameters almost converge to either 0 or 1 across all tasks. This pattern likely arises from two factors: (1) each parameter is the sigmoid of a trainable scalar, smoothly mapping values to $[0, 1]$; and (2) consistent benefits from injecting—or not injecting—into specific heads lead gradient descent to push the parameters toward extremes. A similar pattern is observed across all 57 tasks (see Appendix C.1).

To accurately assess whether heads with optimized values near 1 are task-relevant, we evaluate *hard injection* by thresholding the soft head-selection parameters at 0.5 and using the resulting binary values (1 or 0) to inject task embeddings during inference. Hard injection yields an average accuracy of 88.9% across the 57 tasks, slightly below the 90.0% achieved by our soft injection approach (task-wise results for all 57 tasks are provided in Table 25 of Appendix C.3). This result reveals two key insights: (1) the learned soft head-selection parameters effectively identifies *task-relevant attention heads*; and (2) the 10–20% of heads with intermediate values between 0 and 1 also contribute to task performance in some cases, accounting for 1.1% of the average performance drop.

5.2 TASK-SPECIFIC VS. TASK-AGNOSTIC: WHICH BETTER EXPLAINS HEAD ROLES?

Our experiments show that our method effectively identifies task-relevant attention heads in LLMs, yielding substantial gains without in-prompt demonstrations. However, an important question remains: *What does it truly mean for an attention head to be ‘task-relevant’?* Specifically, *do heads selected for one task generalize across a broad range of tasks, or only to those with similar characteristics?* Prior work has primarily explored *task-agnostic* heads—those that generalize well across a broad range of tasks—which supports interpretability but often underperforms in practice (Olsson et al., 2022; Todd et al., 2023; Singh et al., 2024). In contrast, recent approaches such as MTV (Huang et al., 2024) employ *task-specific* heads to improve performance, but offer limited insight into how broadly these heads generalize. As a result, the field still lacks a clear understanding of whether task-specific or task-agnostic perspectives more accurately reflect the functional roles of attention heads. To address this gap, we conduct two analyses: (1) a *cross-task analysis*, which tests generalization by applying soft head-selection parameters derived from one task to another (changing only *where* task information is injected), and (2) a *task-agnostic analysis*, which evaluates performance using a single, shared set of head-selection parameters trained across all 57 tasks.

Cross-task analysis. We define the *evaluation task* as the task being solved (i.e., the task that provides the input query), and the *injection task* as the one from which the soft head-selection

Table 3: **Cross-task analysis for seven evaluation tasks.** For each evaluation task, soft head-selection parameters are swapped with those from other tasks—changing *where* task information is injected, but not *what* is injected. The table reports the top-3 and bottom-3 injection tasks based on accuracy, with task names and corresponding scores shown. More results are provided in Table 26 of Appendix D.

Evaluation Task	Task Description	Top-3 Injection Tasks (Acc %)	Bottom-3 Injection Tasks (Acc %)
Adjective_V_Verb_5	Select the adjective from a list of 5 words (1 adjective, 4 verbs)	Adjective_V_Verb_5 (98.1) Adjective_V_Verb_3 (96.7) Animal_V_Object_5 (78.6)	Verb_V_Adjective_3 (1.4) Verb_V_Adjective_5 (4.8) English-French (5.7)
Verb_V_Adjective_5	Select the verb from a list of 5 words (1 verb, 4 adjectives)	Verb_V_Adjective_5 (99.0) Verb_V_Adjective_3 (99.0) Color_V_Animal_5 (81.4)	Adjective_V_Verb_3 (1.0) Antonym (7.6) Adjective_V_Verb_5 (9.5)
Alphabetically_First_5	Select the word that comes first in alphabetical order from a list of 5 words	Alphabetically_First_5 (90.5) Alphabetically_First_3 (43.8) Commonsense_QA (29.5)	Alphabetically_Last_5 (5.7) Alphabetically_Last_3 (8.1) Park-Country (10.5)
Alphabetically_Last_5	Select the word that comes last in alphabetical order from a list of 5 words	Alphabetically_Last_5 (44.3) Alphabetically_Last_3 (40.5) Commonsense_QA (25.7)	Alphabetically_First_5 (0.0) Alphabetically_First_3 (8.6) English-German (12.9)
English-French	Translate the given English word into French	English-French (81.7) English-German (80.3) English-Spanish (80.0)	Person-Occupation (19.4) Person-Instrument (34.0) Next_Capital_Letter (38.9)
English-German	Translate the given English word into German	English-French (71.4) English-German (69.3) English-Spanish (68.3)	Person-Occupation (3.4) Prev_Item (23.6) Next_Capital_Letter (26.2)
English-Spanish	Translate the given English word into Spanish	English-French (84.4) English-Spanish (83.1) English-German (82.1)	Person-Instrument (39.1) Person-Occupation (39.7) Next_Capital_Letter (40.8)

parameters are derived. For a given evaluation task, we use its own task embedding but apply head-selection parameters optimized for a different injection task, varying the injection task across all 57 ICL tasks. This setup keeps the injected content fixed while changing only the injection locations. Table 3 presents cross-task results for seven evaluation tasks, along with brief task descriptions to aid interpretation. For each evaluation task, we evaluate performance using head-selection parameters from all 57 injection tasks and report the top-3 and bottom-3 injection tasks based on accuracy. Notably, for the evaluation task Adjective_V_Verb_5, the top-3 injection tasks include semantically similar tasks such as Adjective_V_Verb_5, Adjective_V_Verb_3, while the bottom-3 include semantically dissimilar tasks such as Verb_V_Adjective_3, Verb_V_Adjective_5. Similar trends are observed for Verb_V_Adjective_5, Alphabetically_First_5, and Alphabetically_Last_5. For translation tasks—English-French, English-German, English-Spanish—the top and bottom injection tasks are largely consistent across the board. Interestingly, for these translation tasks, the performance using cross-task head-selection parameters closely matches or even exceeds that of using their own, suggesting that injection locations are transferable across related translation tasks.

Task-agnostic head-selection analysis. To derive task-agnostic soft head-selection parameters, we optimize them across all 57 tasks by randomly sampling a task at each training iteration. During this process, we use task-specific task embeddings (i.e., what to inject) while sharing a single set of task-agnostic head-selection parameters (i.e., where to inject). To ensure convergence, we increase the number of training iterations from 400 to 1000. Table 4 presents the results along with 0-shot and 10-shot baselines, as well as our method using task-specific head-selection parameters. We observe a substantial drop in performance when using task-agnostic head-selection parameters. This result is consistent with the cross-task analysis in Table 3, where performance significantly degraded when head-selection parameters were taken from semantically dissimilar tasks. Together, these results support the view that task-specific perspec-

Table 4: **Comparison of task-specific vs. task-agnostic head-selection on 57 ICL tasks.** Average accuracy is shown for 29 abstractive, 28 extractive, and all 57 tasks. Results include 0-shot and 10-shot baselines, and our method with task-specific and task-agnostic head-selection.

Task Type	0-shot	10-shot	Ours	Ours (Task-Agnostic)
Abstractive	2.7	76.1	88.0	73.4
Extractive	17.3	77.3	92.1	77.4
All (57 tasks)	9.9	76.7	90.0	75.3

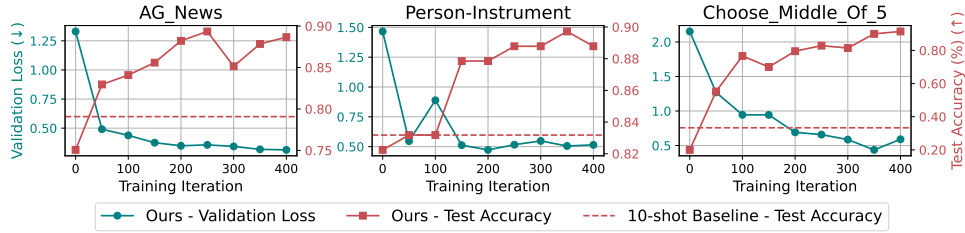


Figure 4: **Training dynamics of soft head-selection parameters for three ICL tasks.** Validation loss (left y-axis) and test accuracy (right y-axis) are plotted over 400 training iterations for AG_News, Person-Instrument, and Choose_Middle_Of_5. Dashed lines indicate the 10-shot baseline accuracies for reference. Plots for all 57 tasks are provided in Figures 12-14 of Appendix E.1.

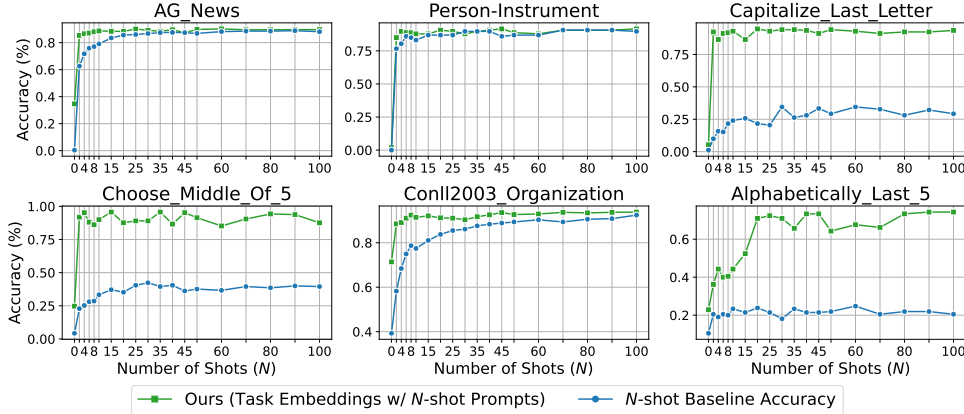


Figure 5: **Impact of shot count on task performance for six ICL tasks.** The plots show the performance of the N -shot baseline as the shot count (N) increases from 0 to 100. For comparison, our method is also evaluated using different values of N for task embedding construction (default: $N=10$), while keeping $M=50$ fixed.

tives better capture the functional roles of attention heads, while task-agnostic approaches obscure important task-dependent behaviors.

6 EMPIRICAL FINDINGS AND EFFICIENCY ANALYSIS

In this section, we provide four additional analysis results, all based on Llama-3.1-8B.

Training dynamics of head selection. In Figure 4, we plot the validation loss and test accuracy of our method during the optimization of soft head-selection parameters. The figure shows training dynamics for three selected tasks, with the 10-shot baseline accuracies included for reference. While the training dynamics vary slightly across tasks, the overall trends are consistent: (1) At the beginning of training, head injection already yields relatively high accuracy compared to the 0-shot results in Table 2. This is because all soft head-selection parameters are initialized to 0.5, meaning the task embedding is equally mixed with the original head activation across all attention heads (see Equation 4). (2) As training progresses, validation loss decreases and test accuracy improves, indicating that gradient descent effectively tunes the selection parameters to identify meaningful head positions for injecting task-relevant information. The full set of training curves for all 57 tasks is provided in Appendix E.1, and some selected results for larger models are included in Appendix E.2.

Impact of shot count on task performance. Increasing the number of in-prompt examples (or shots) is a common strategy for improving few-shot ICL performance. While some studies (Agarwal et al., 2024) report further gains as the number of shots increases from *a few* to *many*, others (Zhang et al., 2025) observe that ICL performance plateaus after only a few examples. A plau-

sible explanation—also suggested by recent work (Zou et al., 2024)—is that the benefit of additional shots varies across tasks. To investigate this, we analyze whether increasing the shot count in the N -shot baseline can close the performance gap with our method. Figure 5 presents results for six selected tasks, with our method also evaluated using varying values of N for task embedding construction. For AG_News, Person-Instrument, and Conll2003_Organization, N -shot baseline performance improves as N increase, eventually matching ours at 100 shots. In contrast, tasks such as Capitalize_Last_Letter, Choose_Middle_Of_5, and Alphabetically_Last_5 show limited performance gains even with many-shot prompting. This suggests that increasing the number of shots from a few to many is not always effective, particularly given the additional time and memory costs. Interestingly, our method reaches peak performance with as few as $N = 2$ for most tasks, with Alphabetically_Last_5 being a notable exception where larger N yields further improvement.

Robustness to prompt count in task embedding construction. We construct task embeddings by averaging representations from $M = 50$ ICL prompts, each containing $N = 10$ input-output pairs. To assess the impact of the prompt count M in task embedding construction, we conduct an ablation study by varying M while keeping $N = 10$ fixed. As shown in Table 5, even a single 10-shot prompt ($M = 1$) achieves strong performance, outperforming the vanilla 10-shot baseline by 12.0%. Performance saturates beyond $M = 5$, closely matching that of our default setting ($M = 50$). These results suggest that the effectiveness of our method stems not from aggregating many demonstrations into the task embeddings, but from identifying effective soft head-selection parameters for each task.

Table 5: **Ablation of prompt count M used in task embedding construction.** Average accuracy is reported for 29 abstractive, 28 extractive, and all 57 tasks. We ablate our method by constructing task embeddings using 10-shot prompts ($N = 10$), varying M across $\{1, 3, 5, 10, 50\}$.

Task Type	0-shot	10-shot	Ours ($M=1$)	Ours ($M=3$)	Ours ($M=5$)	Ours ($M=10$)	Ours ($M=50$, default)
Abstractive (29 tasks)	2.7	76.1	86.5	87.1	87.4	87.2	88.0
Extractive (28 tasks)	17.3	77.3	91.0	91.7	92.1	92.3	92.1
All (57 tasks)	9.9	76.7	88.7	89.4	89.7	89.7	90.0

Computational efficiency. To evaluate the efficiency of our method, Table 6 reports the total runtime as the number of test prompts increases. Since both the task embedding and soft head-selection parameters are computed only once (Stages 1 and 2 of our method) and reused, their cost does not grow with the number of test prompts. This allows our method to scale efficiently, maintaining total runtime close to the 0-shot baseline and substantially lower than the 10-shot baseline. In contrast, FV incurs significant overhead from task embedding construction, while MTV is slowed by a suboptimal loop structure in its original codebase; even with code-level optimization, its runtime would remain slightly higher than ours. Our method is also lightweight at inference, requiring only 0.5 MB in float32 precision to store the task embeddings and head-selection parameters in Llama-3.1-8B. Overall, our approach achieves strong performance gains over few-shot ICL while maintaining the time and memory efficiency of 0-shot inference, particularly as the number of test prompts increases.

Table 6: **Runtime comparison as the number of test prompts increases.** Total runtime (in minutes) is reported for 1000, 5000, and 10000 prompts on AG_News using Llama-3.1-8B. Our method scales efficiently as the number of test prompts increases. All runtimes were measured on a single NVIDIA A6000 GPU.

# Test Prompts	0-shot	10-shot	FV	MTV	Ours
1000	15.7	24.8	269.8	41.9	<u>22.0</u>
5000	78.3	124.2	332.7	169.4	<u>88.6</u>
10000	156.7	248.4	411.2	328.8	<u>172.0</u>

7 CONCLUSION

This paper presents SITE (Soft Injection of Task Embeddings), which softly mixes pre-computed task embeddings with attention head activations using pre-optimized soft head-selection parameters. An extensive evaluation across 57 tasks and 12 LLMs demonstrate that SITE significantly outperforms 10-shot ICL, without requiring any in-prompt demonstrations during inference. Further analyses show that SITE also serves as a valuable tool for analyzing task-relevant attention heads. Overall, SITE offers a scalable and effective alternative to prompt-based ICL, with broad potential for both practical applications and interpretability research in LLMs.

REFERENCES

- Rishabh Agarwal, Avi Singh, Lei Zhang, Bernd Bohnet, Luis Rosias, Stephanie Chan, Biao Zhang, Ankesh Anand, Zaheer Abbas, Azade Nova, et al. Many-shot in-context learning. *Advances in Neural Information Processing Systems*, 37:76930–76966, 2024.
- Tom Brown, Benjamin Mann, Nick Ryder, Melanie Subbiah, Jared D Kaplan, Prafulla Dhariwal, Arvind Neelakantan, Pranav Shyam, Girish Sastry, Amanda Askell, et al. Language models are few-shot learners. *Advances in neural information processing systems*, 33:1877–1901, 2020.
- Alexis Conneau, Guillaume Lample, Marc’Aurelio Ranzato, Ludovic Denoyer, and Hervé Jégou. Word translation without parallel data. *arXiv preprint arXiv:1710.04087*, 2017.
- Qingxiu Dong, Lei Li, Damai Dai, Ce Zheng, Jingyuan Ma, Rui Li, Heming Xia, Jingjing Xu, Zhiyong Wu, Tianyu Liu, et al. A survey on in-context learning. *arXiv preprint arXiv:2301.00234*, 2022.
- Fabian Falck, Ziyu Wang, and Chris Holmes. Is in-context learning in large language models bayesian? a martingale perspective. *arXiv preprint arXiv:2406.00793*, 2024.
- Aaron Grattafiori, Abhimanyu Dubey, Abhinav Jauhri, Abhinav Pandey, Abhishek Kadian, Ahmad Al-Dahle, Aiesha Letman, Akhil Mathur, Alan Schelten, Alex Vaughan, et al. The llama 3 herd of models. *arXiv preprint arXiv:2407.21783*, 2024.
- Roe Hendel, Mor Geva, and Amir Globerson. In-context learning creates task vectors. *arXiv preprint arXiv:2310.15916*, 2023.
- Evan Hernandez, Arnab Sen Sharma, Tal Haklay, Kevin Meng, Martin Wattenberg, Jacob Andreas, Yonatan Belinkov, and David Bau. Linearity of relation decoding in transformer language models. In *The Twelfth International Conference on Learning Representations*.
- Or Honovich, Uri Shaham, Samuel R Bowman, and Omer Levy. Instruction induction: From few examples to natural language task descriptions. *arXiv preprint arXiv:2205.10782*, 2022.
- Brandon Huang, Chancharik Mitra, Leonid Karlinsky, Assaf Arbelle, Trevor Darrell, and Roei Herzig. Multimodal task vectors enable many-shot multimodal in-context learning. *Advances in Neural Information Processing Systems*, 37:22124–22153, 2024.
- Albert Q. Jiang, Alexandre Sablayrolles, Arthur Mensch, Chris Bamford, Devendra Singh Chaplot, Diego de las Casas, Florian Bressand, Gianna Lengyel, Guillaume Lample, Lucile Saulnier, Léo Renard Lavaud, Marie-Anne Lachaux, Pierre Stock, Teven Le Scao, Thibaut Lavril, Thomas Wang, Timothée Lacroix, and William El Sayed. Mistral 7b. *arXiv preprint arXiv:2310.06825*, 2023.
- Albert Q Jiang, Alexandre Sablayrolles, Antoine Roux, Arthur Mensch, Blanche Savary, Chris Bamford, Devendra Singh Chaplot, Diego de las Casas, Emma Bou Hanna, Florian Bressand, et al. Mixtral of experts. *arXiv preprint arXiv:2401.04088*, 2024.
- Diederik P Kingma. Adam: A method for stochastic optimization. *arXiv preprint arXiv:1412.6980*, 2014.
- Hanxiao Liu, Karen Simonyan, and Yiming Yang. Darts: Differentiable architecture search. *arXiv preprint arXiv:1806.09055*, 2018.
- Sewon Min, Xinxu Lyu, Ari Holtzman, Mikel Artetxe, Mike Lewis, Hannaneh Hajishirzi, and Luke Zettlemoyer. Rethinking the role of demonstrations: What makes in-context learning work? *arXiv preprint arXiv:2202.12837*, 2022.
- Kim Anh Nguyen, Sabine Schulte im Walde, and Ngoc Thang Vu. Distinguishing antonyms and synonyms in a pattern-based neural network. *arXiv preprint arXiv:1701.02962*, 2017.
- Catherine Olsson, Nelson Elhage, Neel Nanda, Nicholas Joseph, Nova DasSarma, Tom Henighan, Ben Mann, Amanda Askell, Yuntao Bai, Anna Chen, et al. In-context learning and induction heads. *arXiv preprint arXiv:2209.11895*, 2022.

-
- Reiner Pope, Sholto Douglas, Aakanksha Chowdhery, Jacob Devlin, James Bradbury, Jonathan Heek, Kefan Xiao, Shivani Agrawal, and Jeff Dean. Efficiently scaling transformer inference. *Proceedings of Machine Learning and Systems*, 5:606–624, 2023.
- Erik F Sang and Fien De Meulder. Introduction to the conll-2003 shared task: Language-independent named entity recognition. *arXiv preprint cs/0306050*, 2003.
- Aaditya K Singh, Ted Moskovitz, Felix Hill, Stephanie CY Chan, and Andrew M Saxe. What needs to go right for an induction head? a mechanistic study of in-context learning circuits and their formation. *arXiv preprint arXiv:2404.07129*, 2024.
- Richard Socher, Alex Perelygin, Jean Wu, Jason Chuang, Christopher D Manning, Andrew Y Ng, and Christopher Potts. Recursive deep models for semantic compositionality over a sentiment treebank. In *Proceedings of the 2013 conference on empirical methods in natural language processing*, pp. 1631–1642, 2013.
- Alon Talmor, Jonathan Herzig, Nicholas Lourie, and Jonathan Berant. Commonsenseqa: A question answering challenge targeting commonsense knowledge. *arXiv preprint arXiv:1811.00937*, 2018.
- Gemma Team, Aishwarya Kamath, Johan Ferret, Shreya Pathak, Nino Vieillard, Ramona Merhej, Sarah Perrin, Tatiana Matejovicova, Alexandre Ramé, Morgane Rivi re, et al. Gemma 3 technical report. *arXiv preprint arXiv:2503.19786*, 2025.
- Eric Todd, Millicent L Li, Arnab Sen Sharma, Aaron Mueller, Byron C Wallace, and David Bau. Function vectors in large language models. *arXiv preprint arXiv:2310.15213*, 2023.
- Noam Wies, Yoav Levine, and Amnon Shashua. The learnability of in-context learning. *Advances in Neural Information Processing Systems*, 36:36637–36651, 2023.
- Wenhao Wu, Yizhong Wang, Guangxuan Xiao, Hao Peng, and Yao Fu. Retrieval head mechanistically explains long-context factuality. *arXiv preprint arXiv:2404.15574*, 2024.
- Sang Michael Xie, Aditi Raghunathan, Percy Liang, and Tengyu Ma. An explanation of in-context learning as implicit bayesian inference. *arXiv preprint arXiv:2111.02080*, 2021.
- An Yang, Anfeng Li, Baosong Yang, Beichen Zhang, Binyuan Hui, Bo Zheng, Bowen Yu, Chang Gao, Chengen Huang, Chenxu Lv, et al. Qwen3 technical report. *arXiv preprint arXiv:2505.09388*, 2025.
- Xi Ye, Srinivasan Iyer, Asli Celikyilmaz, Ves Stoyanov, Greg Durrett, and Ramakanth Pasunuru. Complementary explanations for effective in-context learning. *arXiv preprint arXiv:2211.13892*, 2022.
- Xiang Zhang, Junbo Zhao, and Yann LeCun. Character-level convolutional networks for text classification. *Advances in neural information processing systems*, 28, 2015.
- Xiaoqing Zhang, Ang Lv, Yuhan Liu, Flood Sung, Wei Liu, Jian Luan, Shuo Shang, Xiuying Chen, and Rui Yan. More is not always better? enhancing many-shot in-context learning with differentiated and reweighting objectives. *arXiv preprint arXiv:2501.04070*, 2025.
- Zhenhong Zhou, Haiyang Yu, Xinghua Zhang, Rongwu Xu, Fei Huang, Kun Wang, Yang Liu, Junfeng Fang, and Yongbin Li. On the role of attention heads in large language model safety. *arXiv preprint arXiv:2410.13708*, 2024.
- Barret Zoph and Quoc V Le. Neural architecture search with reinforcement learning. *arXiv preprint arXiv:1611.01578*, 2016.
- Kaijian Zou, Muhammad Khalifa, and Lu Wang. Retrieval or global context understanding? on many-shot in-context learning for long-context evaluation. *arXiv preprint arXiv:2411.07130*, 2024.

CONTENTS

A	Additional experimental setup	14
A.1	Implementation details for FV, MTV, and SITE	14
A.2	Task descriptions for all 57 ICL tasks	14
A.3	Ablation study on prompt templates	19
B	Task-wise performance across 11 additional LLMs	19
C	Extended analysis of task-relevant head identification	31
C.1	Optimized soft head-selection values for all 57 tasks	31
C.2	Optimized soft head-selection values for larger language models	34
C.3	Task-wise performance of hard injection	35
D	Additional results on cross-task analysis	36
E	Extended results on head-selection training dynamics	37
E.1	Full results for all 57 tasks	37
E.2	Results with larger language models	40

A ADDITIONAL EXPERIMENTAL SETUP

A.1 IMPLEMENTATION DETAILS FOR FV, MTV, AND SITE

As described in Section 4.1, we follow the default configurations provided in the official code and papers for both FV (Todd et al., 2023) and MTV (Huang et al., 2024). For FV, we adopt the hyperparameter settings specified for Llama-2-7B in the official repository and apply them to our experiments on Llama-3.1-8B, as both models share the same number of attention layers and attention heads per layer. For MTV, we train the head-sampling distribution on the full training dataset for 100 iterations. After training, we independently sample 10 candidate head configurations and evaluate each on up to 100 validation examples, selecting the best-performing set. To avoid excessive runtime, we cap the number of validation examples at 100—an increase from the 50 used in MTV’s original repository. We adopt the same cap in our method’s implementation, where we select checkpoints during training based on validation loss computed from up to 100 validation samples.

A.2 TASK DESCRIPTIONS FOR ALL 57 ICL TASKS

We evaluate our method on all 57 ICL tasks provided in the official repository of FV (Todd et al., 2023), comprising 29 abstractive and 28 extractive tasks (see Table 2 of Section 4.2). Several of these tasks originate from prior work but were filtered or reformatted by FV, including AG_News (Zhang et al., 2015), Antonym (Nguyen et al., 2017), Synonym (Nguyen et al., 2017), Commonsense_QA (Talmor et al., 2018), English-French (Conneau et al., 2017), English-German (Conneau et al., 2017), English-Spanish (Conneau et al., 2017), Landmark-Country (Hernandez et al.), Person-Instrument (Hernandez et al.), Person-Occupation (Hernandez et al.), Person-Sport (Hernandez et al.), Product-Company (Hernandez et al.), Sentiment (Socher et al., 2013; Honovich et al., 2022), Conll2003_Location (Sang & De Meulder, 2003), Conll2003_Organization (Sang & De Meulder, 2003), and Conll2003_Person (Sang & De Meulder, 2003). The remaining tasks were constructed by FV. For completeness and clarity, we present task descriptions and input-output examples for all 57 tasks in Tables 7-11.

Table 7: **Task descriptions and input-output examples for 57 ICL tasks (part 1 of 5).** This table provides task names, descriptions, and representative input-output examples for the ICL tasks used in our experiments. The remaining tasks are provided in Tables 8-11.

Task Name	Task Description
	Input-Output Example
AG_News	Classify a news article based on its headline and opening sentences into one of: <i>World, Sports, Business, or Science/Technology</i> . Input: Surviving Biotech’s Downturns Charly Travers offers advice on withstanding the volatility of the biotech sector. Output: Business
Antonym	Generate the antonym of a given word. Input: overnight Output: daytime
Capitalize	Capitalize the given word. Input: without Output: Without
Capitalize_First_Letter	Generate the first letter of a given word in capital form. Input: deliver Output: D
Capitalize_Last_Letter	Generate the last letter of a given word in capital form. Input: clean Output: N
Capitalize_Second_Letter	Generate the second letter of a given word in capital form. Input: amazing Output: M

Table 8: **Task descriptions and input-output examples for 57 ICL tasks (part 2 of 5).** This table continues from Table 7, providing task names, descriptions, and representative input-output examples for the ICL tasks used in our experiments. The remaining tasks are provided in Tables 9-11.

Task Name	Task Description
	Input-Output Example
Commonsense_QA	Select the most plausible answer to a commonsense question from five given options. Input: Sammy wanted to go to where the people were. Where might he go? a: race track b: populated areas c: the desert d: apartment e: roadblock Output: b
Country-Capital	Generate the capital city of a given country. Input: United States of America Output: Washington, D.C.
Country-Currency	Generate the currency used in a given country. Input: Singapore Output: Singapore Dollar (SGD)
English-French	Translate the given English word into French. Input: know Output: savoir
English-German	Translate the given English word into German. Input: drink Output: trinken
English-Spanish	Translate the given English word into Spanish. Input: sometimes Output: a veces
Landmark-Country	Generate the country of a given landmark. Input: South East Forests National Park Output: Australia
Lowercase_First_Letter	Generate the first letter of a given word in lowercase. Input: CLEVER Output: c
Lowercase_Last_Letter	Generate the last letter of a given word in lowercase. Input: PILLOW Output: w
National_Parks	Generate the U.S. state of a given national park unit. Input: Glacier Bay National Park Output: Alaska
Next_Capital_Letter	Generate the next capital letter of the first letter in a given word. Input: microphone Output: N
Next_Item	Generate the next item in a known sequence (e.g., days, months, letters, or numbers). Input: Friday Output: Saturday
Park-Country	Generate the country of a given national park. Input: Dartmoor National Park Output: United Kingdom
Person-Instrument	Generate the musical instrument played by a given musician. Input: Andor Toth Output: violin
Person-Occupation	Generate the occupation of a given individual. Input: Li Yining Output: economist

Table 9: **Task descriptions and input-output examples for 57 ICL tasks (part 3 of 5).** This table continues from Tables 7-8, providing task names, descriptions, and representative input-output examples for the ICL tasks used in our experiments. The remaining tasks are provided in Tables 10-11

Task Name	Task Description
	Input-Output Example
Person-Sport	Generate the sport played by a given athlete. Input: Andrea Pirlo Output: soccer
Present-Past	Generate the past-tense form of a given present-tense verb. Input: write Output: wrote
Prev_Item	Generate the previous item in a known sequence (e.g., days, months, letters, or numbers). Input: april Output: march
Product-Company	Generate the company associated with a given commercial product. Input: Wii Balance Board Output: Nintendo
Sentiment	Generate the sentiment of a given movie review. Input: Very well-written and very well-acted. Output: positive
Singular-Plural	Generate the plural form of a given singular noun. Input: island Output: islands
Synonym	Generate the synonym of a given word. Input: identify Output: recognize
Word_Length	Generate the number of letters in a given word. Input: discuss Output: 7
Adjective_V_Verb_3	Select the adjective from a list of 3 words (1 adjective, 2 verbs). Input: prepare, faithful, develop Output: faithful
Adjective_V_Verb_5	Select the adjective from a list of 5 words (1 adjective, 4 verbs). Input: remember, teach, knowledgeable, doubt, write Output: knowledgeable
Alphabetically_First_3	Select the word that comes first in alphabetical order from a list of 3 words. Input: grapefruit, thoughtful, diligent Output: diligent
Alphabetically_First_5	Select the word that comes first in alphabetical order from a list of 5 words. Input: test, prepare, hammer, beyond, pigeon Output: beyond
Alphabetically_Last_3	Select the word that comes last in alphabetical order from a list of 3 words. Input: sample, garlic, cream Output: sample
Alphabetically_Last_5	Select the word that comes last in alphabetical order from a list of 5 words. Input: about, navy, gentle, duster, green Output: navy
Animal_V_Object_3	Select the animal from a list of 3 words (1 animal, 2 non-animals). Input: lettuce, basketball, dog Output: dog

Table 10: **Task descriptions and input-output examples for 57 ICL tasks (part 4 of 5).** This table continues from Tables 7-9, providing task names, descriptions, and representative input-output examples for the ICL tasks used in our experiments. The remaining tasks are provided in Table 11

Task Name	Task Description
	Input-Output Example
Animal_V_Object_5	Select the animal from a list of 5 words (1 animal, 4 non-animals). Input: soda, rice, potato, snorkel, sloth Output: sloth
Choose_First_Of_3	Select the first word from a list of 3 words. Input: ostrich, since, out Output: ostrich
Choose_First_Of_5	Select the first word from a list of 5 words. Input: reach, puzzle, passionate, silver, complete Output: reach
Choose_Last_Of_3	Select the last word from a list of 3 words. Input: salmon, rice, socks Output: socks
Choose_Last_Of_5	Select the last word from a list of 5 words. Input: spicy, cowardly, hoop, komodo, toward Output: toward
Choose_Middle_Of_3	Select the middle word from a list of 3 words. Input: garlic, candle, argue Output: candle
Choose_Middle_Of_5	Select the middle word from a list of 5 words. Input: table, qualify, airplane, harmonious, happy Output: airplane
Color_V_Animal_3	Select the color from a list of 3 words (1 color, 2 animals). Input: camel, penguin, brown Output: brown
Color_V_Animal_5	Select the color from a list of 5 words (1 color, 4 animals). Input: salamander, chinchilla, flamingo, black, tiger Output: black
Concept_V_Object_3	Select the concept from a list of 3 words (1 abstract concept, 2 concrete entities). Input: radio, whimsical, robot Output: whimsical
Concept_V_Object_5	Select the concept from a list of 5 words (1 abstract concept, 4 concrete entities). Input: towel, map, hammock, read, blanket Output: read
Conll2003_Location	Select the location entity from a given sentence. Input: Clinton arrives in Chicago on day of re-nomination. Output: Chicago
Conll2003_Organization	Select the organization entity from a given sentence. Input: Advertising revenues at The Times grew 20 percent. Output: The Times
Conll2003_Person	Select the person entity from a given sentence. Input: They contained \$ 650,000 in jewelry and \$ 40,000 in cash, Andrews said. Output: Andrews
Fruit_V_Animal_3	Select the fruit from a list of 3 words (1 fruit, 2 animals). Input: pineapple, iguana, leopard Output: pineapple

Table 11: **Task descriptions and input-output examples for 57 ICL tasks (part 5 of 5).** This table concludes the series from Tables 7-10, providing task names, descriptions, and representative input-output examples for the ICL tasks used in our experiments.

Task Name	Task Description
	Input-Output Example
Fruit_V_Animal_5	Select the fruit from a list of 5 words (1 fruit, 4 animals).
	Input: walrus, lizard, panther, lion, cranberry Output: cranberry
Object_V_Concept_3	Select the concrete entity from a list of 3 words (1 concrete entity, 2 abstract concepts).
	Input: need, lamp, beneath Output: lamp
Object_V_Concept_5	Select the concrete entity from a list of 5 words (1 concrete entity, 4 abstract concepts).
	Input: passionate, jigsaw, remove, expensive, fearless Output: jigsaw
Squad_Val	Retrieve the answer to a given question based on a provided context paragraph.
	Input: The Panthers offense, which led the NFL in scoring (500 points), was loaded with talent, boasting six Pro Bowl selections. Pro Bowl quarterback Cam Newton had one of his best seasons, throwing for 3,837 yards and rushing for 636, while recording a career-high and league-leading 45 total touchdowns (35 passing, 10 rushing), a career-low 10 interceptions, and a career-best quarterback rating of 99.4. Newton’s leading receivers were tight end Greg Olsen, who caught a career-high 77 passes for 1,104 yards and seven touchdowns, and wide receiver Ted Ginn, Jr., who caught 44 passes for 739 yards and 10 touchdowns; Ginn also rushed for 60 yards and returned 27 punts for 277 yards. Other key receivers included veteran Jerricho Cotchery (39 receptions for 485 yards), rookie Devin Funchess (31 receptions for 473 yards and five touchdowns), and second-year receiver Corey Brown (31 receptions for 447 yards). The Panthers backfield featured Pro Bowl running back Jonathan Stewart, who led the team with 989 rushing yards and six touchdowns in 13 games, along with Pro Bowl fullback Mike Tolbert, who rushed for 256 yards and caught 18 passes for another 154 yards. Carolina’s offensive line also featured two Pro Bowl selections: center Ryan Kalil and guard Trai Turner. What position does Jerricho Cotchery play? Output: receivers
Verb_V_Adjective_3	Select the verb from a list of 3 words (1 verb, 2 adjectives).
	Input: dirty, dance, diligent Output: dance
Verb_V_Adjective_5	Select the verb from a list of 5 words (1 verb, 4 adjectives).
	Input: heavy, overcome, quick, modern, dazzling Output: overcome

A.3 ABLATION STUDY ON PROMPT TEMPLATES

To assess the robustness of our method to prompt formatting, we conduct an ablation study using five prompt templates—each provided by FV (Todd et al., 2023)—including the default template used in all other experiments. These templates are listed in Table 12. For each template, we evaluate our method alongside 0-shot and 10-shot baselines across all 57 tasks using Llama-3.1-8B, with results reported in Table 13. Across all five templates, our method consistently achieves strong performance, with average accuracies ranging from 89.0% to 91.2%, significantly outperforming the 10-shot baseline (76.7%-77.8%). These results demonstrate the robustness of our method to variations in prompt format.

Table 12: **Prompt templates used in the ablation study.** Each template shows how a single input-output pair ($\{x_{ik}\}, \{y_{ik}\}$) is formatted. All templates are sourced from FV (Todd et al., 2023). Template 1 serves as the default prompt format used in all main experiments.

Prompt Template	Format of a single ($\{x_{ik}\}, \{y_{ik}\}$) pair
Template 1 (Default)	Q: $\{x_{ik}\}$ \n A: $\{y_{ik}\}$ \n \n
Template 2	question: $\{x_{ik}\}$ \n answer: $\{y_{ik}\}$ \n \n
Template 3	A: $\{x_{ik}\}$ \n B: $\{y_{ik}\}$ \n \n
Template 4	$\{x_{ik}\} \rightarrow \{y_{ik}\}$ \n \n
Template 5	input: $\{x_{ik}\}$ output: $\{y_{ik}\}$ \n

Table 13: **Results of prompt template ablation using Llama-3.1-8B.** Average accuracies for our method and the 0-shot/10-shot baselines are reported across five prompt templates. Results are shown for 29 abstractive tasks, 28 extractive tasks, and all 57 tasks, respectively. Our method consistently demonstrates strong performance across all templates.

Task Type	Template 1 (default)			Template 2			Template 3			Template 4			Template 5		
	0-shot	10-shot	Ours	0-shot	10-shot	Ours	0-shot	10-shot	Ours	0-shot	10-shot	Ours	0-shot	10-shot	Ours
Abstractive	2.7	76.1	88.0	3.6	77.0	87.8	3.7	75.1	87.4	3.3	75.9	87.6	2.4	76.4	86.3
Extractive	17.3	77.3	92.1	26.9	76.6	90.9	23.2	79.2	93.0	5.0	78.7	94.8	25.0	79.2	91.7
All (57 tasks)	9.9	<u>76.7</u>	90.0	15.0	<u>76.8</u>	89.3	13.3	<u>77.1</u>	90.2	4.2	<u>77.3</u>	91.2	13.5	<u>77.8</u>	89.0

B TASK-WISE PERFORMANCE ACROSS 11 ADDITIONAL LLMs

Figure 2 in Section 4.2 shows the average performance of our method across all 57 tasks, compared to the 0-shot and 10-shot baselines, for all 12 LLMs listed in Table 1. Task-wise results for Llama-3.1-8B are presented in Table 2 of Section 4.2, while results for the remaining 11 LLMs are provided in Tables 14-24.

Table 14: **Task-wise performance on 57 ICL tasks using Gemma-3-4B-pt.** Our method is evaluated alongside 0-shot and 10-shot baselines. (a) Results on 29 abstractive tasks. (b) Results on 28 extractive tasks. The best results are shown in **bold**, and the second-best results are underlined.

(a) Abstractive task results				(b) Extractive task results			
Task Name	0-shot	10-shot	Ours	Task Name	0-shot	10-shot	Ours
AG_News	0.3	79.7	84.3	Adjective_V_Verb_3	16.7	74.3	95.2
Antonym	0.4	66.3	66.7	Adjective_V_Verb_5	15.2	66.7	94.3
Capitalize	1.2	99.4	99.4	Alphabetically_First_3	24.3	29.5	33.3
Capitalize_First_Letter	1.2	99.4	99.4	Alphabetically_First_5	22.9	23.3	28.6
Capitalize_Last_Letter	0.6	15.8	71.9	Alphabetically_Last_3	21.9	30.5	37.1
Capitalize_Second_Letter	0.0	25.5	64.2	Alphabetically_Last_5	11.9	19.1	29.5
Commonsense_QA	30.5	67.5	59.8	Animal_V_Object_3	10.5	70.5	98.1
Country-Capital	0.0	92.9	88.1	Animal_V_Object_5	16.7	64.8	95.7
Country-Currency	0.0	81.0	78.6	Choose_First_Of_3	65.2	99.5	100.0
English-French	0.5	81.2	75.7	Choose_First_Of_5	82.9	98.6	100.0
English-German	0.4	75.5	69.9	Choose_Last_Of_3	4.8	96.7	99.5
English-Spanish	0.3	84.3	81.6	Choose_Last_Of_5	0.0	92.4	100.0
Landmark-Country	1.7	82.3	78.3	Choose_Middle_Of_3	1.4	55.7	94.8
Lowercase_First_Letter	0.0	100.0	100.0	Choose_Middle_Of_5	0.5	21.9	51.9
Lowercase_Last_Letter	0.6	37.4	94.7	Color_V_Animal_3	12.9	83.8	100.0
National_Parks	7.4	79.0	79.0	Color_V_Animal_5	11.0	84.3	99.1
Next_Capital_Letter	2.3	1.8	35.7	Concept_V_Object_3	20.5	70.5	94.8
Next_Item	0.0	89.4	91.5	Concept_V_Object_5	17.1	62.9	95.7
Park-Country	21.7	82.2	77.1	Conll2003_Location	9.3	82.1	91.3
Person-Instrument	0.9	65.4	69.2	Conll2003_Organization	12.6	75.6	88.4
Person-Occupation	0.0	52.3	64.5	Conll2003_Person	12.9	87.9	95.7
Person-Sport	0.0	94.0	98.5	Fruit_V_Animal_3	6.2	74.8	98.6
Present-Past	1.6	100.0	100.0	Fruit_V_Animal_5	3.3	71.0	99.5
Prev_Item	0.0	66.0	83.0	Object_V_Concept_3	15.2	71.4	97.1
Product-Company	2.8	78.9	78.9	Object_V_Concept_5	14.8	61.9	96.2
Sentiment	0.0	95.9	94.7	Squad_Val	53.1	85.8	86.0
Singular-Plural	2.3	100.0	100.0	Verb_V_Adjective_3	11.4	67.1	98.1
Synonym	6.8	50.0	52.3	Verb_V_Adjective_5	5.2	71.0	98.6
Word_Length	0.0	18.1	28.1				
Average	2.9	<u>71.1</u>	78.1	Average	17.9	<u>67.6</u>	85.6

Table 15: **Task-wise performance on 57 ICL tasks using Gemma-3-4B-it.** Our method is evaluated alongside 0-shot and 10-shot baselines. (a) Results on 29 abstractive tasks. (b) Results on 28 extractive tasks. The best results are shown in **bold**, and the second-best results are underlined.

(a) Abstractive task results				(b) Extractive task results			
Task Name	0-shot	10-shot	Ours	Task Name	0-shot	10-shot	Ours
AG_News	0.0	75.4	84.9	Adjective_V_Verb_3	3.8	77.6	97.6
Antonym	0.0	66.3	70.2	Adjective_V_Verb_5	15.7	72.9	95.7
Capitalize	0.0	99.4	99.4	Alphabetically_First_3	21.9	28.1	31.9
Capitalize_First_Letter	4.7	96.5	100.0	Alphabetically_First_5	22.9	21.4	26.7
Capitalize_Last_Letter	2.9	18.1	79.0	Alphabetically_Last_3	12.9	39.1	39.5
Capitalize_Second_Letter	7.3	18.8	93.9	Alphabetically_Last_5	16.7	25.7	29.1
Commonsense_QA	59.6	68.8	61.6	Animal_V_Object_3	21.9	81.0	98.6
Country-Capital	0.0	90.5	90.5	Animal_V_Object_5	23.3	91.0	97.1
Country-Currency	0.0	69.1	78.6	Choose_First_Of_3	31.0	99.5	100.0
English-French	0.3	81.4	71.4	Choose_First_Of_5	25.7	99.5	100.0
English-German	0.1	75.7	64.2	Choose_Last_Of_3	10.0	99.1	100.0
English-Spanish	0.0	84.2	81.2	Choose_Last_Of_5	15.7	94.8	100.0
Landmark-Country	0.0	76.6	74.9	Choose_Middle_Of_3	7.6	70.0	94.3
Lowercase_First_Letter	0.0	99.4	100.0	Choose_Middle_Of_5	12.4	35.2	66.7
Lowercase_Last_Letter	0.0	39.8	90.6	Color_V_Animal_3	17.1	71.4	100.0
National_Parks	0.0	69.5	70.5	Color_V_Animal_5	13.8	79.5	99.1
Next_Capital_Letter	2.3	4.7	65.5	Concept_V_Object_3	27.6	61.9	97.6
Next_Item	2.1	97.9	95.7	Concept_V_Object_5	34.3	75.2	93.3
Park-Country	0.0	76.4	72.6	Conll2003_Location	7.7	86.4	92.4
Person-Instrument	0.0	48.6	57.0	Conll2003_Organization	19.7	77.8	88.2
Person-Occupation	0.0	39.5	62.8	Conll2003_Person	23.1	93.4	96.4
Person-Sport	0.0	94.0	97.0	Fruit_V_Animal_3	11.4	74.8	97.6
Present-Past	0.0	100.0	98.4	Fruit_V_Animal_5	4.8	82.9	100.0
Prev_Item	2.1	74.5	87.2	Object_V_Concept_3	3.3	77.6	97.6
Product-Company	2.8	72.5	66.1	Object_V_Concept_5	3.3	67.6	96.2
Sentiment	0.0	91.0	94.3	Squad_Val	71.7	87.9	86.4
Singular-Plural	0.0	100.0	97.7	Verb_V_Adjective_3	3.8	69.5	95.7
Synonym	6.0	50.3	51.7	Verb_V_Adjective_5	6.7	71.4	99.1
Word_Length	0.0	38.0	68.4				
Average	3.1	<u>69.5</u>	80.2	Average	17.5	<u>71.9</u>	86.3

Table 16: **Task-wise performance on 57 ICL tasks using Mistral-7B-v0.3.** Our method is evaluated alongside 0-shot and 10-shot baselines. (a) Results on 29 abstractive tasks. (b) Results on 28 extractive tasks. The best results are shown in **bold**, and the second-best results are underlined.

(a) Abstractive task results				(b) Extractive task results			
Task Name	0-shot	10-shot	Ours	Task Name	0-shot	10-shot	Ours
AG_News	0.4	81.0	88.9	Adjective_V_Verb_3	34.8	76.7	98.1
Antonym	7.9	68.3	67.9	Adjective_V_Verb_5	16.7	79.1	97.1
Capitalize	6.5	100.0	100.0	Alphabetically_First_3	31.0	32.9	53.8
Capitalize_First_Letter	6.5	90.0	99.4	Alphabetically_First_5	20.5	22.9	86.2
Capitalize_Last_Letter	0.6	33.9	86.6	Alphabetically_Last_3	24.8	27.1	45.7
Capitalize_Second_Letter	0.6	27.9	96.4	Alphabetically_Last_5	11.0	18.6	51.4
Commonsense_QA	21.1	70.8	59.0	Animal_V_Object_3	24.3	71.9	96.7
Country-Capital	4.8	90.5	88.1	Animal_V_Object_5	24.3	88.1	99.1
Country-Currency	0.0	78.6	78.6	Choose_First_Of_3	81.4	100.0	100.0
English-French	0.3	79.8	77.7	Choose_First_Of_5	73.8	100.0	99.1
English-German	1.4	74.0	63.2	Choose_Last_Of_3	2.9	99.5	100.0
English-Spanish	0.3	84.6	79.6	Choose_Last_Of_5	1.9	97.1	100.0
Landmark-Country	0.0	85.1	82.9	Choose_Middle_Of_3	5.7	42.9	98.6
Lowercase_First_Letter	0.0	83.0	100.0	Choose_Middle_Of_5	0.5	33.3	70.5
Lowercase_Last_Letter	0.0	49.1	95.3	Color_V_Animal_3	28.6	84.3	99.1
National_Parks	1.1	79.0	77.9	Color_V_Animal_5	17.6	85.2	99.1
Next_Capital_Letter	0.6	5.3	98.8	Concept_V_Object_3	19.1	77.6	99.1
Next_Item	0.0	97.9	97.9	Concept_V_Object_5	17.1	88.1	97.1
Park-Country	0.0	87.3	79.6	Conll2003_Location	9.7	87.2	94.5
Person-Instrument	0.0	75.7	76.6	Conll2003_Organization	9.3	77.1	92.0
Person-Occupation	0.0	59.9	70.0	Conll2003_Person	9.7	92.1	97.6
Person-Sport	0.0	92.5	97.0	Fruit_V_Animal_3	29.1	87.1	98.6
Present-Past	1.6	98.4	100.0	Fruit_V_Animal_5	13.3	93.3	98.6
Prev_Item	0.0	91.5	95.7	Object_V_Concept_3	27.6	81.4	98.6
Product-Company	0.9	82.6	80.7	Object_V_Concept_5	14.3	81.0	97.6
Sentiment	0.0	94.7	93.9	Squad_Val	58.4	84.9	88.9
Singular-Plural	2.3	97.7	97.7	Verb_V_Adjective_3	24.3	67.6	97.1
Synonym	1.7	51.2	47.9	Verb_V_Adjective_5	9.1	80.0	98.1
Word_Length	0.0	31.6	63.7				
Average	2.0	<u>73.8</u>	84.2	Average	22.9	<u>73.5</u>	91.1

Table 17: **Task-wise performance on 57 ICL tasks using Mistral-7B-Instruct-v0.3.** Our method is evaluated alongside 0-shot and 10-shot baselines. (a) Results on 29 abstractive tasks. (b) Results on 28 extractive tasks. The best results are shown in **bold**, and the second-best results are underlined.

(a) Abstractive task results				(b) Extractive task results			
Task Name	0-shot	10-shot	Ours	Task Name	0-shot	10-shot	Ours
AG_News	0.0	79.5	88.4	Adjective_V_Verb_3	14.8	78.6	99.1
Antonym	1.2	69.8	70.0	Adjective_V_Verb_5	1.0	83.8	98.1
Capitalize	31.8	99.4	100.0	Alphabetically_First_3	16.7	31.9	45.2
Capitalize_First_Letter	30.6	98.2	99.4	Alphabetically_First_5	4.8	24.8	88.6
Capitalize_Last_Letter	0.6	30.4	90.6	Alphabetically_Last_3	11.4	31.4	48.1
Capitalize_Second_Letter	1.8	26.1	95.8	Alphabetically_Last_5	6.7	22.4	42.4
Commonsense_QA	24.0	71.8	66.1	Animal_V_Object_3	10.5	84.3	97.1
Country-Capital	4.8	88.1	88.1	Animal_V_Object_5	4.3	94.8	98.1
Country-Currency	0.0	78.6	71.4	Choose_First_Of_3	41.4	99.5	99.1
English-French	0.4	82.4	79.3	Choose_First_Of_5	8.6	96.2	99.1
English-German	1.5	75.5	60.5	Choose_Last_Of_3	5.2	88.1	100.0
English-Spanish	0.3	85.4	80.0	Choose_Last_Of_5	1.0	87.1	100.0
Landmark-Country	0.0	84.6	80.6	Choose_Middle_Of_3	5.7	45.2	96.2
Lowercase_First_Letter	0.0	97.7	100.0	Choose_Middle_Of_5	1.9	41.0	96.7
Lowercase_Last_Letter	0.0	42.7	95.3	Color_V_Animal_3	14.3	82.4	100.0
National_Parks	1.1	80.0	75.8	Color_V_Animal_5	1.9	91.4	99.5
Next_Capital_Letter	0.0	4.1	97.7	Concept_V_Object_3	8.1	88.1	97.6
Next_Item	0.0	97.9	95.7	Concept_V_Object_5	5.2	90.5	99.1
Park-Country	0.0	84.7	80.9	Conll2003_Location	5.6	84.0	95.2
Person-Instrument	1.9	71.0	75.7	Conll2003_Organization	9.7	79.6	92.8
Person-Occupation	0.6	54.7	66.3	Conll2003_Person	22.3	89.9	97.7
Person-Sport	0.0	92.5	94.0	Fruit_V_Animal_3	13.8	94.3	99.1
Present-Past	3.3	98.4	100.0	Fruit_V_Animal_5	1.0	97.6	100.0
Prev_Item	4.3	89.4	97.9	Object_V_Concept_3	15.2	78.6	98.1
Product-Company	0.0	79.8	81.7	Object_V_Concept_5	3.3	84.3	98.1
Sentiment	0.0	94.3	94.3	Squad_Val	60.4	87.5	88.1
Singular-Plural	7.0	100.0	97.7	Verb_V_Adjective_3	10.0	68.1	96.7
Synonym	1.2	53.2	49.5	Verb_V_Adjective_5	2.9	79.5	97.6
Word_Length	0.6	53.2	62.6				
Average	4.0	<u>74.6</u>	84.0	Average	11.0	<u>75.2</u>	91.7

Table 18: **Task-wise performance on 57 ICL tasks using Llama-3.1-8B-Instruct.** Our method is evaluated alongside 0-shot and 10-shot baselines. (a) Results on 29 abstractive tasks. (b) Results on 28 extractive tasks. The best results are shown in **bold**, and the second-best results are underlined.

(a) Abstractive task results				(b) Extractive task results			
Task Name	0-shot	10-shot	Ours	Task Name	0-shot	10-shot	Ours
AG_News	0.0	77.6	90.0	Adjective_V_Verb_3	14.3	87.6	100.0
Antonym	0.4	70.8	71.6	Adjective_V_Verb_5	13.3	91.0	97.1
Capitalize	0.6	99.4	99.4	Alphabetically_First_3	26.7	37.6	51.4
Capitalize_First_Letter	2.4	100.0	100.0	Alphabetically_First_5	18.6	22.4	92.4
Capitalize_Last_Letter	2.3	49.7	95.3	Alphabetically_Last_3	16.2	37.6	49.1
Capitalize_Second_Letter	1.8	49.7	100.0	Alphabetically_Last_5	11.0	28.6	74.3
Commonsense_QA	71.3	74.0	72.0	Animal_V_Object_3	21.9	95.7	99.5
Country-Capital	2.4	90.5	90.5	Animal_V_Object_5	6.7	96.7	100.0
Country-Currency	0.0	81.0	85.7	Choose_First_Of_3	19.5	97.6	100.0
English-French	0.7	83.1	82.0	Choose_First_Of_5	9.1	97.1	100.0
English-German	0.7	76.7	70.1	Choose_Last_Of_3	29.5	93.3	100.0
English-Spanish	0.2	84.8	84.3	Choose_Last_Of_5	26.2	94.3	100.0
Landmark-Country	0.0	88.0	82.9	Choose_Middle_Of_3	15.2	53.3	99.1
Lowercase_First_Letter	0.0	100.0	99.4	Choose_Middle_Of_5	9.5	33.8	96.7
Lowercase_Last_Letter	0.0	60.2	97.1	Color_V_Animal_3	29.5	99.5	100.0
National_Parks	1.1	86.3	75.8	Color_V_Animal_5	8.6	97.6	100.0
Next_Capital_Letter	1.2	2.9	99.4	Concept_V_Object_3	26.2	91.9	99.5
Next_Item	0.0	97.9	97.9	Concept_V_Object_5	17.1	95.2	97.1
Park-Country	1.3	89.2	84.1	Conll2003_Location	10.2	90.1	94.7
Person-Instrument	0.0	82.2	88.8	Conll2003_Organization	33.6	80.6	93.7
Person-Occupation	0.0	65.1	77.3	Conll2003_Person	22.9	93.4	97.5
Person-Sport	0.0	95.5	97.0	Fruit_V_Animal_3	4.8	99.5	99.1
Present-Past	1.6	100.0	100.0	Fruit_V_Animal_5	0.5	98.1	99.5
Prev_Item	4.3	91.5	95.7	Object_V_Concept_3	26.7	94.8	98.6
Product-Company	1.8	84.4	84.4	Object_V_Concept_5	17.1	94.8	99.5
Sentiment	0.0	94.7	97.1	Squad_Val	76.6	87.8	90.1
Singular-Plural	4.7	100.0	95.4	Verb_V_Adjective_3	10.5	96.7	98.6
Synonym	32.1	53.3	55.1	Verb_V_Adjective_5	8.6	97.1	99.1
Word_Length	0.0	74.3	83.6				
Average	4.5	<u>79.4</u>	88.0	Average	18.9	<u>81.6</u>	93.8

Table 19: **Task-wise performance on 57 ICL tasks using Qwen3-8B.** Our method is evaluated alongside 0-shot and 10-shot baselines. (a) Results on 29 abstractive tasks. (b) Results on 28 extractive tasks. The best results are shown in **bold**, and the second-best results are underlined.

(a) Abstractive task results				(b) Extractive task results			
Task Name	0-shot	10-shot	Ours	Task Name	0-shot	10-shot	Ours
AG_News	0.0	77.8	87.7	Adjective_V_Verb_3	0.5	77.6	98.1
Antonym	0.0	69.4	66.5	Adjective_V_Verb_5	0.0	87.1	98.6
Capitalize	19.4	99.4	98.8	Alphabetically_First_3	5.2	31.0	42.4
Capitalize_First_Letter	16.5	97.7	100.0	Alphabetically_First_5	2.4	20.5	89.5
Capitalize_Last_Letter	4.1	24.6	93.0	Alphabetically_Last_3	2.9	38.1	42.4
Capitalize_Second_Letter	11.5	30.3	97.6	Alphabetically_Last_5	2.4	20.0	80.0
Commonsense_QA	42.2	80.8	79.8	Animal_V_Object_3	1.4	96.7	95.7
Country-Capital	4.8	88.1	88.1	Animal_V_Object_5	0.5	98.1	96.7
Country-Currency	0.0	81.0	64.3	Choose_First_Of_3	5.7	95.7	100.0
English-French	0.3	82.3	69.4	Choose_First_Of_5	1.0	94.8	100.0
English-German	0.7	73.3	57.5	Choose_Last_Of_3	2.4	91.4	100.0
English-Spanish	0.2	84.4	73.9	Choose_Last_Of_5	1.4	66.2	100.0
Landmark-Country	0.0	81.1	77.7	Choose_Middle_Of_3	2.9	62.9	99.5
Lowercase_First_Letter	0.0	98.8	100.0	Choose_Middle_Of_5	0.5	31.4	98.1
Lowercase_Last_Letter	0.0	60.2	97.7	Color_V_Animal_3	2.9	99.5	100.0
National_Parks	0.0	79.0	70.5	Color_V_Animal_5	4.3	98.6	100.0
Next_Capital_Letter	0.6	8.8	92.4	Concept_V_Object_3	1.0	91.9	100.0
Next_Item	0.0	95.7	95.7	Concept_V_Object_5	0.0	90.5	95.7
Park-Country	0.0	80.9	70.1	Conll2003_Location	7.7	91.0	95.1
Person-Instrument	0.0	62.6	62.6	Conll2003_Organization	15.1	83.6	90.7
Person-Occupation	0.0	46.5	60.5	Conll2003_Person	26.8	94.0	96.6
Person-Sport	0.0	89.6	97.0	Fruit_V_Animal_3	6.7	100.0	100.0
Present-Past	1.6	100.0	98.4	Fruit_V_Animal_5	5.2	99.5	99.5
Prev_Item	4.3	97.9	93.6	Object_V_Concept_3	0.0	91.4	97.1
Product-Company	0.0	77.1	80.7	Object_V_Concept_5	0.0	93.8	96.7
Sentiment	0.0	95.1	95.9	Squad_Val	38.1	90.7	88.3
Singular-Plural	4.7	97.7	90.7	Verb_V_Adjective_3	1.9	91.9	99.5
Synonym	0.2	49.0	48.3	Verb_V_Adjective_5	0.0	97.1	96.2
Word_Length	0.0	67.8	73.7				
Average	3.8	<u>75.1</u>	82.1	Average	5.0	<u>79.5</u>	92.7

Table 20: **Task-wise performance on 57 ICL tasks using Qwen3-32B.** Our method is evaluated alongside 0-shot and 10-shot baselines. (a) Results on 29 abstractive tasks. (b) Results on 28 extractive tasks. The best results are shown in **bold**, and the second-best results are underlined.

(a) Abstractive task results				(b) Extractive task results			
Task Name	0-shot	10-shot	Ours	Task Name	0-shot	10-shot	Ours
AG_News	0.1	81.8	88.2	Adjective_V_Verb_3	6.2	78.1	99.5
Antonym	8.5	67.1	65.7	Adjective_V_Verb_5	4.8	81.0	98.1
Capitalize	4.7	93.5	99.4	Alphabetically_First_3	7.1	38.1	97.6
Capitalize_First_Letter	6.5	97.7	100.0	Alphabetically_First_5	3.3	22.9	92.9
Capitalize_Last_Letter	7.0	24.0	95.3	Alphabetically_Last_3	5.2	36.2	43.3
Capitalize_Second_Letter	3.0	29.1	97.0	Alphabetically_Last_5	2.4	17.6	71.0
Commonsense_QA	38.9	86.2	84.5	Animal_V_Object_3	11.0	97.6	99.1
Country-Capital	7.1	76.2	90.5	Animal_V_Object_5	11.0	98.6	98.6
Country-Currency	0.0	81.0	81.0	Choose_First_Of_3	14.8	95.7	100.0
English-French	0.4	80.2	77.2	Choose_First_Of_5	6.7	95.2	100.0
English-German	0.5	76.1	66.2	Choose_Last_Of_3	1.4	92.9	100.0
English-Spanish	0.0	82.9	80.1	Choose_Last_Of_5	2.9	85.7	100.0
Landmark-Country	0.0	84.0	81.1	Choose_Middle_Of_3	1.4	56.2	100.0
Lowercase_First_Letter	0.6	89.5	99.4	Choose_Middle_Of_5	0.0	32.9	98.1
Lowercase_Last_Letter	0.6	39.8	95.3	Color_V_Animal_3	4.8	96.2	100.0
National_Parks	0.0	83.2	79.0	Color_V_Animal_5	8.6	97.6	99.5
Next_Capital_Letter	2.3	2.9	98.3	Concept_V_Object_3	1.9	88.1	99.1
Next_Item	0.0	85.1	95.7	Concept_V_Object_5	1.0	97.1	98.1
Park-Country	0.0	84.1	77.7	Conll2003_Location	2.1	89.4	95.7
Person-Instrument	0.0	56.1	71.0	Conll2003_Organization	8.7	83.8	92.3
Person-Occupation	0.0	36.6	69.2	Conll2003_Person	15.1	93.8	96.8
Person-Sport	0.0	88.1	95.5	Fruit_V_Animal_3	5.2	100.0	100.0
Present-Past	0.0	83.6	98.4	Fruit_V_Animal_5	6.2	100.0	99.5
Prev_Item	0.0	78.7	97.9	Object_V_Concept_3	4.3	96.2	99.5
Product-Company	0.0	83.5	84.4	Object_V_Concept_5	2.9	94.3	98.6
Sentiment	2.0	93.9	92.2	Squad_Val	31.6	90.8	90.5
Singular-Plural	2.3	97.7	95.4	Verb_V_Adjective_3	0.5	91.4	100.0
Synonym	1.2	47.5	50.2	Verb_V_Adjective_5	1.4	98.6	99.5
Word_Length	0.0	77.8	73.1				
Average	3.0	<u>72.0</u>	85.5	Average	6.2	<u>80.2</u>	95.3

Table 21: **Task-wise performance on 57 ICL tasks using Mixtral-8x7B-v0.1.** Our method is evaluated alongside 0-shot and 10-shot baselines. (a) Results on 29 abstractive tasks. (b) Results on 28 extractive tasks. The best results are shown in **bold**, and the second-best results are underlined.

(a) Abstractive task results				(b) Extractive task results			
Task Name	0-shot	10-shot	Ours	Task Name	0-shot	10-shot	Ours
AG_News	0.3	81.5	89.9	Adjective_V_Verb_3	26.2	84.3	99.5
Antonym	3.8	70.4	67.3	Adjective_V_Verb_5	18.1	83.8	97.6
Capitalize	8.8	99.4	100.0	Alphabetically_First_3	28.1	37.1	46.2
Capitalize_First_Letter	8.2	97.7	100.0	Alphabetically_First_5	20.5	22.9	89.1
Capitalize_Last_Letter	0.6	39.2	91.8	Alphabetically_Last_3	16.2	39.1	51.0
Capitalize_Second_Letter	0.0	32.1	95.8	Alphabetically_Last_5	13.8	20.5	46.2
Commonsense_QA	39.5	73.9	61.8	Animal_V_Object_3	21.4	94.3	97.1
Country-Capital	4.8	90.5	85.7	Animal_V_Object_5	24.8	91.9	98.1
Country-Currency	0.0	83.3	83.3	Choose_First_Of_3	65.7	99.1	100.0
English-French	0.2	84.3	82.0	Choose_First_Of_5	73.3	99.1	100.0
English-German	0.8	78.2	74.4	Choose_Last_Of_3	2.9	99.5	100.0
English-Spanish	0.2	86.4	87.6	Choose_Last_Of_5	2.4	95.7	99.5
Landmark-Country	0.0	90.3	85.1	Choose_Middle_Of_3	4.3	50.5	98.1
Lowercase_First_Letter	0.0	93.6	100.0	Choose_Middle_Of_5	1.4	28.1	89.5
Lowercase_Last_Letter	0.0	46.2	94.7	Color_V_Animal_3	22.9	97.6	100.0
National_Parks	1.1	85.3	79.0	Color_V_Animal_5	9.1	97.1	99.5
Next_Capital_Letter	1.8	5.3	98.3	Concept_V_Object_3	18.6	76.2	99.1
Next_Item	0.0	97.9	97.9	Concept_V_Object_5	13.8	86.7	95.7
Park-Country	0.0	91.7	87.9	Conll2003_Location	6.8	88.6	93.7
Person-Instrument	0.0	84.1	87.9	Conll2003_Organization	12.3	77.2	92.3
Person-Occupation	0.0	77.9	82.6	Conll2003_Person	8.1	93.8	97.9
Person-Sport	0.0	95.5	98.5	Fruit_V_Animal_3	31.0	97.1	99.1
Present-Past	1.6	100.0	100.0	Fruit_V_Animal_5	6.7	97.1	99.5
Prev_Item	2.1	97.9	97.9	Object_V_Concept_3	22.9	91.4	99.1
Product-Company	0.0	89.9	88.1	Object_V_Concept_5	12.9	86.7	97.1
Sentiment	0.0	96.3	95.1	Squad_Val	58.9	86.2	87.5
Singular-Plural	2.3	100.0	100.0	Verb_V_Adjective_3	8.1	70.5	96.7
Synonym	0.7	54.6	49.5	Verb_V_Adjective_5	4.3	90.0	98.6
Word_Length	0.0	75.4	74.3				
Average	2.6	<u>79.3</u>	87.5	Average	19.8	<u>77.9</u>	91.7

Table 22: **Task-wise performance on 57 ICL tasks using Mixtral-8x7B-Instruct-v0.1.** Our method is evaluated alongside 0-shot and 10-shot baselines. (a) Results on 29 abstractive tasks. (b) Results on 28 extractive tasks. The best results are shown in **bold**, and the second-best results are underlined.

(a) Abstractive task results				(b) Extractive task results			
Task Name	0-shot	10-shot	Ours	Task Name	0-shot	10-shot	Ours
AG_News	0.0	81.3	89.2	Adjective_V_Verb_3	30.0	87.6	97.1
Antonym	0.0	72.4	67.7	Adjective_V_Verb_5	17.6	89.5	98.1
Capitalize	4.7	99.4	100.0	Alphabetically_First_3	21.9	39.1	39.1
Capitalize_First_Letter	8.2	99.4	100.0	Alphabetically_First_5	14.3	24.8	77.6
Capitalize_Last_Letter	0.6	25.7	87.1	Alphabetically_Last_3	14.8	30.5	48.6
Capitalize_Second_Letter	0.6	27.9	92.1	Alphabetically_Last_5	8.6	24.3	42.9
Commonsense_QA	56.8	73.9	67.5	Animal_V_Object_3	12.9	93.3	97.6
Country-Capital	4.8	90.5	83.3	Animal_V_Object_5	8.1	95.7	98.6
Country-Currency	0.0	73.8	81.0	Choose_First_Of_3	59.5	98.1	98.6
English-French	0.0	84.7	82.0	Choose_First_Of_5	35.7	94.8	99.1
English-German	0.2	77.2	71.5	Choose_Last_Of_3	5.7	97.1	100.0
English-Spanish	0.1	85.8	85.4	Choose_Last_Of_5	6.7	95.7	100.0
Landmark-Country	0.0	92.0	82.3	Choose_Middle_Of_3	1.9	53.3	97.1
Lowercase_First_Letter	0.0	97.1	100.0	Choose_Middle_Of_5	2.4	28.1	79.1
Lowercase_Last_Letter	0.0	48.0	97.7	Color_V_Animal_3	20.0	98.6	100.0
National_Parks	2.1	80.0	76.8	Color_V_Animal_5	1.0	96.7	99.1
Next_Capital_Letter	0.6	5.3	99.4	Concept_V_Object_3	16.7	86.2	99.1
Next_Item	0.0	97.9	95.7	Concept_V_Object_5	7.1	92.9	96.7
Park-Country	0.0	90.5	87.9	Conll2003_Location	6.5	89.4	94.1
Person-Instrument	0.0	84.1	88.8	Conll2003_Organization	7.6	80.6	93.9
Person-Occupation	0.0	74.4	82.6	Conll2003_Person	20.8	92.6	96.6
Person-Sport	0.0	95.5	98.5	Fruit_V_Animal_3	17.1	97.1	97.1
Present-Past	0.0	100.0	100.0	Fruit_V_Animal_5	1.0	97.6	98.6
Prev_Item	0.0	93.6	95.7	Object_V_Concept_3	13.8	92.4	97.1
Product-Company	0.0	91.7	88.1	Object_V_Concept_5	6.7	87.6	96.2
Sentiment	0.0	94.7	93.9	Squad_Val	59.3	84.8	87.3
Singular-Plural	0.0	100.0	100.0	Verb_V_Adjective_3	14.8	71.4	97.6
Synonym	0.2	51.7	47.9	Verb_V_Adjective_5	2.4	85.7	100.0
Word_Length	0.0	58.5	65.5				
Average	2.7	<u>77.5</u>	86.5	Average	15.5	<u>78.8</u>	90.2

Table 23: **Task-wise performance on 57 ICL tasks using Llama-3.1-70B.** Our method is evaluated alongside 0-shot and 10-shot baselines. (a) Results on 29 abstractive tasks. (b) Results on 28 extractive tasks. The best results are shown in **bold**, and the second-best results are underlined.

(a) Abstractive task results				(b) Extractive task results			
Task Name	0-shot	10-shot	Ours	Task Name	0-shot	10-shot	Ours
AG_News	0.4	84.3	91.0	Adjective_V_Verb_3	29.1	89.1	100.0
Antonym	16.7	71.6	71.4	Adjective_V_Verb_5	17.1	86.7	100.0
Capitalize	0.0	99.4	100.0	Alphabetically_First_3	30.0	37.1	98.6
Capitalize_First_Letter	0.6	100.0	100.0	Alphabetically_First_5	22.4	30.5	96.7
Capitalize_Last_Letter	0.0	35.1	97.7	Alphabetically_Last_3	23.3	34.8	62.9
Capitalize_Second_Letter	0.0	37.6	98.2	Alphabetically_Last_5	12.9	23.8	93.8
Commonsense_QA	31.1	78.7	73.9	Animal_V_Object_3	22.4	98.6	97.6
Country-Capital	4.8	92.9	92.9	Animal_V_Object_5	21.9	97.1	99.1
Country-Currency	0.0	78.6	83.3	Choose_First_Of_3	81.9	100.0	100.0
English-French	0.3	85.5	85.6	Choose_First_Of_5	88.6	100.0	100.0
English-German	1.0	81.5	80.0	Choose_Last_Of_3	0.0	94.8	100.0
English-Spanish	0.3	89.8	89.2	Choose_Last_Of_5	0.0	99.1	100.0
Landmark-Country	0.0	89.1	84.0	Choose_Middle_Of_3	0.5	68.1	98.6
Lowercase_First_Letter	0.0	98.8	100.0	Choose_Middle_Of_5	0.0	36.2	98.1
Lowercase_Last_Letter	0.0	42.7	99.4	Color_V_Animal_3	26.7	99.5	100.0
National_Parks	20.0	81.1	75.8	Color_V_Animal_5	13.3	98.6	100.0
Next_Capital_Letter	0.6	9.4	100.0	Concept_V_Object_3	20.5	93.3	99.1
Next_Item	4.3	95.7	95.7	Concept_V_Object_5	18.1	91.9	97.6
Park-Country	48.4	91.7	86.0	Conll2003_Location	20.6	92.3	96.8
Person-Instrument	0.0	79.4	83.2	Conll2003_Organization	36.9	85.1	93.6
Person-Occupation	0.0	66.9	83.7	Conll2003_Person	13.7	95.0	98.7
Person-Sport	0.0	97.0	98.5	Fruit_V_Animal_3	17.6	100.0	99.5
Present-Past	1.6	100.0	100.0	Fruit_V_Animal_5	6.7	99.5	99.5
Prev_Item	2.1	97.9	97.9	Object_V_Concept_3	21.4	98.6	99.1
Product-Company	1.8	90.8	88.1	Object_V_Concept_5	15.7	89.1	99.1
Sentiment	0.0	98.0	96.3	Squad_Val	48.8	88.4	90.4
Singular-Plural	2.3	100.0	97.7	Verb_V_Adjective_3	22.4	90.5	100.0
Synonym	2.7	55.6	60.3	Verb_V_Adjective_5	12.9	96.7	99.5
Word_Length	0.0	77.2	87.1				
Average	4.8	<u>79.5</u>	89.5	Average	23.0	<u>82.7</u>	97.1

Table 24: **Task-wise performance on 57 ICL tasks using Llama-3.1-70B-Instruct.** Our method is evaluated alongside 0-shot and 10-shot baselines. (a) Results on 29 abstractive tasks. (b) Results on 28 extractive tasks. The best results are shown in **bold**, and the second-best results are underlined.

(a) Abstractive task results				(b) Extractive task results			
Task Name	0-shot	10-shot	Ours	Task Name	0-shot	10-shot	Ours
AG_News	0.4	83.6	91.4	Adjective_V_Verb_3	26.7	94.8	99.5
Antonym	23.4	70.6	71.0	Adjective_V_Verb_5	8.1	95.7	99.5
Capitalize	4.1	100.0	99.4	Alphabetically_First_3	18.1	37.6	96.7
Capitalize_First_Letter	3.5	100.0	100.0	Alphabetically_First_5	6.2	25.7	96.2
Capitalize_Last_Letter	0.6	54.4	97.7	Alphabetically_Last_3	14.3	38.6	93.3
Capitalize_Second_Letter	0.6	41.8	98.8	Alphabetically_Last_5	0.5	21.0	78.6
Commonsense_QA	76.0	80.8	77.6	Animal_V_Object_3	5.2	99.5	99.1
Country-Capital	7.1	90.5	88.1	Animal_V_Object_5	1.0	100.0	99.5
Country-Currency	0.0	76.2	85.7	Choose_First_Of_3	27.6	98.6	100.0
English-French	0.3	86.2	86.3	Choose_First_Of_5	17.6	98.6	100.0
English-German	1.4	81.2	80.4	Choose_Last_Of_3	5.2	94.8	100.0
English-Spanish	0.5	88.6	88.2	Choose_Last_Of_5	2.9	92.4	100.0
Landmark-Country	1.7	88.0	84.6	Choose_Middle_Of_3	1.4	60.5	100.0
Lowercase_First_Letter	0.0	100.0	100.0	Choose_Middle_Of_5	1.4	31.9	99.5
Lowercase_Last_Letter	0.0	77.8	98.3	Color_V_Animal_3	3.8	99.1	100.0
National_Parks	6.3	83.2	76.8	Color_V_Animal_5	0.5	98.1	100.0
Next_Capital_Letter	1.2	18.1	98.8	Concept_V_Object_3	3.8	96.2	100.0
Next_Item	6.4	97.9	95.7	Concept_V_Object_5	1.4	97.1	99.1
Park-Country	3.8	89.8	84.1	Conll2003_Location	24.3	92.1	97.1
Person-Instrument	0.0	76.6	81.3	Conll2003_Organization	40.9	81.4	94.2
Person-Occupation	0.0	63.4	72.7	Conll2003_Person	21.9	96.9	98.1
Person-Sport	0.0	97.0	98.5	Fruit_V_Animal_3	5.2	100.0	99.5
Present-Past	3.3	93.4	100.0	Fruit_V_Animal_5	1.4	100.0	99.5
Prev_Item	8.5	97.9	97.9	Object_V_Concept_3	13.3	99.1	99.1
Product-Company	1.8	87.2	88.1	Object_V_Concept_5	4.8	94.8	100.0
Sentiment	0.0	94.3	95.9	Squad_Val	66.8	88.9	91.4
Singular-Plural	4.7	100.0	100.0	Verb_V_Adjective_3	11.9	94.3	99.1
Synonym	9.4	55.0	57.1	Verb_V_Adjective_5	4.3	97.1	99.5
Word_Length	0.0	87.1	83.6				
Average	5.7	<u>81.4</u>	88.9	Average	12.2	<u>83.0</u>	97.8

C EXTENDED ANALYSIS OF TASK-RELEVANT HEAD IDENTIFICATION

C.1 OPTIMIZED SOFT HEAD-SELECTION VALUES FOR ALL 57 TASKS

In this section, we present extended results of Figure 3 in Section 5.1, showing the optimized values of the soft head-selection parameters for all 57 tasks using Llama-3.1-8B. The full set of results is provided in Figures 6-8

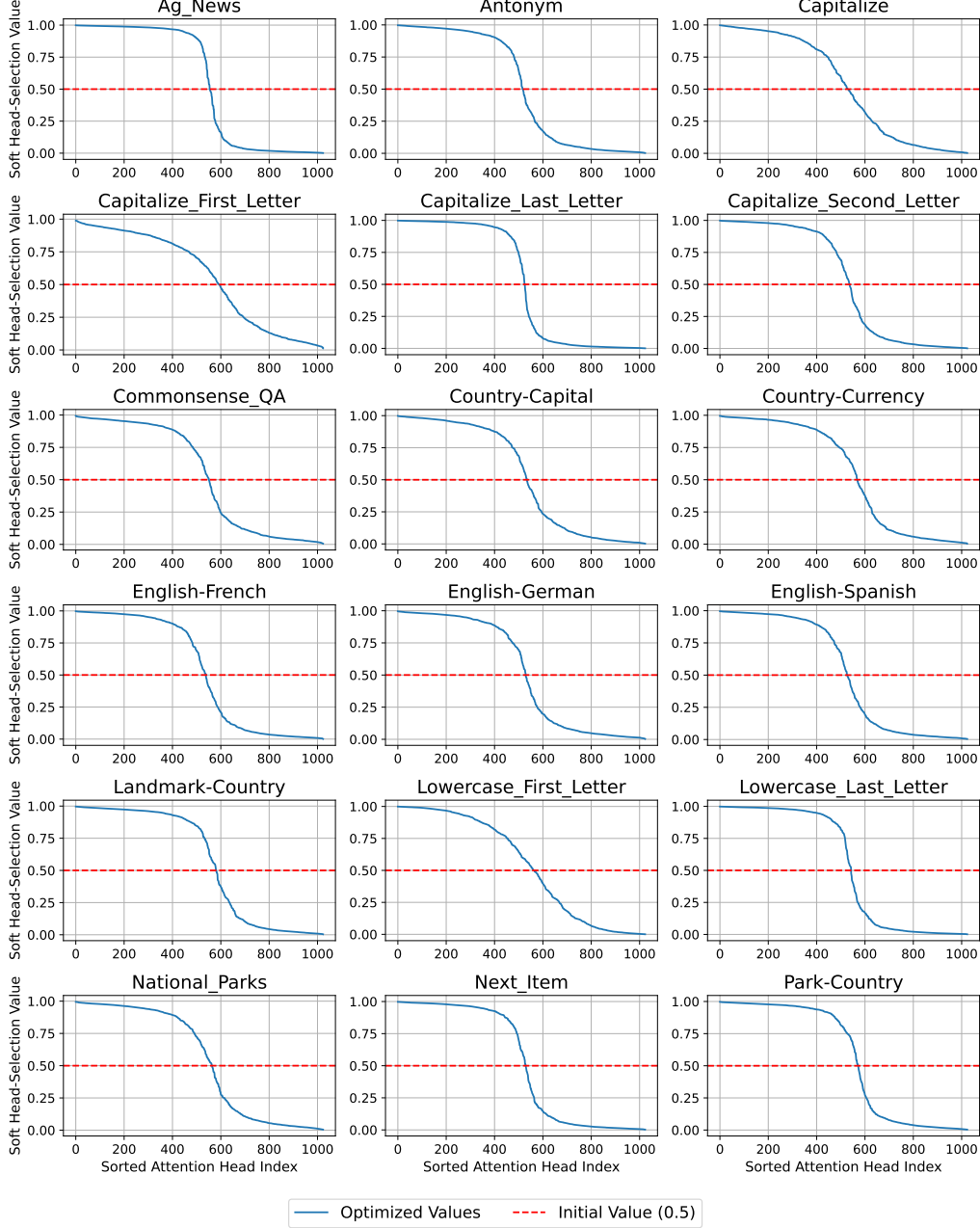


Figure 6: **Optimized values of soft head-selection parameters for 57 ICL tasks (part 1 of 3).** Each plot shows the optimized values of the soft head-selection parameters for all 1024 attention heads in Llama-3.1-8B, sorted in descending order. Dashed lines indicate the initial value of 0.5 assigned to all selection parameters at the start of training. Plots for the remaining tasks are provided in Figures 7-8.

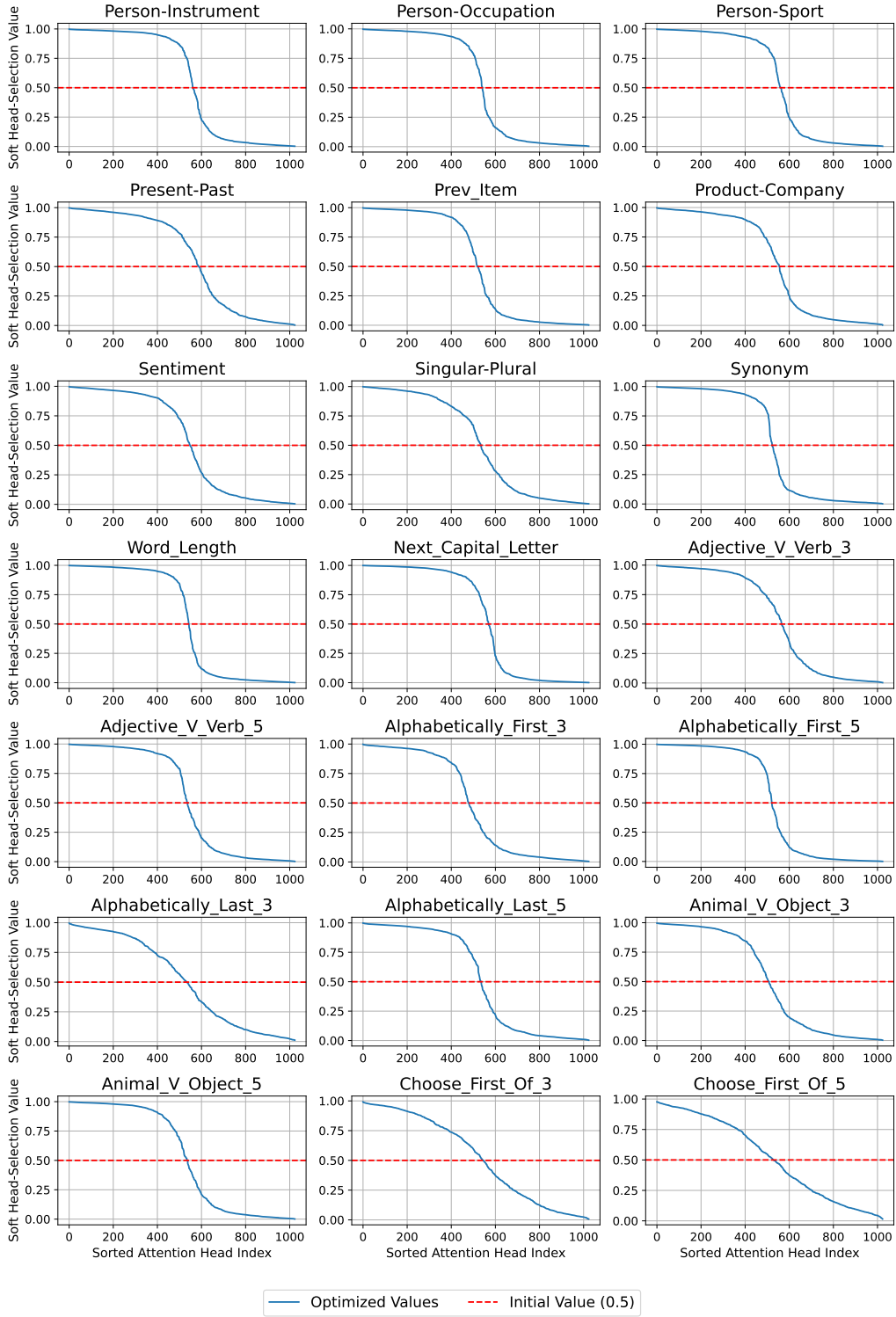


Figure 7: **Optimized values of soft head-selection parameters for 57 ICL tasks (part 2 of 3).** This figure continues from Figure 6. Each plot shows the optimized values of the soft head-selection parameters for all 1024 attention heads in Llama-3.1-8B, sorted in descending order. Dashed lines indicate the initial value of 0.5 assigned to all selection parameters at the start of training. Plots for the remaining tasks are provided in Figure 8.

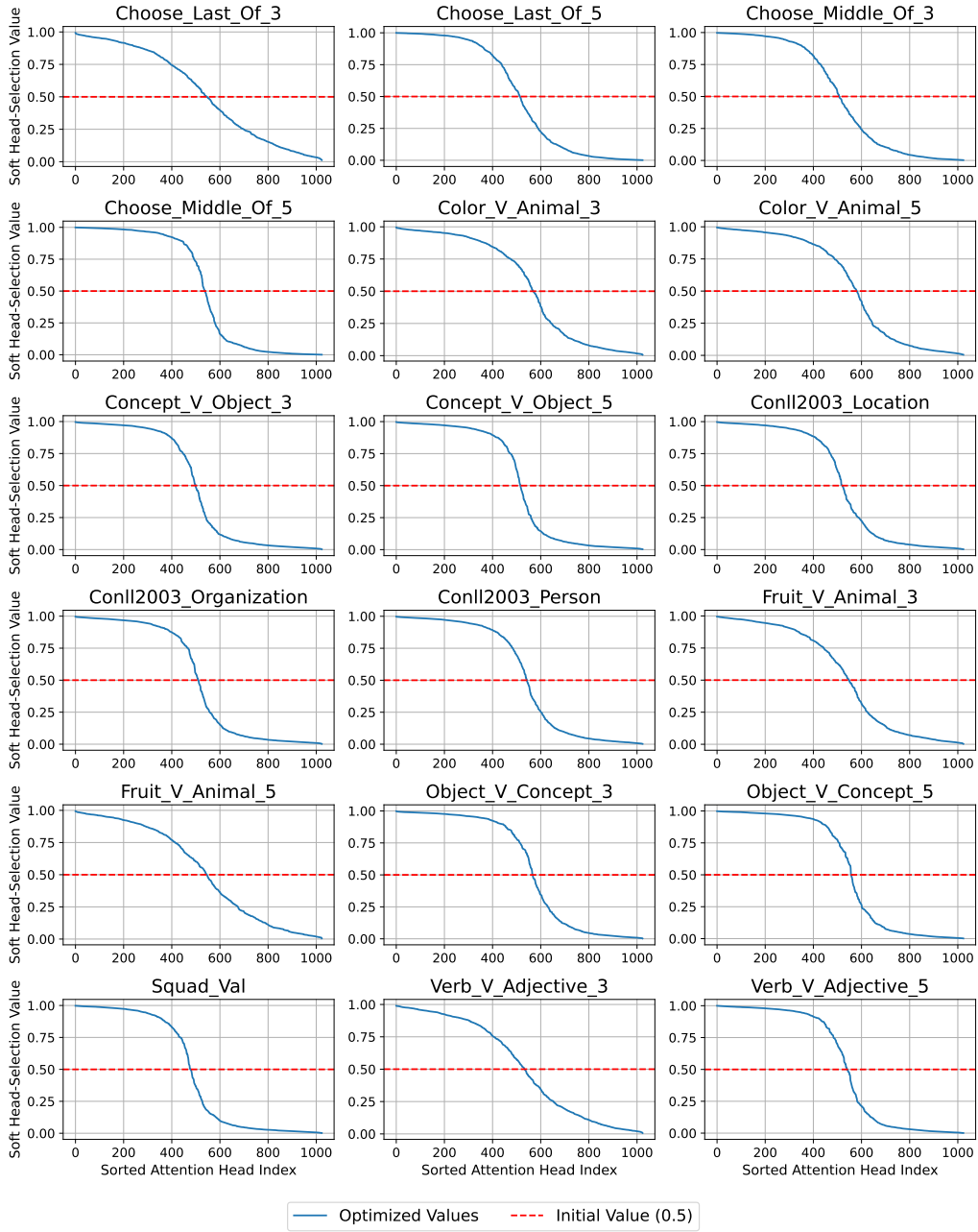


Figure 8: **Optimized values of soft head-selection parameters for 57 ICL tasks (part 3 of 3).** This figure concludes the series from Figures 6-7. Each plot shows the optimized values of the soft head-selection parameters for all 1024 attention heads in Llama-3.1-8B, sorted in descending order. Dashed lines indicate the initial value of 0.5 assigned to all selection parameters at the start of training.

C.2 OPTIMIZED SOFT HEAD-SELECTION VALUES FOR LARGER LANGUAGE MODELS

Figures 9-11 present the optimized values of the soft head-selection parameters for larger models—Qwen3-32B, Mixtral-8x7B-v0.1, and Llama-3.1-70B—across six selected tasks. The resulting plots exhibit consistent overall trends, similar to those observed with Llama-3.1-8B in Section 5.1.

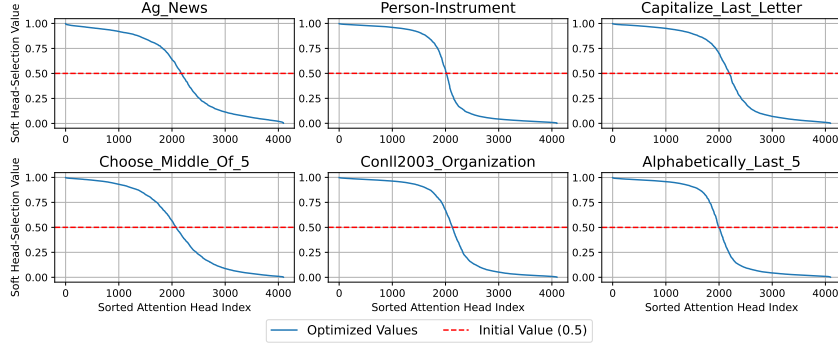


Figure 9: **Optimized values of soft head-selection parameters for six ICL tasks using Qwen3-32B.** Each plot shows the optimized values of the soft head-selection parameters for all 4096 attention heads in Qwen3-32B, sorted in descending order. Dashed lines indicate the initial value of 0.5 assigned to all selection parameters at the start of training.

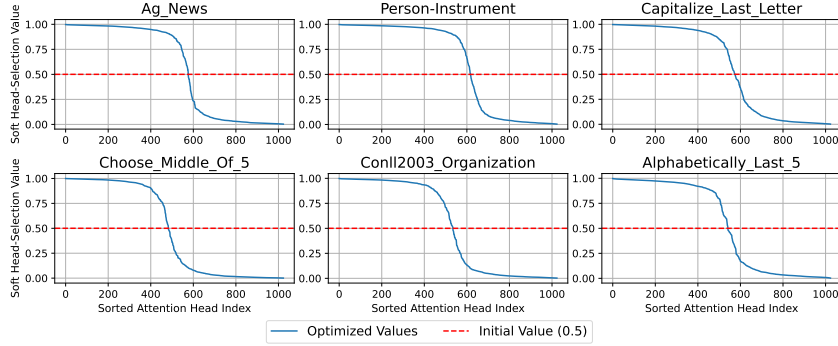


Figure 10: **Optimized values of soft head-selection parameters for six ICL tasks using Mixtral-8x7B-v0.1.** Each plot shows the optimized values of the soft head-selection parameters for all 1024 attention heads in Mixtral-8x7B-v0.1, sorted in descending order. Dashed lines indicate the initial value of 0.5 assigned to all selection parameters at the start of training.

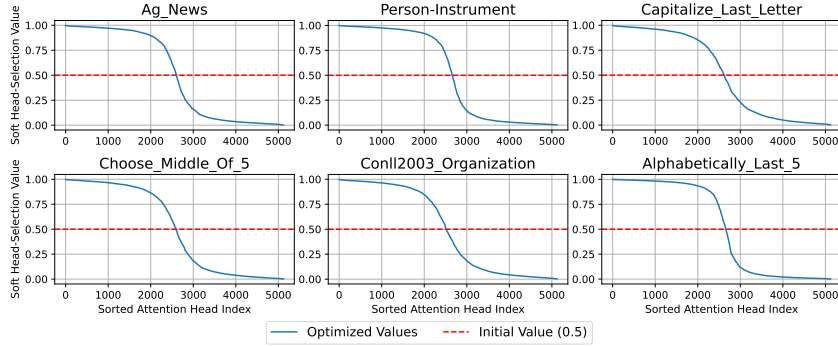


Figure 11: **Optimized values of soft head-selection parameters for six ICL tasks using Llama-3.1-70B.** Each plot shows the optimized values of the soft head-selection parameters for all 5120 attention heads in Llama-3.1-70B, sorted in descending order. Dashed lines indicate the initial value of 0.5 assigned to all selection parameters at the start of training.

C.3 TASK-WISE PERFORMANCE OF HARD INJECTION

In this section, we present the task-wise performance of the *hard injection* variant described in Section 5.1, evaluated across all 57 tasks using Llama-3.1-8B. Table 25 presents the results in comparison with our default soft injection method, as well as the 0-shot and 10-shot baselines. Note that the hard injection variant uses binary (0 or 1) head-selection parameters, obtained by thresholding the optimized soft head-selection parameters at 0.5.

Table 25: **Task-wise performance of the hard injection variant across 57 ICL tasks using Llama-3.1-8B.** We compare the hard injection variant with our default soft injection method, as well as the 0-shot and 10-shot baselines. ‘**Ours (Hard)**’ denotes the hard injection variant described in Section 5.1, while ‘**Ours**’ refers to the default soft injection method. (a) Results on 29 abstractive tasks. (b) Results on 28 extractive tasks. The best results are shown in **bold**, and the second-best results are underlined.

(a) Abstractive task results					(b) Extractive task results				
Task Name	0-shot	10-shot	Ours	Ours (Hard)	Task Name	0-shot	10-shot	Ours	Ours (Hard)
AG_News	0.4	79.1	88.7	88.2	Adjective_V_Verb_3	14.3	87.6	99.5	97.1
Antonym	0.0	69.6	71.2	70.0	Adjective_V_Verb_5	9.1	84.8	98.1	94.3
Capitalize	5.3	99.4	100.0	100.0	Alphabetically_First_3	21.9	42.4	57.1	52.9
Capitalize_First_Letter	10.0	100.0	100.0	100.0	Alphabetically_First_5	16.7	18.6	90.5	84.8
Capitalize_Last_Letter	1.2	24.0	93.0	87.7	Alphabetically_Last_3	16.2	36.2	47.6	46.2
Capitalize_Second_Letter	1.2	28.5	97.0	97.0	Alphabetically_Last_5	10.5	23.3	44.3	39.1
Commonsense_QA	40.3	72.3	62.7	61.8	Animal_V_Object_3	12.4	79.5	99.0	98.6
Country-Capital	4.8	92.9	95.2	92.9	Animal_V_Object_5	19.1	81.0	98.1	98.1
Country-Currency	0.0	78.6	81.0	81.0	Choose_First_Of_3	52.9	98.6	100.0	100.0
English-French	0.5	81.7	81.7	81.2	Choose_First_Of_5	52.4	97.6	100.0	99.5
English-German	1.2	75.5	69.3	68.2	Choose_Last_Of_3	1.0	97.6	100.0	100.0
English-Spanish	0.2	84.1	83.1	82.9	Choose_Last_Of_5	3.8	94.3	100.0	100.0
Landmark-Country	0.0	92.6	86.9	86.3	Choose_Middle_Of_3	2.9	52.4	99.0	98.6
Lowercase_First_Letter	0.0	99.4	100.0	100.0	Choose_Middle_Of_5	4.3	33.3	90.0	83.8
Lowercase_Last_Letter	0.0	39.8	96.5	94.7	Color_V_Animal_3	16.7	95.7	99.5	99.5
National_Parks	0.0	86.3	81.1	81.1	Color_V_Animal_5	15.7	91.0	99.5	99.1
Next_Capital_Letter	0.6	2.9	98.8	98.8	Concept_V_Object_3	14.3	83.8	99.5	99.1
Next_Item	2.1	97.9	97.9	97.9	Concept_V_Object_5	17.6	83.3	93.8	91.9
Park-Country	0.0	89.8	84.7	84.1	Conll2003_Location	21.8	87.7	94.3	93.4
Person-Instrument	0.0	83.2	87.9	87.9	Conll2003_Organization	39.3	77.5	91.4	90.6
Person-Occupation	0.0	64.5	80.8	80.2	Conll2003_Person	12.4	91.7	97.3	96.4
Person-Sport	0.0	95.5	97.0	97.0	Fruit_V_Animal_3	23.3	82.9	99.0	99.1
Present-Past	3.3	100.0	100.0	98.4	Fruit_V_Animal_5	10.0	79.1	99.5	97.6
Prev_Item	2.1	97.9	97.9	97.9	Object_V_Concept_3	17.6	97.6	100.0	100.0
Product-Company	0.0	87.2	88.1	88.1	Object_V_Concept_5	5.7	92.4	98.1	98.1
Sentiment	0.0	95.1	96.3	96.3	Squad_Val	39.4	85.4	86.7	84.1
Singular-Plural	2.3	100.0	100.0	97.7	Verb_V_Adjective_3	11.4	94.3	97.6	97.1
Synonym	1.8	50.3	53.0	51.2	Verb_V_Adjective_5	1.9	93.8	99.0	98.1
Word_Length	0.0	38.6	82.5	81.9					
Average	2.7	76.1	88.0	<u>87.2</u>	Average	17.3	77.3	92.1	<u>90.6</u>

D ADDITIONAL RESULTS ON CROSS-TASK ANALYSIS

In Table 26, we present the results of the cross-task analysis for 12 additional tasks using Llama-3.1-8B, following the procedure described in Section 5.2. As explained there, cross-task analysis evaluates each evaluation task using its own task embedding (i.e., *what* to inject), while applying soft head-selection parameters (i.e., *where* to inject) derived from other injection tasks. We vary the injection task across all 57 tasks and report the top-3 and bottom-3 injection tasks based on accuracy. The overall trends are consistent with those reported in Table 3 of Section 5.2.

Table 26: Cross-task analysis for additional 12 evaluation tasks using Llama-3.1-8B. For each evaluation task, soft head-selection parameters are swapped with those from other tasks—changing *where* task information is injected, but not *what* is injected. The table reports the top-3 and bottom-3 injection tasks based on accuracy, with task names and corresponding scores shown.

Evaluation Task	Task Description	Top-3 Injection Tasks (Acc %)	Bottom-3 Injection Tasks (Acc %)
Adjective_V_Verb_3	Select the adjective from a list of 3 words (1 adjective, 2 verbs)	Adjective_V_Verb_3 (99.5) Adjective_V_Verb_5 (99.0) Fruit_V_Animal_5 (89.0)	Verb_V_Adjective_3 (0.5) Verb_V_Adjective_5 (7.6) Squad_Val (15.7)
Verb_V_Adjective_3	Select the verb from a list of 3 words (1 verb, 2 adjectives)	Verb_V_Adjective_5 (99.5) Verb_V_Adjective_3 (97.6) Color_V_Animal_5 (80.5)	Adjective_V_Verb_3 (0.5) Adjective_V_Verb_5 (4.8) Synonym (14.8)
Alphabetically_First_3	Select the word that comes first in alphabetical order from a list of 3 words	Alphabetically_First_5 (86.7) Alphabetically_First_3 (57.1) Next_Item (45.2)	Alphabetically_Last_3 (20.5) Alphabetically_Last_5 (23.3) Park-Country (24.8)
Alphabetically_Last_3	Select the word that comes last in alphabetical order from a list of 3 words	Alphabetically_Last_5 (50.0) Alphabetically_Last_3 (47.6) Park-Country (38.6)	Alphabetically_First_5 (1.0) Alphabetically_First_3 (16.2) English-French (23.3)
Concept_V_Object_3	Select the concept from a list of 3 words (1 abstract concept, 2 concrete entities)	Concept_V_Object_3 (99.5) Concept_V_Object_5 (98.1) Animal_V_Object_5 (71.9)	Object_V_Concept_5 (0.5) Object_V_Concept_3 (2.9) English-French (13.8)
Concept_V_Object_5	Select the concept from a list of 5 words (1 abstract concept, 4 concrete entities)	Concept_V_Object_3 (95.2) Concept_V_Object_5 (93.8) Animal_V_Object_5 (73.3)	Object_V_Concept_5 (2.4) Object_V_Concept_3 (6.2) Park-Country (6.7)
Object_V_Concept_3	Select the concrete entity from a list of 3 words (1 concrete entity, 2 abstract concepts)	Object_V_Concept_3 (100.0) Object_V_Concept_5 (99.0) Color_V_Animal_3 (95.7)	Concept_V_Object_3 (5.7) Concept_V_Object_5 (8.6) Squad_Val (15.2)
Object_V_Concept_5	Select the concrete entity from a list of 5 words (1 concrete entity, 4 abstract concepts)	Object_V_Concept_5 (98.1) Object_V_Concept_3 (96.2) Fruit_V_Animal_3 (92.4)	Concept_V_Object_3 (3.3) Concept_V_Object_5 (3.8) Squad_Val (10.5)
Capitalize_First_Letter	Generate the first letter of a given word in capital form	Capitalize_First_Letter (100.0) Lowercase_First_Letter (100.0) Capitalize (100.0)	Choose_Middle_Of_3 (0.0) Conll2003_Organization (0.0) Person-Sport (0.0)
Lowercase_First_Letter	Generate the first letter of a given word in lowercase	Lowercase_First_Letter (100.0) Capitalize_First_Letter (100.0) Capitalize (100.0)	Conll2003_Organization (0.0) Person-Sport (0.0) Next_Capital_Letter (0.6)
Capitalize_Last_Letter	Generate the last letter of a given word in capital form	Capitalize_Last_Letter (93.0) Lowercase_Last_Letter (86.0) Choose_Middle_Of_5 (37.4)	Choose_Middle_Of_3 (0.0) Choose_First_Of_5 (0.0) Conll2003_Organization (0.6)
Lowercase_Last_Letter	Generate the last letter of a given word in lowercase	Lowercase_Last_Letter (96.5) Capitalize_Last_Letter (93.6) National_Parks (50.3)	Conll2003_Organization (0.0) Conll2003_Location (0.0) Prev_Item (0.0)

E EXTENDED RESULTS ON HEAD-SELECTION TRAINING DYNAMICS

E.1 FULL RESULTS FOR ALL 57 TASKS

In this section, we present extended results of Figure 4 in Section 6, showing the training dynamics—validation loss and test accuracy curves—for all 57 tasks using Llama-3.1-8B. The full set of results is provided in Figures 12-14.

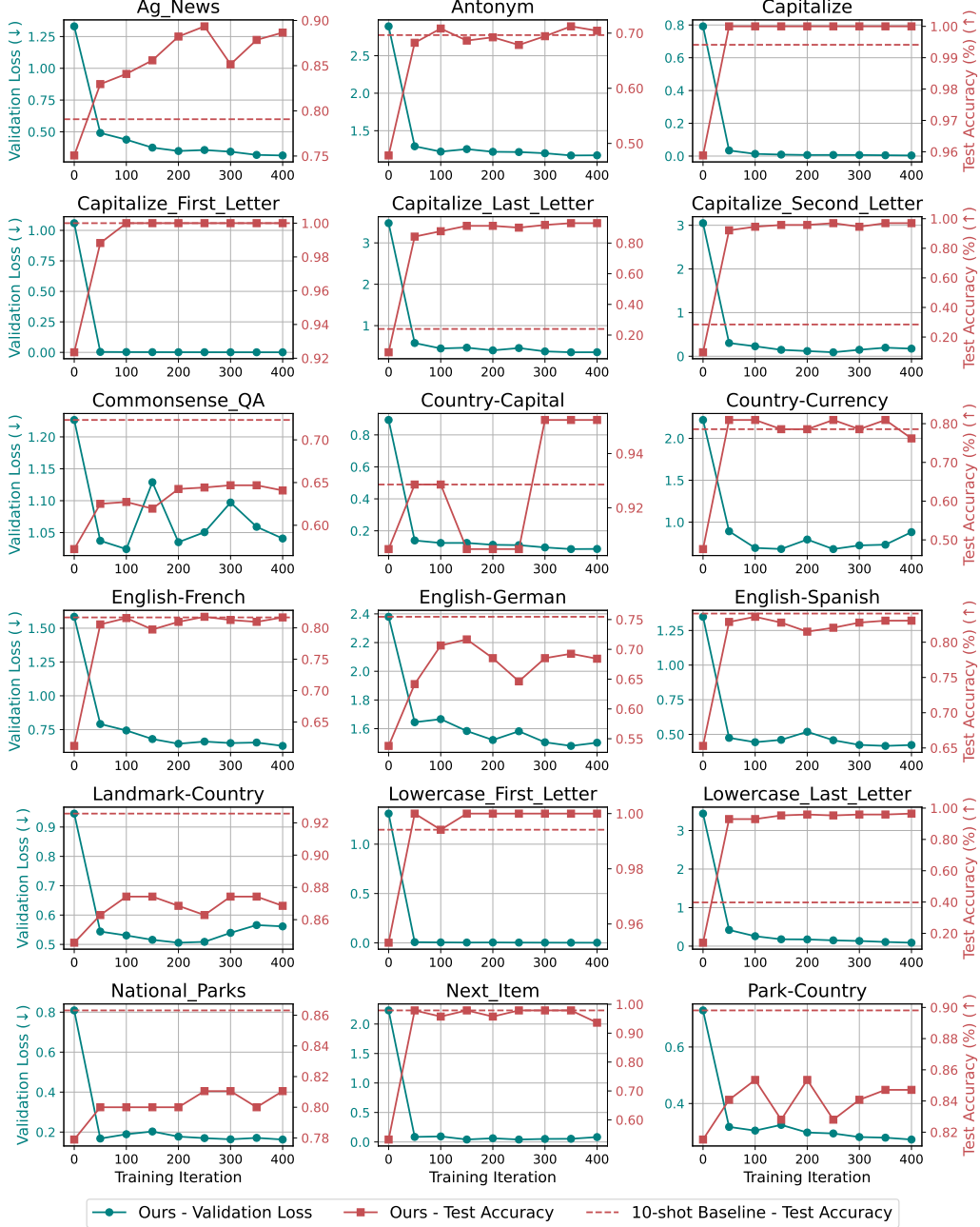


Figure 12: **Training dynamics of soft head-selection parameters for 57 ICL tasks (part 1 of 3).** Validation loss (left y-axis) and test accuracy (right y-axis) are plotted over 400 training iterations. Dashed lines indicate the 10-shot baseline accuracies for reference. The results are based on Llama-3.1-8B. Plots for the remaining tasks are provided in Figure 13-14.

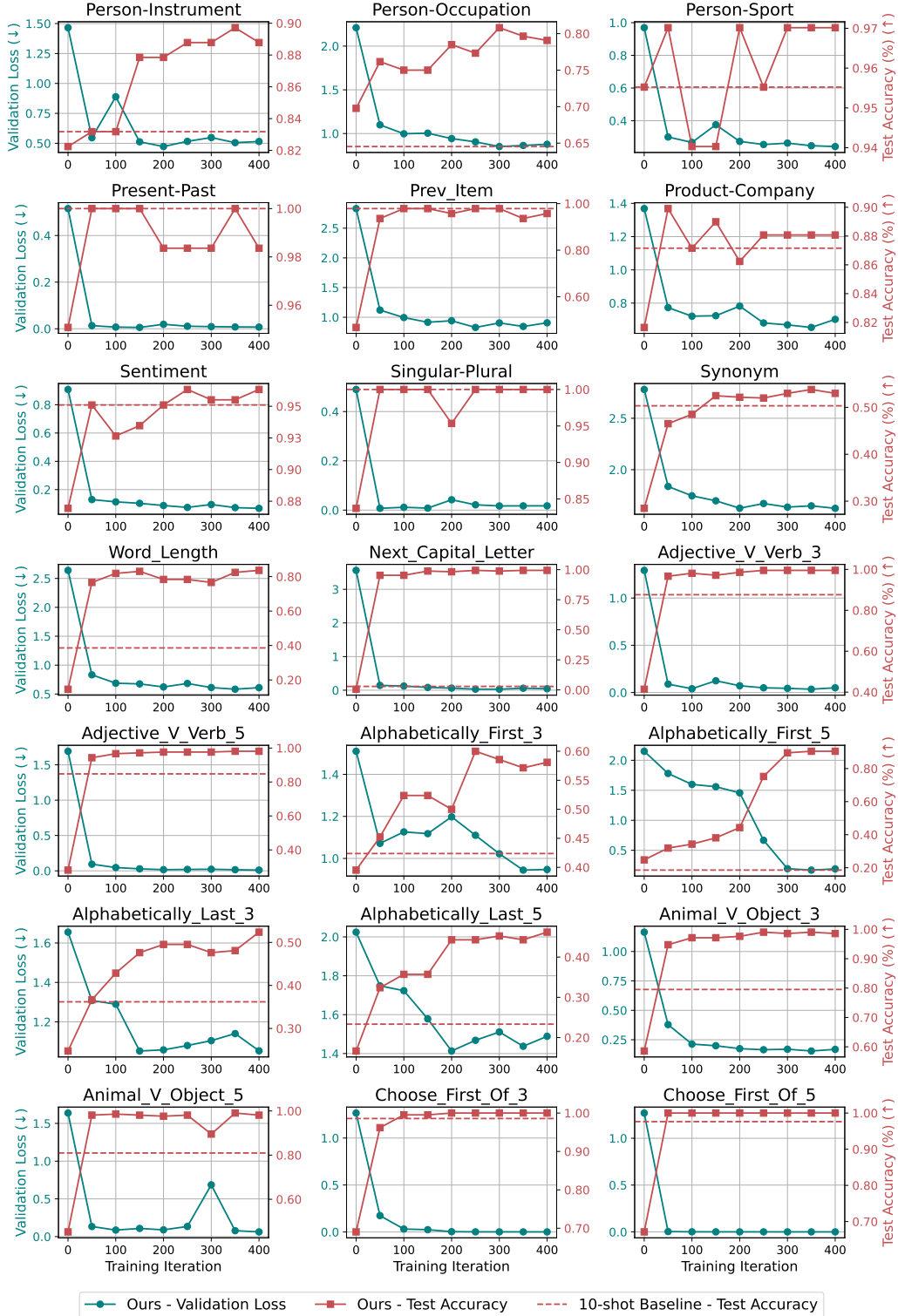


Figure 13: **Training dynamics of soft head-selection parameters for 57 ICL tasks (part 2 of 3).** This figure continues from Figure 12. Validation loss (left y-axis) and test accuracy (right y-axis) are plotted over 400 training iterations. Dashed lines indicate the 10-shot baseline accuracies for reference. The results are based on Llama-3.1-8B. Plots for the remaining tasks are provided in Figure 14.

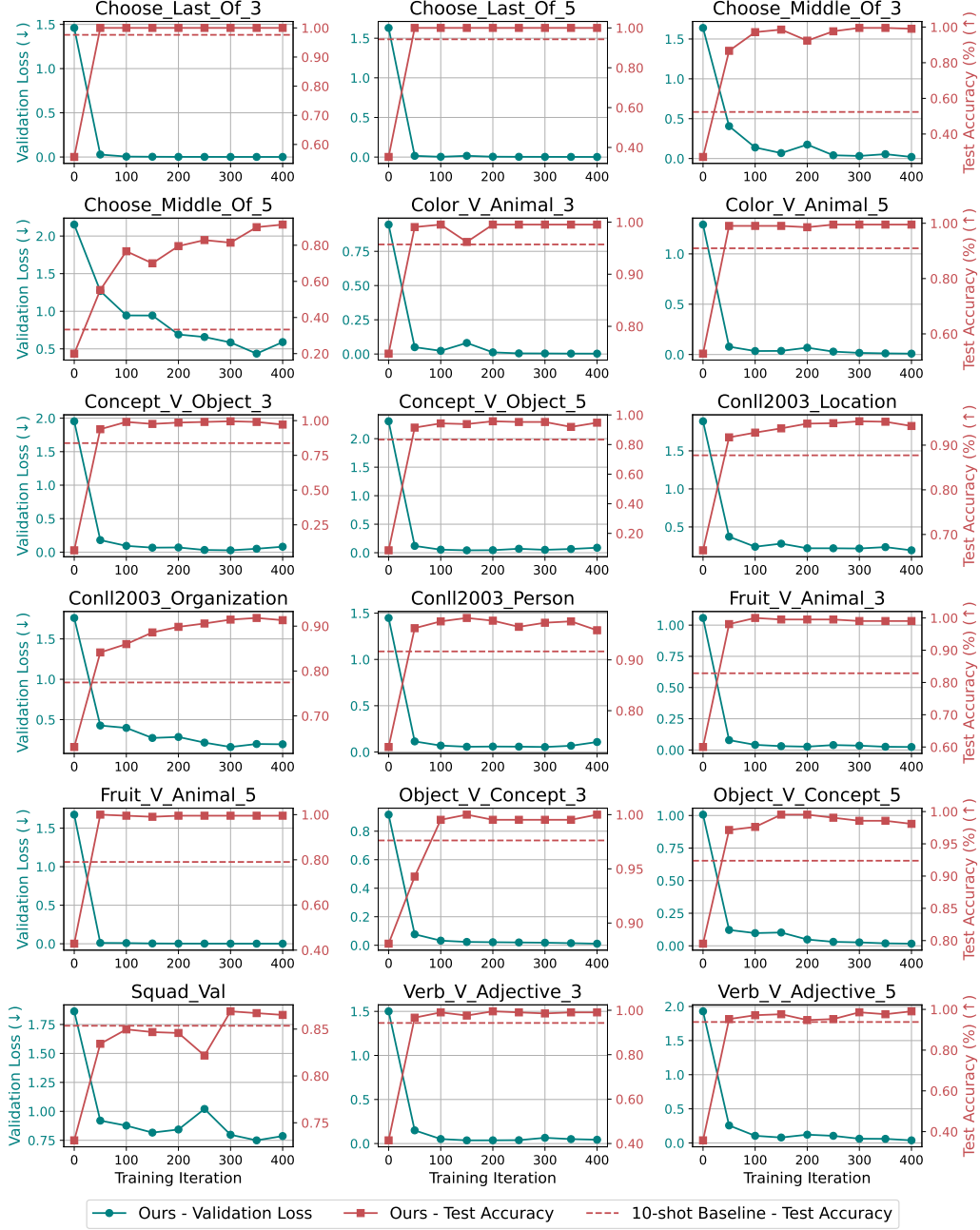


Figure 14: **Training dynamics of soft head-selection parameters for 57 ICL tasks (part 3 of 3).** This figure concludes the series from Figures 12-13. Validation loss (left y-axis) and test accuracy (right y-axis) are plotted over 400 training iterations. Dashed lines indicate the 10-shot baseline accuracies for reference. The results are based on Llama-3.1-8B.

E.2 RESULTS WITH LARGER LANGUAGE MODELS

Figures 15-17 present training dynamics for larger models—Qwen3-32B, Mixtral-8x7B-v0.1, and Llama-3.1-70B—across six selected tasks. The resulting plots exhibit consistent overall trends, similar to those observed with Llama-3.1-8B in Section 6.

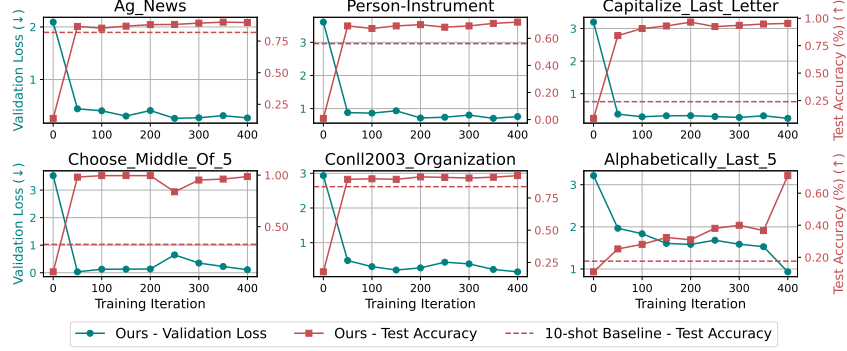


Figure 15: **Training dynamics of soft head-selection parameters for six ICL tasks using Qwen3-32B.** Validation loss (left y-axis) and test accuracy (right y-axis) are plotted over 400 training iterations. Da

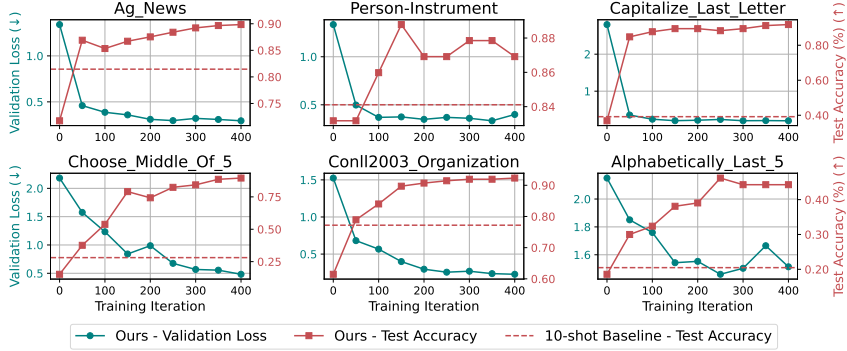


Figure 16: **Training dynamics of soft head-selection parameters for six ICL tasks using Mixtral-8x7B-v0.1.** Validation loss (left y-axis) and test accuracy (right y-axis) are plotted over 400 train

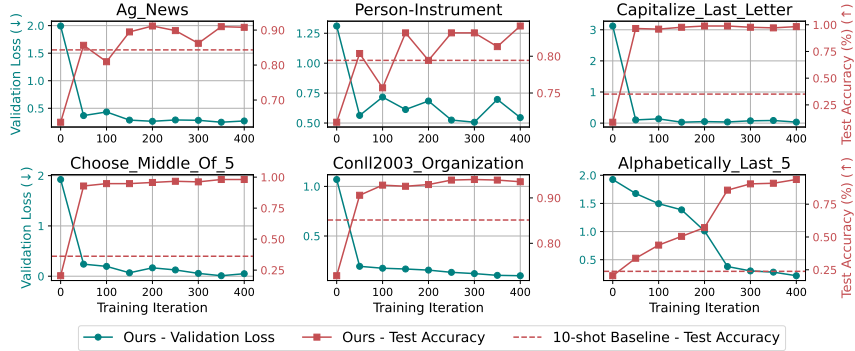


Figure 17: **Training dynamics of soft head-selection parameters for six ICL tasks using Llama-3.1-70B.** Validation loss (left y-axis) and test accuracy (right y-axis) are plotted over 400 training iterations. Dashed lines indicate the 10-shot baseline accuracies for reference.