

# Phase structure of below-threshold harmonics in aligned molecules: a few-level model system

Samuel Schöpa<sup>1</sup>, Falk-Erik Wiechmann<sup>1,2</sup>, Franziska Fennel<sup>1,2</sup>, and Dieter Bauer<sup>1,2</sup>

<sup>1</sup>*Institute of Physics, University of Rostock, 18051 Rostock, Germany.*

<sup>2</sup>*Department Life, Light & Matter, University of Rostock, 18051 Rostock, Germany.*

(Dated: July 29, 2025)

We utilize few-level model systems to analyze the polarization and phase properties of below-threshold harmonics (BTH) in aligned molecules. In a two-level system (TLS), we find that the phase of emitted harmonics undergoes a distinct change. For harmonics with photon energies below the transition between the dominant field-dressed states, the phase alternates by  $\pi$  between successive odd harmonic orders but remains constant above. Exploiting this behavior, we construct a four-level model composed of two uncoupled TLS subsystems aligned along orthogonal directions. We demonstrate that with selected transition frequencies lower-order harmonics follow the polarization of the linearly polarized driving field while higher-order harmonics exhibit a mirrored polarization. The model predicts that aligned systems with orthogonal transition dipoles may show analogous phase and polarization features in the BTH regime.

The mechanisms underlying below-threshold harmonics (BTH) in high-harmonic generation (HHG) from molecules driven by short, intense laser pulses differ fundamentally from those responsible for the generation of higher-order (plateau) harmonics. In the gas phase, the latter typically involve a single active electron undergoing tunnel ionization, followed by quasi-free propagation and recombination with the parent ion [1, 2]. In contrast, below-threshold, non-perturbative harmonics are produced by bound electrons, and the relevant processes are governed by the time-dependent populations of the electronic states in the molecule and the related time-dependent dipole induced by the electrons. Compared to above-threshold harmonic orders, the properties of the generated lower orders in molecules are much more target sensitive, as the geometric structure of the ion configuration and the many interacting electrons determine the electronic structure and the dipole transition matrix elements. Its sensitivity to electronic structure might make BTH a valuable tool for high-harmonic spectroscopy [3–6] while their potential for VUV frequency comb generation [5, 7, 8] has further expanded their relevance. As a result, interest in this regime has grown significantly in recent years. The superposition of multiple microscopic contributions, such as laser-driven continuum like motion and bound-bound transitions [5, 7], makes BTH spectra exceptionally difficult to interpret and analyze.

While most studies apply semi-classical analyses to model BTH [5], these approaches obscure the role of discrete electronic transitions for polarization properties of the emitted harmonics. To isolate and understand these contributions, we turn to few-level model systems where specific transitions, dipole orientations, and resonances can be precisely controlled. Such simplified models offer a framework to investigate the mechanisms responsible for the complex polarizations of BTH from aligned molecules. Despite the simplicity of few-level models, they cannot be solved analytically beyond certain edge cases like the rotating-wave approximation or approximate treatments using Floquet-Green formalisms [9]

although such approaches have also revealed nontrivial harmonic phase behavior. For example, emitted plateau harmonics exhibit abrupt  $\pi$  phase jumps at specific Rabi frequencies [10]. These investigations were carried out in a parameter regime with extremely high field strengths where most population transfers between the adiabatic states occur at very distinct times. In such cases analogies to the three-step model can be drawn [11]. To relate the TLS to BTH in molecular systems, we will investigate the dependence of the harmonic phase in a TLS at more moderate field-strengths and from there construct the most simple system that can create a very anisotropic response to differently oriented linearly polarized laser fields. That is, by combining two decoupled two level systems, we can create a HHG target that will have a 'counter-rotating' polarization dependence and can emit harmonics that are linearly polarized and orthogonal to the driving polarization.

We start by investigating a TLS with the field-free Hamiltonian

$$\hat{H}_0 = \begin{pmatrix} -\omega_{10}/2 & 0 \\ 0 & \omega_{10}/2 \end{pmatrix} \quad (1)$$

with the transition frequency  $\omega_{10} = 0.1$  to model a system with one bound-bound transition and no continuum involved. There is only a single transition in  $x$ -direction, simplifying the interaction part to

$$\hat{H}_1(t) = \begin{pmatrix} 0 & E_x(t)d \\ E_x(t)d & 0 \end{pmatrix}. \quad (2)$$

The total Hamiltonian reads  $\hat{H} = \hat{H}_0 + \hat{H}_1(t)$  with  $d = -1.5$  and the 60-cycle electric field

$$E_x(t) = E_0 \operatorname{env}(t) \cos(\omega_L t), \quad (3)$$

with a Gaussian envelope smoothly brought to zero at the edges using a Tukey window. To investigate the electron dynamics we solve the time-dependent Schrödinger

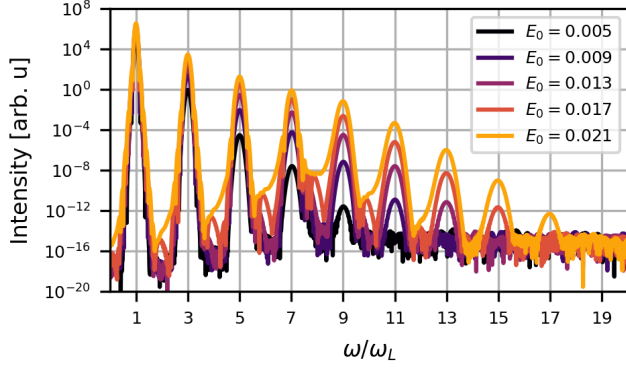


FIG. 1. High-harmonic spectrum of a TLS for different field-strengths.

equation (TDSE)

$$i \frac{d}{dt} \mathbf{C}(t) = (\hat{H}_0 + \hat{H}_1(t)) \mathbf{C}(t) \quad (4)$$

for the vector  $\mathbf{C}(t)$  with the populations in the basis of field-free orbitals, i.e.,  $|\Psi(t)\rangle = C_0(t)|\Psi_0(0)\rangle + C_1(t)|\Psi_1(0)\rangle$ . The TDSE is solved numerically using an explicit Runge-Kutta method of order 5(4) to obtain the time-dependent dipole  $D(t) = d(C_0^*(t)C_1(t) + C_1^*(t)C_0(t))$ . The harmonic spectrum is calculated via the Fourier-transform of the dipole acceleration

$$H(\omega) = \omega^4 \|\tilde{D}(\omega)\|^2 = \omega^4 \|\mathcal{F}\{D(t) \cdot \text{hann}(t)\}\|^2, \quad (5)$$

with a hanning window.

We are interested in the phase of the harmonic that a bound-bound transition would contribute to the HHG spectrum. As for very strong driving this TLS does not resemble any physical system, we choose moderate laser parameters such that there is no plateau yet. Figure 1 shows harmonic spectra for  $\omega_L = \omega_{10}/7.5$  and different  $E_0$ . We observe odd harmonic orders as well as non-harmonic spectral features due to resonances. Concerning the phase of the emitted harmonics, we do not observe a dependence of the phase of the harmonics on the field strength in our parameter range, in contrast to observations from Gauthey *et al.* [10]. This is not unexpected, as the jumps in the phase in [10] can be associated with avoided crossings of Floquet states. Our system is in a parameter range where the variation of the electric field is too small to meaningfully change the Floquet states.

What we do observe, however, is a dependence on the frequency of the driving field. In Fig. 2, the harmonic yield is plotted for  $E_0 = 0.015$  as a function of the ratio between the transition frequency  $\omega_{10}$  and the laser frequency  $\omega_L$  on the horizontal, and the harmonic order on the vertical axis. This plot shows several features:

At  $\omega_{10}/\omega_L = 1$ , we see the typical features of a TLS driven in resonance. The side-peaks around the fundamental are the Mollow-triplet, split apart by the Rabi-frequency  $\Omega = d \cdot E_0$ . For small deviations from  $\omega_{10}/\omega_L =$

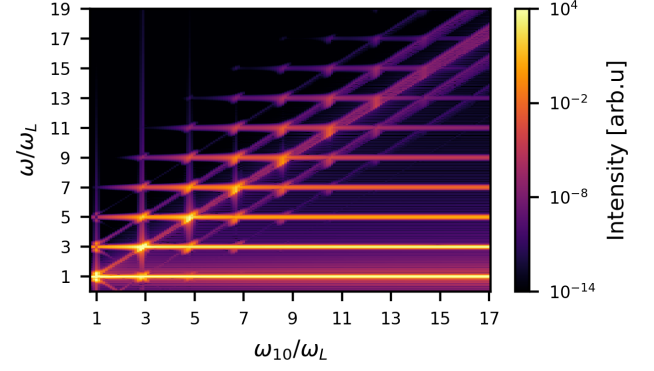


FIG. 2. Spectral intensity as a function of the ratio between transition energy and laser frequency and harmonic order.

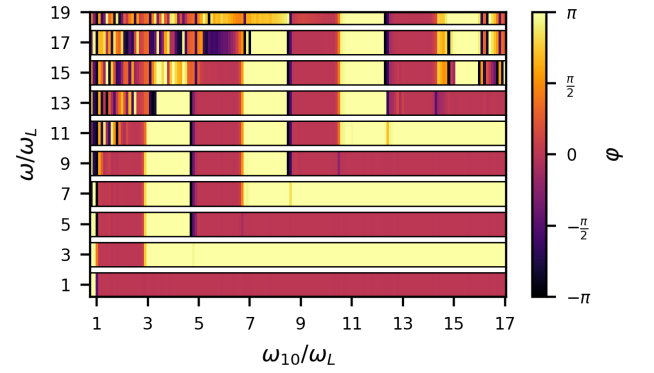


FIG. 3. The phase of the different harmonics plotted against the ratio between transition energy and laser frequency. The noise for high harmonic orders and low  $\omega_{10}/\omega_L$  is caused by the low yield, see Fig. 2

1 these satellite peaks move according to the change in the generalized Rabi frequency  $\sqrt{\Omega^2 + (\omega_L - \omega_{10})^2}$ , consistent with predictions by the rotating wave approximation, which holds in this domain where  $|\omega_L - \omega_{10}| \ll |\omega_L + \omega_{10}|$ . Outside strict resonance, non-harmonic spectral features appear due to coupling between Floquet states. The primary resonance manifests with satellite peaks spaced by integer multiples of  $2\omega_L$ , reflecting transitions involving adjacent Floquet quasi-energy states [12].

We observe harmonic orders up to the 17th. In Fig. 2, these harmonics appear as horizontal lines. As  $\omega_{10}/\omega_L$  increases, higher-order harmonics are progressively enhanced, consistent with [13]. Whenever  $\omega_{10}/\omega_L$  approximately matches an odd integer (with an energy shift due to field-dressing) the entire spectrum is enhanced. This global enhancement arises from multiphoton resonances between the ground state and a quasienergy state and has been analyzed both theoretically and experimentally [13–17].

In Fig. 3, we analyze the phase  $\varphi = \arg(\tilde{D}(\omega))$  of

the harmonic orders as a function of  $\omega_{10}/\omega_L$ . Wherever the system emits harmonics, we observe two distinct regions of the phase. The red regions correspond to a phase of zero, and the yellow regions to a phase of  $\pi$ . We observe that harmonic-phase flips correlate with the position of the Floquet multi-photon resonance. Below the resonance the phase alternates between 0 and  $\pi$  whereas above resonance it remains constant. As the laser frequency is varied and the resonance passes successive harmonic orders, those harmonics switch their phase behavior. This observation is similar to the observation of Gauthey *et al.* where a change in the Rabi frequency causes jumps of the harmonic phase precisely at locations of avoided crossings of Floquet states [10]. However, in this work we investigate the harmonic phase as a function of the frequency of the driving field.

In a system with more than two states this phase behavior can lead to distinct traces in the optical response even when one is not looking at the phase in particular. Let us take for example a 2D-model system consisting of two uncoupled two-level systems with different transition frequencies, leading to the field-free Hamiltonian

$$\hat{H}_0 = \begin{pmatrix} -\omega_{30y}/2 & 0 & 0 & 0 \\ 0 & -\omega_{21x}/2 & 0 & 0 \\ 0 & 0 & \omega_{21x}/2 & 0 \\ 0 & 0 & 0 & \omega_{30y}/2 \end{pmatrix}. \quad (6)$$

Both have the same transition dipole strength of  $d = -1.5$  but one only couples to the electric field component in  $x$ -direction, and the other to the electric field component in  $y$ -direction, leading to the interaction part

$$\hat{H}_1(t) = \begin{pmatrix} 0 & 0 & 0 & E_y(t)d \\ 0 & 0 & E_x(t)d & 0 \\ 0 & E_x(t)d & 0 & 0 \\ E_y(t)d & 0 & 0 & 0 \end{pmatrix} \quad (7)$$

of the Hamiltonian  $\hat{H} = \hat{H}_0 + \hat{H}_1(t)$ , with the 60-cycle electric field

$$\mathbf{E}(t) = \begin{pmatrix} E_x(t) \\ E_y(t) \end{pmatrix} = 0.015 \text{ env}(t) \cos(\omega_L t) \begin{pmatrix} \cos \alpha \\ \sin \alpha \end{pmatrix}, \quad (8)$$

where  $\alpha$  is the polarization angle. The important difference between the two subsystems is their transition frequency. We set  $\omega_{21x} = 0.1$  and  $\omega_{30y} = 0.126$ . We solve equation (4) numerically with  $\mathbf{C}(t)$  being initialized with  $\mathbf{C}(0) = (1, 1, 0, 0)^T$ . The two-dimensional dipole is obtained by calculating

$$\mathbf{D}(t) = d \begin{pmatrix} C_0^*(t)C_3(t) + C_3^*(t)C_0(t) \\ C_1^*(t)C_2(t) + C_2^*(t)C_1(t) \end{pmatrix}, \quad (9)$$

and the total harmonic intensity with equation (5). The frequency of the electric field is  $\omega_L = 0.1/7.5$ , placing the  $y$ -resonance at  $\omega/\omega_L = 9.5$  and the  $x$ -resonance at  $\omega/\omega_L = 7.5$  in the HHG spectrum.

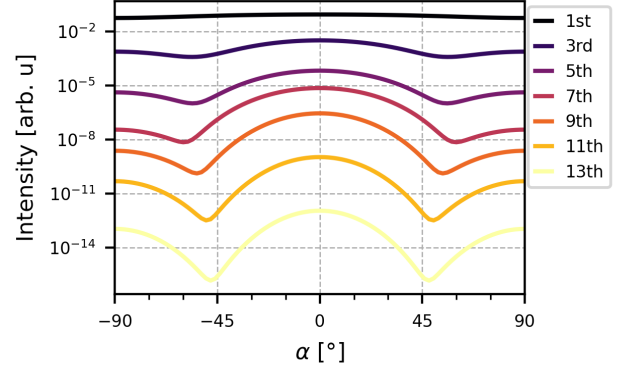


FIG. 4. Intensity of the harmonics in the four-level model system with two decoupled two level systems as a function of the polarization of the driving field.

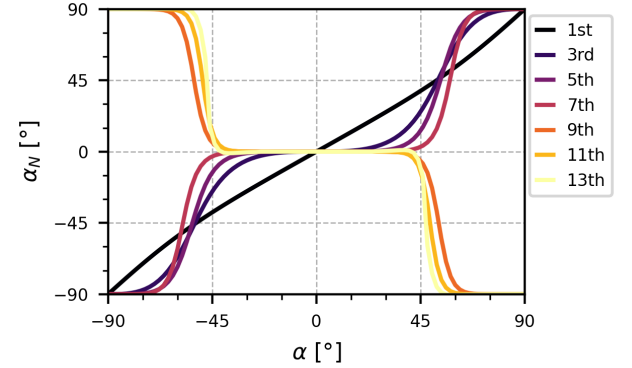


FIG. 5. Polarization of the harmonics in the four-level model system with two decoupled two level systems as a function of the polarization of the driving field.

Figure 3 shows, that this causes the harmonics emitted by the two subsystems to have different phase characteristics. While the fundamental and the third have the same phase, starting from the 9th harmonic, the phase of the harmonics emitted in  $x$ - and  $y$ -direction will be different by a shift of  $\pi$ . How that influences the harmonic yield and the polarization of the harmonics as a function of the laser polarization is shown in Fig. 4 and Fig. 5 where we numerically calculated the harmonic spectra. The intensity shows maxima for a driving field polarized along  $y$  and along  $x$  and a minimum in between that depends on the harmonic order. This can be explained with the non-linear dependence of the harmonics on the field-strength and the projection of the electric field onto the  $x$ - and  $y$ -directions. The harmonics are not scaling linearly with the electric field, leading to the visible minimum in-between the drivings along the two transition directions. All harmonics are linearly polarized with the angle  $\alpha_N$  being the angle of the polarization vector to the  $x$ -axis. The polarization of harmonics 1-7 follow the polarization of the laser field, with a different slope, because

in the  $x$ - and  $y$ -subsystems the phase of these emitted harmonics share the same value. This behavior changes for the higher orders where we have the aforementioned phase-shift. For small deviations from the polarization angle  $\alpha$ , the harmonics stay roughly linearly polarized in  $x$ . But as  $\alpha$  is increased we observe a rotation of the harmonics' polarization in the opposite direction. The cause of this is that the  $y$ -contributions to the higher orders are phase-shifted exactly by  $\pi$ , effectively mirroring the polarization vector about the  $x$ -axis. This leads to the 'counter-rotation' and harmonics that are polarized at an  $90^\circ$  angle to the fundamental.

While this behavior looks similar to the two-center interference observed in HHG in aligned diatomic molecules [18], the microscopic origin is distinctly different and not caused by the interference of two contributions but by different electron dynamics in  $x$ - and  $y$ -direction due to the transition frequencies  $\omega_{21x}$  and  $\omega_{30y}$ . We imagine that this effect might be observed in molecular targets with two distinct axes and excited states that have transition dipoles along both axes. Crystalline poly-

acenes, recently shown to generate high-order harmonics with remarkable efficiency [19], meet this criterion and present a highly promising platform thanks to their intrinsic molecular alignment. Their direction-dependent electronic structure makes them well-suited for probing features such as those presented here. Whether continuum contributions in the generation of BTH in molecules eliminate the observed features remains to be seen. In future work, our improved understanding of anisotropic phase features might advance existing HHG-based orbital tomography in aligned molecular targets [20]. Focusing on the BTH may enable more detailed reconstructions sensitive to excited-state dynamics.

## ACKNOWLEDGMENTS

We acknowledge funding from the Deutsche Forschungsgemeinschaft via SFB 1477 'Light-Matter Interactions at Interfaces' (project no. 441234705).

- 
- [1] K. C. Kulander, K. J. Schafer, and J. L. Krause, Dynamics of short-pulse excitation, ionization and harmonic conversion, in *Super-Intense Laser-Atom Physics*, edited by B. Piraux, A. L'Huillier, and K. Rzażewski (Springer US, Boston, MA, 1993) pp. 95–110.
  - [2] P. B. Corkum, Plasma perspective on strong field multiphoton ionization, *Physical Review Letters* **71**, 1994 (1993).
  - [3] H. Soifer, P. Botheron, D. Shafir, A. Diner, O. Raz, B. D. Bruner, Y. Mairesse, B. Pons, and N. Dudovich, Near-threshold high-order harmonic spectroscopy with aligned molecules, *Physical Review Letters* **105**, 143904 (2010).
  - [4] F. Dong, Y. Tian, S. Yu, S. Wang, S. Yang, and Y. Chen, Polarization properties of below-threshold harmonics from aligned molecules  $H_2^+$  in linearly polarized laser fields, *Opt. Express* **23**, 18106 (2015).
  - [5] W.-H. Xiong, L.-Y. Peng, and Q. Gong, Recent progress of below-threshold harmonic generation, *Journal of Physics B* **50**, 032001 (2017).
  - [6] P.-C. Li, Y.-L. Sheu, and S.-I. Chu, Role of nuclear symmetry in below-threshold harmonic generation of molecules, *Physical Review A* **101**, 011401 (2020).
  - [7] D. C. Yost, T. R. Schibli, J. Ye, J. L. Tate, J. Hostetter, M. B. Gaarde, and K. J. Schafer, Vacuum-ultraviolet frequency combs from below-threshold harmonics, *Nature Physics* **5**, 815 (2009).
  - [8] M. Zhu, J. Zhang, L. Hua, Z. Xiao, S. Xu, X. Lai, and X. Liu, Molecular structural effects in below- and near-threshold harmonics in xuv-comb generation, *Physical Review A* **104**, 043111 (2021).
  - [9] D. Martinez, High-order harmonic generation and dynamic localization in a driven two-level system, a non-perturbative solution using the floquet-green formalism, *Journal of Physics A* **38**, 9979 (2005).
  - [10] F. Gauthey, C. H. Keitel, P. L. Knight, and A. Maquet, Phase of harmonics from strongly driven two-level atoms, *Physical Review A* **55**, 615 (1997).
  - [11] C. Figueira De Morisson Faria and I. Rotter, High-order harmonic generation in a driven two-level atom: Periodic level crossings and three-step processes, *Physical Review A* **66**, 013402 (2002).
  - [12] S.-I. Chu and D. A. Telnov, Beyond the floquet theorem: generalized floquet formalisms and quasienergy methods for atomic and molecular multiphoton processes in intense laser fields, *Physics reports* **390**, 1 (2004).
  - [13] M. B. Gaarde and K. J. Schafer, Enhancement of many high-order harmonics via a single multiphoton resonance, *Physical Review A* **64**, 013820 (2001).
  - [14] E. S. Toma, P. Antoine, A. de Bohan, and H. G. Muller, Resonance-enhanced high-harmonic generation, *Journal of Physics B* **32**, 5843 (1999).
  - [15] R. A. Ganeev, M. Suzuki, M. Baba, H. Kuroda, and T. Ozaki, Strong resonance enhancement of a single harmonic generated in the extreme ultraviolet range, *Optics letters* **31**, 1699 (2006).
  - [16] S.-K. Son, S. Han, and S.-I. Chu, Floquet formulation for the investigation of multiphoton quantum interference in a superconducting qubit driven by a strong ac field, *Physical Review A* **79**, 032301 (2009).
  - [17] I. Ivanov and A. Kheifets, Resonant enhancement of generation of harmonics, *Physical Review A* **78**, 053406 (2008).
  - [18] M. Lein, N. Hay, R. Velotta, J. P. Marangos, and P. Knight, Role of the intramolecular phase in high-harmonic generation, *Physical Review Letters* **88**, 183903 (2002).
  - [19] F.-E. Wiechmann, S. Schöpa, L. Bielke, S. Rindelhhardt, S. Patchkovskii, F. Morales, M. Richter, D. Bauer, and F. Fennel, High-order harmonic generation in organic molecular crystals (2025), <https://arxiv.org/abs/2505.02432>.
  - [20] J. Itatani, J. Levesque, D. Zeidler, H. Niikura, H. Pépin, J.-C. Kieffer, P. B. Corkum, and D. M. Villeneuve, Tomographic imaging of molecular orbitals, *Nature* **432**, 867

(2004).