

# Tunneling Dynamics and Time Delay in Electron Transport through Time-Dependent Barriers with Finite-Bandwidth Reservoirs

Shmuel Gurvitz<sup>1,2,\*</sup> and Dmitri Sokolovski<sup>3,4,†</sup>

<sup>1</sup>*Weizmann Institute, Rehovot 76100, Israel*

<sup>2</sup>*BCAM - Basque Center for Applied Mathematics, 48009 Bilbao, Basque Country - Spain*

<sup>3</sup>*Departamento de Química-Física, Universidad del País Vasco, UPV/EHU, 48940 Leioa, Spain*

<sup>4</sup>*IKERBASQUE, Basque Foundation for Science, Plaza Euskadi 5, 48009 Bilbao, Spain*

(Dated: July 29, 2025)

We present a transparent and analytically tractable approach to the problem of time-dependent electron transport through tunneling barriers. Using the Single-Electron Approach, we study a model system composed of a time-dependent tunneling barrier coupled to two reservoirs of finite bandwidth. Avoiding Floquet expansions, we derive simple expressions for the time-dependent tunneling current in both adiabatic and non-adiabatic regimes. Our formulation, based on the tunneling Hamiltonian framework, relates barrier modulation to measurable phase shifts in the steady-state current, offering a physically intuitive definition of the tunneling (or traversal) time. Remarkably, in the Markovian limit (wide-band reservoirs), we recover the well-known result of vanishing tunneling time. In contrast, for finite-bandwidth leads, we predict a finite time delay given by the inverse bandwidth. Our findings provide a robust foundation for understanding tunneling dynamics in non-Markovian environments and may serve as a benchmark for experimental investigations involving tunable band structures.

Electron transport through time-dependent barriers has attracted considerable attention in recent years. Traditionally, the analysis of such time-dependent currents relies on the non-equilibrium Green's function formalism, often combined with Floquet theory or perturbative techniques. Although powerful, these methods tend to be mathematically intricate and computationally demanding. As a more accessible alternative, the Single-Electron Approach (SEA) offers a conceptually simpler framework that is valid for arbitrary time-dependent driving. In this work, we apply the SEA to a toy model consisting of a time-dependent tunneling barrier separating two reservoirs with finite bandwidth. This model can be solved analytically without resorting to Floquet expansions, providing compact, transparent expressions for the time-dependent tunneling current in both adiabatic and non-adiabatic regimes.

One can expect that harmonic modulation of the barrier's transparency, would be followed by the steady-state current, albeit with a phase shift. Analysis of this shift could provide yet another approach to the long-standing tunnelling time problem, i.e., the question "How long does quantum tunneling take?". The issue, controversial since the pioneering work of MacColl [1, 2] continues to be so to date. With no unique theoretical or experimental definition of the tunneling duration [3], there is not even a consensus on whether this duration should be zero or not (see [4] and Refs. therein). The problem is further complicated by the necessity to take into account the back action of the measuring device, whenever such a device is used to time the tunneling particle.

In this work we rely on the tunneling Hamiltonian (TH) representation, as far as we know, not used before in a study of tunneling times before. However, parameters of the model are directly related to the behavior of the wave functions in the barrier region and, therefore, to the electron's dynamics. Since the average current can be measured far away from the barrier, the measurement is not expected to affect the manner in which an electron crosses the barrier. Importantly, we will study the effect of the finite-width non-Markovian reservoirs on the response of the tunneling current to modulation of the barrier height or width. Regarding the tunneling times, we will compare our results with those obtained by studying wave packet motion, as well as make new predictions.

We start with evaluation of the electron current  $I(t)$  across a time-dependent barrier  $V(x, t)$ , separating two reservoirs (leads). In the case of non-interacting electrons, it is sufficient to solve the time-dependent single-electron Schrödinger equation (TDSE)  $i\partial_t |\Psi(t)\rangle = H(t) |\Psi(t)\rangle$  (see Fig. 1), where

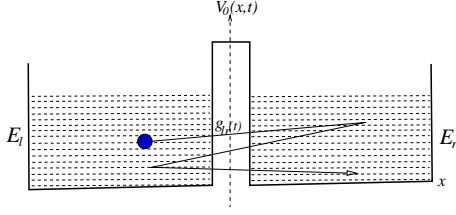
$$H(t) = H_L + H_R + \sum_{l,r} g_{lr}(t) [|l\rangle\langle r| + |r\rangle\langle l|] \quad (1)$$

is the full Hamiltonian,  $H_{L(R)} = \sum_{l(r)} E_{l(r)} |l(r)\rangle\langle l(r)|$  describe electrons in each of the isolated leads, and  $E_{l,r}$  are the corresponding energy spectra. The last term, containing time dependent tunneling coupling  $g_{lr}(t)$ , is responsible for the current flowing between the reservoirs.

Next we employ a realistic model, and determine the densities of reservoir states and the tunneling coupling,  $g_{lr}$  as functions of energy  $E_{l(r)}$ . Often these are taken to be energy independent which, as will be discussed below, corresponds to the wide-band (Markovian) limit. Here

\* Corresponding author: [shmuel.gurvitz@weizmann.ac.il](mailto:shmuel.gurvitz@weizmann.ac.il)

† Corresponding author: [dgsokol15@gmail.com](mailto:dgsokol15@gmail.com)



**FIG. 1:** Single electron motion in two empty reservoirs, separated by a time-dependent barrier.

we will go beyond the Markovian approximation, and consider reservoirs as periodic structures of coupled wells, labeled  $|\bar{n}\rangle$  and  $|n\rangle$  in Fig. 2 for  $n = 1, \dots, N$ . With only the next neighbor coupling taken into account, the leads' Hamiltonian become

$$H_L = E_0 \sum_{n=1}^N |\bar{n}\rangle \langle \bar{n}| + \Omega \sum_{n=1}^{N-1} (|\bar{n}\rangle \langle \bar{n}+1| + H.c.), \quad (2)$$

and similarly for  $H_R$ , with  $|\bar{n}\rangle$  replaced with  $|n\rangle$ . The full Hamiltonian contains a time dependent coupling term  $\Omega_0(t)$ ,

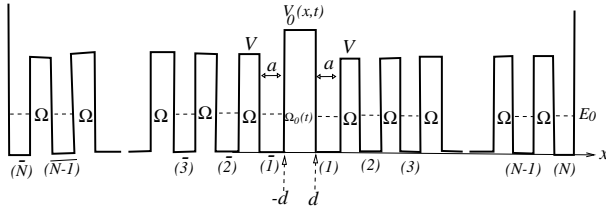
$$H(t) = H_L + H_R + \Omega_0(t)(|\bar{1}\rangle \langle \bar{1}| + |\bar{1}\rangle \langle 1|), \quad (3)$$

which enables hopping between the adjacent well of the left and right leads. The energy spectrum and eigenstates in the left lead is found by diagonalising  $H_L$ , which gives (we take into account only the lowest band)

$$E_l = E_0 + 2\Omega \cos\left(\frac{\pi l}{N+1}\right) \quad (4a)$$

$$|l\rangle = \sqrt{\frac{2}{N+1}} \sum_{n=1}^N \sin\left(\frac{\pi l}{N+1}n\right) |\bar{n}\rangle. \quad (4b)$$

Replacing in (4b)  $|\bar{n}\rangle \rightarrow |n\rangle$  and  $l \rightarrow r$  yields similar expression for the right lead. Thus, for the energy spectrum each reservoir we obtain a band of a width  $4\Omega$  centered at  $E_0$  (we use  $\hbar = 1$  throughout the paper).



**FIG. 2:** Two periodic lattices separated by a time-dependent barrier  $V_0(x,t)$ . Each of the wells has the same size  $a$ .

The density of states in the left reservoir is given by

$$\rho_L(E_l) = -\left(\frac{dE_l}{dl}\right)^{-1} = \frac{N+1}{2\pi\Omega\eta(E_l)} \quad (5)$$

where

$$\eta(E_l) \equiv \sqrt{1 - \left(\frac{E_l - E_0}{2\Omega}\right)^2}. \quad (6)$$

The density of states in the right reservoir,  $\rho_R(E_r)$ , has the same form, with  $E_l$  replaced by  $E_r$ .

Finally, expanding the states  $|\bar{1}\rangle$  and  $|\bar{1}\rangle$  in complete sets  $|r\rangle$  and  $|l\rangle$ , respectively, one finds

$$g_{lr}(t) = \frac{2\Omega_0(t)}{N+1} \eta(E_l) \eta(E_r). \quad (7)$$

Thus, in the tight-binding model, Fig. 2, the energy-dependence of density of states  $\rho_{L,R}$  and the tunneling coupling  $g_{lr}(t)$ , Eqs.(5),(7), are always given by simple factors  $\eta(E)$ , corresponding to the semicircle spectral density, widely used in the literature [5].

With the parameters of the TH thus defined, one can solve the TDSE for the single-electron wave function. It can be always written as

$$|\Psi^{(\alpha)}(t)\rangle = \sum_l b_l^{(\alpha)}(t) |l\rangle + \sum_r b_r^{(\alpha)}(t) |r\rangle, \quad (8)$$

where the index  $\alpha = \{\bar{l}, \bar{r}\}$  denotes electron's initial state in one of the leads. Substituting Eq.(8) into the TDSE we obtain a system of coupled differential equations for the amplitudes  $b_{l,r}^{(\alpha)}(t)$

$$i \frac{d}{dt} b_l^{(\bar{l})}(t) = E_l b_l^{(\bar{l})}(t) + \frac{2\Omega_0(t) \eta(E_l)}{N+1} B_R^{(\bar{l})}(t) \quad (9a)$$

$$i \frac{d}{dt} b_r^{(\bar{l})}(t) = E_r b_r^{(\bar{l})}(t) + \frac{2\Omega_0(t) \eta(E_r)}{N+1} B_L^{(\bar{l})}(t) \quad (9b)$$

where  $B_{L(R)}^{(\bar{l})}(t) = \sum_{l(r)=1}^N \eta(E_{l(r)}) b_{l(r)}^{(\bar{l})}(t)$ . For an electron

initially in a state  $|\bar{l}\rangle$ ,  $b_l^{(\bar{l})}(0) = \delta_{l\bar{l}}$  and  $b_r^{(\bar{l})}(0) = 0$ . we find

$$b_l^{(\bar{l})}(t) = e^{-iE_l t} \delta_{l\bar{l}} - i \frac{2\eta(E_l)}{N+1} \int_0^t \Omega_0(t') B_R^{(\bar{l})}(t') e^{-iE_l(t-t')} dt' \\ b_r^{(\bar{l})}(t) = -i \frac{2\eta(E_r)}{N+1} \int_0^t \Omega_0(t') B_L^{(\bar{l})}(t') e^{-iE_r(t-t')} dt' \quad (10)$$

Multiplying of Eqs.(10) by  $\eta(E_{l(r)})$ , summing over  $l, r$ , and replacing the sums by integrals in the continuous limit  $N \rightarrow \infty$ ,  $\sum_{l(r)} \rightarrow \int \rho_{L(R)}(E_{l(r)}) dE_{l(r)}$ , yields a pair of integral equations for  $B_{L,R}(t) \equiv B_{L,R}^{(\bar{l})}(t)$

$$B_L(t) = \eta(E_l) e^{-iE_l t} - 2i \int_0^t \frac{\Omega_0(t')}{\Omega} B_R(t') \mathcal{F}(t-t') dt' \quad (11a)$$

$$B_R(t) = -2i \int_0^t \frac{\Omega_0(t')}{\Omega} B_L(t') \mathcal{F}(t-t') dt', \quad (11b)$$

where

$$\mathcal{F}(\tau) = \int_{E_0-2\Omega}^{E_0+2\Omega} \frac{\eta(E)}{2\pi} e^{-iE\tau} dE = e^{-iE_0\tau} \frac{J_1(2\Omega\tau)}{2\tau}. \quad (12)$$

and  $J_1(2\Omega\tau)$  is the Bessel function of the first kind. Note that the factor  $N+1$  in Eqs.(5) and (7) cancels out.

Solving equations (11) and substituting the result into Eqs.(10), we obtain the amplitudes  $b_{l,r}^{(\bar{l})}(t)$ , which, for non-interacting electrons, completely determine the dynamics of many-electron systems [6, 7].

We note next that for a single electron occupying a level  $E_{\bar{l}}$ , both the probability  $\sum_r |b_r^{(\bar{l})}(t)|^2$  and the current into the right lead vanish as  $\sim 1/(N+1)$  for  $N \rightarrow \infty$ . A finite current can be obtained by summing contributions from all states, in the interval  $\delta E$  around  $E_{\bar{l}}$ . This allows us to define the *time dependent* transmission coefficient  $[T(E, t) \equiv T_{L \rightarrow R}(E, t)]$

$$\begin{aligned} T(E, t) &\equiv \rho_L(E) \int \frac{d}{dt} |b_r^{(\bar{l})}(t)|^2 \rho_R(E_r) dE_r \\ &= \text{Re} \int_0^t \frac{2\Omega_0(t)\Omega_0(t')}{\pi^2 \eta(E)\Omega^2} B_L(t) B_L^*(t') \mathcal{F}(t-t') dt'. \end{aligned} \quad (13)$$

where  $\mathcal{F}(\tau)$  is given by Eq.(12). A similar expression is obtained for the right-to-left coefficient  $T_{R \rightarrow L}(E, t)$  by replacing  $R \rightarrow L$ ,  $E_r \rightarrow E_l$  and  $E \equiv E_r$ . In general,  $T_{L \rightarrow R}(E, t) \neq T_{R \rightarrow L}(E, t)$  [8], but both agree for a static barrier,  $T_{L \rightarrow R}(E) = T_{R \rightarrow L}(E) = T(E)$ , where  $T(E)$  is the usual penetration coefficient. If the both reservoirs are filled by electrons with initial distributions,  $f_L(E)$  and  $f_R(E)$ , respectively, the time dependent current through the barrier is given by an extension of the famous Landauer formula [9]

$$I(t) = \int [f_L(E) T_{L \rightarrow R}(E, t) - f_R(E) T_{R \rightarrow L}(E, t)] dE. \quad (14)$$

Here  $f_{L,R}(E)$  can be any initial distribution of electrons in the reservoirs, like the Fermi function, e.g.,  $f(\mu, E)$ , where  $\mu$  is the chemical potential.

It may appear that the TH model employed here does not take into account the sub-barrier dynamics of the tunneling electron. This is not so. In the Bardeen's scheme [10–12] the tunneling coupling  $\Omega_0(t)$  is given by an overlap of the bound state wave functions (at the middle of barrier), belonging to the wells ( $\bar{l}$ ) and ( $l$ ), (see Fig.2 and Appendix A). Then the coupling  $\Omega_0(t)$  depends on the shape of the barrier at the time  $t$ . As a result, the matrix elements (7), which connect the left and right lead eigenstates  $|l\rangle$  and  $|r\rangle$ , is influenced by what happens in the barrier region. We can, therefore, investigate the response of the tunneling current to a change of the barrier's shape, height, or width. Note that the tunneling coupling  $\Omega_0(t)$ , given by the Bardeen formula is always exponentially suppressed when the barrier is high or broad enough, so that the ratio  $\Omega_0^2/\Omega^2 \ll 1$  and can be considered as a small parameter which in fact determines an accuracy of the TH approach [11, 13–15].

The simplest case is the broad band [cf. Eq.(4a)] (Markovian) limit, reached as  $\Omega \rightarrow \infty$ , while  $\Omega_0^2(t)/\Omega^2$  remains finite. In this case, we have  $\mathcal{F}(\tau) = \delta(\tau)$  and, since  $\int_0^t \delta(\tau) d\tau = 1/2$ , the pair of algebraic equations (10) for  $B_L$  and  $B_R$  is easily solved. Substituting the results into Eq.(13) yields the transmission coefficient

$$T(E, t) = \frac{2}{\pi} \frac{\Omega_0^2(t)/\Omega^2}{1 + \Omega_0^2(t)/\Omega^2} \xrightarrow{\Omega_0^2 \ll \Omega^2} \frac{2}{\pi} \frac{\Omega_0^2(t)}{\Omega^2} \quad (15)$$

We note that if both reservoirs are Markovian, the tunneling current in Eq.(14) follows changes in the barrier potential without a delay.

To look for possible delay in tunneling current, one needs to go beyond the Markovian limit, where integral equations (11) cannot be solved analytically. However, the first order (Born) approximation is, as always, available. With  $B_L(t) \approx \eta(E) e^{-iEt}$ , Eq.(13) becomes

$$T(E, t) \approx \frac{2\eta(E)}{\pi} \int_0^t \frac{\Omega_0(t)\Omega_0(t-\tau)}{\Omega^2} \frac{J_1(2\Omega\tau)}{\tau} \cos(E\tau) d\tau \quad (16)$$

where we neglected the terms of order  $(\Omega_0/\Omega)^4$ , and higher. (Here we chose  $E_0 = 0$  for the brevity.) In the Markovian limit ( $\Omega \rightarrow \infty$ ), Eq.(16) reproduces the second term of Eq.(15). To find the first non-Markovian correction,  $\sim (\Omega_0/\Omega)^3$ , we note that in Eq.(16) the Bessel function reduces effective region of integration to  $\tau \sim 1/\Omega$ . For a large, yet finite  $\Omega$ , we can expand

$$\Omega_0(t-\tau) \approx \Omega_0(t) - \dot{\Omega}_0(t)\tau$$

(dot stands for differentiation with respect to time) and insert it into Eq.(16). The  $\tau$ -integration can be performed analytically in terms of the Bessel and Struve functions, and we have

$$\int_0^t \frac{J_1(2\Omega\tau)}{\tau} d\tau \xrightarrow{\Omega \rightarrow \infty} 1, \quad \int_0^t J_1(2\Omega\tau) d\tau \xrightarrow{\Omega \rightarrow \infty} \frac{1}{2\Omega}. \quad (17)$$

Finally, for the time dependent transmission coefficient, we obtain

$$T(E, t) = T(t) = \frac{2}{\pi} \frac{\Omega_0(t)}{\Omega^2} \left[ \Omega_0(t) - \frac{\dot{\Omega}_0(t)}{2\Omega} \right] \quad (18)$$

for  $|E|/2\Omega \ll 1$ . Equation (18) is our main analytical result for the time-dependence conductance across a time-dependent barrier, where the second term accounts for the "memory" of the past behavior of the barrier potential, evident in Eqs.(10), yet lost in the Markovian limit (15). Although Eq.(18) was obtained for the TH (1), we expect it to provide a generic description of non-Markovian effects in quantum transport beyond a specific model for the structural spectral function (c.f. [7]).

One possibility to observe non-Markovian effect is to consider the case of periodic driving. Small harmonic oscillations of the barrier's height,

$$V_0(t) = \bar{V}_0[1 + \alpha \sin(\omega t)] \quad (19)$$

lead to the same-frequency oscillations in the coupling  $\Omega_0(t)$ ,

$$\Omega_0(t) = \bar{\Omega}_0[1 + a \sin(\omega t)], \quad (20)$$

where  $|a| \ll 1$ . As a result, the transmission coefficient  $T(E, t)$  and the tunneling current  $I(t)$  would also oscillate at the same frequency  $\omega$ , but with a phase shift which we evaluate next. Inserting (20) into (16), and neglecting terms  $\sim a^2$  yields

$$T(E, t) = \frac{2\eta(E)}{\pi} \frac{\bar{\Omega}_0^2}{\Omega^2} \int_0^t \left[ 1 + a \sin(\omega \tau) + a \sin \omega(t - \tau) \right] \times \cos(E\tau) \frac{J_1(2\Omega\tau)}{\tau} d\tau \quad (21)$$

For a large  $t$  the upper limits in (21) can be made infinite, which yields (including the terms of the order of  $\sim \omega^2/\Omega^2$ )

$$T(E, t) = \frac{2}{\pi} \frac{\bar{\Omega}_0^2}{\Omega^2} \left[ \eta^2 + 2a\eta \sqrt{\eta^2 + (\omega/D)^2} \sin(\omega t - \varphi_0) \right], \quad (22)$$

with the phase shift given by

$$\varphi_0 = \arcsin \frac{\omega}{\sqrt{D^2 - 4E^2 + \omega^2}}, \quad (23)$$

where  $D = 4\Omega$  is the band's width [cf Eq.(5)]. As  $D \rightarrow \infty$ ,  $\varphi_0 \rightarrow \omega/D$ , as can be seen also from Eq.(18). The phase shift vanishes in the Markovian limit (15).

Dividing  $\varphi_0$  by  $\omega$  one obtains a time parameter

$$t_0 = \frac{1}{\omega} \arcsin \frac{\omega}{\sqrt{D^2 - 4E^2 + \omega^2}} \xrightarrow{|\omega^2 - 4E^2| \ll D^2} \frac{1}{D} \quad (24)$$

It characterises delay in the response of the tunneling current to a variation of the barrier's shape, e.g., to the change of the barrier height/width. Arguably,  $t_0$  can be thought to be related to the average delay with which an electron crosses the barrier region. One may, therefore, have yet another candidate to represent a "tunneling time". Against such a suggestion speaks the fact that  $t_0$ , essentially the inverse of the band width, is a property of the leads, rather than of the barrier which divides them. A more detailed analysis of this proposal will be given elsewhere.

In any case, there are good reasons to believe that tunneling is too complex a process to be analyzed of a single time parameter (see e.g., [18]). Instead, one tends to find many "times", measure different properties [19, 21, 23], and  $t_0$  Eq.(24) is one of them. Although

obtained by a different method, our result for *Markovian* environment ( $D \rightarrow \infty$ ) formally agrees with zero or nearly zero tunneling time, predicted by studying the wave packet dynamics [1, 2, 4, 19]. Moreover, our finding is in agreement with another observation that the tunneling time approaches to zero and then becomes independent of the barrier width/high when the latter is sufficiently large [1, 2, 4] (MacColl-Hartmann effect). Indeed, the accuracy of our result, Eq.(24) relies on neglecting the higher order powers in the penetration coefficient,  $\sim T^2(E)$ , with respect to the leading term,  $T(E)$ , [11, 13, 14]. These (correction) terms decrease exponentially with increase of the barrier high/width [20]. As a result transmission coefficient,  $T(E, t)$ , becomes a leading contribution to the electron current, leading to zero phase shift for Markovian environment. It remains to be seen whether the apparent similarity with the MacColl-Hartmann effect is more than a mere coincidence.

Note that the MacColl-Hartmann effect disagrees with the findings of [21, 22], which argues that the adiabatic limit, where tunnelling electron "sees" a static barrier, is reached when  $\omega^{-1}$  is large compared to the modulus of the semiclassical "imaginary time" which is essentially the Pollack-Miller time [23]. Therefore it looks that the imaginary tunneling time of Refs. [21, 22] is related to different physical properties than considered in Refs.[1, 2, 4] and in the present work. In addition. We have no direct comparison with other approaches for the delay, obtained for finite bandwidth (non-Markovian) case. As far as we know, this work is the first investigation of the role of the band structure of the leads on the phase shift in tunneling current,

In summary: we studied tunneling current of non-interacting electrons through oscillating barrier coupled to two reservoirs of a finite bandwidth. The reservoirs are represented by a periodic lattices of identical quantum wells. The model is solved exactly in the framework of the nearest-neighbor tunneling Hamiltonian, whose parameters are related to the barrier potential through the Bardeen-type formula. We obtain new simple analytical expressions for the time-dependent transmission coefficient (conductance), valid for any shape of the time-dependent barrier, up to accuracy of the tunneling Hamiltonian method. As always, we expect the method to be accurate for broad or high barriers, where higher orders of transmission coefficient become negligible.

In the case of a periodically driven oscillating barrier, we have shown that the tunneling current may develop a phase shift. This shift, absent in the wide-band Markovian limit, appears for finite bandwidths.

Finally, experimental investigation of the bandwidth effects in tunneling dynamics need not be limited to electronic systems. Availability of tuneable optical lattices [24] and laser-induced tunneling barriers [25] allow, at least in principle, perform the relevant experiments on cold atoms.

### A. Bardeen formula for rectangular barrier

An accurate derivation of the Bardeen-type formula for the coupling  $\Omega_0$  can be done by using two-potential approach [13, 14, 16, 17], and here we only give a brief overview. The original Bardeen formula, derived in [10] for tunneling Hamiltonian, and is widely used in the literature [12], reads

$$\Omega_0(t) = \frac{1}{2m} \left[ \bar{\Phi}'_0(0, t) \Phi_0(0, t) - \bar{\Phi}_0(0, t) \Phi'_0(0, t) \right] \quad (\text{A1})$$

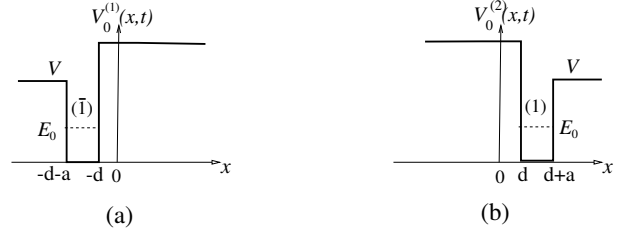
where  $\bar{\Phi}_0(x, t)$  and  $\Phi_0(x, t)$  are the wave-functions of quantum wells, adjoined to the barrier, and  $\Phi'_0(0, t) = (d/dx)\Phi_0(x, t)|_{x \rightarrow 0}$ . This equation represents an overlap of the left and right well wave-functions *inside* the barrier, resulting in barrier penetration amplitude  $T(E, t)$ , Eq.(13), which decreases exponentially with the barrier size [11, 13]. For instance, in the case of two coupled wells, as  $(\bar{1})$  and  $(1)$  in Fig. 2, the corresponding double-well potential,  $V_0(x, t)$  is split into two single-wells potentials,  $V_0^{(1,2)}(x, t)$ , shown in Fig. 3 a,b. Each of them is a constant beyond the separation point ( $x = 0$ ) [13, 14, 16, 17], namely  $V_0^{(1)}(x, t) = V_0(0, t)$  for  $x > 0$  and  $V_0^{(2)}(x, t) = V_0(0, t)$  for  $x < 0$ , Fig. 3. Thus single-well wave functions beyond the separation point:  $\bar{\Phi}_0(x, t) = \Phi_0(0, t) \exp[-q_0(t)x]$  for  $x > 0$  and  $\Phi_0(x, t) = \Phi_0(0, t) \exp[q_0(t)x]$  for  $x < 0$ , where

$$q_0(t) = \sqrt{2m[V_0(t) - E_0]} \quad (\text{A2})$$

is the imaginary momentum under the barrier. Substituting  $\bar{\Phi}_0(x, t)$  and  $\Phi_0(x, t)$  into the Bardeen formula (A1) yields

$$\Omega_0(t) = -\frac{2q_0(t)}{m a} \frac{E_0}{V_0(t)} \exp[-2q_0(t)d]. \quad (\text{A3})$$

To study the limitations of Bardeen's formula, we con-



**FIG. 3:** Two quantum wells, " $(\bar{1})$ ", " $(1)$ ", of the double-well potential  $V_0(x, t)$ , Fig.2, split into two potentials  $V_0^{(1,2)}(x, t)$ .

sider a *static* double well potential in Fig.3,

$$V_0^{(1)}(x) = \begin{cases} V & \text{for } -\infty < x < -d-a \\ 0 & \text{for } -d-a < x < -d \\ V_0 & \text{for } -d < x < \infty \end{cases} \quad (\text{A4})$$

and  $V_0^{(2)}(x) = V_0^{(1)}(-x)$ . As the well's width  $a$  becomes large,  $a \rightarrow \infty$  each of wells adjacent to the barriers becomes a reservoir (box) of free states with the spectrum  $E = k^2/(2m)$ , where  $k \equiv k_j = \pi j/a$ . The corresponding density of states is given by

$$\rho = \frac{dj}{dE} = \frac{m a}{\pi k}. \quad (\text{A5})$$

With the help of Eqs.(A3) and (A5) we find the transmission coefficient

$$T(E) = \Omega_0^2 \rho^2 = \frac{4q^2 k^2}{\pi^2 (k^2 + q^2)^2} \exp[-4q d]. \quad (\text{A6})$$

where we replaced  $V_0(t) \rightarrow V_0$ ,  $E_0 \rightarrow E$  and  $q_0(t) \rightarrow q$ , taking into account that  $V_0 = 2m(k^2 + q^2)$ . This result can be compared to the standard textbook expression for the transmission coefficient  $\bar{T}(E)$ , obtained by matching plane waves at the barrier's edges,

$$\begin{aligned} \bar{T}(E) &= \frac{4q^2 k^2}{(k^2 + q^2)^2 \sinh^2(2q d) + 4q^2 k^2} \\ &= (2\pi)^2 T(E) + \mathcal{O}[\exp(-8q d)] \end{aligned} \quad (\text{A7})$$

One finds that up to higher order terms in the penetration probability ( $\sim e^{-8q d}$ ), the transmission coefficient obtained  $T(E)$  from the Bardeen formula (A3), coincides with the exact formula for the rectangular barrier transmission  $\bar{T}(E)$ , up to pre-factor  $(2\pi)^2$ , which comes from the  $\delta$ -function normalization of the plane wave solutions. This confirms the accuracy of the tunneling Hamiltonian method for wide or high barriers, where one has  $\exp(-4q d) \ll 1$ .

### Acknowledgements

SG is grateful for financial support and hospitality offered by the Basque Center for Applied Mathematics during his visit to Bilbao in the autumn of 2023. DS acknowledges financial support by the Grant PID2021-126273NB-I00 funded by MICINN/AEI/10.13039/501100011033 and by ERDF A way of making Europe, as well as by the Basque Government Grant No. IT1470-22.

- 
- [1] L.A. MacColl, Phys. Rev. **40**, 621 (1932).
  - [2] T.E. Hartmann, J. Appl. Phys. **33**, 3427 (1962).
  - [3] A. Landsman and U. Keller, Phys. Rep. **547**, 1, (2015).
  - [4] E. Pollak, “The tunneling flight time”, in *Tunnelling in Molecules: Nuclear Quantum Effects from Bio to Physical Chemistry*, The Royal Society of Chemistry (2020), pp. 399-424.
  - [5] Zi-Hao Chen, Yao Wang, Xiao Zheng, Rui-Xue Xu, and YiJing Yan, J. Chem. Phys. **156**, 221102 (2022).
  - [6] S. Gurvitz, A. Aharony, and O. Entin-Wohlman, Phys. Rev. **B94**, 075437 (2016).
  - [7] S. Gurvitz, Journal of Physics A:Mathematical and Theoretical, **52**, 175301 (2019).
  - [8] S. Kohler, J. Lehmann, and P. Hänggi, Phys. Rep. **406**, 379 (2005).
  - [9] R. Landauer, IBM Journal of Research and Development. **1**, 223 (1957).
  - [10] J. Bardeen, Phys. Rev. Lett. **6**, 57 (1961).
  - [11] S. Datta, *Electronic Transport in Mesoscopic Systems*, Cambridge University Press, 1995.
  - [12] C. J. Chen *Introduction to Scanning Tunneling Microscopy*, Oxford University Press , 2021.
  - [13] M. Zendra, F. Borgonovi, G. L. Celardo and S. Gurvitz, Phys. Rev. **B109**, 195137 (2024).
  - [14] M. Zendra, F. Borgonovi, G. L. Celardo and S. Gurvitz, Phys. Rev. **A110**, 062222 (2024).
  - [15] An accurate derivation of the Bardeen-type formulas and their accuracy for tunneling to continuum can be found in Refs. [16, 17].
  - [16] S.A. Gurvitz, Phys. Rev. **A38**, 1747 (1988).
  - [17] S.A. Gurvitz, “Two-potential approach to multi-dimensional tunneling”, in *Multiple Facets of Quantization and Supersymmetry*, World Scientific, (2002), pp. 91–103.
  - [18] D. Sokolovski, E. Akhmatskaya, Commun. Phys. **1**, 1-9 (2018).
  - [19] A. Uranga, E. Akhmatskaya, and D. Sokolovski, Phys. Rev. Research, **6**, 023197 (2024).
  - [20] It is explicitly demonstrated in Appendix A by evaluation of the transmission coefficient  $T(E)$  of a rectangular barrier by the Bardeen formula versus the exact textbook result.
  - [21] R. Landauer and Büttiker, Phys. Rev. Lett. **49**, 1739 (1982).
  - [22] R. Landauer and T. Martin, Rev. Mod. Phys., **66**, 217 (1994).
  - [23] E. Pollak and W.H. Miller, Phys. Rev. Lett. **53**, 115 (1984).
  - [24] I. Bloch, Nature Physics. **1**: 23 (2005).
  - [25] T. P. Meyrath, F. Schreck, J.L. Hanssen, C.-S. Chuu, and M.G. Raizen, Phys. Rev. A **71**, 041604(R) (2005).