

Improving Community Detection in Academic Networks by Handling Publication Bias *

Md Asaduzzaman Noor[†] John Sheppard[‡]
 Jason Clark[§]

Montana State University, Bozeman MT-59717, USA

Abstract

Finding potential research collaborators is a challenging task, especially in today’s fast-growing and interdisciplinary research landscape. While traditional methods often rely on observable relationships such as co-authorships and citations to construct the research network, in this work, we focus solely on publication content to build a topic-based research network using BERTopic with a fine-tuned SciBERT model that connects and recommends researchers across disciplines based on shared topical interests. A major challenge we address is publication imbalance, where some researchers publish much more than others, often across several topics. Without careful handling, their less frequent interests are hidden under dominant topics, limiting the network’s ability to detect their full research scope. To tackle this, we introduce a cloning strategy that clusters a researcher’s publications and treats each cluster as a separate node. This allows researchers to be part of multiple communities, improving the detection of interdisciplinary links. Evaluation on the proposed method shows that the cloned network structure leads to more meaningful communities and uncovers a broader set of collaboration opportunities.

Keywords: Community detection, Collaboration recommendation, Topic-based scholarly network, BERTopic, Social network analysis

*This paper is an extended version of a work accepted at ASONAM 2025.

[†]mdasaduzzamannoor@montana.edu

[‡]john.sheppard@montana.edu

[§]jaclark@montana.edu

1 Introduction

Research collaboration plays a crucial role in advancing scientific discovery, often leading to more impactful and interdisciplinary outcomes. As the volume of scholarly publications continues to grow, recommending meaningful collaborations has become an increasingly challenging problem in the research community. Most existing approaches rely on observable relationships, such as co-authorship or citation networks, to recommend collaborators. While effective to some extent, these methods tend to reinforce known connections, missing opportunities to connect researchers based on shared topical interests.

We argue that topical similarity, which can be derived from publication content, is a powerful relation for identifying potential collaborations. Two researchers working on similar themes may never have co-authored a paper or even be aware of each other’s work. By looking at what researchers are actually publishing, we can uncover hidden connections and make collaboration recommendations that are more diverse, going beyond the usual disciplinary lines.

Although prior work has leveraged publication data, most focus narrowly on ranking collaboration candidates based on content similarity scores. These models typically provide limited interpretability, offering little beyond a top- k list with abstract relevance scores. In contrast, social network analysis (SNA) offers a broader perspective. Not only does it enable content-based recommendations, but it also reveals how researchers are organized around shared interests, highlights influential nodes, and offers more interpretable, community-driven insights through network structures and visualizations.

In this work, we construct a scholarly network entirely based on topic similarity, using basic metadata (publication titles and abstracts) to group researchers by shared research themes. This builds on our prior work [14, 15], where we demonstrated that content-based networks can enhance the novelty and diversity of collaboration recommendations. However, one key challenge we address in this paper is possible imbalance in publication counts across researchers. High-output researchers often work on multiple topics, but their less frequent interests are overshadowed by their dominant ones when building similarity-based networks. As a result, meaningful connections between those smaller topics can be missed.

To address this, we introduce a cloning strategy for highly productive researchers. By clustering their publications into coherent topical groups, we

create multiple “clones” that represent distinct research areas. This allows these researchers to participate in multiple communities, improving the detection of diverse and interdisciplinary collaborations. Our key contributions are:

- We propose a cloning-based strategy to handle publication imbalance, enabling more accurate and diverse community detection.
- We construct a topic-based researcher similarity matrix with clones using BERTopic applied to publication titles and abstracts.
- We evaluate the quality of the resulting communities empirically and demonstrate the benefits of our approach for collaboration recommendations.

2 Related Work

One of the key goals of researcher social network analysis is to provide potential research collaboration recommendations. Most existing work in this area relies heavily on direct relationships between researchers, such as co-authorship or citation links, to suggest collaborators or identify research communities. While effective to some extent, these approaches often overlook the topical diversity of individual researchers, limiting the ability to connect them based on shared research interests.

Earlier work often considered collaboration recommendation as a link prediction problem, where the goal is to infer new or future connections within the network. For instance, Nowell et al. [12] constructed co-authorship networks and proposed prediction methods based on vertex neighborhoods and network path ensembles. Later, Backstrom et al. [1] introduced supervised random walks on co-authorship networks to improve link prediction.

Several hybrid approaches were also proposed that combined direct relationships with content-based features to improve recommendation quality. Yang et al. [21] integrated research expertise, co-authorship, and institutional ties, using a language model for semantic similarity and an SVM-Rank framework for matching. Kong et al. [10] built a co-authorship network, applied Word2Vec to publication titles, and used clustering and cosine similarity within a Random Walk model. Zhou et al. [22] created a multidimensional academic network using ResearchGate data and introduced time-aware edge

weights, favoring recent collaborations with an improved Random Walk algorithm. All of the above hybrid methods rely on some form of direct link to construct the network, which limits their ability to identify entirely new, interdisciplinary collaborations. They tend to reinforce existing connections rather than explore potential new connections.

Other work has used only publication data to drive recommendations. Liang et al. [11] used LDA to model research fields and compared topic vectors to suggest cross-disciplinary collaborations. Kong et al. [9] proposed the BCR model, incorporating evolving interests and academic influence via time-weighted topic distributions and cosine similarity.

Existing content-based approaches often focus on document similarity to generate top- k recommendations. However, we argue that such models can lack interpretability, providing only similarity scores without much explanation. By integrating social network analysis into content-based data, we aim to make the recommendation process more transparent and informative. Community detection, in particular, goes beyond isolated suggestions, offering a structural view of researcher clusters, topic distributions, and key participants.

In this work, we construct a research network using topic-based similarity between researchers while accounting for publication count imbalance to ensure fairer and more meaningful community detection. To our knowledge, this is the first effort to address publication imbalance explicitly in topic-based community detection for research collaboration.

3 Dataset

To build the researcher dataset, we used Montana State University’s (MSU) current faculty list and retrieved their publication history using OpenAlex [17], an open source API for accessing scholarly metadata. We collected publication titles, abstracts, and author IDs from 2004 to 2025 for papers affiliated with MSU faculty. In total, we extracted metadata for 9,768 publications. To ensure meaningful topic distributions for our network construction, we excluded researchers with fewer than five publications. This resulted in a final dataset of 296 faculty members, with a maximum of 190 publications for a single researcher and mean and median publication counts of 33 and 22, respectively.

Figure 1 shows the publication count distribution across the researchers

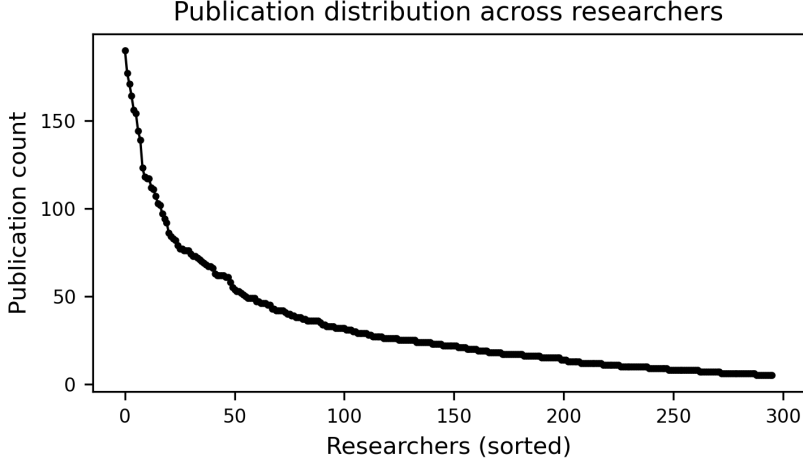


Figure 1: Researchers’ publication count in descending order

in descending order. The distribution is heavily right-skewed, with a small number of researchers publishing significantly more than others. This imbalance necessitated our addressing publication count disparities for effective community detection.

4 Methodology

Our proposed method is depicted in Figure 2. First, we train a topic model using the publication metadata of all researchers. Next, we create clones for high-publication researchers by clustering their publications. Then, we compute the topic probability distributions for each researcher (including the clones) and use these to build a topic similarity matrix between researcher pairs. From this matrix, we construct a research network and apply community detection. Finally, we refine the detected communities by merging duplicate nodes (i.e., clones) to obtain the final set of research communities that share similar topical interests. We provide a detailed explanation of each step in the following sections.

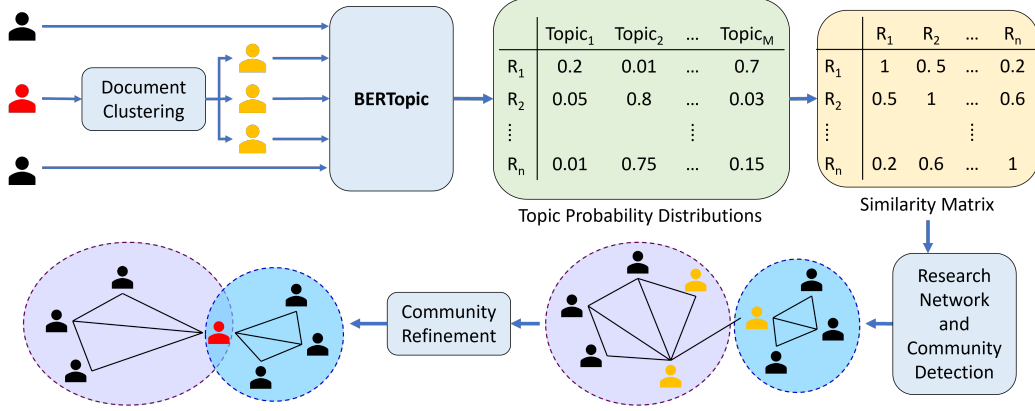


Figure 2: Overview of the proposed methodology

4.1 Topic Modeling

The first step in creating a collaborative research network involves building a topic model from the researchers’ publications. While any topic modeling technique could be used for this step, we chose BERTopic [7], which extracts topics from text while emphasizing contextual information. Similar to Latent Dirichlet Allocation (LDA) [3], which generates a word probability distribution for each topic, BERTopic uses a class-based tf-idf technique to identify the top words associated with each topic. Additionally, BERTopic allows for the extraction of topic probability distributions for each document, reflecting the degree to which each document belongs to a given topic.

We used the publications of all researchers in our dataset as the corpus. Previous studies have shown that fine-tuning the sentence-embedding model on a specific dataset can enhance the performance of the transformer model [6, 8, 20]. Therefore, we fine-tuned the sentence transformer with our corpus using Masked Language Modeling (MLM) [5]. In MLM, words or subwords in a sentence are replaced randomly with a special token (e.g., [MASK]). The model’s objective is to predict these masked tokens based on the context provided by the surrounding unmasked words. While pre-trained sentence transformers are trained on large datasets, applying MLM to our specific corpus enables the model to better capture context relevant to our research domain. From the fine-tuned BERTopic model, we obtain topics, topic-word distributions, and document-topic probability distributions, which are used in the subsequent steps of our methodology.

4.2 Cloning High-Impact Researchers via Publication Clustering

It is common for research institutions to have researchers with a high publication count, in contrast to others with fewer publications. When extracting topic probability distributions using all publications of a high-count researcher, the distribution often favors topics that appear frequently across most of their work. This can lead to missing less frequent but still relevant topics. Since the goal is to identify research communities based on topic similarity, high-publication researchers may end up belonging to a single community aligned with only their dominant topical interests.

A key characteristic of many high-publication researchers is that they often work across multiple diverse areas. As such, their less frequent topics should also connect them to other communities beyond their main focus. To capture this, we introduce a cloning strategy that allows a researcher to be represented in multiple communities.

In our dataset, the median publication count per researcher is 22. Based on this, we define high-impact researchers as those with more than 1.5 times the median (i.e., over 33 publications) and select them for cloning. The clones are generated by clustering documents based on topic similarity. Specifically, we first collect all papers of a high-impact researcher and represent them using the fine-tuned sentence embedding model trained earlier for global topic modeling. Consistent with BERTopic we then apply UMAP for dimensionality reduction, followed by HDBSCAN to group the publications based on similarity.

The number of clusters produced by HDBSCAN determines how many clones are created. For instance, if researcher A’s publications form three clusters, three clones, A1, A2, and A3, are created, each containing the documents from the corresponding cluster. Note that HDBSCAN may assign a label of -1 to documents it identifies as outliers or noise. Since we are clustering publications, we include these as a separate clone as they still provide useful information about the researcher’s broader topical activity.

4.3 Researchers’ Topic Similarity Matrix

Following the cloning step, which increases the total number of researchers by adding clones for high-publication individuals, the next step involves computing the topic probability distribution for each researcher. The fine-tuned

BERTopic model provides topic probability distributions at the document level. Briefly, BERTopic calculates the topic distribution for a document by dividing it into chunks of words or token sets. It then applies a sliding window to assign topics to each chunk. The overall topic distribution of a document is derived by summing the topic assignments of all chunks and normalizing the resulting vector.

To compute the topic distribution for a researcher, we aggregate the topic distributions of all their publications and normalize the sum. Specifically, let \mathbf{N} be the total set of publications, and $\mathbf{N}_i \subseteq \mathbf{N}$ denote the set of publications authored by researcher i , with $n_i = |\mathbf{N}_i|$. Let $p_j \in \mathbf{N}_i$ represent an individual publication of researcher i , and let $\boldsymbol{\theta}_{p_j}$ be the topic distribution of publication p_j . The topic distribution for researcher i , denoted as $\boldsymbol{\Theta}_i$, is calculated as:

$$\boldsymbol{\Theta}_i = \frac{1}{n_i} \sum_{p_j \in \mathbf{N}_i} \boldsymbol{\theta}_{p_j}$$

After computing topic distributions for all researchers, we construct the researchers' topic similarity matrix. Since BERTopic provides probability distributions, we employ the Jensen-Shannon Divergence (JSD) [18] to quantify the similarity between two researchers' topic profiles, where

$$\text{JSD}(P\|Q) = \frac{1}{2}D_{\text{KL}}(P\|M) + \frac{1}{2}D_{\text{KL}}(Q\|M).$$

Here D_{KL} denotes the KL divergence, and $M = \frac{1}{2}(P + Q)$ is the mean distribution over P and Q . The JSD value lies between 0 and 1, with lower values indicating higher similarity. For a dataset with R researchers, this results in a topic similarity matrix \mathcal{S} of size $\mathbb{R}^{R \times R}$, where entries correspond to $1 - \text{JSD}(\boldsymbol{\Theta}_i, \boldsymbol{\Theta}_j)$.

4.4 Constructing the Research Network

A network is represented by a graph structure $\mathcal{G}(\mathbf{V}, \mathbf{E})$, where \mathbf{V} denotes the set of vertices and \mathbf{E} represents the set of edges connecting the vertices, indicating some form of relationship between them. In our case, the researchers are represented by the vertices, and the topic similarity between them reflects the strength of the relationship. An adjacency matrix \mathbf{A} is used to represent the graph. We define the adjacency matrix corresponds to the topic similarity matrix \mathcal{S} .

Constructing the network using the similarity matrix results in a fully connected network. However, extracting communities from a fully connected network is often challenging because community intuition is based on having many connections within a group, compared to connections outside of it. To address this, we also perform edge pruning by removing edges with weights below a certain threshold.

4.5 Community Detection

Once the research network is constructed, the next step is to detect communities within the network. As our network is based on topic similarity between researchers, the formed communities should ideally group researchers with similar topical interests.

Several algorithms for detecting communities in a weighted, undirected graph exist in the literature [4, 13, 19]. For our analysis, we utilize the Nested Hierarchical Louvain (NH-Louvain) [16] algorithm, which is capable of detecting communities at different hierarchical levels. The rationale behind selecting a hierarchical community detection algorithm is that topics often exhibit a natural hierarchical structure. For instance, topics like machine learning should be grouped under a broader topic like Artificial Intelligence, which itself falls under even broader categories such as Computer Science, Mathematics, and Statistics. Hence, communities based on topic similarity should also form a hierarchy, with granularity varying according to the level of topical specificity.

The NH-Louvain algorithm discovers communities through the following process. The core algorithm, the Louvain method, detects communities by greedily optimizing the modularity score. Modularity measures the difference between the fraction of edges within a community and the fraction of edges expected in a random graph with the same degree distribution. The Louvain algorithm places vertices in a community as long as doing so increases the modularity score. NH-Louvain detects hierarchical communities by first applying the Louvain method to the entire network, then recursively applying Louvain to the communities identified in the previous step, until a stopping criterion is met. In our case, we used a minimum community size as a stopping criterion. For a more detailed explanation of the NH-Louvain, please refer to [16].

4.6 Refining Community Structure

During the construction of the research network, we introduced clones for high publication-count researchers to account for the diversity of their topical interests. Consequently, the same researcher may appear multiple times within a detected community due to topical similarity among their clones. Since these clones represent the same underlying researcher, we perform a community refinement step to merge all clones into a single vertex.

This refinement is applied individually to each community, rather than to the full graph. The rationale is that, if the clones of a researcher appear in different communities, this separation is intentional as it reflects the researcher’s engagement in multiple, distinct topical areas. However, if the clones are placed within the same community, they should be merged to represent a single entity.

The refinement process is outlined in Algorithm 1. The algorithm takes as input the subgraph of a community and its node set, and outputs a new community graph with merged clones. First, nodes are grouped by their base identity, assigning a common identifier to all clones of the same researcher. Then, for each node, we add its base identity to the graph and iterate over its neighbors. If the neighbor has a different base identity, we add or update the edge between their corresponding base nodes in the graph, retaining the maximum observed weight. The final refined graph is returned after all nodes are processed.

5 Experimental Design

In this section, we describe the hyperparameter tuning process for the BERTopic model and how we clustered publications of high-output researchers to generate clones. To begin, we fine-tuned the sentence embeddings used in BERTopic to better align with our research domain. We started with Hugging Face’s `allenai/scibert_scivocab_uncased` [2], a BERT-based model pre-trained on Semantic Scholar papers. To adapt it to our dataset, we applied MLM [5] on our corpus, masking 15% of the tokens and training for 40 epochs.

For dimensionality reduction in BERTopic, we used UMAP with the following parameters: `n_neighbors = 15`, `n_components = 5`, and `min_dist = 0.0`. Topic clustering was performed using HDBSCAN with `min_cluster_size`

Algorithm 1 REFINECOMMUNITY

Require: Community subgraph G_C , community nodes C

```
1: Group nodes in  $C$  by base identity ▷ Handle clones as one
2: Initialize new community graph  $G'$ 
3: for all node  $u$  in  $C$  do
4:   Add base identity of  $u$  to  $G'$ 
5:   for all neighbor  $v$  of  $u$  in  $G_C$  do
6:     Get base identity of  $v$ 
7:     if base identities of  $u$  and  $v$  differ then
8:       Add base identity of  $v$  to  $G'$  if not exists
9:       Add or update edge  $(u, v)$  in  $G'$  with max weight
10:    end if
11:  end for
12: end for
13: return  $G'$ 
```

= 8 and `min_samples` = 4, resulting in 445 topics after training with the fine-tuned SciBERT. To create clones, we embedded the publications of each high-output researcher using the same fine-tuned SciBERT model. We then clustered each researcher’s documents using HDBSCAN with `min_cluster_size` = 10 and `min_samples` = 5 to form clone groups. For the class-based TF-IDF representation, we applied standard NLP preprocessing steps, including stopword removal, digit and punctuation filtering, and lemmatization.

Note that hyperparameters were tuned through random search rather than exhaustive search, aiming for interpretable, stable clusters that reflected meaningful topical groupings.

6 Results and Discussion

We begin our results discussion focusing on whether cloning improves community detection among researchers—particularly high-impact ones. The underlying hypothesis is that the topic distributions of high-impact researchers may be underrepresented, as their diverse research interests can be overshadowed by dominant topics. By cloning these researchers through clustering their publications, we aim to reveal more accurate (and possibly overlapping) communities and support more diverse collaboration recommendations. Al-

Table 1: Summary statistics of the researchers with clones

Total Number of Researchers	296
High-Impact Researchers (More than 33 Papers)	96
Researchers with Clones	68
Max clones for a researcher (173 publications)	10
Min clones for a researcher	2
Median clones (high-impact researchers)	3
Max publications (cloned researchers)	118
Avg. publications (cloned researchers)	27.09
Median publications (cloned researchers)	23

though our method is unsupervised and lacks ground truth for direct comparison, we provide both quantitative and qualitative insights to assess its performance.

In Table 1, we present the statistics of the clones for high-impact researchers. Our dataset initially included 296 researchers, of which 96 were considered high-impact due to having more than 33 publications (1.5 times 22 median publications). These 96 high-impact researchers were then passed to the clustering algorithm (i.e., HDBSCAN) to form groups based on publication similarity. Of these 96 researchers, 68 were assigned to more than one cluster. For the remaining researchers, HDBSCAN returned a single cluster, indicating that either their publications were very similar or very diverse (with a cluster level of -1), preventing the formation of multiple groups. Among the 68 researchers, the maximum number of clones was 10, for a researcher with 173 total publications. The median number of publications for the cloned researchers was 23, which is closely aligned with the original median of 22 before cloning.

Next, we show the edge weight distribution of the researchers before and after cloning in Figure 3. Before cloning, our research network contained 296 vertices. After cloning, we added several vertices to accommodate the cloned researchers, resulting in 444 vertices. To ensure a fair comparison between the before and after networks, we applied the community refinement step (Section 4.6) to the post-cloning network. This step treated the entire network as a single community, merging cloned researchers into a single vertex. When merging vertices, we retained the maximum edge weight (rather than averaging) to preserve the highest topic similarity. As shown in Figure 3,

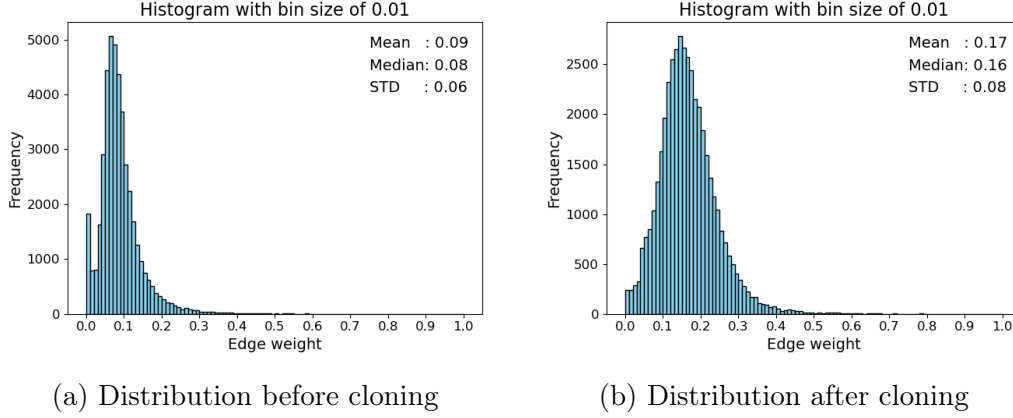


Figure 3: Distribution of network edge weights before and after cloning

the network after cloning has an improved similarity edge weight distribution, with reduced skew and increased mean and median values, suggesting that the topical similarity between researchers is more pronounced in the post-cloning network.

Figure 4 shows the mean edge weights of the 68 cloned researchers before and after cloning. As with the previous analysis, we ensured comparability between the pre-and post-cloned networks. For all cloned researchers, we observed an increase in mean edge weights, indicating that cloning enhanced the topical distribution of the researchers. This suggests that cloning may have more effectively captured diverse topics, leading to higher similarity scores when compared to other researchers, thus showing the effectiveness of the proposed method.

Next we focused on detecting communities in the post-cloned network. In the previous analysis, we considered the fully connected network to demonstrate the improved edge weight distribution. However, a fully connected network can pose challenges when detecting meaningful communities [16]. To address this, we fine-tuned the network by applying a threshold of 0.25, which resulted in a network density of 0.1. This threshold allowed us to maintain sufficient edges to preserve relevant connections while preventing the network from being overloaded, thus balancing sparsity and meaningful community structure.

For community detection using the NH-Louvain algorithm, we set a minimum community size threshold of 30. This choice was based on the trade-off

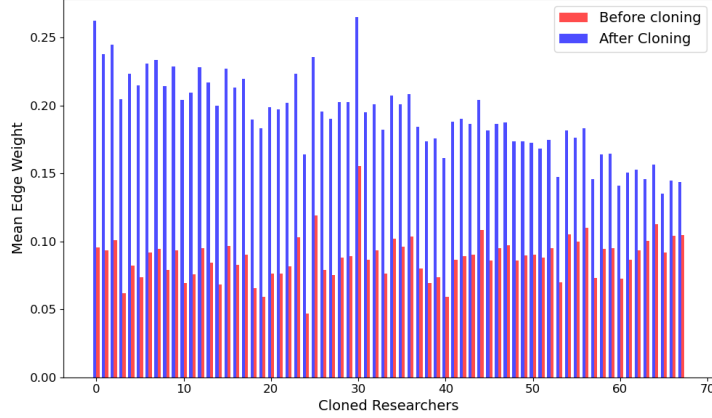


Figure 4: Mean edge weights of the high-output researchers before and after cloning (sorted by difference)

Table 2: Summary statistics of the communities in the final research network

Total Number of Communities	30
Max Community Size	28
Min Community Size	2
Avg. Community Size	11.17
Median Community Size	11.5
Avg. Community Density	0.64

between granularity and interpretability. A smaller community size would focus on more specific, high-similarity groups, whereas a larger community size would include a broader set of researchers with less strong topic similarity. While the exact threshold is somewhat arbitrary, it depends on the researcher’s goal for community granularity: smaller communities for more focused, specialized collaboration or larger communities for broader, more inclusive groupings. Table 2 shows the statistics of the detected communities in the final network after applying the community refinement step.. The average community density of 0.64 shows a good level of connectivity between community members, without making the network too dense to affect interpretability.

With the introduction of cloning, we observed that, after community detection in the post-cloned network, some researchers belonged to more

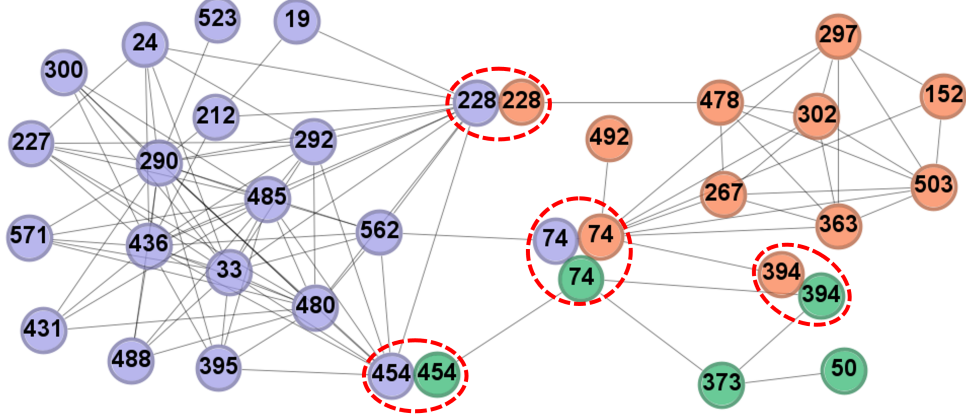


Figure 5: Overlapping communities: dashed circle shows overlapping membership

than one community following the community refinement step. This outcome aligns with our intuition, as high-output researchers may have diverse topical interests that place them in multiple communities.

We found that 29 researchers belong to more than one community. Although clones were created for 68 researchers, after the community refinement step, only 29 of them were placed in multiple communities. For the remaining researchers, despite the presence of clones, all of them remained within the same community and were merged into a single vertex during refinement. This suggests that, even though clones were generated, their topical similarity was strong enough to keep them within a single community.

We also observed that the maximum number of overlapping memberships was 4, indicating that a single researcher was placed in four different communities, reflecting a broad range of topical interests. However, we observed the median of 2 overlapping memberships, which suggests that most cloned researchers were placed in just two communities.

Figure 5 gives an example subnetwork that shows three communities containing four researchers with overlapping memberships. The overlapping nodes are highlighted with dashed circles. Researcher 74 appears in all three communities, while researchers 228, 394, and 454 are part of two communities. Without cloning, a classic community detection algorithm would have assigned these researchers to a single community based on their most dominant topical similarity. However, our cloning approach revealed their diverse

appearing in different clusters. This separation enables the clones to adopt distinct topical focuses and be assigned to different communities.

Although our method was not designed explicitly as an overlapping community detection approach, the use of cloning naturally resulted in researchers having memberships in multiple communities, creating overlap. This raises an interesting question: Could our approach serve as an alternative way to detect overlapping communities in text-based research networks? Investigating this possibility and comparing it with existing overlapping community detection methods is a promising direction for future work. In addition, our core idea of handling contribution imbalance through cloning may have broader applicability beyond academic networks. In social networks where a few users dominate content (e.g., online forums, blogs, and product reviews), our method could help identify more balanced community structures that better reflect the contributions of less active users.

7 Conclusion

In this paper, we presented an approach and results that explore the potential of topic-based networks for identifying research communities and generating diverse collaboration recommendations. Unlike traditional approaches that rely on observable relationships like co-authorship or citations, we focused solely on publication content to build a social network of researchers. By leveraging BERTopic and a fine-tuned SciBERT model, we constructed a topic similarity network that identifies connections between researchers across different disciplines.

One of our key contributions was addressing the publication imbalance issue, where researchers with high output tend to be underrepresented in the similarity network. To address this, we proposed an effective cloning strategy, clustering their publications to identify less common research areas that would otherwise be overshadowed. This allowed researchers to be part of multiple communities, better reflecting their full research landscape and supporting more interdisciplinary recommendations. Our evaluation demonstrated that the cloned network structure improves both community coherence and the diversity of potential collaborations.

7.0.1 Acknowledgments

This paper is based on work supported, in part, by NSF EPSCoR Cooperative Agreement OIA-2242802. Any opinions, findings, and conclusions or recommendations expressed in this material are those of the author(s) and do not necessarily reflect the views of the National Science Foundation.

References

- [1] Lars Backstrom and Jure Leskovec. Supervised random walks: predicting and recommending links in social networks. In *Proceedings of the fourth ACM international conference on Web search and data mining*, pages 635–644, 2011.
- [2] Iz Beltagy, Kyle Lo, and Arman Cohan. SciBERT: A pretrained language model for scientific text. In *Proceedings of the 2019 Conference on Empirical Methods in Natural Language Processing and the 9th International Joint Conference on Natural Language Processing (EMNLP-IJCNLP)*, pages 3615–3620, 2019.
- [3] David M. Blei, Andrew Y. Ng, and Michael I. Jordan. Latent dirichlet allocation. *Journal of Machine Learning Research*, 3:993–1022, 2003.
- [4] Vincent D Blondel, Jean-Loup Guillaume, Renaud Lambiotte, and Etienne Lefebvre. Fast unfolding of communities in large networks. *Journal of Statistical Mechanics: Theory and Experiment*, 2008(10):P10008, 2008.
- [5] Jacob Devlin, Ming-Wei Chang, Kenton Lee, and Kristina Toutanova. Bert: Pre-training of deep bidirectional transformers for language understanding. *arXiv preprint arXiv:1810.04805*, 2019.
- [6] Ning Ding, Yujia Qin, Guang Yang, Fuchao Wei, Zonghan Yang, Yusheng Su, Shengding Hu, Yulin Chen, Chi-Min Chan, Weize Chen, et al. Parameter-efficient fine-tuning of large-scale pre-trained language models. *Nature Machine Intelligence*, 5(3):220–235, 2023.
- [7] Maarten Grootendorst. Bertopic: Neural topic modeling with a class-based tf-idf procedure. *arXiv preprint arXiv:2203.05794*, 2022.

- [8] Suchin Gururangan, Ana Marasović, Swabha Swayamdipta, Kyle Lo, Iz Beltagy, Doug Downey, and Noah A. Smith. Don’t stop pretraining: Adapt language models to domains and tasks. *arXiv preprint arXiv:2004.10964*, 2020.
- [9] Xiangjie Kong, Huizhen Jiang, Wei Wang, Teshome Megersa Bekele, Zhenzhen Xu, and Meng Wang. Exploring dynamic research interest and academic influence for scientific collaborator recommendation. *Scientometrics*, 113:369–385, 2017.
- [10] Xiangjie Kong, Huizhen Jiang, Zhuo Yang, Zhenzhen Xu, Feng Xia, and Amr Tolba. Exploiting publication contents and collaboration networks for collaborator recommendation. *Public Library of Science*, 11(2):e0148492, 2016.
- [11] Wei Liang, Xiaokang Zhou, Suzhen Huang, Chunhua Hu, and Qun Jin. Recommendation for cross-disciplinary collaboration based on potential research field discovery. In *2017 fifth international conference on advanced cloud and big data (CBD)*, pages 349–354, 2017.
- [12] David Liben-Nowell and Jon Kleinberg. The link prediction problem for social networks. In *Proceedings of the twelfth international conference on Information and knowledge management*, pages 556–559, 2003.
- [13] Andrew Y Ng, Michael I Jordan, and Yair Weiss. On spectral clustering: Analysis and an algorithm. In *Advances in Neural Information Processing Systems (NeurIPS)*, volume 14, pages 849–856, 2002.
- [14] Md Asaduzzaman Noor, Jason A Clark, and John W Sheppard. Scholar-nodes: Applying content-based filtering to recommend interdisciplinary communities within scholarly social networks. In *Proceedings of the 47th International ACM SIGIR Conference on Research and Development in Information Retrieval*, pages 2791–2795, 2024.
- [15] Md Asaduzzaman Noor, John Sheppard, and Jason Clark. Finding potential research collaborations from social networks derived from topic models. In *10th International Conference on Behavioural and Social Computing*, pages 1–7, 2023.
- [16] Md Asaduzzaman Noor, John W. Sheppard, and Jason A. Clark. Identifying hierarchical community structures in content-based scholarly social

- networks. In *2024 International Conference on Machine Learning and Applications (ICMLA)*, pages 440–447, 2024.
- [17] Jason Priem, Heather Piwowar, and Richard Orr. Openalex: A fully-open index of scholarly works, authors, venues, institutions, and concepts. *arXiv preprint arXiv:2205.01833*, 2022.
 - [18] Sheldon M. Ross. *Introduction to Probability Models*. Academic Press, San Diego, CA, USA, sixth edition, 1997.
 - [19] Martin Rosvall and Carl T Bergstrom. Maps of random walks on complex networks reveal community structure. *Proceedings of the National Academy of Sciences*, 105(4):1118–1123, 2008.
 - [20] Robert Tinn, Hao Cheng, Yu Gu, Naoto Usuyama, Xiaodong Liu, Tristan Naumann, Jianfeng Gao, and Hoifung Poon. Fine-tuning large neural language models for biomedical natural language processing. *Patterns*, 4(4):100729, 2023.
 - [21] Chen Yang, Jianshan Sun, Jian Ma, Shanshan Zhang, Gang Wang, and Zhongsheng Hua. Scientific collaborator recommendation in heterogeneous bibliographic networks. In *2015 48th Hawaii International Conference on System Sciences*, pages 552–561, 2015.
 - [22] Xiaokang Zhou, Wei Liang, Kevin I-Kai Wang, Runhe Huang, and Qun Jin. Academic influence aware and multidimensional network analysis for research collaboration navigation based on scholarly big data. *IEEE Transactions on Emerging Topics in Computing*, 9(1):246–257, 2021.