

The wall confronting large language models

P.V. Coveney^{1,2,3} and S. Succi^{4,5,6}

¹Centre for Computational Science, University College London, London WC1H 0AJ, U.K.

²Advanced Research Computing Centre, University College London, London WC1H 0AJ, U.K.

³Institute for Informatics, Faculty of Science, University of Amsterdam, 1098XH Amsterdam, The Netherlands

⁴Italian Institute of Technology, Viale Regina Elena 291, 00161 Rome, Italy

⁵Physics Department, Harvard University, Cambridge USA

⁶Mechanical Engineering Department, University College London, London WC1H 0AJ, U.K.

July 29, 2025

Abstract

We show that the scaling laws which determine the performance of large language models (LLMs) severely limit their ability to improve the uncertainty of their predictions. As a result, raising their reliability to meet the standards of scientific inquiry is intractable by any reasonable measure. We argue that the very mechanism which fuels much of the learning power of LLMs, namely the ability to generate non-Gaussian output distributions from Gaussian input ones, might well be at the roots of their propensity to produce error pileup, ensuing information catastrophes and degenerative AI behaviour. This tension between learning and accuracy is a likely candidate mechanism underlying the observed low values of the scaling components. It is substantially compounded by the deluge of spurious correlations pointed out by Calude and Longo which rapidly increase in any data set merely as a function of its size, regardless of its nature. The fact that a degenerative AI pathway is a very probable feature of the LLM landscape does not mean that it must inevitably arise in all future AI research. Its avoidance, which we also discuss in this paper, necessitates putting a much higher premium on insight and understanding of the structural characteristics of the problems being investigated.

1 Introduction

In the last decade AI and most notably machine learning (ML) have taken science and society by storm, with relentless progress reported, most recently in the context of generative AI’s large language models (LLMs) which display impressive capabilities in natural language processing that are not infrequently claimed to exceed their human counterpart. Such developments purport to adumbrate a completely unprecedented approach to a class of scientific problems whose complexity lies beyond reach of our best theoretical and computational models based on the scientific method, models that offer deep insight into and understanding of the basic mechanisms underlying the phenomena under investigation. AI’s success stories are the talk of the decade: chess and GO victories, self-driving cars and AlphaFold’s prediction of protein structures stand out as some the most spectacular cases in point [19], even dominating the Stockholm podium both in chemistry and physics in 2024 [38]. However, at root, ML is based on a mathematical black-box procedure which is entirely unaware of the underlying physics, although adding physics-informed constraints often improves its convergence behaviour [28].

The scientific and wider societal implications are paramount. Here we pinpoint precisely this aspect, with specific focus on the sustainability of LLMs applications based on a simple assessment of their scaling laws. By now it is common knowledge that the small number of AI tech companies capable of competing in the LLM domain have an insatiable desire for electrical energy and the electrical power that comes with it, to the point of re-opening and planning to build many nuclear reactors adjacent to their data centres where exceptionally large GPU-accelerated supercomputers reside. These resources are being used to build so-called “frontier models”, LLMs comprised of trillions of parameters (the connection weights in the underlying neural networks). However, although these companies guard their AI capabilities behind secure firewalls and do not share any of the technical details of their commercial products, it is clear that the improvements accruing are relatively limited. So far as the diminishing returns of large LLMs are concerned, a good example is GPT-4.5. Its parameter count is speculated to be in the range of 5-10 trillion [13, 45], and it is probably based on a mixture-of-experts architecture with *ca* 600 billion active parameters during inference. The API cost is 15 to 30 times higher than that of GPT-4o, its predecessor, which is indicative of the increase in model size.

The cost comparison is even more extreme when measured against smaller distilled models (see [25]). In contrast to “reasoning”-tuned models like o3, GPT-4.5 relies on sheer scale and pre-training rather than chain-of-thought fine-tuning with reinforcement learning. This yields qualitative gains in subjective areas (such as its abilities in writing and expressing empathy) but nothing substantial in verifiable domains such as mathematics and science [1, 5]. Interestingly, OpenAI initially described GPT-4.5 as “not a frontier model”, but later retracted that statement. The public only has access to the preview version. Another example is Meta’s Llama 4 Behemoth, a 2-trillion parameter model that appears to underperform relative to its scale, based on community sentiment and the release delay [13, 45].

Albeit elementary in many respects, the consequences of the very low scaling exponents do not appear to have been explicitly spelled out in the scientific literature, which is

precisely the gap we address in this paper. In short, they underpin the poor performance of LLMs and the very marginal improvement in their capabilities when trained on larger data sets. Moreover, we also propose a theoretical scenario supporting the emergence of such low scaling exponents and relating it to recent findings on the information collapse of self-trained AI models and the recognized lack of quantitative accuracy of modern LLMs. Mitigating scenarios are also outlined, underlining the importance of insight and understanding over purely empirical (*ad hoc*) control.

2 Scaling laws in computer simulation

Computer simulation is an essential component of scientific investigation and it is no exaggeration to state that no field of science and engineering would look the same without it. Among its strengths is the fact that all the data and parameters which enter such models bear a direct scientific meaning based on our understanding of a given domain, often straddling across different disciplines [14, 20, 21, 29, 30]. This is very different from AI where vast numbers of parameters are in play from the outset in artificial neural networks, whose role is solely to fit input to output data through an extensive and costly training period. Insight and understanding take a back seat as do the resources required to solve any particular problem. By contrast, scientific simulation methods are always developed hand in hand with well defined understanding about both their computational complexity and the way their errors scale with the computational resources required to solve the problem at hand.

As a first concrete example, let us consider the grid discretization of a differential equation in $d = 1$ spatial dimensions. For a discretization method of order p accuracy, the error of the simulation scales as follows

$$\epsilon_N = c_p N^{-p} \equiv (N/N_c)^{-p} \quad (1)$$

where N is the number of mesh nodes in the grid and c_p is a numerical prefactor dictating the critical size $N_c = c_p^{1/p}$ above which the error decreases below one. Scaling is usually associated with exponents since they dictate the trend of the error in the “thermodynamic limit” $N \rightarrow \infty$ as the size of the problem grows. However, real world applications—even the largest ones—take place in finite-size spaces, hence the prefactors play a significant role too, as they control the “effective thermodynamic limit”, $N \gg N_c$. A simple example clarifies the point. Consider the error associated with a centered finite differencing of the first order spatial derivative

$$\frac{df}{dx} \sim \frac{f(x+h) - f(x-h)}{2h} = f'(x) + f'''(x) \frac{h^2}{6} + O(h^3).$$

The relative error is $|f'''(x)/f'(x)|h^2/6 \sim (h/l)^2$ where l indicates the smallest lengthscale of the function $f(x)$. Let $h = L/N$, L being the size of the domain; after some algebra, we finally obtain for this error the expression

$$\epsilon_N \sim (L/l)^2 N^{-2}, \quad (2)$$

indicating second order accuracy with $N_c = L/l$. This clearly shows that localized functions, with $l/L \ll 1$ and extended functions with $l/L \sim 1$, both fall under second order scaling, but the latter show much smaller errors than the former. Hence, in actual practice, good convergence implies not only large negative exponents but also small prefactors.

For the $d > 1$ dimensional case, with a number $G = N^d$ of mesh points, the very same error reads as follows:

$$\epsilon_N = c_p G^{-p/d}. \quad (3)$$

This indicates a rapid deterioration of the accuracy with increasing dimension, one face of the notorious “curse of dimensionality” (CoD) according to which the cost of computing properties of interest scales exponentially in the dimensionality of the problem of interest.

It is thus of major interest to analyse the scaling of the error with the cost of the simulation, which we take here to be the number of operations required to complete the task. For a local grid method the cost scales as $C \sim N^{d_4} = G^{d_4/d}$, where d_4 is the computational dimension of 4-dimensional spacetime, namely $d + 1$ for propagation phenomena and $d + 2$ for diffusion. Hence we obtain:

$$\epsilon_C = c_C G^{-p/d_4} \quad (4)$$

which leads to an even smaller exponent. For systems involving all-to-all interactions between points on the grid, such as gravitation, the scaling is significantly worse, with $C \sim G^{2+1/d}$ leading to $d_4 = 2d + 1$.

The curse of dimensionality is the main reason why grid methods are generally used only up to around three dimensions, which is fortunately that of the physical world we live in. Yet, this is very short of addressing the requirements of many problems in modern science and engineering, especially but not exclusively those in the quantum realm, which must often deal with ultra-high-dimensional spaces with thousands of dimensions or more [27]. This is the reason why high-dimensional problems in $d > 3$ are usually handled by stochastic techniques, such as the Monte Carlo (MC) method. By suitably sampling the relevant regions of state space, the convergence of the MC method scales as the inverse square root of the sample size, that is:

$$\epsilon_{MC} = c_{MC} G^{-1/2} \quad (5)$$

Comparing with eq.(3), it is readily seen that MC outperforms grid methods under the condition $1/2 \geq p/d$, that is

$$d > 2p \quad (6)$$

For the typical case $p = 2$, this delivers $d > 4$, which indeed matches the common practice in computer simulation.

Hyperdimensional systems offer possibly the most advantageous terrain for AI by comparison with conventional computer simulations, precisely because AI techniques seem able to search out sparse solutions in very high dimensional spaces [27]. However, our

principle point, as the ensuing detailed inspection reveals, is that this terrain of operation comes at a very high computational price.

3 Scaling of Large Language Models

The convergence of modern ML schemes in general, and LLM’s in particular, is much harder to assess than for computer simulation methods, since they are based on a combination of deterministic and stochastic techniques in ultra-high-dimensional spaces with $d \gg 3$.

A milestone result in LLM’s research was the discovery that LLM’s not only survive overfitting (more parameters than data) but also seem to display “emergent” properties, i.e. they learn better as they get bigger. These scaling properties bear paramount technological implications, as they provide the basic booster for the relentless current big-tech race towards larger and larger LLMs, with parameters now extending well into the range of trillions. On a loose but telling note, this is still three decades short of the number of neural connections in the human brain, 10^{15} , and yet they consume some one hundred million times more power (GWatts as compared to the very modest 20 Watts required by our brains).

Given that such gargantuan numbers demand nuclear power plants to meet the needs of the modern AI industry as of now, it is well worth assessing the scaling performance of LLMs in more detail. The question is plain: what return are we getting for such an insatiable demand for energy?

In their 2020 paper, the OpenAI team published a very detailed analysis of the scaling laws of LLMs in terms of the dependence of the error (assumed here to be equal to the “loss function”, but see our qualifying comments below) and processing power on the quantity of data and parameters [18]. For the purpose of comparison, let us cast the LLM results as follows

$$\epsilon_K = \left(\frac{N}{N_{cK}} \right)^{-\alpha_K} \quad (7)$$

where we identify the loss function with the discretization error and the number of parameters with the number of unknowns in the computer simulation. $K = P, D, C$ stands for “parameters”, “data” and “cost”, respectively. As previously mentioned, we take a reference value for these exponents of $\alpha = 0.1$ and $N_c = 10^{14}$ for the critical scale. The corresponding exponents [10] lie systematically below 0.1, which we take as a (generous) estimate to set up a comparison with the convergence exponents and prefactors described in the previous section. More precisely, the values of these quantities are $\alpha_P = 0.075, N_{cP} = 8.8 \times 10^{13}$ for the scaling of the loss function with the parameters, $\alpha_D = 0.095, N_{cD} = 5.4 \times 10^{13}$ for the dependence on the data and $\alpha_C = 0.05, N_{cC} = 2.3 \times 10^8$ for the computational cost.

The apparently good news brought about by LLM scaling is basically twofold: first, there is no evidence of broken scaling due to overfitting over nearly six decades; second, the exponent $\alpha \sim 0.1$ is far above the value p/d of any grid method in ultra-high-dimensional

space: taking $p = 2$, any $d > 20$ would give a lower scaling exponent. Likewise $G_c \sim 10^{14}$ in $d = 20$ dimensions implies $N_c = L/l \sim 10^{14/20} \sim 5$, which points to a comparatively smooth target function. In other words, a text of 100 words, each 10 letters long, is represented by a vector in a $d = 1000$ dimensional space. In this case, even assuming a grid method could access sufficient memory, which is clearly not the case, in order to feature a scaling exponent of 0.1 a grid method would need to work with $p = 100$ order accuracy, something completely unimaginable.

By contrast, a Monte Carlo simulation of one hundred rigid molecules, each featuring 12 degrees of freedom, tracing a trajectory in a $d = 1200$ dimensional space, fits well within the capabilities of current supercomputers (caveat: MC simulations usually target average properties and are not supposed to capture single trajectories). The reason is that MC simulations successfully combat the curse of dimensionality by focussing on the degrees of freedom where they are most needed, avoiding wasting resources on uninteresting regions of state space. This requires the use of importance sampling techniques to identify the hot-spots within the state space. Just to give the reader an idea of how tiny these hot spots are, it suffices to remind oneself that a random move in the state space of 100 spherical molecules has one chance in 10^{260} to hit the target [15]. Returning to LLMs, the overwhelmingly bad news is that in absolute terms an exponent of 0.1 is far too low to yield computationally tractable improvements based on scaling up the size of the systems now being trained.

3.1 Transformers as complex dynamical systems

This is not surprising, given that LLMs employ stochastic techniques with presumably strong non-Gaussian fluctuations, hence exposed to a much stronger Resilience of Uncertainty (RoU) than in the Gaussian world (for a precise definition of RoU, see Appendix I). The fact that LLM’s use stochastic techniques to predict the next word out of a pre-existing sequence is well known, but that does not prove that such stochastic processes are non-Gaussian. Very recent work shows that random rectified linear unit (ReLU) networks are indeed non-Gaussian processes [26]). One can, however, adduce both specific and general arguments to establish that this must indeed be the case. The specific one is that LLM architectures are centered upon transformers, whose basic action is to turn an input signal x into an output y . The distinctive feature of transformers is that the number of neurons is the same across layers, which strongly facilitates the analogy with discrete dynamical systems. To highlight this analogy, it proves convenient to cast the transformer update as follows:

$$\frac{dz}{dt} = -\alpha[z - f(Wz - b)] \quad (8)$$

$$\frac{dW}{d\tau} = -\frac{\partial \mathcal{L}}{\partial W} \quad (9)$$

with boundary conditions $z(t = 0) = x$ and $z(t = T) = y$. In the above x (input), b (bias) and y (Output) are N -dimensional arrays, W is a $N \times N$ weight matrix, f is the

activation function, \mathcal{L} is the loss function and α is a relaxation parameters [35]. Note that t represents the “fast time” across the layers, whereas τ denotes the “slow time” associated with the backward error propagation step.

A word of caution is in order. In the aforementioned discussion, we have assumed that the Loss function is equivalent to an approximation error. This association is not entirely correct because an approximation error equal to zero means perfect convergence to the desired target, whereas LLM practice informs us that pushing the loss function below a given threshold may be detrimental to the quality of the results (due to training).

In this sense, the loss function is not a metric of the quality of an LLM’s predictions in the same way that an approximation error is in a “conventional” numerical scheme; instead, it is a pseudo-metric, which evades the convergence criteria for errors commonly adopted in scientific computing. There is nothing wrong with the loss *per se*, but given that it is not obvious that zero loss is the most desirable target, a decreasing trend in the loss function with increasing computational resources cannot necessarily be taken as an indication of success in its predictions. LLM loss is just a self-supervised learning signal. Slight mispredictions of the next word are often inconsequential, especially if they occur in intermediate reasoning traces that can be revised. In fact, driving the loss too low can lead to overfitting or mode collapse, and in rare cases a rising loss can be observed to correlate with improved model performance.

As such, loss is a rather slippery and ill-defined concept whose lack of equivalence with convergence of errors would melt away were LLMs forced to perform quantitative scientific and mathematical tasks rather than being evaluated based on their qualitative alignment with meaning in a language context. A very serious scientific drawback of AI and LLMs in particular is the pace of their development, with the claims of awesome capability being superseded by new paradigms which are asserted to be far better before anyone has been able to make sense of how the original algorithm behaves. At the time of writing, large reasoning models (LRMs) are in the ascendent, said to be better still because they provide evidence of how they reach their answers — to say nothing of agentic AI which is supposed to perform better still by orchestrating the interactions between multiple LRMs. This article only considers LLMs. Indeed, through their design rules, LRMs actually render the loss function an even more tenuous measure of their performance. LLMs themselves are all of a kind: they are all based on the original transformer architecture dating back some eight years, and they all perform in similar ways, revealing a remarkably limited underlying diversity in design. Examples of their shared limitations include the fact that they are not very good at making jokes and have an extraordinarily limited repertoire of only two, while when asked to name a random number between 1 and 50, Anthropic’s, Google’s and OpenAI’s LLMs all come up with 27. xAI’s Grok produces 42 first, and then 27 [44]. In short, they lack *novelty*.

For instance, it is not implausible to speculate that the ill-defined nature of the loss function as a metric of success plays a non-negligible role in the ubiquity of so-called “Potemkins”¹, namely “the illusion of understanding driven by answers irreconcilable with

¹For the record, the term “Potemkins” stems from the Russian Grigory Potemkin, a field marshal and former lover of Empress Catherine II, who constructed phoney portable settlements solely to impress the

how any human would interpret a concept”, quoting from [23]. The authors of [23] go on to state: “We also find that these failures reflect not just incorrect understanding, but deeper internal incoherence in concept representations”. One can associate Potemkins with a general sort of “holographic accuracy”, meaning by this a convergence which appears to be satisfactory only as long as one does not start scratching beneath the surface. Holographic accuracy is possibly a general trait of modern society over and beyond LLM’s.

Returning to the transformation in eqns (8) and (9), this is then iterated across the entire set of layers of the feed-forward network, the analogue of the trajectory of the associated dynamical system (once time is made discrete, see [35]).

For the sake of concreteness, an explicit example with $N = 2$ is provided in Appendix II. For the general case, suppose that input data are sampled from a multivariate distribution $p_X(x)$; the output distribution is then given by

$$p_Y(y) = \frac{p_X(x)}{|J|(x)} \quad (10)$$

where $|J|$ is the determinant of the Jacobian of the transformation $y = f^L(Wx - b)$ and f^L indicates repeated application across L hidden layers. Using the fact that $J = \prod_{i=1}^N \lambda_i$, λ being the eigenvalues of J , the above relation can also be written as:

$$p_Y(y) = p_X(x) e^{-\Lambda(x)} \quad (11)$$

where we have set $\Lambda(x) = \sum_{i=1}^N \log|\lambda_i|(x)$. The above expression highlights the crucial role of the eigenvalues of the Jacobian in shaping the output distribution. It is therefore clear that even if the input distribution is Gaussian, the output distribution will not be so in general (see Appendix II). Obviously, the argument is further reinforced by iteration across multiple layers (which is where much of the strength of deep learning comes from).

A transformer turning Gaussian inputs into Gaussian outputs would feature very limited learning capability, hence it is natural to associate learning with the ability to generate non-Gaussian outputs from Gaussian inputs. In the following, we shall argue that this very learning capability is inherently exposed to potentially catastrophic failures and DAI behaviour. In the above the word “potential” means that such catastrophic paths are not inevitable and in the following we shall also provide a few simple heuristics to facilitate their avoidance.

To this end, the first observation is that in complex systems, and LLMs certainly qualify as such, non-Gaussian fluctuations are the rule rather than the exception. This is hardly a coincidence: non-Gaussian fluctuations feed the long-range spacetime correlations which lie at the very heart of complexity (telling it apart from pure chaos and randomness). This is a well-known hallmark of extended nonlinear systems far from equilibrium and plays a vital role in most dynamic structure formation processes [4]. It is therefore entirely reasonable to propose that such long-range correlations play a vital role

Empress during her journey to Crimea in 1787. The structures would be disassembled after she passed, and re-assembled farther along her route where she could see them again.

in shaping the very structure of LLM’s (which, we recall are discrete dynamical systems), including their alleged “emergent properties” [9, 33–35].

The famous “attention” mechanism, a landmark of LLM research [40], is itself an outstanding example in point. (As an aside, it is interesting to note that, when prompted with the question as to a physical analogue of “attention”, ChatGPT itself suggests a nonlocal memory mechanism.)

A second well-known fact about complex dynamical systems is that non-Gaussian fluctuations often take the form of fat-tailed distributions, such as stretched exponentials and power-law distributions. The implications for accuracy cannot be underestimated, since it is equally well-known that at a given level of accuracy, sampling fat-tailed distributions requires far more data as compared to their Gaussian counterparts, a phenomenon that we name *Resilience of Uncertainty* (RoU). In fact, information catastrophes have been specifically attributed to the inability to reproduce the tails of the distribution under self-training scenarios [31]. Based on the above, it is quite natural to propose that the very mechanism fuelling LLMs’ ability to learn also exposes them to error pileup and a resulting information catastrophe, to be discussed further below.

At this stage a few quantitative comments on the expression (10) are in order. First, if the activation function is linear, the Jacobian is a constant and the output distribution is just a rescaled version of the input distribution: Gaussian inputs yield Gaussian outputs, the aforementioned low-learning scenario. This highlights the key role of nonlinearity in learning in general. The second observation is that the specific nature of the activation functions is also key. Take for instance the hyperbolic tangent $f(z) = \tanh(z)$: at low input $|z| \equiv |Wx - b| \ll 1$, it returns $f(z) \sim z$, hence linear behaviour. This means that “small” signals are delta-like distributed around $z = 0$ namely around $x = W^{-1}b$ (assuming an invertible weight matrix). “Large” signals, $|Wx - b| \gg 1$, on the other hand, saturate the activation function hence they are peaked around $z \pm 1$, yielding a bimodal distribution (see Appendix II). These simple heuristics highlight the role of the weights as a sort of “effective temperature” of the distribution: small weights lead to a narrow Gaussian centered about $z = 0$, while large weights give a bimodal distribution, suggestive of a phase-transition. Intermediate values provide flat distributions very far from Gaussian behaviour, hence potentially being exposed to error pile-up on the aforementioned “large signals”. In passing, we note the beneficial effects of “small” weights in taming long tails. However, practical transformers do not generally use \tanh activation functions but ReLU and smooth variants thereof, such as GeLU (Gaussian Error Linear Units). This family of activations functions leaves positive signals intact (linear behaviour) and suppresses negative ones, thus leading to quasi “half-Gaussian” distributions. This appears to be wise as it protects the large signals from the onset of long tails.

Summarizing, despite their simplicity, the above considerations illustrate the delicate tension between the tendency for non-Gaussian behaviour to fuel learning and the need to inhibit error pileup. The outcome of such a delicate balance is highly detail-dependent, imposing stringent constraints on the quantitative predictive power of a general theoretical analysis of this kind.

Overall, this scenario provides a very reasonable explanation for the very small scaling exponents as a direct consequence of the aforementioned trade-off between learning

and accuracy. It also provides guidelines for how to attempt to avoid degenerative AI behaviour. However, an important but astonishingly little known property of large data sets needs to be recalled. Calude and Longo showed that spurious correlations are a consequence purely of the size, not the nature, of a data set [8]. Such multitudinous spurious correlations also contribute to the low value of these exponents; they are intrinsic and overwhelmingly predominate over true correlations as the size of these data sets increases. It is clear that the mainstream literature on AI has completely overlooked this finding, although it is central to the problems we encounter in LLMs and indicates that they cannot be eradicated by mere brute force (see Appendix III).

3.2 Back to the exponents

The above matters had already been anticipated by the present authors back in 2019 [36], although in much less quantitative terms and without any specific reference to actual data, since such data were not available at the time of that writing. Since these data are now available, it is worth inspecting a few elementary but far-reaching consequences of the resilience of uncertainty *specifically associated with the most optimistic scaling exponent of $\alpha = 0.1$* .

For this purpose, let us recall that what a Monte Carlo exponent of $1/2$ means in actual practice is that, in order to cut down the error in a calculation by a factor 10, one needs to allocate $10^2 = 100$ more compute resources. This is usually regarded as a tough scaling law to live with in scientific applications, but it frequently offers the only way to go with ultra-high-dimensional systems. For the case of $\alpha = 0.1$, reducing the error by a factor 10 requires the allocation of $10^{1/0.1} = 10^{10}$, i.e. ten billion, more compute resources. And, if we focus on the power consumption itself, the exponent is 0.05, meaning an astronomical 10^{20} more computing power for just one order better in accuracy.

Despite the hype which seeks to persuade us that present-day LLMs already match and even outdo humans, it is acknowledged by the leading AI tech companies themselves that while LLMs produce “answers” very quickly, they make many mistakes, never mind their propensity to hallucinate [41]. That is why these AI companies have been trying to build increasingly large models and have now begun to openly recognise that the paradigm is nowhere near the nirvana of artificial general intelligence which they not long ago proclaimed to be [3]. Instead, a new form of AI is heaving into view - so-called *agentic AI*.

The main point here is that the scalability characteristics of these algorithms carries within them the seeds of their future failure. Even assuming that the original optimism behind LLMs were to be maintained, the scope for improvement is absolutely untenable on account of the accuracy required for most scientific applications [24], let alone the power demands of the approach.

Again, we wish to emphasise that this behaviour is fully in line with the expectation that, due to their non-Gaussian stochastic nature, LLMs should indeed retain an extreme form of uncertainty in their predictions which decays only very slowly regardless of the amount of data upon which they are trained. This is basically the main message broadcast by exponent below 0.1 (see also below). Although our article is based on the 2020 paper by

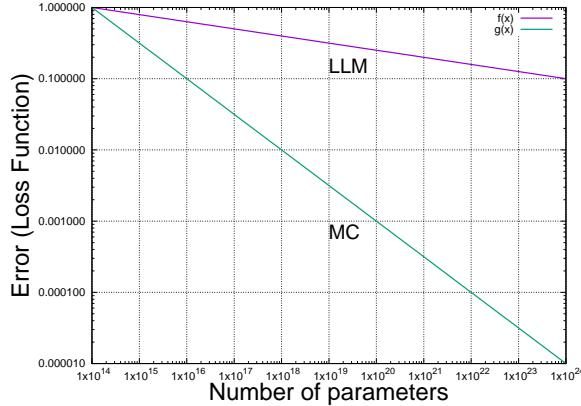


Figure 1: LLM versus Monte Carlo scaling. Starting from $N = 10^{14}$, it takes another 10 decades, $N = 10^{24}$ to reduce the LLM error by a factor 10. The MC scaling achieves the same factor 10 with just two decades, $N = 10^{16}$. In fact, the true gap is much wider than this, since a more realistic value for MC is $G_c \sim 10^9$.

Kaplan et al., subsequent work by DeepMind with larger datasets [18] conveys essentially the same message; see also the independent assessment in [43]. In this paper, Wolfe provides a very informative assessment of scaling from a variety of angles; to be sure, the central point is definitely not missed, as can be noted in comments such as “The idea of getting exponential scaling laws from logarithmic increase of compute is a myth” and “Scaling will eventually lead to diminishing returns”. Nevertheless, these statements do not do justice to the magnitude of the problem exposed by the actual numbers, which is the main purpose of our current paper.

4 The wall

Despite the major technological hype, computer scientists working on AI are well aware of the significant error rate incurred by even the most advanced chatbots, a rate which is definitely incompatible with the large majority of scientific applications. This is why there is currently a heated debate about the future of scalability and ways to overcome the wall that, even now, stands in the way of a golden future for LLMs.

Formally, walls are signalled by a sign change of the exponent, reflecting *negative* return on investment: by increasing the resources the accuracy does not get any better but actually much worse. Paradoxical as it may seem, this is a plausible outcome, as it reflects the onset of adverse effects that remain silent and out of view below the wall threshold. Again, the simple example of the spatial derivative offers clearcut insight. As one learns at high school, the continuous derivative is the limit of the discrete version as the displacement h is sent to zero. If our computers could afford infinite precision, this statement would be equally good in practice as it is in continuum mathematics. But

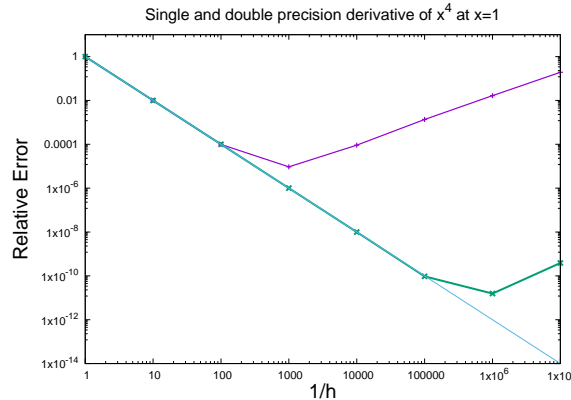


Figure 2: The absolute value of the relative error of the second-order accurate discrete derivative of $f(x) = x^4$ at $x = 1$ at decreasing values of the increment h . The upper curve, in single precision, adheres to the analytical scaling h^2 (thin straight line underneath) until it hits the roundoff wall at $h \sim 10^{-3}$ consistent with the 7 digit accuracy of h^2 . The same derivative in double-precision pushes the wall out to $h \sim 10^{-6}$.

no computer can afford infinite precision, in fact, the standard double-precision IEEE representation of floating numbers offers an accuracy around the 16th digit, meaning that numbers below 10^{-16} are basically treated as pure noise. This means that upon sending the displacement h below machine precision, the discrete derivatives start to diverge from the continuum value as roundoff errors then dominate the discretization errors. The two curves shown in Fig 2 provide an excellent example of the roundoff wall in practice for single and double precision floating point numbers.

Of course, LLMs and their upgrades, LRMs and agentic AIs, are immeasurably more complex than a simple derivative. Consequently many potential walls present obstacles in their way as their size increases. Yet, our simple example is representative, as it reminds us of another *caveat*, namely that digital systems are exposed to roundoff errors and increasingly so as their complexity and the number of operations required to complete their tasks increase. This issue has been recently raised with regard to the simulation of chaotic systems [7, 11] and certainly deserves close attention for LLMs as well. That said, we wish to return to the main point of this article, namely the fact that LLM scaling exponents, albeit positive (wall-free, for now), are simply too small to be sustainable beyond the present. In the light of this observation, the debate as to whether LLM scaling is going to hit a wall appears to us to be a comparatively marginal one.

5 Accuracy and reliability

It is generally agreed that the accuracy of machine learning applications is highly dependent on the homogeneity of the training data set and can deteriorate substantially once

exposed to unseen data drawn from a dataset other than the one used for training and validation [16].

Before commenting on this issue, let us first remark that issues of accuracy often arise even within homogeneous training scenarios. Although the details may change depending on the specific context, a few general traits which hamper accuracy can be identified.

A primary one occurs within *multiscale physics*, as a direct consequence of strong non-linearity, strong inhomogeneity or both of these. Whenever interactions take place simultaneously on different scales of motion, learning the dynamics at one scale does not necessarily imply transferability to another scale. This phenomenon has been noted in the application of ML-based diffusion models to the problem of Lagrangian turbulence [22], characterized by heavy-tailed distributions of the particle trajectories, resulting in a scale-dependent degree of non-Gaussianity (for a quantitative definition of non-Gaussianity see Appendix I). In other words, the problem is not non-Gaussianity *per se*, but a *changing degree of non-Gaussianity with scale* [6].

In a similar vein, if the dynamics is chaotic on one scale there are lots of discontinuities in the dependence of the physical system on the parameters of the real system, which are overlooked by the smoothing caused by most ML training algorithms, especially whenever the latter are developed in the formulation of low-dimensional surrogates. Such discontinuities, or more generally, sharp features, are inherently exposed to rapid amplification due to the chaotic nature of the dynamics [12]. This is not to say that such exposure will *invariably* result in untamed error amplification but the evidence is that at a minimum particular forms of trained networks are then required, in particular so-called *physics-informed* ones.

Let us now return to the heterogeneous scenario. Although seldom explored in quantitative terms, this lack of generalizability remains a major issue for machine learning, because generalizability is *de facto* just a glorified word for the basic essence of learning itself. Validation, which in this context means predicting unseen data from the same “held-out” dataset used for training, is of distinctly limited value as it is likely to be more of a memorization process than a genuine learning one.

In this respect, even though many deep learning applications, particularly LLMs, have been hailed for their unanticipated capability to “predict the unseen” and more generally to produce plausible responses like those of humans, this cannot be used as an excuse for glossing over the issue of the reliability of such predictions. All the tech companies’ AI tools may indeed keep surprising us, but this does not change the fact that they still make many mistakes (and indeed openly state as much in the small print they provide to users), far too many for the standards of accuracy required for most scientific and many other professional domains such as the legal and educational fields [41].

AlphaFold earned a Nobel prize in Chemistry for its prowess in protein structure prediction, but the fact remains that it is still exposed to substantial failure rates when faced with unseen structures from different scientific sources than those it was trained on. In particular, AF was trained with both structural information from existing PDB structures and multiple sequence alignments. This generates the predicted models which are refined with the Amber molecular modelling software in later stages of the algorithm. There is no surprise that this explains why the predicted models tend to be good when

used to predict structures with similar high sequence homology to those in the training data. In short, AlphaFold predictions are valuable hypotheses and accelerate but do not in general replace experimental structure determination. (The limitations with respect to experimental structures – i.e. validation – can be found in [37]).

6 Beyond LLMs: LRMs and Agentic AI

The limitations of LLMs in terms of their reliability and power consumption are well known, but rarely articulated in any technical detail, especially for general public consumption. Indeed, their discovery and development have followed a highly empirical pathway, which in many respects resembles trial-and-error. As noted in [43], the scaling properties discussed thus far refer primarily to the training era. Given the lack of general reliability of their outputs, the high-tech industry is moving to enhance their credibility not solely by improving the amounts of data that they are trained on, but changing the kind of AI being used. We have already mentioned the advent of LRMs whose empirical basis makes it even harder to quantify performance effectively. Indeed, *Agentic AI* has also now been brought into play. Rather than relying on the effectiveness of one single AI system to handle all forms of query thrown at it, the idea is now to seek to improve the scalability and the quality of output information by adapting their architecture and deployment in order to handle larger volumes of data, more complex tasks, and to access larger user databases through the participation of a proliferation of individual AI systems, each of which one can think of as an agent [2]. However, agents are about getting LLMs to do more than chat; supposedly, in this manner they should create economic value. They provide a useful narrative from a business or product perspective but lack any means of serious scientific assessment, being a catch-all term that encompasses reasoning, multimodality, continual learning, swarm intelligence and whatever comes next.

This overall aim is of course very sensible: such AI agents should be capable of developing human-like “reasoning attitudes”, such as pondering before answering which is one such trait they exhibit (even if not all humans do this). The hope is that such an approach is going to dramatically cut down their error rate and enhance their reliability, even if it involves waiting longer to get an answer. This is the basic idea behind what is known as the Chain of Thought (CoT), a strategy mirroring human reasoning, aimed at facilitating systematic problem-solving through a coherent series of logical deductions [42]. The simple question is: will all of the above lead to sustainable, scalable strategies? Insofar as agentic AI depends on components which display the features discussed here that are characteristic of LLMs, this seems highly unlikely. Perhaps a more productive way forward would be to let LLMs do what generative models are meant to do: hallucinate. Reasoning models and multi-turn tool use can be seen as productive steps in this direction: the LLM proposes the next step, while other components of the system handle evaluation and reward optimisation. In this setup, hallucination is not suppressed but channelled, turning generative looseness into exploratory value. AlphaEvolve follows a similar strategy, using an LLM to dream up code variants, substituting reinforcement learning with an evolutionary algorithm to guide selection and refinement [44].

7 Conclusions: an avoidable path to Degenerative AI

The considerations collected in this work configure a potential pathway to a doom-laden scenario which has been named Degenerative AI [17], meaning the catastrophic accumulation of self-feeding errors and inaccuracies, which appear particularly likely in the case of LLM’s trained on synthetic data.

Although we do not have the slightest desire to ride any “catastrophic wave”, it is reasonable to point out not only the plausibility but even the inevitability of the DAI scenario based on the theoretical considerations articulated here. The DAI causal chain runs as follows: low scaling exponents are the smoking gun of non-Gaussian fluctuations, which support anomalous resilience of uncertainty, thereby opening the door to the untamed pileup of errors caused by an inability to accurately represent the tails in the distributions, ultimately ending up in an information catastrophe [32]. Symbolically, the DAI chain reads as follows:

$$SSE : NGF \rightarrow RoU \rightarrow IC \quad (12)$$

where *SSE* stands for “Small Scaling Exponents”, *NGF* for “Non Gaussian Fluctuations”, *RoU* for “Resilience of Uncertainty” and *IC* for “Information catastrophes”. The fact that such a DAI pathway is an intrinsic element of the existing LLM landscape by no means implies that it must be taken. Data are often implicitly assumed to be the same as information but this is obviously not true, as has been noted by several authors besides Calude and Longo [10]. Indeed, there are several mechanisms by which adding more data can decrease the amount of information, as is the case whenever data conflicts arise or false data are deliberately injected to produce fake news (a process called “poisoning”). The fact that the scaling exponents, albeit very small, are still positive indicates that the degenerative regime whereby more data imply less information has not yet been encountered. However, as repeatedly noted in this work, it implies a regime of strongly diminishing returns. With a putative scaling relation of the form

$$I = (D/D_c)^{0.1}$$

where *I* is information and *D* is data size, if data were to double every year, information would double only every ten years. Even assuming the so-called Huang’s law, namely doubled GPU power every year, this factor two would still take ten years. The Calude-Longo finding bears strongly on this regime of highly diminishing returns from scraping more data together because then the spurious correlations overwhelm the true ones. In a way, one could say that the low scaling exponents are the result of a near-tie between the exponential growth of resources and the exponential decay of the true correlations with data size. What it means is plainly that sacrificing understanding and insight on the altar of brute force and unsustainable scaling boosts the chances that it will indeed persist no matter how big the data. By contrast, the scientific method provides precisely the means to sieve off the true correlations from the vastly greater sea of spurious ones through the construction of “world models” [39]. Simply ignoring it on the supposition that brute force can solve the problem is doomed to failure.

8 Acknowledgements

We are grateful to W. Edeling, A. Laio, Y. Yang, D. Spergel, F. Xia, N. Chia, N. Liu and W. Keyrouz for many enlightening discussions. SS thanks SISSA for financial support under the “Collaborations of Excellence” initiative as well as the Simons Foundation for supporting several enriching visits. The same author acknowledges financial support from the EIC “iNSIGHT” Project. Likewise PVC thanks EPSRC for funding under grant number EP/W007711/1.

Appendix I: Resilience of Uncertainty in LLMs

In this paper we have repeatedly mentioned resilience of uncertainty (RoF) without specifying in detail what exactly we mean by this expression. Here we discuss the concept in some detail. The uncertainty associated to a given stochastic variable x , is encoded within the central moments of its probability distribution

$$M_k = \langle (x - \mu)^k \rangle = \int p(x)(x - \mu)^k dx \quad (13)$$

where $\mu = \langle x \rangle$ is the mean. The most popular one is the variance $\sigma^2 \equiv M_2$ which measures the Euclidean distance between the dataset of realizations $\{x_i\}, i = 1, \dots, n$ where n is the number of samples. The standard deviation $\sigma = M_2^{1/2}$ provides a direct measure of the uncertainty associated with a measurement of the stochastic variable x , which is estimated as $\mu \mp \sigma$. This estimate is particularly suited to Gaussian statistics controlled by the Gaussian distribution $p_G(x) = (2\pi)^{-1/2} e^{-y^2/2}$, where $y = (x - \mu)/\sigma$ is the de-trended observable. However, higher order metrics could be used as well, reflecting the idea of giving more weights to outlier events, with $x \gg \sigma$. For instance, for the Gaussian distribution, the case $k = 4$ delivers $M_4 = 3M_2^2$, which is higher than M_2^2 precisely because of the enhanced weight of events with $x \sim \sqrt{4}\sigma$ (a moment of order k gives most of the weight to event with $x/\sigma \sim \sqrt{k}$). The standard deviation of order 4 can then be defined as

$$\sigma_4^4 = 3\sigma^4,$$

delivering $\sigma_4 = 3^{1/4}\sigma \sim 1.73\sigma$, almost twice the usual one. By the same token, the standard deviation at order k (k even) is given by

$$\sigma_k^k = m_k \sigma^k, \quad (14)$$

where we have defined $m_k = M_k/(M_2)^{k/2}$. That is:

$$\sigma_k = (m_k)^{1/k} \sigma \equiv a_k \sigma. \quad (15)$$

where a_k are the amplification coefficients of uncertainty at various orders.

For a Gaussian distribution, this sequence can be computed analytically, delivering $m_k = (k-1)!!$, that is, $m_4 = 3$, $m_6 = 5 \times 3 = 15$, $m_8 = 7 \times m_4 = 105$, $m_{10} = 9 \times m_6 = 945$ and so on. From eq.(15) it is rapidly seen that the amplification of uncertainty due to the outliers grows very slowly with the order of the moment. For the first ten moments, we have $a_4 = 1.73$, $a_6 \sim 1.57$, $a_8 \sim 1.79$ and $a_{10} \sim 1.98$. This slow growth is precisely the opposite of what we call Resilience of Uncertainty. Small amplification factors reflect strong suppression of outliers and therefore low resilience to uncertainty, hence the sequence of amplification factors provides a well-defined and quantitative measure of RoU. Once again, this is just another way of stating that outliers are heavily suppressed in the Gaussian world.

But what about non-Gaussian distributions, such as stretched exponentials or power-law distributions, which are a commonplace in the statistical dynamics of complex systems

[4]? To state the case, let us consider the extreme case of the (detrended) Lorenz-Cauchy distribution

$$p_L(x) = \frac{1}{\pi} \frac{1}{1+x^2}.$$

If the stochastic variable is allowed to take infinite values on both sides, the variance is infinite, which undermines the RoU sequence from the very beginning. Since no real data can admit infinite values, let us consider the finite-size case $|x| < L$, with $L \gg 1$ so as to allow *extreme* events with $x \gg 1$ (particle trajectories in turbulent flows can reach up to 50 standard deviations [22]).

On the assumption of $L \gg 1$, the variance M_2 is readily estimated to scale like L , whereas $M_4 \sim L^3$. As a result, we have $a_4 \sim L^3/L^2 = O(L)$. Likewise $M_6 \sim L^5$, so that $a_6 \sim L^2$ and so on. Hence, the RoU coefficients are still finite, but they diverge with increasing powers of L , the maximum intensity of the process. With a realistic values $L = 100$, the standard deviation at level 4 is 100 times larger than the usual one. This clearly shows what Resilience of Uncertainty means in actual practice. The implication concerning the required size of the sample is immediate: since the standard deviations of higher orders have been based on the standard one with $k = 2$, we can still apply the Gaussian $1/\sqrt{n}$ estimate, except that σ is now one hundred times larger. Hence, in order to achieve the same accuracy one would obtain for a Gaussian process, one needs 100^2 more samples. This is the effect of rare-events with high intensity, which are no longer heavily suppressed as in the Gaussian world.

Appendix II: Non-Gaussian Distributions

Let us consider the transformer equation (8) for the case of two neurons $N = 2$ and just an input and an output layer. The transformation reads explicitly as follows:

$$y_1 = f(W_{11}x_1 + W_{12}x_2) \quad (16)$$

$$y_2 = f(W_{21}x_1 + W_{22}x_2) \quad (17)$$

The Jacobian of the transformation is given by:

$$J_{11} \equiv \frac{\partial y_1}{\partial x_1} = f'(z_1)W_{11} \quad (18)$$

$$J_{12} \equiv \frac{\partial y_1}{\partial x_2} = f'(z_1)W_{12} \quad (19)$$

$$J_{21} \equiv \frac{\partial y_2}{\partial x_1} = f'(z_2)W_{21} \quad (20)$$

$$J_{22} \equiv \frac{\partial y_2}{\partial x_2} = f'(z_2)W_{22} \quad (21)$$

where we have set $z_i = W_{ij}x_j$, $i, j = 1, N$ and f' denotes the derivative of the activation function with respect to its argument z_i . As a result

$$|\det[J]| = |\det[W]| |f'(z_1)f'(z_2)|$$

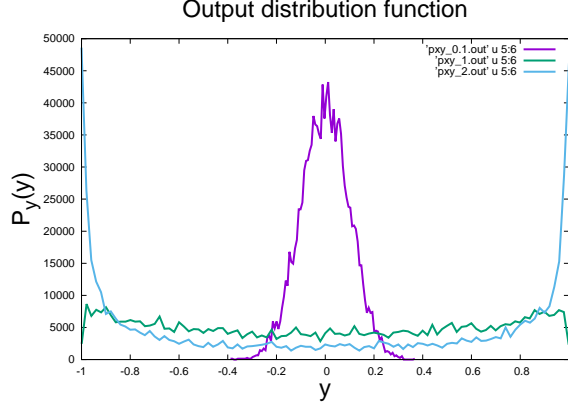


Figure 3: The output distribution function $p_Y(y)$ generated by a normal distribution $p_X(x)$ using $y = \tanh(Wx)$ with $W = 0.1, 1, 2$, respectively. The transition from a Gaussian shape for $W = 0.1$ to a double humped shape at $W = 2$ is clearly visible. The distributions are generated with 10^4 samples.

Assuming an independent joint Gaussian distribution for the input data with mean $\langle x_i \rangle = m_i$, $i = 1, 2$ and variance σ^2 ,

$$p_X(x_1, x_2) = \frac{1}{\sqrt{2\pi}\sigma^2} e^{-\frac{(x_1 - m_1)^2 + (x_2 - m_2)^2}{2\sigma^2}}$$

the output distribution is given by

$$p_Y(y_1, y_2) = \frac{1}{\sqrt{2\pi}\sigma^2} e^{-\left\{\frac{(x_1 - m_1)^2 + (x_2 - m_2)^2}{2\sigma^2} + \log(|\det[J]|)\right\}}$$

where x as a function of y is obtained by inverting the transformer equation, formally:

$$x_i = W_{ij}^{-1} f^{-1}(y_j), i, j = 1, \dots, N.$$

This shows that, unless $f(z)$ is linear, the Jacobian is not a constant, hence the output distribution is non-Gaussian. Of course, non-Gaussianity does not necessarily imply a fat-tailed distribution, the latter feature depending on the specifics of the neural nets. Yet, some general criteria are easily spotted. For instance by using $f(z) = \tanh(z)$ it is clear that small weights, $W \ll 1$ tend to produce small $z = Wx$, hence $y \sim f(0) = 0$, giving rise to a delta like distribution $p_Y(y) = \delta(y)$. On the contrary, large weights $W \gg 1$, tend to produce large Wx , hence $y = \tanh(z) \sim \pm 1$, leading to a bimodal distribution $p_Y(y) = \frac{1}{2}(\delta(y + 1) + \delta(y - 1))$. Clearly, the transition between these two extremes is characterised by flat distributions, see Fig.3.

Appendix III: Calude-Longo deluge of spurious correlations

The main power of insight is the resulting ability to describe complex phenomena with less information than needed otherwise. Symmetries are a major example in point: knowing that a function is even, $f(-x) = f(x)$, halves the information needed to fully describe it. Calude and Longo start by defining a spurious correlation as one that can be generated by a random process, regardless of its apparent regularity.² The authors then show that such spurious correlations are exponentially more numerous than the true ones. To prove this result, they consider a n -digit long binary string s and observe that in order to be compressible by κn bits, from n to $n - \kappa n$, the complexity of the string, defined as the amount of information required to exhaustively describe all string configurations, must obey the inequality

$$C(s) \leq (1 - \kappa)n$$

The authors prove that the number of such strings is $2^{(1-\kappa)n}$ over a total of 2^n , so that the ratio $2^{-\kappa n}$ decays exponentially with the string length. Note that this result is fully general, i.e. it depends only on the string length (size of the dataset) and the compressibility index κ . Independent studies show that the latter can hardly exceed the value $\kappa \sim 0.13$, meaning that the ratio of true to spurious correlations (TC/FC, where TC stands for true and F for false, i.e. spurious, correlations) for a comparatively short string of 1024 bits is approximately $2^{-130} \sim 10^{-39}$! This is the Calude-Longo “deluge” of spurious correlations, a deluge largely ignored by the AI mainstream, for no evident good reason.

²As a simple example, consider the 16-bit string 0010100111011001, which shows some regularity in the form of two identical 4-bit substrings 1001, and three identical 3-bit substrings 001, despite having been generated by a fully random procedure (draw a uniform random number $0 \leq r \leq 1$ and set the bit to 0 if $r \leq 1/2$ and 1 otherwise). This is not surprising, since the TC/FC ratio in this case is approximately $2^{-0.13 \times 16} \sim 0.23$.

References

- [1] AI News Share. Gpt-4.5 released: Here’s benchmarks. https://www.reddit.com/r/OpenAI/comments/1izp6tt/gpt_45_released_heres_benchmarks/, 2025. Posted on Reddit, Accessed: June 2025.
- [2] Stefano V Albrecht, Filippas Christianos, and Lukas Schäfer. *Multi-agent reinforcement learning: Foundations and modern approaches*. MIT Press, 2024.
- [3] Leopold Aschenbrenner. Situational awareness. *The decade ahead. situational-awareness. ai*, 2024.
- [4] Radu Balescu. *Statistical dynamics: matter out of equilibrium*. World Scientific, 1997.
- [5] Siddharth Bharath. Gpt-4.5: A complete review and comparisons. <https://www.siddharthbharath.com/gpt4-5-a-complete-review-and-comparisons/>, 2025. Accessed: June 2025.
- [6] Luca Biferale. Private communication, April 2025.
- [7] Bruce M Boghosian, Peter V Coveney, and Hongyan Wang. A new pathology in the simulation of chaotic dynamical systems on digital computers. *Advanced Theory and Simulations*, 2(12):1900125, 2019.
- [8] Cristian S Calude and Giuseppe Longo. The deluge of spurious correlations in big data. *Foundations of science*, 22:595–612, 2017.
- [9] Jack David Carson and Amir Reisizadeh. A statistical physics of language model reasoning. *arXiv preprint arXiv:2506.04374*, 2025.
- [10] Sergio Chibbaro and Angelo Vulpiani. Compressibility, laws of nature, initial conditions and complexity. *Foundations of Physics*, 47:1368–1386, 2017.
- [11] Peter V Coveney. Sharkovskii’s theorem and the limits of digital computers for the simulation of chaotic dynamical systems. *Journal of Computational Science*, 83:102449, 2024.
- [12] Peter V Coveney and Shunzhou Wan. *Molecular Dynamics: Probability and Uncertainty*. Oxford University Press, 2025.
- [13] Dylan Patel Davis. Gpt-4.5 is not a frontier model. <https://www.interconnects.ai/p/gpt-45-not-a-frontier-model>, 2024. Accessed May 2025.
- [14] Emmanuel de Bezenac, Arthur Pajot, and Patrick Gallinari. Deep learning for physical processes: Incorporating prior scientific knowledge. *arXiv preprint arXiv:1711.07970*, 2017.

- [15] Daan Frenkel and Berend Smit. Understanding molecular simulation. *Academic Press, San Diego*, 2(2.2):2–5, 2002.
- [16] Devin Guillory, Vaishaal Shankar, Sayna Ebrahimi, Trevor Darrell, and Ludwig Schmidt. Predicting with confidence on unseen distributions. In *Proceedings of the IEEE/CVF international conference on computer vision*, pages 1134–1144, 2021.
- [17] K. Hammond. Degenerative ai: the risks of training systems on their own data. <https://casmi.northwestern.edu/news/articles/2024/degenerative-ai-the-risks-of-training-systems-on-their-own-data.html>, 2024. Accessed: 2025-05-28.
- [18] Jordan Hoffmann, Sebastian Borgeaud, Arthur Mensch, Elena Buchatskaya, Trevor Cai, Eliza Rutherford, Diego de Las Casas, Lisa Anne Hendricks, Johannes Welbl, Aidan Clark, et al. Training compute-optimal large language models. *arXiv preprint arXiv:2203.15556*, 2022.
- [19] John Jumper, Richard Evans, Alexander Pritzel, Tim Green, Michael Figurnov, Olaf Ronneberger, Kathryn Tunyasuvunakool, Russ Bates, Augustin Žídek, Anna Potapenko, et al. Highly accurate protein structure prediction with AlphaFold. *Nature*, 596(7873):583–589, 2021.
- [20] Karthik Kashinath, M Mustafa, Adrian Albert, JL Wu, C Jiang, Soheil Esmailzadeh, Kamyar Azizzadenesheli, R Wang, Ashesh Chattopadhyay, A Singh, et al. Physics-informed machine learning: case studies for weather and climate modelling. *Philosophical Transactions of the Royal Society A*, 379(2194):20200093, 2021.
- [21] John H Lagergren, John T Nardini, Ruth E Baker, Matthew J Simpson, and Kevin B Flores. Biologically-informed neural networks guide mechanistic modeling from sparse experimental data. *PLoS computational biology*, 16(12):e1008462, 2020.
- [22] Tianyi Li, Luca Biferale, Fabio Bonaccorso, Martino Andrea Scarpolini, and Michele Buzzicotti. Synthetic lagrangian turbulence by generative diffusion models. *Nature Machine Intelligence*, 6(4):393–403, 2024.
- [23] Marina Mancoridis, Bec Weeks, Keyon Vafa, and Sendhil Mullainathan. Potemkin understanding in large language models. *arXiv preprint arXiv:2506.21521*, 2025.
- [24] Nick McGreivy and Ammar Hakim. Weak baselines and reporting biases lead to overoptimism in machine learning for fluid-related partial differential equations. *Nature Machine Intelligence*, 6(10):1256–1269, 2024.
- [25] OpenAI. Openai api pricing documentation. <https://platform.openai.com/docs/pricing>. Accessed: June 2025.
- [26] Rahul Parhi, Pakshal Bohra, Ayoub El Biari, Mehrsa Pourya, and Michael Unser. Random relu neural networks as non-gaussian processes. *Journal of Machine Learning Research*, 26(19):1–31, 2025.

- [27] Tomaso Poggio, Andrzej Banburski, and Qianli Liao. Theoretical issues in deep networks. *Proceedings of the National Academy of Sciences*, 117(48):30039–30045, 2020.
- [28] Maziar Raissi, Paris Perdikaris, and George E Karniadakis. Physics-informed neural networks: A deep learning framework for solving forward and inverse problems involving nonlinear partial differential equations. *Journal of Computational physics*, 378:686–707, 2019.
- [29] Frank J Rybicki, Simone Melchionna, Dimitris Mitsouras, Ahmet U Coskun, Amanda G Whitmore, Michael Steigner, Leelakrishna Nallamshetty, Fredrick G Welt, Massimo Bernaschi, Michelle Borkin, et al. Prediction of coronary artery plaque progression and potential rupture from 320-detector row prospectively ecg-gated single heart beat ct angiography: Lattice Boltzmann evaluation of endothelial shear stress. *The International Journal of Cardiovascular Imaging*, 25:289–299, 2009.
- [30] Kaan Sel, Amirmohammad Mohammadi, Roderic I Pettigrew, and Roozbeh Jafari. Physics-informed neural networks for modeling physiological time series for cuffless blood pressure estimation. *npj Digital Medicine*, 6(1):110, 2023.
- [31] Ilia Shumailov, Zakhar Shumaylov, Yiren Zhao, Nicolas Papernot, Ross Anderson, and Yarin Gal. Ai models collapse when trained on recursively generated data. *Nature*, 631(8022):755–759, 2024.
- [32] Jacob Mitchell Springer, Sachin Goyal, Kaiyue Wen, Tanishq Kumar, Xiang Yue, Sadhika Malladi, Graham Neubig, and Aditi Raghunathan. Overtrained language models are harder to fine-tune. *arXiv preprint arXiv:2503.19206*, 2025.
- [33] Sauro Succi. Of naturalness and complexity. *The European Physical Journal Plus*, 134(3):97, 2019.
- [34] Sauro Succi. *Sailing the ocean of complexity: lessons from the physics-biology frontier*. Oxford University Press, 2022.
- [35] Sauro Succi. A note on the physical interpretation of neural PDE’s. *arXiv preprint arXiv:2502.06739*, 2025.
- [36] Sauro Succi and Peter V Coveney. Big data: the end of the scientific method? *Philosophical Transactions of the Royal Society A*, 377(2142):20180145, 2019.
- [37] Thomas C Terwilliger, Dorothee Liebschner, Tristan I Croll, Christopher J Williams, Airlie J McCoy, Billy K Poon, Pavel V Afonine, Robert D Oeffner, Jane S Richardson, Randy J Read, et al. AlphaFold predictions are valuable hypotheses and accelerate but do not replace experimental structure determination. *Nature Methods*, 21(1):110–116, 2024.
- [38] The Nobel Prize Organization. All nobel prizes 2024. <https://www.nobelprize.org/all-nobel-prizes-2024/>, 2024. Accessed 28 May 2025.

- [39] Keyon Vafa, Peter G Chang, Ashesh Rambachan, and Sendhil Mullainathan. What has a foundation model found? Using inductive bias to probe for world models. *Proceedings of the 42nd International Conference on Machine Learning, Vancouver, Canada. arXiv preprint arXiv:2507.06952*, 2025.
- [40] Ashish Vaswani, Noam Shazeer, Niki Parmar, Jakob Uszkoreit, Llion Jones, Aidan N Gomez, Łukasz Kaiser, and Illia Polosukhin. Attention is all you need. *Advances in neural information processing systems*, 30, 2017.
- [41] Sandra Wachter, Brent Mittelstadt, and Chris Russell. Do large language models have a legal duty to tell the truth? *Royal Society Open Science*, 11(8):240197, 2024.
- [42] Yu Wang, Shiwan Zhao, Zhihu Wang, Heyuan Huang, Ming Fan, Yubo Zhang, Zhixing Wang, Haijun Wang, and Ting Liu. Strategic chain-of-thought: Guiding accurate reasoning in LLMs through strategy elicitation. *arXiv preprint arXiv:2409.03271*, 2024.
- [43] Cameron R. Wolfe. LLM scaling laws. <https://cameronrwolfe.substack.com/p/llm-scaling-laws>, 2024. Accessed: May 2025.
- [44] Fangfang Xia. Private communication, June 2025.
- [45] Brian Young. Gpt-4.5: The end of scaling laws? <https://wandb.ai/byyoung3/ml-news/reports/GPT-4-5-The-end-of-scaling-laws---VmlldzoxMTU3MDM3NA>, 2024. Accessed May 2025.