

A Comprehensive Review of Diffusion Models in Smart Agriculture: Progress, Applications, and Challenges

Xing Hu^a, Haodong Chen^a, Qianqian Duan^b, Choon Ki Ahn^{c,**}, Huiliang Shang^{d,*} and Dawei Zhang^{a,*}

^a*School of Optical-Electrical and Computer Engineering, University of Shanghai for Science and Technology, No. 516, Jungong Road, Shanghai, 200093, China*

^b*School of Electronics and Electrical Engineering, Shanghai University of Engineering Science, No. 333, Longteng Road, Shanghai, 201620, China*

^c*School of Electrical Engineering, Korea University, 145 Anam-ro, Seongbuk-gu, Seoul, 02841, South Korea*

^d*Future Information Innovation Institute, Fudan University, No. 220, Handan Road, Shanghai, 200433, China*

ARTICLE INFO

Keywords:

Diffusion models
Smart agriculture
Generative models
Agricultural AI
Data augmentation

ABSTRACT

With the global population increasing and arable land resources becoming increasingly limited, smart and precision agriculture have emerged as essential directions for sustainable agricultural development. Artificial intelligence (AI), particularly deep learning models, has been widely adopted in applications such as crop monitoring, pest detection, and yield prediction. Among recent generative models, diffusion models have demonstrated considerable potential in agricultural image processing, data augmentation, and remote sensing analysis. Compared to traditional generative adversarial networks (GANs), diffusion models exhibit greater training stability and superior image generation quality, effectively addressing challenges such as limited annotated datasets and imbalanced sample distributions in agricultural scenarios. This paper reviews recent advancements in the application of diffusion models within agriculture, focusing on their roles in crop disease and pest detection, remote sensing image enhancement, crop growth prediction, and agricultural resource management. Diffusion models have been found useful in improving tasks like image generation, denoising, and data augmentation in agriculture, especially when environmental noise or variability is present. While their high computational requirements and limited generalizability across domains remain concerns, the approach is gradually proving effective in real-world applications such as precision crop monitoring. As research progresses, these models may help support sustainable agriculture and address emerging challenges in food systems.

1. Introduction

The rising demand for food, coupled with the reduction in cultivable land, is placing increasing pressure on conventional agricultural systems worldwide. To improve production efficiency, ensure food security, and achieve sustainable development, countries around the world are actively promoting the modernization of agriculture. In this context, smart agriculture and precision farming—key pillars of agricultural modernization—are gradually becoming mainstream directions for future agricultural development.

Smart agriculture integrates modern information technologies such as artificial intelligence (AI), the Internet of Things (IoT), big data, and remote sensing to enable dynamic sensing and data-driven decision-making for key factors including crop growth environments, equipment operating status, soil moisture, and climate conditions. Through precise fertilization, targeted irrigation, and intelligent pest and disease identification, smart agriculture significantly improves resource utilization while enhancing the intelligence, automation, and sustainability of agricultural production. As AI technologies continue to evolve, deep learning models—particularly image generation models—have become a focal point in agricultural intelligence research. Among them, diffusion models, a novel class of generative models, have shown remarkable performance in image generation [112, 136, 137, 45, 60, 65, 58], restoration [112, 137, 45, 23, 84, 80], segmentation [94, 2, 83, 124], and enhancement [82]. These models have

*Corresponding author

**Principal corresponding author

✉ huxing@usst.edu.cn (X. Hu); 18856715535@163.com (H. Chen); dq1019@163.com (Q. Duan)

✉ ckahn@korea.ac.kr (C.K. Ahn); shanghl@fudan.edu.cn (H. Shang); dwzhang@usst.edu.cn (D. Zhang)

ORCID(s): 0000-0003-1930-0372 (C.K. Ahn)

achieved notable success in fields such as medicine [94, 83], industrial inspection [121], and artistic creation. Introducing diffusion models into agricultural scenarios offers promising solutions to challenges such as limited datasets, imbalanced samples, and insufficient data diversity.

This paper aims to systematically review the current state and typical applications of diffusion models in agriculture, thereby promoting the integration of AI and modern farming, and accelerating the practical implementation of agricultural intelligence. In this process, deep learning—known for its powerful feature extraction and pattern recognition capabilities—has become a cornerstone technology for agricultural informatization and automation. Unlike traditional machine learning, deep learning can automatically learn complex nonlinear relationships in an end-to-end fashion, significantly enhancing the analysis of images, time series, and multi-source data. Its applications span various subfields including crop identification, pest and disease detection [73, 128], yield prediction [34], and environmental monitoring [93, 63, 64].

In image processing, convolutional neural networks (CNNs) [26] are widely used for tasks such as crop classification [48], weed identification, and leaf disease diagnosis [73, 128], by leveraging high-resolution images to detect fine-grained differences in agricultural fields. In remote sensing, deep neural networks effectively process data such as radar [43, 19] and multispectral imagery [20, 130, 79], enabling automated identification and analysis of crop types, planting areas, growth stages, and moisture content. For time-series prediction, recurrent neural networks (RNNs) and their variants such as long short-term memory (LSTM) networks are employed to model agricultural time-series data (e.g., soil moisture, meteorological parameters [64], and crop growth indicators), thus supporting precise fertilization and irrigation decisions.

In addition, generative models like generative adversarial networks (GANs) [82, 4] have been increasingly adopted for agricultural data synthesis and augmentation, addressing data scarcity and sample imbalance. However, GANs suffer from training instability and mode collapse, which limit their broader adoption. In contrast, diffusion models offer greater training stability and higher-quality generation, making them increasingly valuable for agricultural applications.

Diffusion models are a class of deep generative models that have recently made significant breakthroughs in generative modeling. Their foundation lies in the mathematical modeling of diffusion processes from non-equilibrium thermodynamics. Unlike GANs [82, 4] and variational autoencoders (VAEs) [1, 46], diffusion models generate high-quality samples by gradually adding noise to the data during training (forward process) and then reconstructing the data via learned denoising steps (reverse process). Since their introduction, diffusion models have undergone rapid development and achieved notable success across multiple domains. The denoising diffusion probabilistic model (DDPM), introduced by Ho et al. in 2020, marked the first large-scale application of diffusion models in deep learning, addressing key issues in training instability. DDIM further improved generation speed through a non-Markovian reverse process. Score-based generative models (SGMs) introduced new generation mechanisms by learning data score functions, mitigating some limitations of previous methods. Conditional diffusion models enable flexible conditional generation tasks such as text-to-image generation. Latent diffusion models (LDMs), proposed in 2022, further enhanced generation efficiency by operating in latent space, reducing computational cost and enabling high-resolution generation. The release of Stable Diffusion marked a milestone, offering powerful open-source tools for text-to-image generation.

Despite their strengths in generation quality and stability, diffusion models still face challenges including high computational demands, reliance on data quality, and generalization limitations. Future research is expected to improve efficiency, enable multimodal fusion, and adapt these models to low-resource environments, thereby expanding their practical applications and driving the evolution of generative AI in agriculture.

The main contributions of this paper are summarized as follows:

1. **Comprehensive and Structured Survey:** We present the first comprehensive and structured review of diffusion models in smart agriculture, systematically categorizing their applications into seven key domains—namely, image classification, image generation, data augmentation, remote sensing and hyperspectral reconstruction, pest and disease diagnosis, multimodal fusion, and small-sample data generation. This categorization (illustrated in Figure 1) provides a clear and unified framework for understanding the diverse roles of diffusion models in agricultural intelligence.
2. **Empirical Benchmarking and Practical Validation:** Unlike prior theoretical surveys, we conduct small-scale empirical studies to benchmark diffusion models (such as DDPM and Stable Diffusion) against traditional GANs in typical agricultural tasks. Notably, we validate the effectiveness of diffusion models in addressing long-tail distribution problems through synthetic data augmentation. Our results demonstrate superior accuracy, robustness, and generalization in challenging agricultural scenarios.

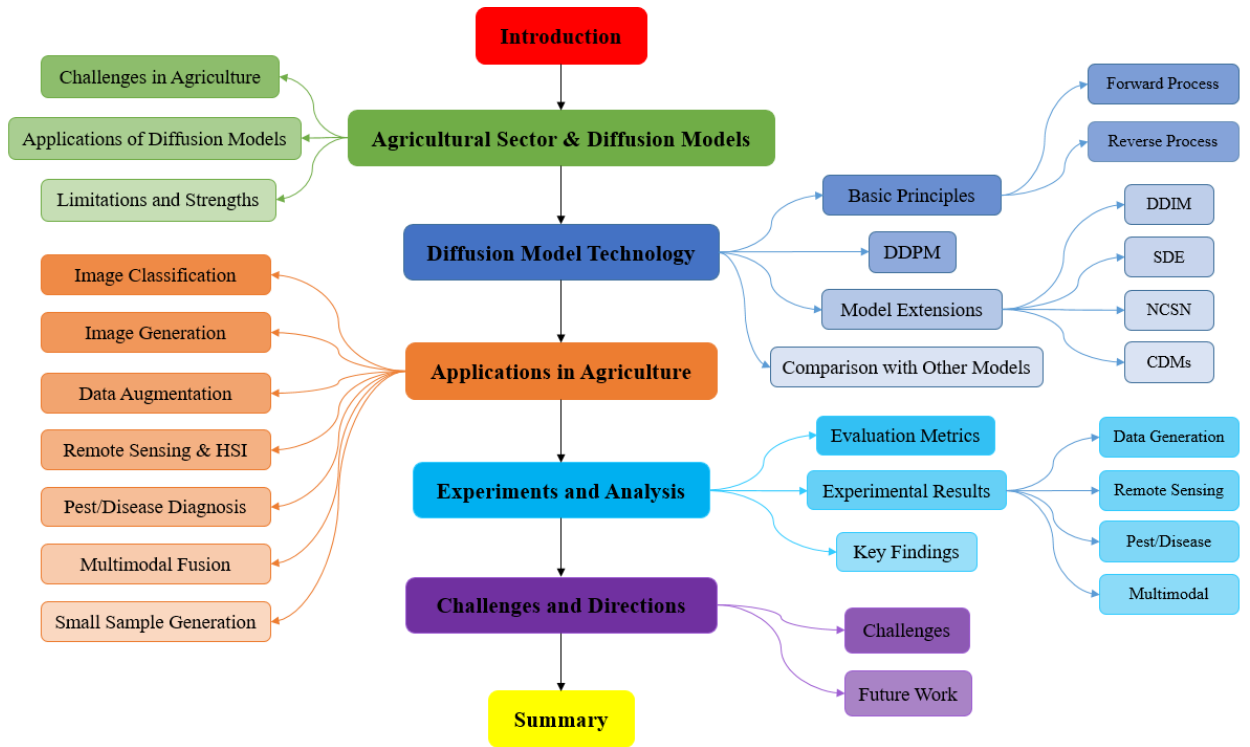


Figure 1: Structural overview of this review on diffusion models in agriculture.

3. **In-depth Analysis of Model Variants and Technical Advancements:** We detail the theoretical foundations, architectural evolutions, and application-specific adaptations of major diffusion model variants, including DDIM, Score-based Models, Conditional Diffusion Models, and Latent Diffusion Models. Their suitability and performance in agricultural applications are critically discussed, bridging algorithmic innovation with field-level deployment.
4. **Identification of Key Challenges and Future Directions:** We highlight current limitations—such as high computational cost, data dependency, and domain generalization—and propose future research directions involving lightweight model design, multimodal-guided generation, domain adaptation techniques, and real-time inference frameworks to facilitate broader adoption in practical agricultural environments.
5. **Promotion of AI-Agriculture Integration:** This work not only serves as a technical reference but also emphasizes the transformative potential of diffusion models in ensuring food security, promoting sustainable farming practices, and advancing environmental monitoring, thereby providing a roadmap for future interdisciplinary research at the intersection of artificial intelligence and smart agriculture.

The structure of this paper is organized as follows: Section 1 introduces the motivation, background, and significance of applying diffusion models in the context of modern agricultural development. Section 2 provides an overview of the agricultural sector and outlines the data characteristics, technical requirements, and practical challenges that justify the integration of diffusion models into agricultural applications. Section 3 reviews the theoretical foundations, development history, and representative variants of diffusion model technology, including key advances in generative modeling. Section 4 presents the specific applications of diffusion models in agricultural image analysis, such as classification, segmentation, data augmentation, image generation, and pest and disease detection. Section 5 reports experimental results and comparative analyses, highlighting the performance of diffusion models in various agricultural datasets. Section 6 discusses the current limitations and open challenges of diffusion models in agricultural contexts and proposes potential solutions and future research directions. Finally, Section 7 summarizes the key findings and contributions of the study, and outlines the prospects for diffusion model development in smart and precision agriculture.



Figure 2: Weed image acquisition by a mobile platform with OpenWeedGUI in two different fields [126].

2. Overview of the Agricultural Sector and Background to the Application of Diffusion Models

2.1. Major Challenges and Technological Needs Facing Agriculture

Agriculture today faces several critical challenges, including crop health and pest management, precision resource allocation, and the efficient processing of remote sensing imagery. Pests and diseases are among the most significant threats to crop productivity. Traditional manual inspection methods are often inefficient and prone to misdiagnosis, especially in the early stages of disease development. As the scale of agricultural operations continues to grow, intelligent technologies have become essential for enhancing the efficiency and accuracy of pest and disease detection. With the integration of modern computer vision and artificial intelligence technologies, crop health can now be monitored in real time using remote sensing devices and sensor networks, enabling accurate identification of pests and diseases while reducing reliance on manual labor.

Precision agriculture leverages advanced technologies to optimize resource utilization, thereby maximizing yields while minimizing environmental impacts. It enables dynamic adjustments to planting strategies, fertilizer and pesticide application, and irrigation practices, contributing to reduced carbon emissions and sustainable agricultural development. However, implementing precision agriculture relies heavily on IoT sensors, remote sensing technologies, and big data analytics to monitor soil, weather, and crop health conditions in real time, thereby supporting data-driven agricultural decision-making.

Remote sensing technology plays an increasingly prominent role in agricultural applications, especially for large-scale monitoring of crop health and farmland status. As illustrated in Figure 2, mobile platforms can be used to collect weed imagery. Despite the advantages of real-time data acquisition, remote sensing images are often affected by weather and lighting conditions, leading to degraded quality. Enhancing resolution, clarity, and noise reduction in such images remains a pressing technological challenge. Moreover, efficiently processing and analyzing large-scale remote sensing datasets to extract meaningful agricultural insights is another urgent issue.

To address these challenges, there is a growing need to integrate intelligent and automated technologies, such as deep learning-based pest and disease detection systems, decision support systems for precision agriculture, and advanced image enhancement techniques for remote sensing. These innovations offer the potential to significantly improve agricultural productivity, decision-making accuracy, and sustainability, facilitating the transition from traditional farming to intelligent, precision-driven agriculture.

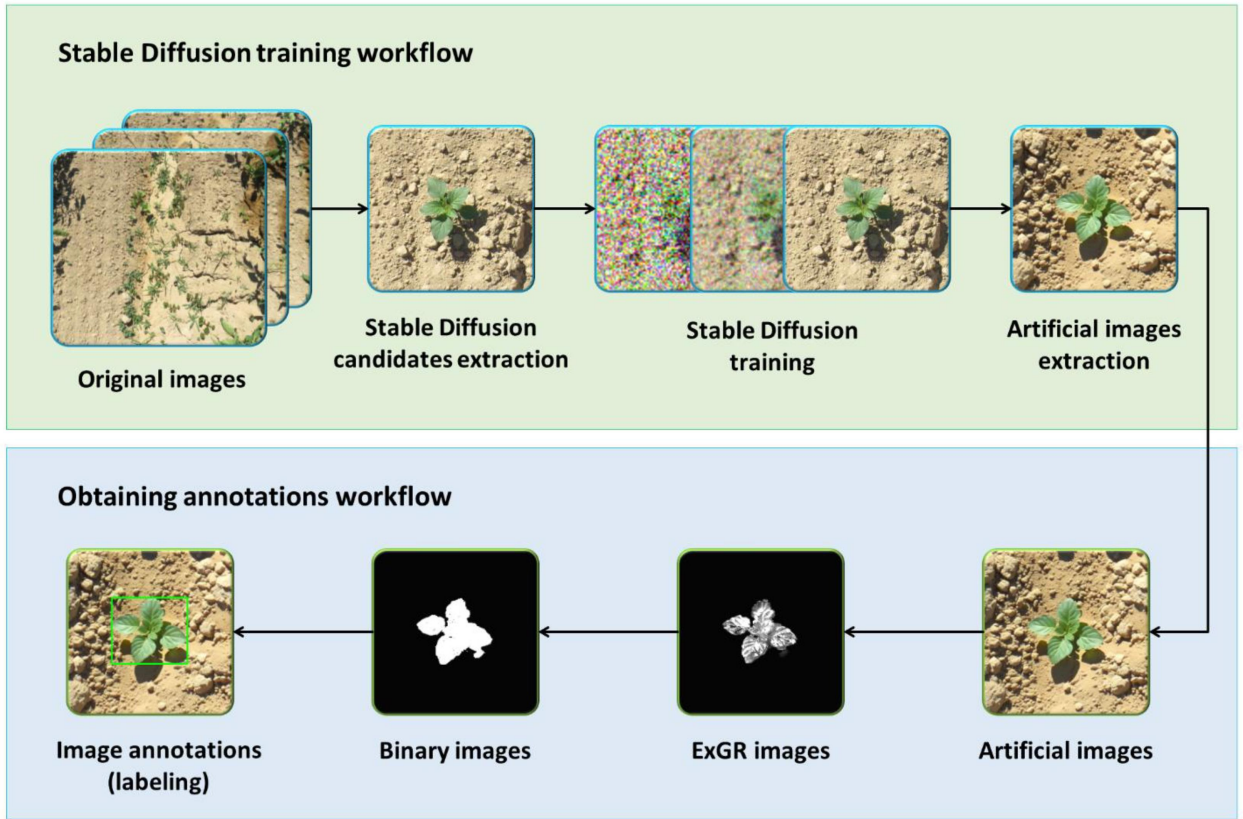


Figure 3: Proposed pipeline for training Stable Diffusion to generate artificial images [72].

2.2. Potential Applications of Diffusion Models in Agriculture

Diffusion models are increasingly being explored in agricultural research, particularly for tasks such as crop monitoring, pest and disease identification, and remote sensing analysis. In contexts where labeled data are limited or imbalanced, these models serve as a useful tool for generating synthetic samples to support downstream learning tasks.

One practical example is the early detection of crop pests and diseases. Manual inspection remains the dominant method in many regions, but it is time-consuming and often unable to detect subtle symptoms in early stages. By producing high-resolution representations of infected plant tissues or pest appearances, diffusion models can help augment existing datasets and improve the performance of automated detection pipelines.

These models have also been applied in crop growth simulation. As shown in Figure 3, they can generate synthetic growth trajectories under varying environmental inputs, such as soil moisture and weather conditions. Such simulations assist in forecasting crop development and estimating yield, contributing to more informed planting and management strategies.

In remote sensing applications, image quality often suffers due to atmospheric noise or sensor limitations. Diffusion-based image enhancement methods have shown the capacity to restore visual details, offering improved clarity for land cover classification, crop stress assessment, and environmental change detection.

2.3. Advantages and Challenges of Diffusion Models in Agriculture

In agricultural image generation tasks, diffusion models offer several notable advantages over traditional generative adversarial networks (GANs). One key strength lies in their ability to produce high-resolution, realistic images through a gradual noise reduction process. This mechanism has proven especially effective in applications such as pest identification and crop growth modeling, where image detail and fidelity are crucial for decision-making.

Compared to GANs, which are often difficult to train due to convergence instability and mode collapse, diffusion models exhibit more stable behavior across training iterations. This stability enhances reproducibility and reduces the need for complex hyperparameter tuning—an important consideration in agricultural settings where training data may be scarce or inconsistent.

Another useful feature of diffusion models is their capacity for conditional generation. By incorporating auxiliary information, such as crop type, pest category, or specific climate variables, these models can synthesize images that are highly tailored to real-world agricultural scenarios. This conditional control opens the door to more adaptive and customizable monitoring systems.

Nevertheless, practical deployment of diffusion models remains limited by high computational costs, long inference times, and a need for extensive, high-quality training datasets. To expand their utility in agricultural applications, future work should explore model compression techniques, more efficient sampling strategies, and methods for integrating multimodal data such as remote sensing imagery and field sensor inputs.

3. Overview of Diffusion Model Technology

Diffusion models (DMs) belong to a family of deep generative approaches that build upon probabilistic graphical modeling principles. They simulate the processes of random perturbation and denoising of data [15], gradually generating high-quality samples from pure noise. The core concept involves transforming data into noise through a forward diffusion process and recovering the original data via a learned reverse process. Originating from diffusion principles in non-equilibrium thermodynamics, DMs have achieved remarkable success in fields such as image generation [34, 142], speech synthesis [55], medical imaging [52], and agricultural remote sensing [107, 105]. They excel in processing high-dimensional data, particularly in image synthesis and denoising tasks, and have shown distinct advantages in hyperspectral image analysis [105].

3.1. Basic Principles of Diffusion Models

Diffusion models are grounded in Markov processes that simulate the transformation of data through a noise-driven framework. As illustrated in Figure 4, the model consists of two stages: a forward diffusion process that gradually corrupts data by adding Gaussian noise, and a reverse generation process that reconstructs the data using a neural network trained to reverse the noise corruption.

3.1.1. Forward Diffusion Process

Given an initial data sample $x_0 \sim q(x_0)$, the forward diffusion process adds Gaussian noise over T time steps, defined as:

$$q(x_t | x_{t-1}) = \mathcal{N}(x_t; \sqrt{1 - \beta_t} x_{t-1}, \beta_t I) \quad (1)$$

Here, $\beta_t \in (0, 1)$ represents the noise variance schedule at timestep t , which may follow linear, cosine, or learnable patterns.

This process forms a Markov chain. After t iterations, the intermediate state x_t can be sampled directly from x_0 using:

$$q(x_t | x_0) = \mathcal{N}(x_t; \sqrt{\bar{\alpha}_t} x_0, (1 - \bar{\alpha}_t)I) \quad (2)$$

where $\bar{\alpha}_t$ is the cumulative product of the retained signal up to timestep t :

$$\bar{\alpha}_t = \prod_{s=1}^t (1 - \beta_s) \quad (3)$$

This formulation allows x_t to be sampled from x_0 without the need for sequential sampling, thereby simplifying the training process.

Conceptually, the forward diffusion process adds small perturbations at each step. As t increases, the structural and semantic content in the image is gradually degraded, eventually converging to an isotropic Gaussian distribution.




Figure 4: Forward diffusion and reverse generation processes of the diffusion model. [118]

3.1.2. Reverse Generation Process

The reverse generation process is a crucial component of diffusion models, responsible for synthesizing new samples. Starting from pure noise—typically a vector sampled from a multivariate Gaussian distribution—this process incrementally removes noise to reconstruct an approximation of the original data, ultimately generating high-quality images or other structured outputs.

In diffusion models, the reverse process is formulated as a parameterized Markov chain that approximates the inverse of the forward noise diffusion:

$$p_{\theta}(x_{t-1} | x_t) \quad (4)$$

The model generates a sequence of samples $x_{T-1}, x_{T-2}, \dots, x_0$ by progressively denoising from the initial Gaussian noise $x_T \sim \mathcal{N}(0, I)$. Each denoising step is modeled as:

$$p_{\theta}(x_{t-1} | x_t) = \mathcal{N}(x_{t-1}; \mu_{\theta}(x_t, t), \Sigma_{\theta}(x_t, t)) \quad (5)$$

Here, μ_{θ} and Σ_{θ} represent the estimated mean and covariance at each timestep t . These parameters are typically learned by training a neural network to approximate the reverse of the forward noise process.

3.2. Denoising Diffusion Probabilistic Models (DDPM)

Introduced by Ho et al. in 2020 [37, 96], the Denoising Diffusion Probabilistic Model (DDPM) has become a cornerstone in the development of modern diffusion-based generative methods. It is considered a pioneering work that significantly advanced the generative modeling field. DDPM achieves remarkably high-quality results in image generation and reconstruction tasks, and outperforms earlier generative models such as GANs [82, 4] in terms of stability and theoretical formulation.

The core idea of DDPM is to simulate a “diffusion process” that transforms an image from a clean state into pure noise using a Markov chain, and then to learn its reverse process via a neural network that reconstructs the original image from noise. The forward process is manually designed to map any data distribution into a simple prior distribution (e.g., standard Gaussian), while the reverse Markov chain is learned by parameterizing transition kernels using deep neural networks.

As introduced earlier, DDPM gradually transforms an initial sample x_0 into a noisy version x_t using Gaussian perturbations. At timestep t , the forward process is given by:

$$x_t = \sqrt{\bar{\alpha}_t} x_0 + \sqrt{1 - \bar{\alpha}_t} \epsilon, \quad \epsilon \sim \mathcal{N}(0, I) \quad (6)$$

where $\bar{\alpha}_t = \prod_{s=1}^t (1 - \beta_s)$ controls the cumulative noise level.

The reverse process is defined by the conditional probability $p_\theta(x_{t-1} | x_t)$, parameterized by a neural network. Instead of directly predicting the clean sample, DDPM learns to estimate the noise ϵ added during the forward process. The predicted sample mean is recovered as:

$$\mu_\theta(x_t, t) = \frac{1}{\sqrt{\alpha_t}} \left(x_t - \frac{1 - \alpha_t}{\sqrt{1 - \bar{\alpha}_t}} \epsilon_\theta(x_t, t) \right) \quad (7)$$

During inference, an intermediate sample is generated from a conditional Gaussian at each step until the final output x_0 is restored.

DDPM adopts the U-Net architecture [86] as its backbone denoising network. U-Net is widely used in medical image segmentation and features an encoder–decoder structure with skip connections. The encoder progressively extracts hierarchical features while reducing spatial resolution, and the decoder reconstructs high-resolution outputs. Skip connections preserve local spatial detail, which helps improve denoising accuracy and image quality. Additionally, DDPM incorporates timestep embeddings—typically sinusoidal positional encodings—to embed timestep information into the network, enabling adaptive denoising across different noise levels.

The training objective of DDPM involves minimizing a variational bound on the negative log-likelihood by introducing the KL divergence:

$$\begin{aligned} \mathbb{E}_q [-\log p_\theta(x_0)] &\leq \mathbb{E}_q [D_{\text{KL}}(q(x_T | x_0) \| p(x_T))] \\ &\quad + \sum_{t>1} D_{\text{KL}}(q(x_{t-1} | x_t, x_0) \| p_\theta(x_{t-1} | x_t)) - \log p_\theta(x_0 | x_1) \end{aligned} \quad (8)$$

Here, L_T and L_0 represent the prior and reconstruction loss terms, respectively, while $\mathcal{L}_{1:T-1}$ denotes the sum of KL divergences between the forward and reverse steps. By simplifying L_{t-1} , we obtain the posterior distribution:

$$q(x_{t-1} | x_t, x_0) = \mathcal{N}(x_{t-1}; \tilde{\mu}_t(x_t, x_0), \tilde{\beta}_t I) \quad (9)$$

where $\tilde{\beta}_t$ is a function of β_t . Keeping this parameterization, and reparameterizing x_t as a function of x_0 and noise, the loss \mathcal{L}_{t-1} can be expressed as an expected ℓ_2 loss:

$$\mathcal{L}_{t-1} = \mathbb{E}_q \left[\frac{1}{2\sigma_t^2} \left\| \tilde{\mu}_t(x_t, x_0) - \mu_\theta(x_t, t) \right\|^2 \right] + C \quad (10)$$

This formulation relates to denoising score matching, which is further discussed in the next section. By reparameterizing μ_θ with respect to ϵ_θ , the training objective can be further simplified as:

$$\mathcal{L}_{\text{simple}} := \mathbb{E}_{x_0, \epsilon} \left[\frac{\beta_t^2}{2\sigma_t^2 \alpha_t (1 - \bar{\alpha}_t)} \left\| \epsilon - \epsilon_\theta \left(\sqrt{\bar{\alpha}_t} x_0 + \sqrt{1 - \bar{\alpha}_t} \epsilon, t \right) \right\|^2 \right] \quad (11)$$

Most diffusion models adopt this simplified DDPM training strategy. In later improvements, $\mathcal{L}_{\text{simple}}$ is often combined with additional objectives. After training, the noise prediction network ϵ_θ is used in the reverse process to generate new data samples.

3.3. Extensions and Improvements of Diffusion Models

Since the introduction of DDPM, diffusion models have undergone continuous development and refinement in terms of theoretical formulation, model architecture, and practical applications. Researchers have proposed various improvements to address limitations such as slow generation speed and limited conditional controllability. These include enhanced sampling mechanisms (e.g., Denoising Diffusion Implicit Models, or DDIM) [97], more robust probabilistic modeling techniques (e.g., score-based models) [102], improved controllable generation strategies (e.g., conditional diffusion models) [135], and the incorporation of more expressive architectures such as Transformers. These advancements have significantly improved the practicality and deployment efficiency of diffusion models in agricultural scenarios.

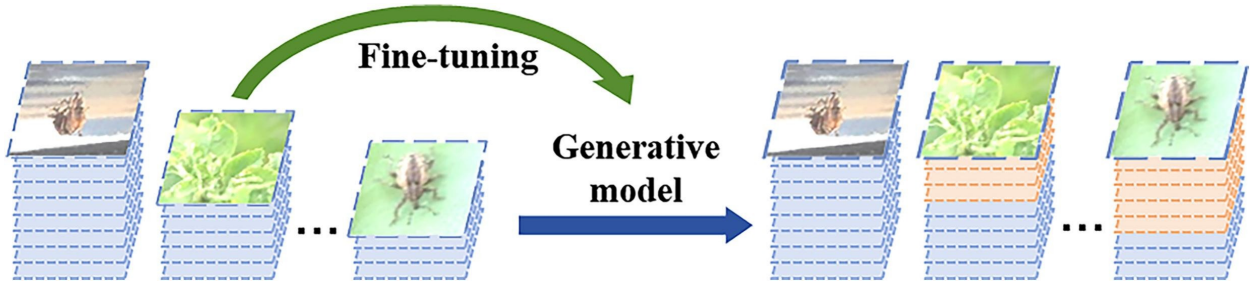


Figure 5: Overview of the data balancing process. [24]

3.3.1. Denoising Diffusion Implicit Models (DDIM)

Although traditional diffusion models such as DDPM [37, 96] produce high-quality outputs, their multi-step iterative sampling process leads to low computational efficiency, posing significant limitations in real-time agricultural applications. To address this challenge, DDIM [98] introduces a redesigned diffusion path that dramatically accelerates the sampling process while retaining the core strengths of diffusion models.

As shown in Figure 5, in long-tail pest classification tasks, DDIM accelerates image generation while maintaining output quality, outperforming traditional models. Unlike DDPM, which requires numerous denoising steps to generate samples, DDIM skips intermediate steps in the sampling trajectory, thereby achieving faster and more efficient generation. This makes DDIM particularly valuable for data augmentation in pest detection tasks, where constructing balanced datasets is essential.

The Denoising Diffusion Implicit Model (DDIM) builds on DDPM by offering a more efficient sampling mechanism, which has significantly accelerated image generation without requiring changes to the training procedure. Unlike DDPM's stochastic Markovian approach, DDIM formulates a non-Markovian process that preserves the marginal distributions of the original model while enabling deterministic sampling steps.

This formulation allows for skipping steps in the reverse process, making sampling considerably faster—often by a factor of 10 to 50—without compromising image quality. Because the marginal distributions remain unchanged, pretrained DDPM models can be directly reused, which enhances compatibility and avoids retraining. These properties make DDIM especially appealing for large-scale applications, including those in agriculture where efficiency is crucial.

One of the key distinctions of DDIM lies in its adoption of implicit modeling during denoising. Traditional diffusion models rely on sequential noise removal, which ensures high-quality outputs but is computationally intensive. DDIM, in contrast, introduces a flexible denoising parameter that controls the level of noise injected at each step, allowing the model to bypass some of the complexity inherent in explicit denoising.

Mathematically, the reverse step in DDIM is represented as:

$$p_{\theta}(x_{t-1} | x_t) = \mathcal{N}(x_{t-1}; \mu_{\theta}(x_t, t), \sigma_t^2 I) \quad (12)$$

where $\mu_{\theta}(x_t, t)$ is the predicted mean, and σ_t governs the amount of injected noise. This efficient design supports faster generation without retraining or significant quality loss, making it practical for real-time or resource-constrained environments. Its implicit modeling approach allows high-quality sample generation in fewer steps, thanks to refined generation steps and flexible denoising techniques. By introducing an implicit reverse process, DDIM effectively mitigates the computational overhead of traditional diffusion frameworks. It enables high-quality image synthesis with significantly fewer steps, making it highly suitable for real-time and large-scale agricultural applications.

3.3.2. Score-based Models (SDE)

Score-based models [102] represent a class of generative models that have made substantial advances in recent years. The core idea behind these models is to generate data by learning the score function—i.e., the gradient of the logarithmic probability density of the data distribution. Unlike traditional generative models such as generative adversarial networks (GANs) [82, 4] and variational autoencoders (VAEs) [53], score-based models adopt a fundamentally different approach, grounded in strong theoretical foundations. They have shown exceptional performance in image generation [110], super-resolution [67, 66], and image restoration [127, 109].

The goal of generative models is to produce new samples from a target data distribution. Early models such as VAEs and GANs attempt to do this by directly modeling the data distribution or via adversarial training. However,

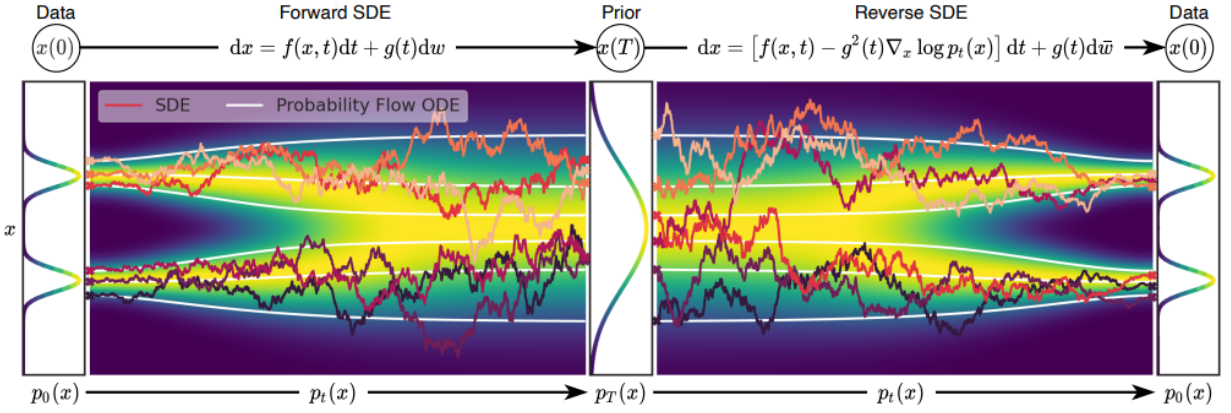


Figure 6: Score-based generative model using SDE. [102]

these approaches often suffer from instability and mode collapse. In contrast, score-based models learn to generate samples by estimating the score function, which is the gradient of the log-probability density. In score-based generative models, the goal is to estimate the direction in which a sample should be perturbed to better align with the underlying data distribution. Given a data point $x \sim p_{\text{data}}(x)$, the score function $s_{\theta}(x)$ is defined as the gradient of the log-density:

$$s_{\theta}(x) = \nabla_x \log p_{\text{data}}(x) \quad (13)$$

This quantity captures how the probability density changes with respect to the input, offering a principled way to guide sample generation. However, directly computing $\nabla_x \log p_{\text{data}}(x)$ is typically intractable, since the data distribution is unknown.

To overcome this, score matching is employed as a training strategy. It involves minimizing the discrepancy between the model's estimated score and the true score function, using noise-perturbed data samples to approximate the gradients. The loss function for score matching is generally expressed as:

$$\mathcal{L}_{\text{SM}} = \mathbb{E}_{x \sim p_{\text{data}}} \left[\|s_{\theta}(x) - \nabla_x \log p_{\text{data}}(x)\|^2 \right] \quad (14)$$

By training the model to match these gradients, we obtain a function that can be used to generate or refine samples through iterative updates along estimated high-density directions. Minimizing this loss allows the model to learn an accurate approximation of the score function.

In practice, the score function is parameterized by a neural network and trained to learn the gradient field of the data distribution. Noise is added to the data samples during training to approximate the true distribution under varying noise levels, enabling the model to learn denoising behavior across different perturbations.

The generation process in score-based models is often implemented via gradient ascent. Starting from a noise vector sampled from a standard Gaussian distribution $x_T \sim \mathcal{N}(0, I)$, samples are iteratively refined using the learned score function:

$$x_{t-1} = x_t + \Delta t \cdot s_{\theta}(x_t) \quad (15)$$

Here, Δt is the step size, and $s_{\theta}(x_t)$ provides the update direction. Through repeated application, the sample gradually transitions from noise to structured data.

A key factor in the success of score-based models is the use of multiple noise scales. This idea is further extended to an infinite continuum of noise levels, allowing the perturbed data distribution to evolve over time via a stochastic differential equation (SDE). The overall framework is illustrated in Figure 6.

Score-based models represent a major breakthrough in generative modeling. Rather than approximating the data distribution directly, score-based generative models operate by estimating its gradient field. This approach offers

several benefits, including improved generation quality, enhanced training stability, and a clearer theoretical foundation. In addition, score-based methods have contributed to a deeper understanding of diffusion processes and have been effectively integrated into diffusion model architectures. Their flexibility makes them particularly suitable for tasks such as image synthesis and restoration, where modeling fine-grained details is essential. As the field progresses, score-based techniques are likely to become increasingly relevant across a broader spectrum of generative modeling applications.

3.3.3. Noise-Conditioned Score Networks (NCSN)

The Score-based Generative Model (SGM), more commonly referred to as the Noise-Conditioned Score Network (NCSN), was introduced by Yang Song et al. in 2019 [99, 100, 70] as a novel approach to generative modeling based on score matching. Instead of directly modeling the data distribution, NCSN learns the gradient of the log-probability density—referred to as the score function—under varying levels of Gaussian noise.

Given a target data distribution $p(x)$, the corresponding score function is formally defined as:

$$s(x) = \nabla_x \log p(x) \quad (16)$$

This function describes how a data point should be adjusted within the input space to move toward regions of higher probability density—effectively revealing the "preferred" direction of the data distribution. To estimate this function, a neural network $s_\theta(x)$ parameterized by θ is trained to approximate the true score function. The optimization objective is:

$$\mathbb{E}_{x \sim p(x)} \|s_\theta(x) - \nabla_x \log p(x)\|_2^2 \quad (17)$$

However, due to the computational intractability of directly evaluating $\nabla_x \log p(x)$, classical score matching is not easily applicable to deep networks or high-dimensional data. To overcome this limitation, Song et al. [99] introduced denoised score matching [113] and sliced score matching [101].

Another core challenge highlighted in [99] is the inaccuracy of score estimation in low-density regions, where real-world data tends to lie on low-dimensional manifolds within high-dimensional spaces (the manifold assumption). To mitigate this issue, the authors proposed perturbing data with Gaussian noise at varying scales, which smooths the data distribution and makes it more suitable for score-based learning.

To handle different noise levels, a single noise-conditioned score network is trained. Specifically, for a Gaussian noise distribution $p_{\sigma_t}(x_t | x) = \mathcal{N}(x_t; x, \sigma_t^2 I)$, the score function becomes:

$$\nabla_{x_t} \log p_{\sigma_t}(x_t | x) = -\frac{x_t - x}{\sigma_t}$$

Therefore, for a given sequence of noise levels $\sigma_1 < \sigma_2 < \dots < \sigma_T$, Equation 16 can be reformulated into the following training objective:

$$\frac{1}{T} \sum_{t=1}^T \lambda(\sigma_t) \mathbb{E}_{x \sim p(x)} \mathbb{E}_{x_t \sim p_{\sigma_t}(x_t | x)} \left\| s_\theta(x_t, \sigma_t) + \frac{x_t - x}{\sigma_t} \right\|_2^2 \quad (18)$$

Here, $\lambda(\sigma_t)$ is a weighting function that balances contributions from different noise scales.

Sampling from the target distribution $p(x)$ is performed using an iterative method known as Langevin dynamics. Starting from a random initial sample $x_0 \sim \pi(x)$, the process evolves as follows:

$$x_i = x_{i-1} + \frac{\gamma}{2} \nabla_x \log p(x) + \sqrt{\gamma} \cdot \omega_i \quad (19)$$

where $\omega_i \sim \mathcal{N}(0, I)$ and $i \in \{1, \dots, N\}$. As $\gamma \rightarrow 0$ and $N \rightarrow \infty$, the samples x_i converge to the target distribution $p(x)$.

To improve robustness and avoid common failure modes in score-based methods, Song et al. [37] further proposed the *annealed Langevin dynamics* algorithm. This variant adopts a gradual reduction in the noise scale σ_t over time—a process known as annealing—which has been shown to enhance both sample fidelity and training robustness [100].

3.3.4. Conditional Diffusion Models (CDMs)

Diffusion models operate by gradually corrupting data with noise and training a model to reverse this process—effectively learning how to recover clean samples from random noise. This training strategy stands in contrast to adversarial approaches like GANs, offering improved stability and more consistent generation quality.

A notable extension of this framework involves Conditional Diffusion Models (CDMs), which incorporate additional context (e.g., class labels, textual descriptions, or reference images) to guide the generation process. By conditioning the model on such auxiliary inputs, CDMs allow for controlled sample generation, making them particularly effective for tasks such as text-to-image synthesis, speech generation, and image inpainting.

Mathematically, these models can sample from either an unconditional distribution p_0 or a conditional one $p_0(x|c)$, where c denotes the conditioning information tied to the input x [85]. This flexibility underpins much of the recent progress in controllable generative modeling. To enable conditional generation, various sampling algorithms have been proposed, including classifier-free guidance [38] and classifier-guided sampling [18].

Labeled conditions: Sampling with labeled conditions guides the generation process by introducing conditional gradients at each sampling step. Typically, this requires an additional classifier, often employing a U-Net encoder architecture to generate conditional gradients based on specific labels. These labels may include text information, class categories, binary indicators, or features extracted from the data [18, 39, 68, 75, 71, 40, 123, 76, 11, 6]. This method was first introduced by [18] and has since become foundational to modern conditional sampling techniques.

Unlabeled conditions: Unlabeled conditional sampling uses intrinsic or self-generated information for guidance and is typically applied in a self-supervised manner [41, 9]. It has found common use in denoising [14], image-to-painting translation [13], and image restoration tasks [106].

3.4. Relationship with Other Generative Models

We now explore the relationship between diffusion models and other generative models, beginning with likelihood-based approaches and concluding with Generative Adversarial Networks (GANs).

Diffusion models share conceptual similarities with Variational Autoencoders (VAEs). Both map data into a latent space and aim to reconstruct data from latent representations. Additionally, their objective functions can both be derived as lower bounds on the data likelihood. However, key differences exist. The latent representation of a VAE contains compressed information from the original image, while a diffusion model ultimately transforms the data into pure noise through a forward diffusion process. Unlike VAEs, the latent representation in diffusion models retains the same dimensionality as the original data, whereas VAEs compress the representation into a lower-dimensional space, which can be more efficient for certain tasks. Furthermore, the latent space in VAEs is trainable and can be optimized through backpropagation, whereas in diffusion models, the latent space is derived by progressively adding Gaussian noise—without trainable encoding. Nonetheless, recent studies have attempted to combine the two, applying diffusion models in the latent space of VAEs to improve performance [111, 77].

Autoregressive models [16, 88] generate data by modeling it as a sequence, producing each pixel conditionally based on previously generated pixels. While this method is effective, its unidirectional nature can introduce limitations. To address this, Esser et al. [27] proposed a hybrid model that integrates diffusion processes with autoregressive models. Their approach learns the reverse diffusion process as a Markov chain and performs each transition step using an autoregressive model. The Markov chain's previous state provides global context, thereby compensating for the limitations of unidirectional generation.

Normalizing Flows [21, 22] are another class of generative models that transform simple Gaussian distributions into complex data distributions via a sequence of invertible and differentiable transformations. These transformations permit exact likelihood computation thanks to easily computable Jacobian determinants. While normalizing flows and diffusion models both perform mappings between data and Gaussian noise, the former uses deterministic, reversible functions, whereas diffusion models rely on stochastic, stepwise denoising. The DiffFlow method [138] bridges the gap between these two paradigms, combining the reversibility of normalizing flows with the generative quality of diffusion models, enabling both forward and reverse processes to be trainable and stochastic.

Energy-Based Models (EBMs) [56, 74, 103, 5] offer yet another alternative, representing data distributions through an energy function rather than explicit likelihoods. EBMs are flexible and architecture-independent, but are notoriously difficult to train due to the reliance on complex sampling strategies such as Markov Chain Monte Carlo (MCMC). Interestingly, the training and sampling mechanisms in diffusion models can be interpreted as a specific case of EBMs, particularly when the model relies solely on the score function during training and inference.

Table 1
Comparison of performance of different generative models in agriculture

Characteristic	Diffusion Models [37, 96]	Adversarial Networks (GAN) [82, 4]	Autoencoders (VAE) [53]	Normalizing Flows [21, 22]
Generation Mechanism	Step-by-step denoising to generate data	Generator and discriminator engage in adversarial training	Encoder and decoder generate data	Data distribution is mapped through inverse reasoning and transformation
Training Stability	Stable, avoids mode collapse	Prone to mode collapse	Stable, but generates lower-quality data	High stability, but computationally expensive
Generation Quality	High quality, diverse	Quality is unstable, may lose diversity	Generates poor quality, especially for complex distributions	Generates lower quality, simpler
Computational Efficiency	Lower, requires multiple network evaluations	Efficient, but may fall into local optima	Efficient, suitable for large-scale data	High computational cost, but strong expressive power
Mode Collapse Issue	Can avoid mode collapse	Prone to mode collapse	No significant issues	No significant issues
Applicability	High-quality generation tasks	Suitable for image, video, and similar tasks	Suitable for generation, representation learning, and dimensionality reduction	Suitable for high-dimensional data generation and modeling

Until recently, GANs [29] were considered the state-of-the-art in generative modeling, especially in terms of image quality. However, the adversarial nature of their training introduces significant challenges [87], including instability and mode collapse. In contrast, diffusion models exhibit more stable training and, being likelihood-based, offer greater sample diversity. Yet, they are computationally expensive during inference due to the need for multiple network evaluations.

There are also important differences in latent space representations. GANs typically operate in a low-dimensional latent space, while diffusion models preserve the full dimensionality of the input data. GANs' latent spaces often contain semantically meaningful directions, allowing attribute manipulation [82, 92]. In contrast, diffusion models rely more heavily on external guidance (e.g., text prompts) to achieve controllability, as their latent space does not explicitly encode such semantic attributes. Nonetheless, Song et al. [102] demonstrated that interpolation within the latent space of diffusion models can produce smooth transitions in image space, suggesting a promising area for further exploration.

In summary, diffusion models share both commonalities and distinctions with other generative models, including GANs, VAEs, normalizing flows, and EBMs, particularly in generation mechanisms, training dynamics, and latent space structure. Diffusion models offer substantial advantages in training stability and sample diversity, effectively avoiding mode collapse and often outperforming GANs. However, their inference cost remains a significant limitation. Future research may focus on integrating the strengths of various generative paradigms, improving inference efficiency, and deeply exploring the semantic structure of diffusion model latent spaces. As illustrated in Figure 7, we summarize the applications of these models in agriculture over time, and in Table 1, we compare their performance in agricultural tasks.

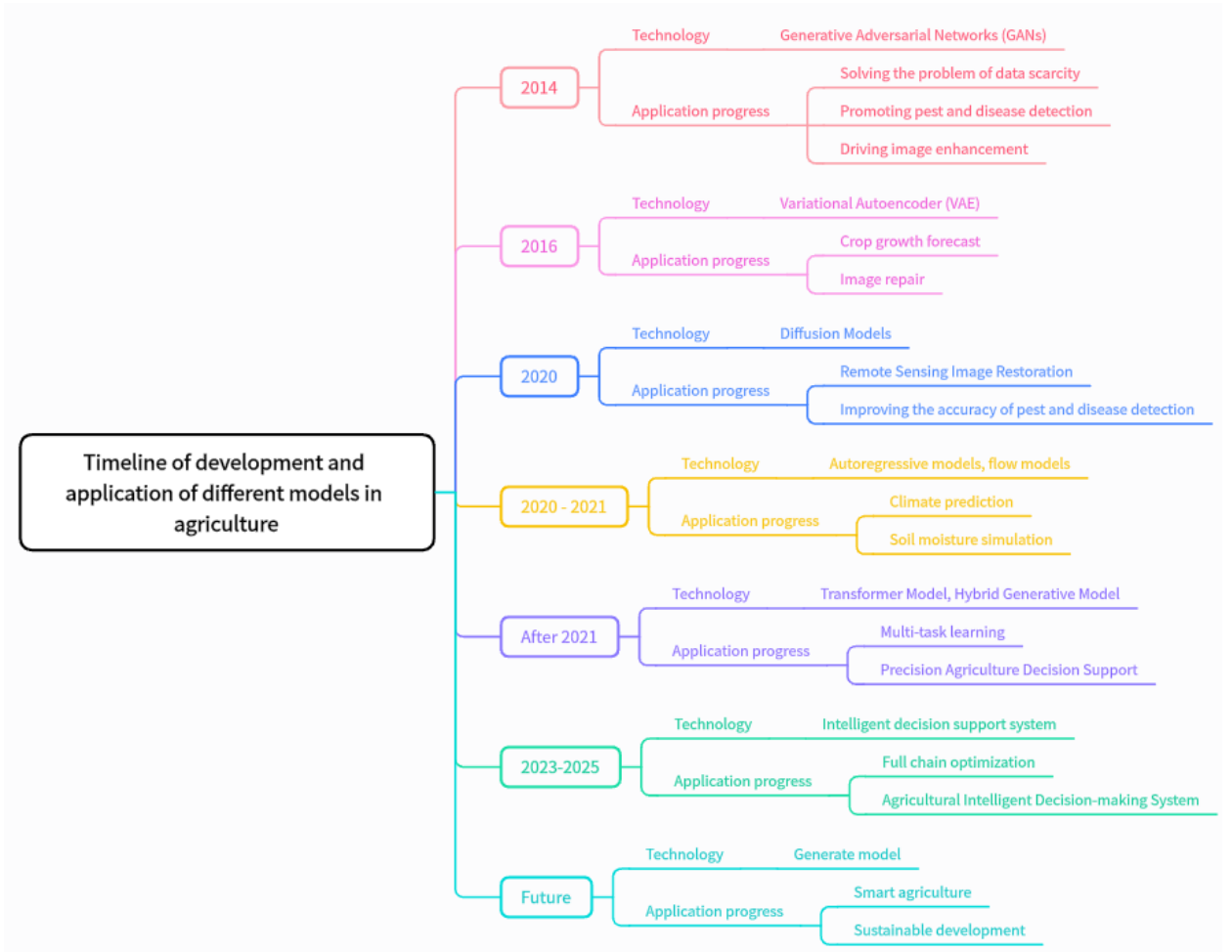


Figure 7: Application of different models in agriculture.

4. Application of Diffusion Models in Image Processing and Analysis in Agriculture

This section presents recent advancements in the application of diffusion models in agricultural image processing and categorizes their use into seven distinct areas, as illustrated in Figure 13. In recent years, generative models—particularly diffusion models—have shown great potential in the agricultural domain, notably in crop health monitoring [144, 119, 44], pest and disease identification [3, 122, 61, 32, 134], and decision support systems [128]. By enabling high-quality image generation, denoising, enhancement, and data augmentation, diffusion models significantly improve the accuracy of crop monitoring and disease detection, generate diverse agricultural imagery [142, 44, 35, 24], expand training datasets [73, 118], and enhance the performance of deep learning-based models.

4.1. Image Classification

Diffusion models have become an increasingly important tool in agricultural image classification, particularly for addressing data scarcity, class imbalance, and enhancing model generalization in tasks such as plant disease detection [144, 118, 132] and crop growth monitoring [57]. Agricultural image datasets often suffer from insufficient samples and unbalanced class distributions. Diffusion models effectively mitigate these issues by generating high-quality and diverse synthetic images, thereby enriching training data and improving classifier performance. By producing realistic synthetic data, diffusion models not only enhance classification accuracy but also improve adaptability under varying environmental conditions, making them indispensable tools for intelligent and precision agriculture.



Figure 8: Images generated by EDM.[132]

To enhance the accuracy of sunflower disease classification, Zhou et al. [144] proposed a few-shot learning framework based on diffusion models, combining diffusion generative modeling with few-shot learning to construct an efficient end-to-end classification system. To improve the dataset for ginseng leaf disease identification, Wang et al. [118] introduced a DDPM-based image generation method enhanced by ECA attention mechanisms. Their approach integrates the Inception-SSNet model with skip connections, attention feature fusion, and self-calibrating convolutions (ScConv), thereby improving the recognition of small lesions and visually similar disease patterns. For grape leaf disease classification, Zhang et al. [132] combined a diffusion model (EDM) with data augmentation strategies. EDM was used to generate synthetic images addressing the problem of data imbalance, and the augmented dataset was then used to train CNN models (such as ResNet50, VGG16, and AlexNet), significantly boosting classification performance. Figure 8 illustrates images generated by EDM.

Du et al. [24] proposed the ADM-DDIM framework to generate high-quality pest images. Experimental results demonstrated that synthetic data generated using diffusion models significantly improved the performance of classification networks. To address the lack of data representing the intermediate state of "slightly wilted" in plant health assessment, Lee [57] employed DDPM to generate this category using latent space interpolation between normal and wilted images, thereby improving classification accuracy for the underrepresented "slightly wilted" state.

4.2. Image Generation

Diffusion models have also demonstrated impressive results in image generation. In agriculture, they are extensively used for synthesizing and restoring crop images [142, 35], including generating missing regions and simulating crops at different growth stages [44, 10]. These high-quality generated images not only improve visual analysis but also aid agronomists in condition assessment, pest prediction, and simulation of growth environments. Hence, diffusion models provide strong technical support for precision agriculture by optimizing decision-making processes.


























	Stable Diffusion v1.4	Stable Diffusion v1.5	Stable Diffusion v2	Stable Diffusion XL 1.0	SDXL Turbo
Cherry					
Banana					
Orange					
Apple					
Pineapple					

Figure 9: Sample outputs from generative models for various fruit types.[142]

In a precision agriculture context, Zhao et al. [142] employed Stable Diffusion models (including v1.4, v1.5, v2, and SDXL) to create a synthetic fruit image dataset, as shown in Figure 9. By generating synthetic images of various fruits (e.g., cherries, bananas, oranges, apples, pineapples), the dataset's diversity and model accuracy were significantly improved. While model accuracy and speed varied, SDXL Turbo achieved the highest accuracy across all fruit categories, highlighting the remarkable potential of generative AI in fruit detection and segmentation for agricultural robotics.

Plant diseases pose a serious threat to agricultural productivity. Traditional detection methods often rely on manual inspection and expert knowledge, which are labor-intensive and error-prone. Generative models—particularly Stable Diffusion—offer an effective solution to mitigate issues such as data scarcity and class imbalance. Huang et al. [44] generated high-quality synthetic plant disease images and enhanced them using ControlNet and LoRA fine-tuning techniques, increasing dataset diversity and improving model generalization. Heschl et al. [35] proposed a dual diffusion architecture combining DDPM and GANs, capable of synthesizing high-quality phenotypic features and consistent labels, thereby improving crop region segmentation accuracy and efficiency.

To enhance weed identification and address dataset limitations, Chen et al. [10], Deng et al. [17], and Moreno et al. [72] investigated diffusion model-based data augmentation methods for agricultural weed recognition. Chen et al. generated synthetic weed images using Stable Diffusion, integrating them with CNNs to significantly improve weed detection performance in complex scenarios. Deng et al. demonstrated that combining real and synthetic images enhanced classification accuracy, particularly when dealing with overlapping weed species. Moreno et al. reported that synthetic images generated using Stable Diffusion improved detection accuracy and robustness in challenging environments, confirming the effectiveness of diffusion-based augmentation strategies.

In pest datasets, Du et al. [24] addressed the long-tail problem caused by uneven class frequencies. Diffusion models were used to generate synthetic images for underrepresented pest types, balancing the dataset and improving detection accuracy. By fine-tuning pre-trained models and generating realistic pest images, the diversity and quality of training data were significantly enhanced. Experimental results on the IP102 pest dataset demonstrated that diffusion models outperformed traditional methods in image quality and data balance, alleviating the long-tail problem and boosting classification performance.



Figure 10: Visual comparison of SR generalization results on the Agricultural Visual (AgV) dataset. The left column shows the field of view (FOV) of AgV data samples, while the right column shows SR results. EVADM yields more realistic and detailed views.[69]

4.3. Data Enhancement

Diffusion models have made remarkable progress in generative tasks in recent years, especially in agricultural applications. In the domain of data augmentation, diffusion models play a crucial role in crop monitoring [57, 139] and plant disease detection [118, 132] by generating diverse and high-quality synthetic data. By transforming existing data into new variants that preserve semantic consistency while introducing variability, diffusion models enhance dataset diversity, enabling agricultural models to better recognize various crop conditions and pest or disease types. Thus, diffusion models provide rich data support under resource-constrained scenarios and significantly improve model generalization capabilities.

Image super-resolution (SR) is a key technique for enhancing the resolution and quality of aerial imagery. In agriculture, especially for remote sensing image analysis, SR improves visual detail and interpretability. Stable Diffusion has shown excellent performance in agricultural SR tasks. Lu et al. [69] constructed the CropSR dataset and applied VASA and EVADM models, as illustrated in Figure 10. The results showed that diffusion models significantly improved image quality in SR tasks, as reflected by metrics such as Fréchet Inception Distance (FID) and Super-Resolution Fidelity Index (SRFI), demonstrating their great potential for agricultural image enhancement.

In plant disease classification, data scarcity and class imbalance are common bottlenecks. For certain disease categories such as ginseng leaf disease, the limited volume and variability of available images hinder classification accuracy. Wang et al. [118] utilized a diffusion-based data augmentation approach to generate high-quality synthetic images, thereby increasing dataset diversity and improving model performance. Zhang et al. [132] proposed the Elucidated Diffusion Model (EDM), which samples from different noise levels to generate diverse disease images and fine-tunes models such as ResNet50, VGG16, and AlexNet. This significantly boosts classification accuracy, particularly for diseases with subtle symptoms. Hirahara et al. [36] proposed a diffusion-based augmentation method (D4) for vineyard branch detection, leveraging text-guided diffusion models to generate annotated images. These synthetic images match the target domain and preserve detection annotations, improving object detection performance and addressing challenges in annotation difficulty and domain adaptation.

For early disease detection, traditional image enhancement methods often fail to simulate fine-grained variations. Lee [57] applied a DDPM-based technique to simulate different disease states, such as the intermediate “slightly wilted” condition. As shown in Figure 11, generating images of such subtle conditions improved classification performance, enhanced sensitivity to plant health status, and increased the robustness of plant monitoring systems.



Figure 11: Results of generating synthetic “slightly wilted” data using a diffusion model.[57]

To address real-time detection of broken grains and impurities during harvesting, Zhang et al. [139] proposed the Dual Attention Diffusion Model (DADM), combining a denoising diffusion probabilistic model (DDPM) with a spatial channel attention block (SCA-Block). Compared to DDPM and GANs, DADM significantly improves image quality and diversity. The enhanced dataset yielded improved performance across seven segmentation models and demonstrated generalizability to other agricultural tasks such as pest and disease detection.

4.4. Remote Sensing and Hyperspectral Image Reconstruction

With advancements in remote sensing technologies, reconstruction and enhancement of remote sensing images—especially high-resolution and hyperspectral data—have become key tasks in environmental monitoring, agricultural planning, and disaster response. Traditional reconstruction methods, such as interpolation [31, 7] or CNN-based enhancement [89], struggle with large-scale data loss or severely degraded inputs. In contrast, diffusion models have demonstrated strong capabilities in reconstructing complex agricultural remote sensing imagery.

Satellite images often suffer from missing data due to cloud cover, sensor failures, or incomplete acquisitions, especially in high-resolution and high-frequency observations. Diffusion models can recover such data via progressive denoising. Yu et al. proposed SatelliteMaker [129], a diffusion-based framework that reconstructs spatial and spatiotemporal gaps in remote sensing data. Enhanced with digital elevation models (DEM) and customized prompts, it performs excellently in agricultural monitoring applications. Diffusion models using latent structures, combined with optimizers like AdamW and loss functions such as Huber loss [95], have shown outstanding performance in cloud removal, maintaining ground-level detail during restoration.

Hyperspectral images (HSI), owing to their rich spectral information, are widely used in crop health assessment and soil analysis. However, hardware limitations often result in low-resolution HSI. Diffusion models are capable of converting low-resolution HSI into high-resolution images through step-wise denoising and refinement. Tang et al. [105] applied the EVADM model on the CropSR dataset to significantly improve resolution and detail, offering new strategies for accurate crop monitoring and spectral analysis.




Figure 12: Example of image generation using the SIG Block. Semantic embeddings (Realistic Lineart, Zoe Depth, and Tile) are gradually integrated during the generation process.[122]

Land Use and Land Cover (LULC) semantic segmentation is another critical application. Although CNNs and vision transformers are widely used, they often fail to capture fine textures in high-resolution imagery. Fan et al. proposed DDPM-SegFormer [28], integrating DDPM with ViT for precise LULC segmentation. This framework enhances multi-scale semantic extraction and detail preservation, outperforming SegFormer and SegNext on the LoveDA and Tarim Basin datasets.

Diffusion models also improve super-resolution tasks in agricultural aerial imaging. Lu et al. [69] proposed a method combining diffusion models, variance attention mechanisms, and self-supervised training, which significantly enhanced aerial image quality. Han et al. proposed EHC-DMSR [33], which fuses CNN and transformer features with frequency constraints to improve SR performance while reducing inference time. Graikos et al. [30] introduced a self-supervised diffusion model for generating diverse remote sensing variants, improving classification and LULC mapping.

4.5. Pest and Disease Diagnosis and Auxiliary Decision Making

Diffusion models also demonstrate strong capabilities in pest and disease detection, particularly in feature extraction, lesion region localization, background suppression, and decision support.

Yin et al. [128] introduced a diffusion-based method for plant disease detection, incorporating an endogenous diffusion subnetwork to refine feature distribution and enhance lesion identification in complex backgrounds—especially for fine-grained conditions like rust and root rot. The endogenous diffusion loss enabled multi-task learning by adaptively weighting diffusion steps, improving robustness.

Huang et al. [44] proposed a Stable Diffusion-based augmentation method that utilizes ControlNet and low-rank adaptation (LoRA) for precise control over the generation process. This improved FID scores and Top-1 classification accuracy, particularly in few-shot settings.

Wang et al. [122] developed a method combining semantic diffusion and knowledge distillation to generate diverse pest images. Their SIG-MLAD framework integrates semantic guidance and multi-level alignment, enhancing image quality and diversity and improving detection in complex field conditions. As shown in Figure 12, their model achieved robust performance in real-time pest detection.

Li et al. [61] applied DDPM and transfer learning for citrus disease diagnosis. In two proposed methods, one uses synthetic data to pre-train and fine-tune a Swin Transformer, achieving 96.3% accuracy, while the other combines synthetic data with a pre-trained Swin Transformer for up to 99.8% accuracy, addressing small-sample challenges.

Guo et al. [32] introduced a lightweight detection framework combining the MaxMin diffusion mechanism and time-series modeling. It improved segmentation accuracy in complex scenes and excelled in detecting tomato bacterial spots.

Hu et al. [42] proposed a Diffusion-Transformer framework for jujube tree disease detection. The model achieves 95% accuracy through parallel attention and loss functions, surpassing conventional models. Zhang et al. [134] proposed a multimodal deep model integrating image and sensor data via diffusion and transformer modules for jujube disease detection in desert environments. This model outperformed baselines in precision, recall, and robustness under low-light and dusty conditions.

4.6. Multimodal Fusion and Agricultural Knowledge Generation

Diffusion models have demonstrated substantial potential in agricultural applications, particularly in the areas of multimodal fusion and agricultural knowledge generation. These models effectively address the challenge of integrating multimodal information [43, 28, 134, 12]—including images, sensor data, and environmental variables—thereby improving the performance of agricultural models through the generation of high-quality synthetic data.

Xiang et al. proposed a diffusion-based domain adaptation framework, DODA [125], designed to address the adaptation challenges faced by agricultural object detection models in dynamic environments. By combining external domain embeddings with generated synthetic images, DODA rapidly adapts to new domains and facilitates multimodal fusion for various agricultural scenarios. Kong et al. [54] developed a disease detection framework that integrates diffusion models with Graph Attention Networks (ViG) and lightweight optimization techniques. By leveraging multimodal data fusion, this approach enhances detection accuracy and robustness in complex environments and performs well in mobile applications such as tomato disease diagnosis.

Recent studies have explored the integration of diffusion models with various modalities to improve agricultural image analysis. For instance, Fan et al. [28] proposed DDPM-SegFormer, which combines a denoising diffusion probabilistic model (DDPM) with a vision transformer (ViT) to perform high-precision land use and land cover (LULC) segmentation in remote sensing imagery. Their results demonstrate the model's potential for a range of agricultural remote sensing applications.

Building on the idea of multimodal fusion, Zhang et al. [134] developed JuDiffformer, a framework that leverages diffusion mechanisms to integrate image and sensor data for jujube tree disease detection in desert environments. This approach not only improves detection accuracy but also contributes to knowledge discovery in challenging agricultural contexts.

In another direction, Chen et al. [12] introduced the IADL framework, which combines diffusion models with natural language processing (NLP) to generate plant disease imagery guided by text descriptions. This method helps expand agricultural datasets, thereby enhancing detection performance and supporting automated agricultural decision-making. Jiang et al. [47] proposed a technique that fuses hyperspectral and LiDAR data using DDPM. Their method significantly improves both disease detection and crop monitoring accuracy, particularly under complex field conditions.

Finally, Zhang et al. [133] presented BO-CNN-BiLSTM, a deep learning framework that integrates remote sensing imagery with climate data. Through multimodal fusion, their model achieves improved crop yield prediction, contributing to the advancement of smart agriculture and sustainable land management. Zhou et al. [143] also proposed a JuDiffformer-based system for multimodal fusion and agricultural knowledge generation, providing a new technical pathway for precision agriculture in desert regions.

4.7. Small Sample Data Image Generation

Diffusion models exhibit strong capabilities in generating high-quality images from small sample datasets—a key advantage in the agricultural domain, where labeled data is often limited. These models effectively alleviate data scarcity and improve disease and pest detection accuracy. Many studies have integrated diffusion models with few-shot learning to address limited data availability in agricultural environments.

Zhou et al. [144] proposed a diffusion model-based few-shot learning framework for soybean disease detection and classification. The framework enhances detection performance by generating high-quality synthetic samples and improves feature extraction for lesion areas through attention mechanisms. To improve both data quality and model robustness, a novel diffusion-based loss function was proposed and validated under both laboratory and real-world conditions. Notably, in a case study on soybean disease detection conducted in the Bayannur region of China, this approach yielded strong practical results, demonstrating its field applicability.

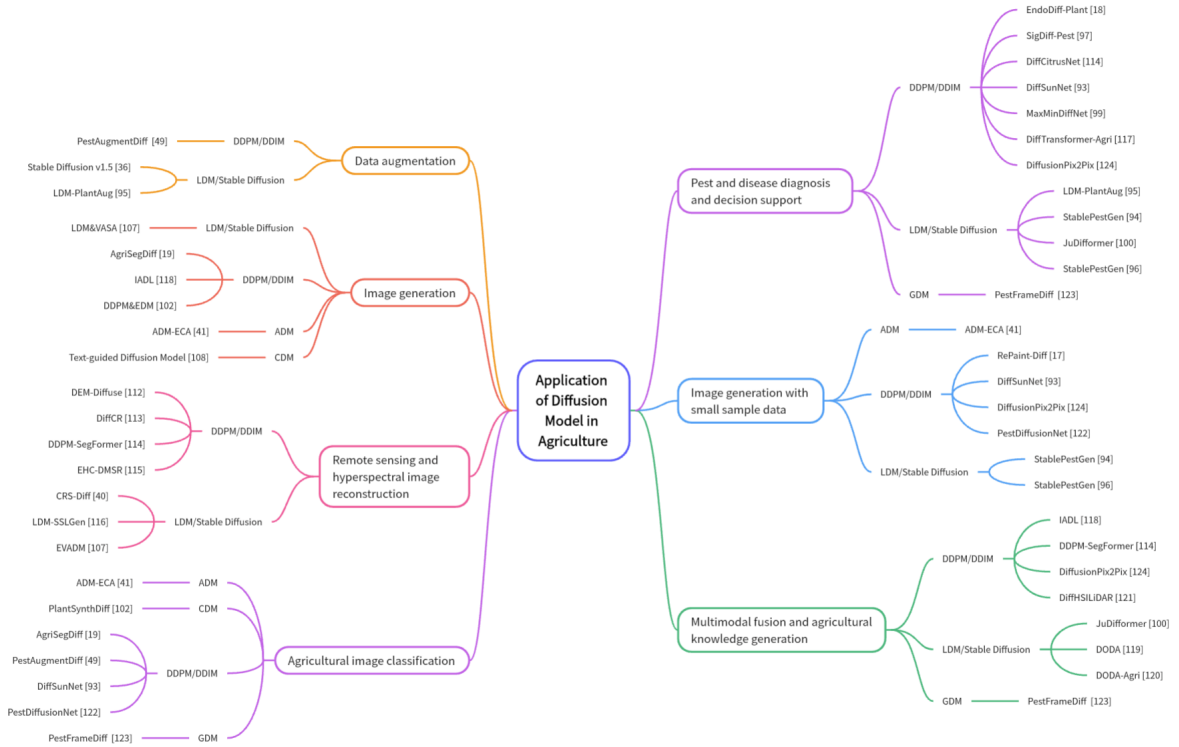


Figure 13: Seven application areas of diffusion models in agriculture: (1) data augmentation, (2) image generation, (3) remote sensing and hyperspectral image reconstruction, (4) pest and disease diagnosis and decision support, (5) small-sample image generation, (6) multimodal fusion and agricultural knowledge generation, and (7) agricultural image classification.

Wang et al. [119] introduced a controllable generative framework built upon Stable Diffusion, which incorporates text prompts and spatial coordinates to synthesize realistic images of emerging pests in natural field environments. This approach directly addresses the scarcity of labeled data in pest detection tasks by generating context-specific training samples.

Similarly, Astuti et al. [3] constructed a synthetic dataset for potato leaf disease detection by combining a Convolutional Visual Transformer (CvT) with Stable Diffusion. The generated synthetic images were used to train the CvT model, resulting in notable improvements in detection accuracy. These findings highlight the value of diffusion-based augmentation in data-limited agricultural scenarios.

Additional studies further support the utility of diffusion models in small-sample image generation. Wang et al. [118] and Egusquiza et al. [25] evaluated RePaint and DiffusionPix2Pix, respectively. RePaint outperformed conventional GANs in both image fidelity and class-level accuracy, while DiffusionPix2Pix leveraged disease severity annotations and leaf segmentation masks to produce high-quality disease-specific images. Across multiple evaluation benchmarks, both models demonstrated superior performance in enhancing agricultural disease datasets and boosting classification accuracy.

5. Experimental Results and Analysis

To assess the practical benefits of diffusion models in agricultural contexts, we conducted a series of comparative experiments spanning multiple tasks. These included data augmentation and image generation, reconstruction of remote sensing and hyperspectral imagery, pest and disease detection with diagnostic support, and multimodal data integration.

We benchmarked diffusion-based methods against established generative models using both visual inspection and quantitative evaluation metrics. Notably, the pest image generation task highlighted the strengths of diffusion models,

yielding results that were not only visually realistic but also effective in improving downstream diagnostic performance. These findings reinforce the potential of diffusion models to support real-world agricultural applications.

5.1. Performance Evaluation Metrics

We adopted the following quantitative metrics to assess the performance of generative and classification models:

- **SSIM (Structural Similarity Index)**: Evaluates perceptual similarity by comparing the structural information of generated and reference images. A score closer to 1 indicates stronger structural fidelity.
- **PSNR (Peak Signal-to-Noise Ratio)**: A widely used metric for measuring image reconstruction quality, with higher values generally reflecting better preservation of original pixel values and fewer artifacts. Higher PSNR values suggest better reconstruction fidelity.
- **FID (Fréchet Inception Distance)**: Evaluates the distributional difference between generated and real images. Lower scores indicate better generative quality.
- **RFID (Relative FID)**: A relative version of FID, used to compare the quality of generated and upscaled images.
- **SRFI (Super-Resolution Relative Fidelity Index)**: Combines SSIM and perceptual metrics to assess super-resolution performance. Higher values indicate better visual quality.
- **FLOPs (Floating-Point Operations)**: Represents the computational complexity of the model. Lower FLOPs indicate greater computational efficiency.
- **Params (Number of Parameters)**: Indicates the total trainable parameters in a model. Fewer parameters typically correspond to a more lightweight model.
- **Precision**: The ratio of correctly predicted positive samples to all predicted positive samples. Higher precision reflects fewer false positives.
- **Recall**: The ratio of correctly predicted positive samples to all actual positive samples. Higher recall reflects fewer false negatives.
- **Accuracy**: The proportion of correct predictions among all predictions. A higher accuracy indicates better overall performance.
- **mAP@75 (Mean Average Precision at 75% IoU)**: Measures detection accuracy at an Intersection over Union threshold of 75%. Higher values indicate better localization and classification accuracy.
- **F1-Score**: The harmonic mean of precision and recall, offering a balanced measure for imbalanced datasets.
- **FPS (Frames Per Second)**: Indicates the number of frames processed per second, representing real-time processing capability.
- **Memory (Memory Usage)**: Reflects the amount of memory required during inference. Lower memory consumption implies better suitability for deployment on resource-constrained devices.

5.2. Experimental Results

5.2.1. Data Augmentation and Image Generation Experiments

To evaluate the image generation fidelity of various generative models, we conducted experiments on the large-scale IP102 pest dataset using five different approaches. The methods included VAE [25], DCGAN [81], StyleGAN2 [50], StyleGAN3 [49], and our proposed ADM-DDIM model. As shown in Figure 14, ADM-DDIM demonstrates superior performance in generating realistic and detailed pest images compared to the other models. It performs particularly well in texture synthesis and detail preservation, especially under challenging conditions involving category diversity and class imbalance.

Table 2 shows that ADM-DDIM performs exceptionally well across all evaluation metrics, particularly achieving an FID score of 23.66, an IS score of 7.26, and an NIQE score of 3.05, demonstrating its remarkable capability in generating high-quality agricultural pest images.

In contrast, the traditional generative model VAE performs poorly in capturing image details and reproducing the complex textures of pest imagery, yielding an FID score as high as 264.57, an IS score of only 2.39, and an NIQE score of 7.52.

While DCGAN, StyleGAN2, and StyleGAN3 are capable of generating high-resolution and visually detailed images, their performance is notably limited when dealing with datasets characterized by high diversity and class imbalance. For example, StyleGAN3 yields a relatively high FID score of 42.54, a lower IS score of 4.70, and a moderate NIQE score of 4.08.

These findings highlight the advantages of ADM-DDIM in generating diverse and high-fidelity pest images. Moreover, they underscore the model's potential to effectively address challenges associated with high intra-class variability and severe inter-class imbalance in agricultural image datasets.

Table 3 presents the classification results of images generated by the ADM-DDIM model evaluated across six classification architectures. For instance, the validation accuracy of ResNet trained on the StyleGAN2-augmented dataset reached 69.60%, which is only 0.50% higher than the baseline model. However, when augmented with ADM-DDIM, ResNet's validation accuracy surged to 73.80%, representing a 4.2% improvement over StyleGAN2 and a 4.7% improvement over the baseline.

Leveraging social media news




Figure 14: Real samples and generated samples in the IP102 pest dataset. Images are taken from the training set. Generated samples are produced by ADM-DDIM, VAE, and GAN. Each row represents a type of pest.[24]

Similarly, EfficientNetV2 showed only a 1.1% increase in accuracy with StyleGAN2, whereas ADM-DDIM led to a jump to 74.80%, 4.5% higher than the original dataset. This performance boost was consistently observed across other models. For example, GoogLeNet achieved an accuracy of 69.30%—4.1% higher than StyleGAN2 and 3.6% higher than StyleGAN3. Notably, MobileNet demonstrated the most substantial improvement, with accuracy increasing from 62.50% to 69.10%, a gain of 6.6%.

These results underscore the effectiveness of ADM-DDIM in addressing long-tail distribution challenges and improving the classification accuracy of deep learning models in agricultural tasks. In contrast, datasets augmented using DCGAN or VAE resulted in decreased classification performance. This degradation is primarily attributed to the presence of unnatural artifacts or distorted features in the images generated by these models, which negatively affect the classifier's training and generalization ability.

5.2.2. Remote Sensing and Hyperspectral Image Reconstruction Experiments

Table 4 presents the performance comparison of different models on the CropSR-Test dataset. To evaluate the effectiveness of the proposed Variance-Aware Spatial Attention (VASA)-enhanced diffusion model (EVADM), we compare its performance with that of the regression-based model EDSR [131], the GAN-based model Real-ESRGAN [120], and the latent diffusion model (LDM) [85].

Table 2

Performance comparison between diffusion models and other generative models.[24]

Models	Original	VAE		GANs		Diffusion Model
		VAE	DCGAN	StyleGAN2	StyleGAN3	ADM-DDIM
FID↓	/	264.57	217.34	86.90	42.52	23.66
IS↑	1.40	2.39	2.58	2.70	4.70	7.26
NIQE↓	4.22	7.52	7.71	6.28	4.08	3.05

Table 3

Validation accuracy (val-acc %) of different models. The maximum value indicates the maximum accuracy improvement.[24]

	Models	ResNet	GoogLeNet	ShuffleNet	DenseNet	EfficientNet	MobileNet
Original		69.10	63.60	65.30	68.90	70.30	62.50
	VAE	68.70	64.50	64.10	67.60	70.10	63.70
	DCGAN	69.80	64.60	64.90	69.10	71.00	64.40
Generated	StyleGAN2	69.60	65.20	65.40	69.00	71.40	63.40
	StyleGAN3	69.20	65.70	65.60	69.40	70.60	63.80
	ADM-DDIM	73.80	69.30	70.70	74.00	74.80	69.10
Maximum↑		4.70↑	5.70↑	5.40↑	5.10↑	4.50↑	6.60↑

The experimental results demonstrate that incorporating the VASA attention mechanism significantly enhances model performance with only a marginal increase in computational complexity. For the $\times 2$ super-resolution (SR) ratio, the VASR-fc1-x2 variant achieves the best performance, primarily due to its superior structural similarity index.

For the $\times 4$ SR ratio, EVADM-x4 outperforms LDM-x4 across both FID and SRFI metrics—reducing FID by 5.7% and improving SRFI by 7%. Moreover, the EVADM model reduces computational complexity by more than 10% and cuts the number of parameters by nearly 50%, highlighting its efficiency and practicality for high-resolution agricultural image reconstruction.

Figure 15 provides a visual comparison of representative models on the CropSR-Test dataset.

At the $\times 2$ super-resolution (SR) scale, the images generated by VASR-fc1-x2 exhibit rich details, vivid colors, and sharp edges. Although EVADM-x2 reconstructs a more realistic crop canopy structure, it performs less effectively when handling rare flower categories.

For the more challenging $\times 4$ SR task, images generated by GAN-based models show noticeable distortions. In contrast, diffusion-based models—despite not achieving perfect ground truth reconstruction—are able to reproduce similar structural patterns with higher visual fidelity.

In the case of $\times 8$ SR enhancement, where significant information loss occurs, the models can only infer approximate features. Nevertheless, compared to regression- and GAN-based approaches, the outputs generated by EVADM-x8 (Figure 16) demonstrate clearer edges and more distinguishable details. Notably, the FID score is reduced by 67.1, validating the effectiveness and feasibility of using diffusion models for extreme-scale super-resolution tasks in agricultural image reconstruction.

The test results on the CropSR-OR/FP dataset are presented in Table 5. Although the regression-based models EDSR-x2 and VASR-fc1-x2 achieved relatively high SSIM scores, their super-resolution (SR) outputs were noticeably blurry—approaching the visual effect of simple interpolation—as illustrated in the middle (CropSR-OR) and bottom (CropSR-FP) sections of Figure 16.

Table 4

Comparison of model performance on CropSR-Test.[69]

Model	Type	r	PSNR↑	SSIM↑	FID↓	RFID*↑	SRFI↑	FLOPs/G↓	Params/M↓
EDSR_x2	Reg	2	26.18	0.90	6.07	0.70	14.17	90.18	1.37
VASR_fc1_x2	Reg	2	26.63	0.92	4.74	0.77	16.74	90.87	1.45
RealESRGAN_x2	GAN	2	21.75	0.78	27.13	-0.34	1.11	294.24	37.78
EVADM_x2	Diff	2	22.69	0.83	10.01	0.50	8.29	22.97	29.14
EDSR_x4	Reg	4	19.18	0.49	51.78	0.53	2.44	130.29	1.52
RealESRGAN_x4	GAN	4	17.27	0.44	40.38	0.63	2.67	1176.61	37.77
VARDGAN_x4	GAN	4	17.43	0.45	31.73	0.71	2.95	1188.19	40.71
LDM_x4	Diff	4	16.37	0.35	31.36	0.71	2.79	40.22	113.62
EVADM_ca_x4	Diff	4	16.21	0.34	25.98	0.76	2.93	35.96	64.03
EVADM_x4	Diff	4	16.49	0.36	25.66	0.77	2.97	35.91	63.20
EDSR_x8	Reg	8	16.79	0.20	131.24	0.41	1.34	290.60	1.67
RealESRGAN_x8	GAN	8	14.84	0.13	280.12	-0.27	0.89	1453.58	37.77
EVADM_x8	Diff	8	14.30	0.14	64.14	0.71	1.57	35.92	63.21

Table 5

Comparison of CropSR-OR and CropSR-FP model performance.[69]

Model	r	CropSR-OR				CropSR-FP			
		SSIM↑	FID↓	RFID* ↑	SRFI↑	SSIM↑	FID↓	RFID* ↑	SRFI↑
EDSR_x2	2	0.55	66.60	0.13	2.54	0.50	78.71	0.14	2.46
VASR_fc1_x2	2	0.55	65.96	0.14	2.60	0.50	78.14	0.15	2.49
EVADM_x2	2	0.42	52.30	0.32	3.36	0.35	62.50	0.32	3.11
RealESRGAN_x4	4	0.29	124.75	0.00	1.17	0.35	141.89	0.11	1.39
VARDGAN_x4	4	0.30	116.09	0.07	1.28	0.34	126.24	0.21	1.55
LDM_x4	4	0.28	61.75	0.50	2.10	0.35	92.47	0.42	1.98
EVADM_x4	4	0.28	52.47	0.58	2.28	0.33	85.78	0.46	2.06
EVADM_x8	8	0.15	101.72	0.57	1.45	0.21	151.09	0.39	1.33

For both the $\times 2$ and $\times 4$ SR scales, the proposed EVADM model achieved the best performance in terms of both FID and SRFI metrics. Specifically, compared to the baseline models, EVADM- $\times 2$ reduced the FID score by an average of 14.6, while EVADM- $\times 4$ achieved a reduction of 8.0. Correspondingly, the SRFI improved by 27.1% and 6.3%, respectively.

In contrast, GAN-based models yielded near-zero scores on the RFID metric, indicating their limited ability to produce satisfactory super-resolution outputs under the given evaluation settings.

Observing the VARDGAN- $\times 4$ result in the second sample of Figure 16, it is evident that the model fails to preserve leaf detail features, whereas EVADM- $\times 4$ vividly reconstructs leaf veins with superior clarity. For the $\times 4$ super-resolution task on the third row, which features a dense crop canopy, GAN-based models are unable to reconstruct the narrow leaves effectively.

By comparing the last two images generated by the $\times 4$ diffusion models, it becomes apparent that the incorporation of the VASA attention mechanism significantly enhances the model's ability to reconstruct fine structural details. Furthermore, when comparing the performance of regression-based models on the simulated CropSR-Test dataset with their performance on real-world datasets, a noticeable decline in both numerical metrics and visual quality can be




Figure 15: Visual comparison of SR results on the CropSR-Test, CropSR-OR, and CropSR-FP datasets. The left side provides an overview of different farmland scenes, while the model names are displayed below the small blocks on the right side.[69]

observed. This highlights their limited generalization ability. In contrast, diffusion models exhibit superior robustness to domain shifts, confirming their potential in real-world agricultural applications.

5.2.3. Pest and Disease Diagnosis and Auxiliary Decision-Making Experiments

This experiment evaluated the performance of different models in sunflower disease detection using a comprehensive set of metrics, including precision, recall, accuracy, F1 score, and mean average precision (mAP@75). The results demonstrate that architectural optimization and task-specific adaptations lead to significant performance improvements, particularly in complex backgrounds and small-sample scenarios.

As shown in Table 6, RT-DETRv2 achieved the lowest overall performance. Its reliance on global feature extraction limits its ability to capture fine-grained lesion details. Mask R-CNN performed better due to its instance segmentation capabilities but still struggled with the segmentation of small disease spots. The DETR model also achieved reasonable results; however, it faced difficulties in suppressing background noise and detecting small-scale lesions.

Among the compared methods, the LeafDetection model [141], which is specifically designed for sunflower disease detection, demonstrated a clear advantage in extracting fine-grained features. It outperformed all other models across all metrics, achieving an accuracy of 0.94, recall of 0.92, precision of 0.93, F1 score of 0.93, and mAP@75 of 0.92. These results confirm the effectiveness of combining deep learning techniques with domain-specific feature modeling.

According to the study, the authors propose a new method referred to as the **Few-Shot Diffusion Detection Network (FSDDN)**, which emphasizes the integration of few-shot learning and diffusion models for high-quality disease detection in low-data regimes. This approach demonstrates excellent adaptability and precision in agricultural scenarios where labeled samples are scarce.

In addition to experiments conducted on the original dataset, we further evaluated the generalization performance and robustness of the proposed method using an independent test dataset. This dataset includes four categories of leaf




Figure 16: Visual comparison of SR results on the CropSR-Test dataset. The left side provides an overview of different farmland scenes, while the model names are displayed below the small blocks on the right side.[69]

Table 6

Experimental results of disease detection model.[144]

Model	Precision	Recall	Accuracy	mAP@75	F1-Score
RT-DETRv2	0.83	0.80	0.82	0.81	0.81
Mask R-CNN	0.87	0.84	0.86	0.85	0.85
DETR	0.89	0.86	0.87	0.87	0.87
LeafDetection	0.92	0.89	0.91	0.90	0.90
FSDDN	0.94	0.92	0.93	0.92	0.93

images: downy mildew (120 images), fresh leaves (134 images), gray mold (72 images), and leaf scars (140 images). The diversity of the dataset lies in the substantial differences in disease types and leaf appearances. Notably, downy mildew and gray mold exhibit complex patterns with unclear lesion boundaries, making them particularly vulnerable to background interference.

The annotation procedure for this dataset followed the same protocol as the original, with expert-verified bounding boxes to ensure the precise localization of disease features during training. To mitigate class imbalance, data balancing strategies and augmentation techniques—such as rotation, cropping, and color jittering—were applied during training. These operations not only enhanced the model’s robustness but also effectively expanded the training data.

As shown in Table 7, the application of these techniques led to a significant improvement in model performance, further validating the effectiveness and generalizability of the proposed approach in complex and imbalanced real-world agricultural scenarios.

Figure 17 presents the visualization results of different models, including RT-DETRv2, Mask R-CNN, DETR, LeafDetection, and the proposed method. RT-DETRv2 primarily captures global features but performs poorly in capturing fine details. Mask R-CNN exhibits good performance in instance segmentation; however, it lacks precision in segmenting small lesions. DETR benefits from global attention mechanisms but struggles with detecting small lesion regions. LeafDetection performs well in overall disease detection and shows strong capabilities in detail extraction.




Figure 17: Visualization analysis of experimental results.[144]

Table 7

Experimental results of disease detection models on other datasets.[144]

Model	Precision	Recall	Accuracy	mAP@75	F1-Score
RT-DETRv2	0.84	0.80	0.82	0.81	0.82
Mask R-CNN	0.86	0.82	0.84	0.83	0.84
DETR	0.87	0.85	0.86	0.86	0.86
LeafDetection	0.90	0.89	0.90	0.90	0.89
FSDDN	0.92	0.90	0.91	0.91	0.91

In contrast, the proposed model demonstrates superior performance across all disease categories, particularly showing enhanced robustness in the segmentation and identification of lesions caused by downy mildew and leaf scars.

5.2.4. Multimodal Fusion Experiment

This experiment proposes a deep learning model based on multimodal data fusion for detecting jujube tree diseases in desert environments. Due to the harsh lighting and environmental variability in desert regions, existing methods often suffer from limitations in feature extraction and detection accuracy. To address these challenges, this study integrates image data and sensor information and introduces a feature extraction mechanism that combines Transformer and diffusion modules to enable precise disease feature capture.

The data were collected in the Bayannur Desert region in northern China, where environmental conditions such as light intensity, temperature, and humidity significantly affect the incidence and progression of jujube tree diseases.

To improve the model's robustness and generalization capability across varying conditions, we collected data throughout the entire growing season—from spring to autumn—capturing different phenological stages and phases of disease progression.

Image acquisition was performed three times per day—at dawn, noon, and dusk—as illustrated in Figures 18 and 19(a). This schedule ensured that the model learned to recognize disease symptoms under diverse lighting conditions, helping to mitigate overfitting to specific illumination environments.

Alongside image data, we continuously monitored environmental variables including temperature, humidity, and wind speed using field-deployed sensors. Integrating this environmental data allowed the model to capture potential correlations between disease outbreaks and microclimatic changes, thereby improving its adaptability to real-world field scenarios.

Table 8 compares YOLOv9 [115], Retinanet [62], Efficientdet [104], YOLOv10 [114], and DETR [8] in disease detection tasks, evaluating their convergence speed throughout the training process and final detection results. Table 9 compares the performance of the proposed disease detection model with other state-of-the-art methods in disease detection tasks.




Figure 18: Samples of different jujube tree diseases: (a) jujube wilt disease, (b) fruit cracking disease, (c) black tumor disease, (d) rust disease, (e) ring spot disease, (f) anthracnose disease.[134]

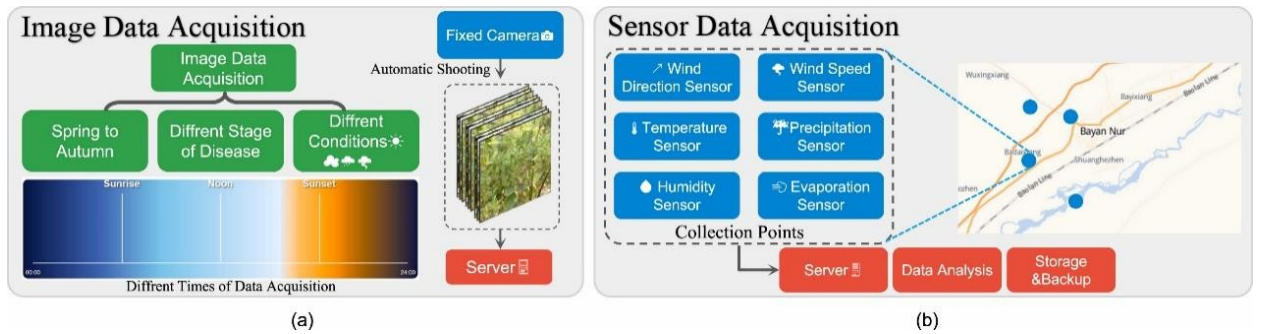


Figure 19: Data collection overview. (a) Image data collection: Captured at different times, seasons, disease stages, and conditions, and stored on a central server. (b) Sensor data collection: Environmental data (e.g., wind, temperature, humidity) collected from multiple sensors, transmitted for analysis and storage.[134]

Table 8

Comparison with different mainstream models[134]

Metric	YOLOv9	Retinanet	Efficientdet	YOLOv10	DETR	JuDiformer
Precision	0.83	0.85	0.87	0.89	0.91	0.93
Recall	0.79	0.81	0.83	0.85	0.87	0.89
Accuracy	0.81	0.83	0.85	0.86	0.88	0.90
mAP	0.82	0.84	0.86	0.87	0.89	0.91
F1 Score	0.81	0.83	0.85	0.87	0.89	0.91
FPS	35	25	30	40	22	28
Params (M)	57.3	52	77	29.5	60	61.32
FLOPs (G)	189	198	410	160	253	207
Memory (GB)	10	8	12	9	11	10

Table 10 shows that when using only image data, the model's metrics are as follows: Precision 0.81, Recall 0.77, Accuracy 0.79, mAP 0.78, and F1-score 0.79; when using sensor data alone, these metrics improved to 0.85, 0.82, 0.83, 0.83, and 0.83, respectively, indicating that environmental information in sensor data is closely related to disease progression. When using image and sensor data fusion, all metrics significantly improved: Precision reached 0.93, Recall was 0.89, Accuracy was 0.90, mAP was 0.91, and F1-score was 0.91, demonstrating the effectiveness of multimodal data fusion in enhancing disease detection accuracy and robustness.

Table 9

Comparison with other state-of-the-art results.[134]

Model	Precision	Recall	Accuracy	mAP	F1 Score
Thai et al [108]	0.76	0.71	0.73	0.72	0.73
Zeng et al [131]	0.78	0.73	0.75	0.74	0.75
Pang et al [78]	0.79	0.74	0.76	0.75	0.77
Li et al [59]	0.81	0.76	0.78	0.77	0.78
Sebastian et al [90]	0.82	0.78	0.79	0.79	0.80
Wang et al [117]	0.84	0.79	0.81	0.81	0.81
Zhou et al [145]	0.85	0.81	0.82	0.82	0.83
Sharma et al [91]	0.87	0.82	0.84	0.84	0.85
Wang et al [116]	0.88	0.84	0.85	0.86	0.86
Karthik et al [51]	0.90	0.86	0.87	0.88	0.88
Zhang and Lu et al [140]	0.91	0.87	0.88	0.89	0.89
JuDifformer	0.93	0.89	0.90	0.91	0.91

Table 10

Comparison with different multimodal datasets.[134]

Data	Precision	Recall	Accuracy	mAP	F1 Score
Image	0.81	0.77	0.79	0.78	0.79
Sensor	0.85	0.82	0.83	0.83	0.83
Both	0.93	0.89	0.90	0.91	0.91

5.3. Key Findings and Conclusions from the Experiment

This section summarizes the key findings from the four experimental tasks, highlighting the powerful potential of diffusion models in agricultural applications—particularly in pest and disease detection and data augmentation.

In the data augmentation and image generation experiments, diffusion model-based augmentation using ADM-DDIM significantly improved the quality of generated images. Compared to traditional generative models such as VAE, DCGAN, StyleGAN2, and StyleGAN3, ADM-DDIM achieved superior performance across multiple metrics, including FID, IS, and NIQE. The use of synthetic images generated by diffusion models led to improved detail and texture fidelity, effectively mitigating long-tail data issues. This was particularly evident in the improved recognition performance for underrepresented pest categories. These findings suggest that diffusion-based generation offers a practical solution to data scarcity and class imbalance challenges common in agricultural datasets.

In the domain of remote sensing and hyperspectral image reconstruction, we further evaluated a diffusion model enhanced with a variance-aware spatial attention mechanism (VASA), termed EVADM. Compared to conventional regression-based methods such as EDSR and GAN-based approaches like RealESRGAN and LDM, EVADM achieved better performance in both FID and SRFI metrics. In addition to improved perceptual quality, the model demonstrated lower computational complexity and a reduced parameter count, making it well-suited for deployment in resource-constrained agricultural settings.

For pest and disease detection, generative data enhancement using diffusion models significantly boosted model accuracy and robustness, particularly in few-shot and long-tail learning scenarios. This was evident in cases such as sunflower and date palm disease classification in desert regions, where conventional models often fail. The integration of multimodal data—including sensor-based environmental inputs—further enhanced model adaptability to complex field conditions.

Collectively, these results underscore the advantages of diffusion models in data augmentation, image enhancement, and multimodal learning within agricultural applications. Their ability to support robust, scalable, and accurate modeling positions them as a promising tool for advancing intelligent agricultural monitoring systems.

6. Challenges and Countermeasures in Diffusion Models for Agricultural Applications

Diffusion models have shown promising capabilities in pest and disease identification, crop monitoring, and other intelligent farming tasks. However, their widespread application in agriculture remains constrained by several technical and domain-specific limitations.

6.1. Challenges

Diffusion models have shown promising capabilities in pest and disease identification, crop monitoring, and other intelligent farming tasks. However, their widespread application in agriculture remains constrained by several technical and domain-specific limitations:

- **Computational Inefficiency:** The generation of high-resolution images via diffusion models is computationally intensive due to their iterative sampling process. This leads to prolonged inference times, which limits their suitability for time-sensitive applications such as real-time field diagnosis or unmanned aerial monitoring. Addressing this issue will require the design of accelerated sampling strategies (e.g., DDIM, consistency models), lightweight network architectures, and scalable computing frameworks such as distributed or edge processing systems.
- **Data Scarcity and Class Imbalance:** In agricultural settings, data scarcity—particularly for rare pest or disease categories—remains a persistent problem. Early-stage outbreaks often lack sufficient labeled samples, and datasets tend to be biased toward dominant crop species or common conditions. This can impair both generative diversity and downstream classifier performance. Potential countermeasures include few-shot data synthesis, long-tail distribution modeling, and adaptive augmentation strategies tailored to agricultural domains.
- **Poor Generalization Across Heterogeneous Conditions:** Agricultural environments exhibit significant variation across geography, climate, soil type, and crop management practices. Diffusion models trained in controlled conditions may struggle when deployed in unfamiliar scenarios, leading to reduced robustness. Future research should explore domain adaptation techniques, cross-region transfer learning, and multi-source training schemes that incorporate spatial, temporal, and multimodal diversity to improve model generalization.
- **Data Quality and Label Noise:** The effectiveness of diffusion models heavily depends on the quality and consistency of training data. Issues such as noisy backgrounds, incorrect or inconsistent labeling, and narrow environmental diversity can hinder model learning and generalization. Improving dataset quality involves not only more rigorous labeling pipelines but also the construction of benchmark datasets covering a wide range of field conditions, crop types, and phenological stages.

6.2. Future Research Directions

To further enhance the application of diffusion models in agriculture, several research directions warrant attention:

- **Enhancing Computational Efficiency:** Reducing the computational overhead associated with diffusion models is essential for their deployment in real-time or large-scale agricultural systems. Future research should focus on model compression, efficient network design, and fast sampling strategies. Leveraging high-performance or distributed computing platforms may also offer practical solutions for field-level applications.
- **Synthetic Data Generation and Augmentation:** The ability to generate realistic agricultural data holds great promise in mitigating the challenges of data scarcity and class imbalance. Developing advanced data augmentation techniques that can produce representative samples for under-documented crops, diseases, or environmental conditions will help improve model generalizability and robustness.
- **Improving Generalization Across Diverse Conditions:** Agricultural environments are inherently heterogeneous, and models must be capable of adapting to varying field conditions. Approaches such as domain adaptation, transfer learning, and multimodal learning—using visual, climatic, and soil data—could be instrumental in ensuring consistent performance across regions and growing seasons.
- **Hybrid Generative Architectures:** Exploring the integration of diffusion models with other generative approaches, such as GANs or VAEs, may yield architectures that combine the strengths of multiple methods. Hybrid frameworks could support more controllable data synthesis and better accommodate specific requirements, such as simulating particular disease stages or crop phenotypes.

Pursuing these directions will help bridge the gap between the theoretical potential of diffusion models and their practical utility in intelligent agriculture, supporting applications in crop health assessment, yield estimation, and pest and disease surveillance.

7. Summary

Diffusion models have emerged as a powerful tool in agricultural image analysis, particularly in applications such as crop health monitoring, pest and disease detection, and remote sensing enhancement. Their ability to generate high-quality synthetic data makes them especially valuable in scenarios where real-world agricultural data are limited or imbalanced.

In tasks requiring fine-grained disease classification or crop growth prediction, diffusion-generated imagery provides detailed visual representations that support more accurate diagnostics and decision-making. Unlike traditional generative approaches, these models synthesize images through a progressive denoising process, which preserves structural detail and enhances realism.

This characteristic is particularly advantageous for data augmentation and training set expansion, as the generated samples effectively improve the diversity and quality of datasets, thereby boosting the performance of downstream classification models.

Furthermore, empirical results indicate that synthetic images produced by diffusion models generalize well across diverse environmental conditions—contributing to greater model robustness in practical agricultural scenarios, including disease outbreak detection and phenological stage monitoring. The conditional generation capabilities of diffusion models further enable the creation of tailored images based on specific crop types, disease categories, or environmental factors, offering customized solutions to meet the diverse demands of precision agriculture.

Moreover, diffusion models demonstrate strong capabilities in multimodal data fusion by integrating various data types, including imagery, sensor readings, and climate information. This fusion ability greatly enhances their applicability in agricultural disease and pest monitoring, environmental change analysis, and data-driven decision-making in precision agriculture.

Declarations

Author Contributions

Xing Hu: Conceptualization, Literature Review, Methodology Design, Manuscript Writing, and Project Supervision. Haodong Chen: Data Collection, Figure and Table Preparation, and Draft Writing. Qianqian Duan: Literature Survey, Application Section Writing, and Editing. Choon Ki Ahn: Theoretical Guidance, Critical Revision, and Final Review of the Manuscript. Huiliang Shang: Review on Agricultural Applications, Domain-Specific Technical Suggestions, and Manuscript Revision. Dawei Zhang: Overall Guidance, Manuscript Structure Optimization, and Resource Coordination. All authors have read and approved the final version of the manuscript.

Conflict of interest The authors have no relevant financial or non-financial interests to disclose.

References

- [1] Mahmoud Abdulsalam, Usman Zahidi, Bradley Hurst, Simon Pearson, Grzegorz Cielniak, and James Brown. Unsupervised tomato split anomaly detection using hyperspectral imaging and variational autoencoders. In *European Conference on Computer Vision*, pages 101–114. Springer, 2024.
- [2] Tomer Amit, Tal Shaharbany, Eliya Nachmani, and Lior Wolf. Segdiff: Image segmentation with diffusion probabilistic models. *arXiv preprint arXiv:2112.00390*, 2021.
- [3] Tri Astuti, Amri Nurkholis Umar, Rizki Wahyudi, and Zanuvar Rifai. Enhancing potato leaf disease detection: Implementation of convolutional vision transformers with synthetic datasets from stable diffusion. *JOIV: International Journal on Informatics Visualization*, 8(4):2054–2065, 2024.
- [4] Pradnya Awate and Ajay D Nagne. Case studies on generative adversarial networks in precision farming: Gan for precision agriculture. In *Generative Adversarial Networks for Remote Sensing*, pages 291–320. IGI Global Scientific Publishing, 2025.
- [5] Fan Bao, Kun Xu, Chongxuan Li, Lanqing Hong, Jun Zhu, and Bo Zhang. Variational (gradient) estimate of the score function in energy-based latent variable models. In *International Conference on Machine Learning*, pages 651–661. PMLR, 2021.
- [6] Dmitry Baranchuk, Ivan Rubachev, Andrey Voynov, Valentin Khrulkov, and Artem Babenko. Label-efficient semantic segmentation with diffusion models. *arXiv preprint arXiv:2112.03126*, 2021.
- [7] Parth Bhatt, Ankit Shah, Sachin Patel, and Sanjay Patel. Image enhancement using various interpolation methods. *International Journal of Computer Science and Information Technology & Security*, 2(4), 2012.

- [8] Nicolas Carion, Francisco Massa, Gabriel Synnaeve, Nicolas Usunier, Alexander Kirillov, and Sergey Zagoruyko. End-to-end object detection with transformers. In *European conference on computer vision*, pages 213–229. Springer, 2020.
- [9] Chen-Hao Chao, Wei-Fang Sun, Bo-Wun Cheng, and Chun-Yi Lee. Quasi-conservative score-based generative models. 2022.
- [10] Dong Chen, Xinda Qi, Yu Zheng, Yuzhen Lu, Yanbo Huang, and Zhaojian Li. Synthetic data augmentation by diffusion probabilistic models to enhance weed recognition. *Computers and Electronics in Agriculture*, 216:108517, 2024.
- [11] Shoufa Chen, Peize Sun, Yibing Song, and Ping Luo. Diffusionet: Diffusion model for object detection. In *Proceedings of the IEEE/CVF international conference on computer vision*, pages 19830–19843, 2023.
- [12] Wei Chen, Peng Zhou, Lina He, Huan Wang, and Bingyu Cao. Performance analysis of image augmentation driven by language based on diffusion models. In *International Conference on Applied Intelligence*, pages 73–82. Springer, 2024.
- [13] Jooyoung Choi, Sungwon Kim, Yonghyun Jeong, Youngjune Gwon, and Sungroh Yoon. Ilvr: Conditioning method for denoising diffusion probabilistic models. *arXiv preprint arXiv:2108.02938*, 2021.
- [14] Hyungjin Chung, Byeongsu Sim, and Jong Chul Ye. Come-closer-diffuse-faster: Accelerating conditional diffusion models for inverse problems through stochastic contraction. In *Proceedings of the IEEE/CVF conference on computer vision and pattern recognition*, pages 12413–12422, 2022.
- [15] Florinel-Alin Croitoru, Vlad Hondru, Radu Tudor Ionescu, and Mubarak Shah. Diffusion models in vision: A survey. *IEEE transactions on pattern analysis and machine intelligence*, 45(9):10850–10869, 2023.
- [16] Van den Oord. Conditional image generation with pixellcn decoders. *Adv. Neural Inf. Process. Syst.*, 29, 2016.
- [17] Boyang Deng and Yuzhen Lu. Weed image augmentation by controlnet-added stable diffusion for multi-class weed detection. *Computers and Electronics in Agriculture*, 232:110123, 2025.
- [18] Prafulla Dhariwal and Alexander Nichol. Diffusion models beat gans on image synthesis. *Advances in neural information processing systems*, 34:8780–8794, 2021.
- [19] Xinyu Ding, Jiahui Qu, Wenqian Dong, Tongzhen Zhang, Nan Li, and Yufei Yang. Graph representation learning-guided diffusion model for hyperspectral change detection. *IEEE Geoscience and Remote Sensing Letters*, 21:1–5, 2024.
- [20] Xinyu Ding, Jiahui Qu, Wenqian Dong, Tongzhen Zhang, Nan Li, and Yufei Yang. Graph representation learning-guided diffusion model for hyperspectral change detection. *IEEE Geoscience and Remote Sensing Letters*, 21:1–5, 2024.
- [21] Laurent Dinh, David Krueger, and Yoshua Bengio. Nice: Non-linear independent components estimation. *arXiv preprint arXiv:1410.8516*, 2014.
- [22] Laurent Dinh, Jascha Sohl-Dickstein, and Samy Bengio. Density estimation using real nvp. *arXiv preprint arXiv:1605.08803*, 2016.
- [23] Liang Dong. Diffusion probabilistic models for resource allocation in multi-carrier noma systems. In *2025 IEEE Wireless Communications and Networking Conference (WCNC)*, pages 1–6. IEEE, 2025.
- [24] Mengze Du, Fei Wang, Yu Wang, Kun Li, Wenhui Hou, Lu Liu, Yong He, and Yuwei Wang. Improving long-tailed pest classification using diffusion model-based data augmentation. *Computers and Electronics in Agriculture*, 234:110244, 2025.
- [25] Itziar Egusquiza, Leire Benito-Del-Valle, Artzai Picón, Arantza Bereciartua-Pérez, Laura Gómez-Zamanillo, Andoni Elola, Elisabete Aramendi, Rocío Espejo, Till Eggers, Christian Klukas, et al. When synthetic plants get sick: Disease graded image datasets by novel regression-conditional diffusion models. *Computers and Electronics in Agriculture*, 229:109690, 2025.
- [26] Mohammad El Sakka, Mihai Ivanovici, Lotfi Chaari, and Josiane Mothe. A review of cnn applications in smart agriculture using multimodal data. *Sensors*, 25(2):472, 2025.
- [27] Patrick Esser, Robin Rombach, Andreas Blattmann, and Bjorn Ommer. Imagebart: Bidirectional context with multinomial diffusion for autoregressive image synthesis. *Advances in neural information processing systems*, 34:3518–3532, 2021.
- [28] Junfu Fan, Zongwen Shi, Zhoupeng Ren, Yuke Zhou, and Min Ji. Ddpm-segformer: Highly refined feature land use and land cover segmentation with a fused denoising diffusion probabilistic model and transformer. *International Journal of Applied Earth Observation and Geoinformation*, 133:104093, 2024.
- [29] Ian J Goodfellow, Jean Pouget-Abadie, Mehdi Mirza, Bing Xu, David Warde-Farley, Sherjil Ozair, Aaron Courville, and Yoshua Bengio. Generative adversarial nets. *Advances in neural information processing systems*, 27, 2014.
- [30] Alexandros Graikos, Srikar Yellapragada, Minh-Quan Le, Saarthak Kapse, Prateek Prasanna, Joel Saltz, and Dimitris Samaras. Learned representation-guided diffusion models for large-image generation. In *Proceedings of the IEEE/CVF Conference on Computer Vision and Pattern Recognition*, pages 8532–8542, 2024.
- [31] Hasan Gunes, Hakkı Ergun Cekli, and Ulrich Rist. Data enhancement, smoothing, reconstruction and optimization by kriging interpolation. In *2008 Winter Simulation Conference*, pages 379–386. IEEE, 2008.
- [32] Haoxin Guo, Jiarui Liu, Yan Li, Yifei Xu, Keyi Xu, Anzhao Fan, Jiarui Hao, Yifei Hou, and Chunli Lv. Efficient tomato disease detection using maxmin-diffusion mechanism and lightweight techniques. *Plants*, 14(3):354, 2025.
- [33] Lintao Han, Yuchen Zhao, Hengyi Lv, Yisa Zhang, Hailong Liu, Guoling Bi, and Qing Han. Enhancing remote sensing image super-resolution with efficient hybrid conditional diffusion model. *Remote Sensing*, 15(13):3452, 2023.
- [34] Andrew Heschl, Mauricio Murillo, Keyhan Najafian, and Farhad Maleki. Synthset: generative diffusion model for semantic segmentation in precision agriculture. In *European Conference on Computer Vision*, pages 267–283. Springer, 2024.
- [35] Andrew Heschl, Mauricio Murillo, Keyhan Najafian, and Farhad Maleki. Synthset: generative diffusion model for semantic segmentation in precision agriculture. In *European Conference on Computer Vision*, pages 267–283. Springer, 2024.
- [36] Kentaro Hirahara, Chikahito Nakane, Hajime Ebisawa, Tsuyoshi Kuroda, Yohei Iwaki, Tomoyoshi Utsumi, Yuichiro Nomura, Makoto Koike, and Hiroshi Mineno. D4: Text-guided diffusion model-based domain adaptive data augmentation for vineyard shoot detection. *Computers and Electronics in Agriculture*, 230:109849, 2025.
- [37] Jonathan Ho, Ajay Jain, and Pieter Abbeel. Denoising diffusion probabilistic models. *Advances in neural information processing systems*, 33:6840–6851, 2020.
- [38] Jonathan Ho and Tim Salimans. Classifier-free diffusion guidance. *arXiv preprint arXiv:2207.12598*, 2022.

- [39] Jonathan Ho, Tim Salimans, Alexey Gritsenko, William Chan, Mohammad Norouzi, and David J Fleet. Video diffusion models. *Advances in neural information processing systems*, 35:8633–8646, 2022.
- [40] Minghui Hu, Yujie Wang, Tat-Jen Cham, Jianfei Yang, and Ponnuthurai N Suganthan. Global context with discrete diffusion in vector quantised modelling for image generation. In *Proceedings of the IEEE/CVF Conference on Computer Vision and Pattern Recognition*, pages 11502–11511, 2022.
- [41] Vincent Tao Hu, David W Zhang, Yuki M Asano, Gertjan J Burghouts, and Cees GM Snoek. Self-guided diffusion models. In *Proceedings of the IEEE/CVF Conference on Computer Vision and Pattern Recognition*, pages 18413–18422, 2023.
- [42] Xiangyi Hu, Zhihao Zhang, Liping Zheng, Tailai Chen, Chao Peng, Yilin Wang, Ruiheng Li, Xinyang Lv, and Shuo Yan. Enhancing jujube forest growth estimation and disease detection using a novel diffusion-transformer architecture. *Plants*, 13(17):2348, 2024.
- [43] He Huang, Wei He, Hongyan Zhang, Yu Xia, and Liangpei Zhang. Stfdiff: Remote sensing image spatiotemporal fusion with diffusion models. *Information Fusion*, 111:102505, 2024.
- [44] Jun Huang, Zhiwei Wang, Ming Xu, Longhua Ma, Wenxiang Wu, and Jiaxiang Cao. Enhancing few-shot plant disease classification with diffusion model. In *2024 China Automation Congress (CAC)*, pages 2036–2040. IEEE, 2024.
- [45] Yinghui Huang, Kyle Kastner, Kartik Audhkhasi, Bhuvana Ramabhadran, and Andrew Rosenberg. Audio diffusion with large language models. In *ICASSP 2025-2025 IEEE International Conference on Acoustics, Speech and Signal Processing (ICASSP)*, pages 1–5. IEEE, 2025.
- [46] Folasade Olubusola Isinkaye, Michael Olusoji Olusanya, and Ayobami Andronicus Akinyelu. A multi-class hybrid variational autoencoder and vision transformer model for enhanced plant disease identification. *Intelligent Systems with Applications*, 26:200490, 2025.
- [47] Yuling Jiang, Shujun Liu, and Huajun Wang. Diffusion-based remote sensing image fusion for classification. *Applied Intelligence*, 55(4):247, 2025.
- [48] Andreas Kamilaris and Francesc X Prenafeta-Boldú. A review of the use of convolutional neural networks in agriculture. *The Journal of Agricultural Science*, 156(3):312–322, 2018.
- [49] Tero Karras, Miika Aittala, Samuli Laine, Erik Härkönen, Janne Hellsten, Jaakko Lehtinen, and Timo Aila. Alias-free generative adversarial networks. *Advances in neural information processing systems*, 34:852–863, 2021.
- [50] Tero Karras, Samuli Laine, and Timo Aila. A style-based generator architecture for generative adversarial networks. In *Proceedings of the IEEE/CVF conference on computer vision and pattern recognition*, pages 4401–4410, 2019.
- [51] R Karthik, R Menaka, S Omprakash, P Bala Murugan, M Meenakshi, Sindhia Lingaswamy, and Daehan Won. Grapeleafnet: A dual-track feature fusion network with inception-resnet and shuffle-transformer for accurate grape leaf disease identification. *IEEE Access*, 12:19612–19624, 2024.
- [52] Amirhossein Kazerouni, Ehsan Khodapanah Aghdam, Moein Heidari, Reza Azad, Mohsen Fayyaz, Ilker Hachililoglu, and Dorit Merhof. Diffusion models in medical imaging: A comprehensive survey. *Medical image analysis*, 88:102846, 2023.
- [53] Diederik P Kingma, Max Welling, et al. An introduction to variational autoencoders. *Foundations and Trends® in Machine Learning*, 12(4):307–392, 2019.
- [54] Jianlei Kong, Chenghao Hua, Xuebo Jin, Nan Guo, and Li Peng. An effective object detector via diffused graphic large selective kernel with one-to-few labelling strategy for small-scaled crop diseases detection. *Crop Protection*, 182:106705, 2024.
- [55] Zhifeng Kong, Wei Ping, Jiaji Huang, Kexin Zhao, and Bryan Catanzaro. Diffwave: A versatile diffusion model for audio synthesis. *arXiv preprint arXiv:2009.09761*, 2020.
- [56] Yann LeCun, Sumit Chopra, Raia Hadsell, M Ranzato, Fugie Huang, et al. A tutorial on energy-based learning. *Predicting structured data*, 1(0), 2006.
- [57] Younhoon Lee. Enhancing plant health classification via diffusion model-based data augmentation. *Multimedia Systems*, 31(2):143, 2025.
- [58] Haipeng Li, Hai Jiang, Ao Luo, Ping Tan, Haoqiang Fan, Bing Zeng, and Shuaicheng Liu. Dmhomom: Learning homography with diffusion models. *ACM Transactions on Graphics*, 43(3):1–16, 2024.
- [59] Xuechen Li, Xiuhua Li, Shimin Zhang, Guiying Zhang, Muqing Zhang, and Heyang Shang. Slvit: Shuffle-convolution-based lightweight vision transformer for effective diagnosis of sugarcane leaf diseases. *Journal of King Saud University-Computer and Information Sciences*, 35(6):101401, 2023.
- [60] Yixiang Li and Biao Leng. Adaptive contribution modulation for multi-modal manipulation media detection and grounding. In *ICASSP 2025-2025 IEEE International Conference on Acoustics, Speech and Signal Processing (ICASSP)*, pages 1–5. IEEE, 2025.
- [61] Yuchen Li, Jianwen Guo, Honghua Qiu, Fengyi Chen, and Junqi Zhang. Denoising diffusion probabilistic models and transfer learning for citrus disease diagnosis. *Frontiers in plant science*, 14:1267810, 2023.
- [62] Tsung-Yi Lin, Priya Goyal, Ross Girshick, Kaiming He, and Piotr Dollár. Focal loss for dense object detection. In *Proceedings of the IEEE international conference on computer vision*, pages 2980–2988, 2017.
- [63] Fenghua Ling, Zeyu Lu, Jing-Jia Luo, Lei Bai, Swadhin K Behera, Dachao Jin, Baoxiang Pan, Huidong Jiang, and Toshio Yamagata. Diffusion model-based probabilistic downscaling for 180-year east asian climate reconstruction. *npj Climate and Atmospheric Science*, 7(1):131, 2024.
- [64] Xudong Ling, Chaorong Li, Fengqing Qin, Peng Yang, and Yuanyuan Huang. Srndiff: Short-term rainfall nowcasting with condition diffusion model. *arXiv preprint arXiv:2402.13737*, 2024.
- [65] Dong Liu, Zhiyong Wang, and Linlin Guo. A plug-and-play diffusion-styled conversion model for domain discrepancies in medical image segmentation. In *ICASSP 2025-2025 IEEE International Conference on Acoustics, Speech and Signal Processing (ICASSP)*, pages 1–5. IEEE, 2025.
- [66] Zhi-Song Liu, Wan-Chi Siu, and Yui-Lam Chan. Photo-realistic image super-resolution via variational autoencoders. *IEEE Transactions on Circuits and Systems for video Technology*, 31(4):1351–1365, 2020.
- [67] Zhi-Song Liu, Wan-Chi Siu, and Li-Wen Wang. Variational autoencoder for reference based image super-resolution. In *Proceedings of the IEEE/CVF conference on computer vision and pattern recognition*, pages 516–525, 2021.

- [68] Cheng Lu, Yuhao Zhou, Fan Bao, Jianfei Chen, Chongxuan Li, and Jun Zhu. Dpm-solver++: Fast solver for guided sampling of diffusion probabilistic models. *Machine Intelligence Research*, pages 1–22, 2025.
- [69] Xiangyu Lu, Jianlin Zhang, Rui Yang, Qina Yang, Mengyuan Chen, Hongxing Xu, Pinjun Wan, Jiawen Guo, and Fei Liu. Effective variance attention-enhanced diffusion model for crop field aerial image super resolution. *ISPRS Journal of Photogrammetry and Remote Sensing*, 218:50–68, 2024.
- [70] Calvin Luo. Understanding diffusion models: A unified perspective. *arXiv preprint arXiv:2208.11970*, 2022.
- [71] Chenlin Meng, Robin Rombach, Ruiqi Gao, Diederik Kingma, Stefano Ermon, Jonathan Ho, and Tim Salimans. On distillation of guided diffusion models. In *Proceedings of the IEEE/CVF conference on computer vision and pattern recognition*, pages 14297–14306, 2023.
- [72] Hugo Moreno, Adrià Gómez, Sergio Altares-López, Angela Ribeiro, and Dionisio Andújar. Analysis of stable diffusion-derived fake weeds performance for training convolutional neural networks. *Computers and Electronics in Agriculture*, 214:108324, 2023.
- [73] Abdullah Muhammad, Zafar Salman, Kiseong Lee, and Dongil Han. Harnessing the power of diffusion models for plant disease image augmentation. *Frontiers in Plant Science*, 14:1280496, 2023.
- [74] Jiquan Ngiam, Zhenghao Chen, Pang W Koh, and Andrew Y Ng. Learning deep energy models. In *Proceedings of the 28th international conference on machine learning (ICML-11)*, pages 1105–1112, 2011.
- [75] Alex Nichol, Prafulla Dhariwal, Aditya Ramesh, Pranav Shyam, Pamela Mishkin, Bob McGrew, Ilya Sutskever, and Mark Chen. Glide: Towards photorealistic image generation and editing with text-guided diffusion models. *arXiv preprint arXiv:2112.10741*, 2021.
- [76] Kai Packhäuser, Lukas Folle, Florian Thamm, and Andreas Maier. Generation of anonymous chest radiographs using latent diffusion models for training thoracic abnormality classification systems. In *2023 IEEE 20th International Symposium on Biomedical Imaging (ISBI)*, pages 1–5. IEEE, 2023.
- [77] Kushagra Pandey, Avideep Mukherjee, Piyush Rai, and Abhishek Kumar. Vae meet diffusion models: Efficient and high-fidelity generation. In *NeurIPS 2021 Workshop on Deep Generative Models and Downstream Applications*, volume 14, 2021.
- [78] Denghao Pang, Hong Wang, Jian Ma, and Dong Liang. Dctn: a dense parallel network combining cnn and transformer for identifying plant disease in field. *Soft Computing*, 27(21):15549–15561, 2023.
- [79] Li Pang, Xiangyu Rui, Long Cui, Hongzhong Wang, Deyu Meng, and Xiangyong Cao. Hir-diff: Unsupervised hyperspectral image restoration via improved diffusion models. In *Proceedings of the IEEE/CVF Conference on Computer Vision and Pattern Recognition*, pages 3005–3014, 2024.
- [80] Mateusz Poleski, Jacek Tabor, and Przemysław Spurek. Geoguide: Geometric guidance of diffusion models. In *2025 IEEE/CVF Winter Conference on Applications of Computer Vision (WACV)*, pages 297–305. IEEE, 2025.
- [81] Hengnian Qi, Zihong Huang, Baichuan Jin, Qizhe Tang, Liangquan Jia, Guangwu Zhao, Dongdong Cao, Zeyu Sun, and Chu Zhang. Sam-gan: An improved dcgan for rice seed viability determination using near-infrared hyperspectral imaging. *Computers and Electronics in Agriculture*, 216:108473, 2024.
- [82] Alec Radford, Luke Metz, and Soumith Chintala. Unsupervised representation learning with deep convolutional generative adversarial networks. *arXiv preprint arXiv:1511.06434*, 2015.
- [83] Aimon Rahman, Jeya Maria Jose Valanarasu, Ilker Hacihaliloglu, and Vishal M Patel. Ambiguous medical image segmentation using diffusion models. In *Proceedings of the IEEE/CVF conference on computer vision and pattern recognition*, pages 11536–11546, 2023.
- [84] Christoph Reinders, Radu Berdan, Beril Besbinar, Junji Otsuka, and Daisuke Iso. Raw-diffusion: Rgb-guided diffusion models for high-fidelity raw image generation. In *2025 IEEE/CVF Winter Conference on Applications of Computer Vision (WACV)*, pages 8431–8443. IEEE, 2025.
- [85] Robin Rombach, Andreas Blattmann, Dominik Lorenz, Patrick Esser, and Björn Ommer. High-resolution image synthesis with latent diffusion models. In *Proceedings of the IEEE/CVF conference on computer vision and pattern recognition*, pages 10684–10695, 2022.
- [86] Olaf Ronneberger, Philipp Fischer, and Thomas Brox. U-net: Convolutional networks for biomedical image segmentation. In *International Conference on Medical image computing and computer-assisted intervention*, pages 234–241. Springer, 2015.
- [87] Tim Salimans, Ian Goodfellow, Wojciech Zaremba, Vicki Cheung, Alec Radford, and Xi Chen. Improved techniques for training gans. *Advances in neural information processing systems*, 29, 2016.
- [88] Tim Salimans, Andrej Karpathy, Xi Chen, and Diederik P Kingma. Pixelcnn++: Improving the pixelcnn with discretized logistic mixture likelihood and other modifications. *arXiv preprint arXiv:1701.05517*, 2017.
- [89] Hasan Ahmed Salman and Ali Kalakech. Image enhancement using convolution neural networks. *Babylonian Journal of Machine Learning*, 2024:30–47, 2024.
- [90] Abhishek Sebastian, A Annis Fathima, R Pragna, S MadhanKumar, G Yaswanth Kannan, and Vinay Murali. Vital: An advanced framework for automated plant disease identification in leaf images using vision transformers and linear projection for feature reduction. In *International Conference on Computing and Machine Learning*, pages 31–45. Springer, 2024.
- [91] Vivek Sharma, Ashish Kumar Tripathi, Himanshu Mittal, and Lewis Nkenyereye. Soyatrans: A novel transformer model for fine-grained visual classification of soybean leaf disease diagnosis. *Expert Systems with Applications*, 260:125385, 2025.
- [92] Yujun Shen, Jinjin Gu, Xiaou Tang, and Bolei Zhou. Interpreting the latent space of gans for semantic face editing. In *Proceedings of the IEEE/CVF conference on computer vision and pattern recognition*, pages 9243–9252, 2020.
- [93] Haonan Shi, Long Tian, Jie Tao, Yufei Li, Liming Wang, and Xiyang Liu. A spatial-temporal deep probabilistic diffusion model for reliable hail nowcasting with radar echo extrapolation. In *Companion Proceedings of the ACM on Web Conference 2025*, pages 2367–2376, 2025.
- [94] Yaqing Shi, Abudukelimu Abulizi, Hao Wang, Ke Feng, Nihemaiti Abudukelimu, Youli Su, and Halidanmu Abudukelimu. Diffusion models for medical image computing: A survey. *Tsinghua Science and Technology*, 30(1):357–383, 2024.
- [95] Leandro Henrique Furtado Pinto Silva, Joao Fernando Mari, Mauricio C Escarpinati, and André R Backes. Evaluating combinations of optimizers and loss functions for cloud removal using diffusion models. *Proceedings Copyright*, 648:656.
- [96] Jascha Sohl-Dickstein, Eric Weiss, Niru Maheswaranathan, and Surya Ganguli. Deep unsupervised learning using nonequilibrium thermodynamics. In *International conference on machine learning*, pages 2256–2265. pmlr, 2015.

- [97] Jiaming Song, Chenlin Meng, and Stefano Ermon. Denoising diffusion implicit models. *arXiv preprint arXiv:2010.02502*, 2020.
- [98] Jiaming Song, Chenlin Meng, and Stefano Ermon. Denoising diffusion implicit models. *arXiv preprint arXiv:2010.02502*, 2020.
- [99] Yang Song and Stefano Ermon. Generative modeling by estimating gradients of the data distribution. *Advances in neural information processing systems*, 32, 2019.
- [100] Yang Song and Stefano Ermon. Improved techniques for training score-based generative models. *Advances in neural information processing systems*, 33:12438–12448, 2020.
- [101] Yang Song, Sahaj Garg, Jiabin Shi, and Stefano Ermon. Sliced score matching: A scalable approach to density and score estimation. In *Uncertainty in artificial intelligence*, pages 574–584. PMLR, 2020.
- [102] Yang Song, Jascha Sohl-Dickstein, Diederik P Kingma, Abhishek Kumar, Stefano Ermon, and Ben Poole. Score-based generative modeling through stochastic differential equations. *arXiv preprint arXiv:2011.13456*, 2020.
- [103] Kevin Swersky, Marc'Aurelio Ranzato, David Buchman, Nando D Freitas, and Benjamin M Marlin. On autoencoders and score matching for energy based models. In *Proceedings of the 28th international conference on machine learning (ICML-11)*, pages 1201–1208, 2011.
- [104] Mingxing Tan, Ruoming Pang, and Quoc V Le. Efficientdet: Scalable and efficient object detection. In *Proceedings of the IEEE/CVF conference on computer vision and pattern recognition*, pages 10781–10790, 2020.
- [105] Datao Tang, Xiangyong Cao, Xingsong Hou, Zhongyuan Jiang, Junmin Liu, and Deyu Meng. Crs-diff: Controllable remote sensing image generation with diffusion model. *IEEE Transactions on Geoscience and Remote Sensing*, 2024.
- [106] Yusuke Tashiro, Jiaming Song, Yang Song, and Stefano Ermon. Csd: Conditional score-based diffusion models for probabilistic time series imputation. *Advances in neural information processing systems*, 34:24804–24816, 2021.
- [107] Sergej Teslenok, Pavel Dmitriyev, Kirill Teslenok, Natalia Letkina, and Ivan Fomin. Spatial analysis of innovations diffusion in the agricultural sector. In *IV International Scientific and Practical Conference 'Anthropogenic Transformation of Geospace: Nature, Economy, Society' (ATG 2019)*, pages 281–285. Atlantis Press, 2020.
- [108] Huy-Tan Thai, Kim-Hung Le, and Ngan Luu-Thuy Nguyen. Formerleaf: An efficient vision transformer for cassava leaf disease detection. *Computers and Electronics in Agriculture*, 204:107518, 2023.
- [109] Ching-Ting Tu and Yi-Fu Chen. Facial image inpainting with variational autoencoder. In *2019 2nd international conference of intelligent robotic and control engineering (IRCE)*, pages 119–122. IEEE Computer Society, 2019.
- [110] Arash Vahdat and Jan Kautz. Nvae: A deep hierarchical variational autoencoder. *Advances in neural information processing systems*, 33:19667–19679, 2020.
- [111] Arash Vahdat, Karsten Kreis, and Jan Kautz. Score-based generative modeling in latent space. *Advances in neural information processing systems*, 34:11287–11302, 2021.
- [112] Roberto Valle, José M Buenaposada, and Luis Baumela. Reducing head pose estimation data set bias with synthetic data. *IEEE Access*, 2025.
- [113] Pascal Vincent. A connection between score matching and denoising autoencoders. *Neural computation*, 23(7):1661–1674, 2011.
- [114] Ao Wang, Hui Chen, Lihao Liu, Kai Chen, Zijia Lin, Jungong Han, et al. Yolov10: Real-time end-to-end object detection. *Advances in Neural Information Processing Systems*, 37:107984–108011, 2024.
- [115] Chien-Yao Wang, I-Hau Yeh, and Hong-Yuan Mark Liao. Yolov9: Learning what you want to learn using programmable gradient information. In *European conference on computer vision*, pages 1–21. Springer, 2024.
- [116] Fenmei Wang, Rujing Wang, Ziliang Huang, Shifeng Dong, Xiuzhen Wang, Qiong Zhou, Shijian Zheng, and Liu Liu. Eact-det: An efficient adjusting criss-cross windows transformer embedding pyramid networks for similar disease detection. *Multimedia Tools and Applications*, 83(18):55683–55707, 2024.
- [117] Hanxiang Wang, Tri-Hai Nguyen, Tan N Nguyen, and Minh Dang. Pd-tr: End-to-end plant diseases detection using a transformer. *Computers and Electronics in Agriculture*, 224:109123, 2024.
- [118] Ruoxi Wang, Xiaofan Zhang, Qiliang Yang, Lian Lei, Jiaping Liang, and Ling Yang. Enhancing panax notoginseng leaf disease classification with inception-ssnet and image generation via improved diffusion model. *Agronomy*, 14(9):1982, 2024.
- [119] Xiaodong Wang, Rujing Wang, Shilian Wu, Xiao Ma, Jianming Du, and Junjie Gao. A stable diffusion based image generation method for few-shot emerging pest detection in the wild. In *2024 IEEE International Conference on Industrial Technology (ICIT)*, pages 1–6. IEEE, 2024.
- [120] Xintao Wang, Liangbin Xie, Chao Dong, and Ying Shan. Real-esrgan: Training real-world blind super-resolution with pure synthetic data. In *Proceedings of the IEEE/CVF international conference on computer vision*, pages 1905–1914, 2021.
- [121] Yalin Wang, Zexiong Zhou, Xujie Tan, Yuqing Pan, Junqi Yuan, Zhifeng Qiu, and Chenliang Liu. Unveiling the potential of progressive training diffusion model for defect image generation and recognition in industrial processes. *Neurocomputing*, 592:127837, 2024.
- [122] Zhiwei Wang, Hongyu Ma, Chengyu Wu, and Longhua Ma. Agricultural pest image generation for real-time detection with semantic diffusion and knowledge distillation. *Signal, Image and Video Processing*, 19(7):523, 2025.
- [123] Julia Wolleb, Florentin Bieder, Robin Sandkühler, and Philippe C Cattin. Diffusion models for medical anomaly detection. In *International Conference on Medical image computing and computer-assisted intervention*, pages 35–45. Springer, 2022.
- [124] Julia Wolleb, Robin Sandkühler, Florentin Bieder, Philippe Valmaggia, and Philippe C Cattin. Diffusion models for implicit image segmentation ensembles. In *International conference on medical imaging with deep learning*, pages 1336–1348. PMLR, 2022.
- [125] Shuai Xiang, Pieter M Blok, James Burrbridge, Haozhou Wang, and Wei Guo. Doda: Adapting object detectors to dynamic agricultural environments in real-time with diffusion. *arXiv preprint arXiv:2403.18334*, 2024.
- [126] Jiajun Xu, Yuzhen Lu, and Boyang Deng. Openweedgui: an open-source graphical tool for weed imaging and yolo-based weed detection. *Electronics*, 13(9):1699, 2024.
- [127] Kai Yi, Yi Guo, Yanan Fan, Jan Hamann, and Yu Guang Wang. Cosmo vae: Variational autoencoder for cmb image inpainting. In *2020 International Joint Conference on Neural Networks (IJCNN)*, pages 1–7. IEEE, 2020.

- [128] Jiaxin Yin, Weixia Li, Junhong Shen, Chaoyu Zhou, Siqi Li, Jingchao Suo, Jujing Yang, Ruiqi Jia, and Chunli Lv. A diffusion-based detection model for accurate soybean disease identification in smart agricultural environments. *Plants*, 14(5):675, 2025.
- [129] Zhenyu Yu, Mohd Yamani Inda Idris, and Pei Wang. A diffusion-based framework for terrain-aware remote sensing image reconstruction. *arXiv preprint arXiv:2504.12112*, 2025.
- [130] Haijin Zeng, Jiezhong Cao, Kai Zhang, Yongyong Chen, Hiep Luong, and Wilfried Philips. Unmixing diffusion for self-supervised hyperspectral image denoising. In *Proceedings of the IEEE/CVF Conference on Computer Vision and Pattern Recognition*, pages 27820–27830, 2024.
- [131] Qingtian Zeng, Liangwei Niu, Shansong Wang, and Weijian Ni. Sevit: a large-scale and fine-grained plant disease classification model based on transformer and attention convolution. *Multimedia Systems*, 29(3):1001–1010, 2023.
- [132] Hao Zhang, Qingchuan Zhang, Wenjing Yan, and Jingyi Gu. A generative data augmentation enhanced plant disease classification combined diffusion model. In *2024 4th International Conference on Electronic Information Engineering and Computer Communication (EIECC)*, pages 874–878. IEEE, 2024.
- [133] Lei Zhang, Changchun Li, Xifang Wu, Hengmao Xiang, Yinghua Jiao, and Huabin Chai. Bo-cnn-bilstm deep learning model integrating multisource remote sensing data for improving winter wheat yield estimation. *Frontiers in Plant Science*, 15:1500499, 2024.
- [134] Lexin Zhang, Yang Zhao, Chengcheng Zhou, Jiahe Zhang, Yuhao Yan, Tailai Chen, and Chunli Lv. Judiformer: Multimodal fusion model with transformer and diffusion for jujube disease detection. *Computers and Electronics in Agriculture*, 232:110008, 2025.
- [135] Lvmin Zhang, Anyi Rao, and Maneesh Agrawala. Adding conditional control to text-to-image diffusion models. In *Proceedings of the IEEE/CVF international conference on computer vision*, pages 3836–3847, 2023.
- [136] Pei Zhang, Dong Wang, Chanyue Wu, Jing Yang, Lei Kang, Zongwen Bai, Ying Li, and Qiang Shen. Hyperdiff: Masked diffusion model with high-efficient transformer for hyperspectral image cross-scene classification. In *ICASSP 2025-2025 IEEE International Conference on Acoustics, Speech and Signal Processing (ICASSP)*, pages 1–5. IEEE, 2025.
- [137] Pei Zhang, Dong Wang, Chanyue Wu, Jing Yang, Lei Kang, Zongwen Bai, Ying Li, and Qiang Shen. Hyperdiff: Masked diffusion model with high-efficient transformer for hyperspectral image cross-scene classification. In *ICASSP 2025-2025 IEEE International Conference on Acoustics, Speech and Signal Processing (ICASSP)*, pages 1–5. IEEE, 2025.
- [138] Qinsheng Zhang and Yongxin Chen. Diffusion normalizing flow. *Advances in neural information processing systems*, 34:16280–16291, 2021.
- [139] Shuohua Zhang, Lei Liu, Guorun Li, Yuefeng Du, Xiuheng Wu, Zhenghe Song, and Xiaoyu Li. Diffusion model-based image generative method for quality monitoring of direct grain harvesting. *Computers and Electronics in Agriculture*, 233:110130, 2025.
- [140] Yan Zhang and Chunli Lv. Tinysegformer: A lightweight visual segmentation model for real-time agricultural pest detection. *Computers and Electronics in Agriculture*, 218:108740, 2024.
- [141] Yan Zhang, Shiyun Wa, Longxiang Zhang, and Chunli Lv. Automatic plant disease detection based on tranvolution detection network with gan modules using leaf images. *Frontiers in Plant Science*, 13:875693, 2022.
- [142] Kun Zhao, Minh Nguyen, and Weiqi Yan. Evaluating accuracy and efficiency of fruit image generation using generative ai diffusion models for agricultural robotics. In *2024 39th International Conference on Image and Vision Computing New Zealand (IVCNZ)*, pages 1–6. IEEE, 2024.
- [143] Chuhan Zhou, Xinjin Ge, Yihe Chang, Mingfei Wang, Zhongtian Shi, Mengxue Ji, Tianxing Wu, and Chunli Lv. A multimodal parallel transformer framework for apple disease detection and severity classification with lightweight optimization. *Agronomy*, 15(5):1246, 2025.
- [144] Huachen Zhou, Weixia Li, Pei Li, Yifei Xu, Lin Zhang, Xingyu Zhou, Zihan Zhao, Enqi Li, and Chunli Lv. A novel few-shot learning framework based on diffusion models for high-accuracy sunflower disease detection and classification. *Plants*, 14(3):339, 2025.
- [145] Mingle Zhou, Rui Xing, Delong Han, Zhiyong Qi, and Gang Li. Pdt: Uav target detection dataset for pests and diseases tree. In *European Conference on Computer Vision*, pages 56–72. Springer, 2024.