

Simulating the interplay of dipolar and quadrupolar interactions in NMR by spin dynamic mean-field theory

Timo Gräßer^{1,*}, Götz S. Uhrig¹,

¹ Condensed Matter Theory, TU Dortmund University, Otto-Hahn Straße 4, 44221
Dortmund, Germany

* timo.graesser@tu-dortmund.de

October 28, 2025

Abstract

The simulation of nuclear magnetic resonance (NMR) experiments is a notoriously difficult task, if many spins participate in the dynamics. The recently established dynamic mean-field theory for high-temperature spin systems (spinDMFT) represents an efficient yet accurate method to deal with this scenario. SpinDMFT reduces a complex lattice system to a time-dependent single-site problem, which can be solved numerically with small computational effort. Since the approach retains local quantum degrees of freedom, a quadrupolar term can be exactly incorporated. This allows us to study the interplay of dipolar and quadrupolar interactions for any parameter range, i.e., without the need for a perturbative treatment. We highlight the relevance of local quantum effects by a comparison with the classical analogue system.

Contents

1	Introduction	1
2	Basic model	3
3	Spin dynamic mean-field theory	3
3.1	Single-site model and closed self consistency	3
3.2	Results in the time domain	4
3.3	Results in the frequency domain	7
4	Comparison to classical dynamics	10
5	Conclusion	12
	References	14

1 Introduction

Atomic nuclei with a spin $S > 1/2$ experience an electric quadrupolar interaction in an anisotropic electronic environment. This is relevant in the broad field of nuclear magnetic

resonance (NMR) [1], but also in the spin dynamics in charged quantum dots [2–7]. Discovered in the 1930s, NMR has continuously evolved into a widely used technique in material physics, chemistry, biology and medicine. The principle of NMR is to resonantly address the nuclear spins of a sample in order to gain information about the sample’s composition and molecular structure. This is based on the fact that nuclear spins interact with their chemical environment through the associated magnetic moments. Important contributions to the nuclear spin dynamics include the chemical shift, the J-coupling, the dipole-dipole interaction and the aforementioned quadrupolar interaction [8]. The latter two are the focus of this article. The dipolar interaction couples nearby nuclear spins to one another proportional to $1/r^3$, where r is the relative distance. This entails a many-body problem. The quadrupolar interaction, on the other hand, is completely local. It results from a coupling between the electric quadrupole moment of a deformed atomic nucleus with an electric field gradient generated by the surrounding electron cloud [1].

In general, the simulation of a large spin system represents a notoriously difficult task. As the Hilbert space grows exponentially with the system size, exact simulations [9] are only feasible for a few tens of spins and therefore suffer from finite-size effects. In many systems, dipolar interactions are well captured by classical simulations [10,11]. In this case, the computational effort grows only polynomially with the system size so that, in practice, finite-size effects can be essentially removed. Despite this clear advantage, it is not *a priori* clear how well the classical approximation works in a specific geometry. The accuracy is expected to be reduced in low-dimensional systems or systems with well-separated, small groups of spins, where quantum effects tend to be more relevant. Hybrid quantum-classical approaches can assist to some degree [12], but as they do not make use of translational invariance, they can become quite demanding. Besides this, it is not clear, how well an additional quadrupolar interaction can be treated in classical or hybrid simulations. The key question is how important the local quantum nature of the spins is.

In many scenarios, the quadrupolar interaction strongly dominates the dipolar one [8], so that the effect of the latter can essentially be neglected. But there exist also systems, where the interplay of the quadrupolar and dipolar interaction is relevant. A prominent example is ^7Li [13,14] where homonuclear dipolar interactions have been observed to significantly affect stimulated-echo spectra [15,16]. Often, a perturbative treatment of the dipolar interaction [17,18] or an exact simulation of a few adjacent spins [16,19] suffices to capture the main physics. However, it is not clear how reliable such treatments are if the quadrupolar and dipolar interaction are of the same order.

In this article, we introduce spin dynamic mean-field theory, short spinDMFT, as an alternative approach for simulating the interplay of dipolar and quadrupolar interactions. SpinDMFT is developed for dense spin systems at infinite temperature [20]. “Dense” in this context means that the approach is accurate in the limit where each spin has an infinite number of interaction partners. “Infinite temperature” corresponds to the thermal energy being much larger than any internal energy scale of the considered system. Then, the initial statistical operator corresponds to completely disordered spins. On the one hand, this is a strong constraint, but on the other hand it makes spinDMFT perfectly tailored to the field of NMR because nuclear spins are disordered in most experiments due to the smallness of their gyromagnetic ratios. A strong advantage of spinDMFT is that it requires only small computational effort, which allows for systematic extensions such as cluster spinDMFT [21] and non-local spinDMFT [22]. Moreover, the method is highly versatile because it works with an effective single-site Hamiltonian. This easily allows for the inclusion of local spin terms such as local magnetic fields, static or time dependent, as well as quadrupolar interactions.

The article is set up as follows. First, we formulate a basic model for a spin system

containing a dipolar and quadrupolar interaction in Sec. 2. Subsequently, in Sec. 3.1, we apply spinDMFT to this model obtaining a single-site model that can be solved numerically. The results are presented and discussed in Secs. 3.2 and 3.3. In Sec. 4, we draw a comparison to the classical analogue system. Finally, the article is concluded in Sec. 5.

2 Basic model

We consider a high-temperature nuclear spin ensemble of homogeneous, spatially-fixed spins with $S > 1/2$. The ensemble shall be subject to a strong magnetic field as usual in NMR experiments. The spins interact with one another via the secular homonuclear Hamiltonian [8]

$$\mathbf{H}_{\text{DD}} = \frac{1}{2} \sum_{i,j} d_{ij} \left(2\mathbf{S}_i^z \mathbf{S}_j^z - \mathbf{S}_i^x \mathbf{S}_j^x - \mathbf{S}_i^y \mathbf{S}_j^y \right). \quad (1)$$

with

$$d_{ij} := d_{\vec{r}_{ij}}(\vec{n}_B) = \frac{1 - 3(\vec{n}_{ij} \cdot \vec{n}_B)^2}{2} \frac{\mu_0 \gamma_i \gamma_j \hbar^2}{4\pi |\vec{r}_{ij}|^3}, \quad \vec{n}_{ij} := \frac{\vec{r}_{ij}}{|\vec{r}_{ij}|}, \quad \vec{n}_B := \frac{\vec{B}}{|\vec{B}|}, \quad (2)$$

where $\vec{r}_{ij} = \vec{r}_j - \vec{r}_i$ is the distance vector between spins i and j and \vec{B} is the magnetic field. Any self-interactions are ruled out, i.e., we set $d_{ii} := 0$. In Eq. (1) and henceforth, we label operators by boldface symbols. Each nucleus locally interacts with an electric field gradient (EFG), which is captured by the secular quadrupolar interaction term [8]

$$\mathbf{H}_Q = \Omega \sum_i \left(3\mathbf{S}_i^{z^2} - \vec{\mathbf{S}}_i^2 \right) \quad (3)$$

with

$$\Omega := \frac{3eQ}{4S(2S-1)} V^{zz}(\vec{n}_B), \quad (4)$$

where Q is the electric quadrupole moment of the nucleus and V^{zz} is the zz -component of the EFG tensor. The square of the spin vector operator is a constant and thus corresponds to a constant energy shift, which is irrelevant for the spin dynamics and will be omitted henceforth. The Hamiltonian

$$\mathbf{H} = \mathbf{H}_{\text{DD}} + \mathbf{H}_Q \quad (5)$$

describes a complex many-body quantum system, which cannot be exactly solved for large numbers of spins. An approximation has to be made.

3 Spin dynamic mean-field theory

3.1 Single-site model and closed self consistency

Spin dynamic mean-field theory is an elegant and efficient way to describe this many-body system approximately [20]. The approximation is reliable if each spin has a large number

of interaction partners. This implies that the fields describing the local spin environments (henceforth called local-environment fields) defined by

$$\vec{V}_i(t) := \sum_j d_{ij} \underline{\underline{D}} \vec{S}_j, \quad \underline{\underline{D}} = \begin{pmatrix} -1 & 0 & 0 \\ 0 & -1 & 0 \\ 0 & 0 & 2 \end{pmatrix}, \quad (6)$$

consist of many contributions. A measure for the number of contributions is the effective coordination number [20]

$$z_{\text{eff}} := \frac{\left(\sum_j d_{ij}^2\right)^2}{\sum_j d_{ij}^4}, \quad (7)$$

which is independent of i as the system is homogeneous. If z_{eff} is large ($\gtrsim 5$), it is well-justified to replace each local-environment field by a dynamic Gaussian mean-field $\vec{V}(t)$. This results in a local mean-field Hamiltonian

$$\mathbf{H}^{\text{mf}}(t) = \vec{V}(t) \cdot \vec{S} + 3\Omega S^z. \quad (8)$$

The mean-field is zero on average and its second moments result from the self-consistency condition [20]

$$\overline{V^\alpha(t) V^\beta(0)}^{\text{mf}} = J_Q^2 \delta^{\alpha\beta} D^{\alpha\alpha 2} \langle \mathbf{S}^\alpha(t) \mathbf{S}^\alpha(0) \rangle, \quad (9)$$

where $D^{\alpha\alpha}$ are diagonal matrix elements of $\underline{\underline{D}}$ and we defined the quadratic coupling constant

$$J_Q^2 := \sum_j d_{ij}^2. \quad (10)$$

The formal equation to compute the spin autocorrelations is given by

$$\langle \mathbf{S}^\alpha(t) \mathbf{S}^\alpha(0) \rangle = \int D\mathcal{V} p(\mathcal{V}) \langle \mathbf{S}^\alpha(t) \mathbf{S}^\alpha(0) \rangle^{\text{loc}}(\mathcal{V}). \quad (11)$$

Here, \mathcal{V} is a mean-field time series and $p(\mathcal{V})$ its multivariate Gaussian probability distribution. The expectation value $\langle \mathbf{S}^\alpha(t) \mathbf{S}^\alpha(0) \rangle^{\text{loc}}(\mathcal{V})$ is carried out in the Hilbert space of a single spin considering the time evolution generated by the Hamiltonian in Eq. (8) for a specific \mathcal{V} . Since the system is at infinite temperature, the density matrix is proportional to the identity in all considered expectation values.

The defined self-consistency problem is solved by numerical iteration. Starting from an initial guess for the spin autocorrelations, one computes the second mean-field moments via Eq. (9) and uses them to update the spin autocorrelations by means of Eq. (11). This process is repeated until the spin autocorrelations are converged, which requires only about 5 iteration steps. In practice, the path integral in Eq. (11) is evaluated by discretizing the time and applying a Monte-Carlo simulation. For more details on the derivation and numerical implementation of the approach, we refer to the original article in Ref. [20].

3.2 Results in the time domain

Figure 1 displays the converged results of the normalized autocorrelations

$$G^{\alpha\alpha}(t) := \frac{3}{S(S+1)} g^{\alpha\alpha}(t), \quad (12)$$

with

$$g^{\alpha\alpha}(t) := \langle \mathbf{S}^\alpha(t) \mathbf{S}^\alpha(0) \rangle \quad (13)$$

for different spin lengths S and quadrupolar interaction strengths in the time domain. The top panels each show the transverse autocorrelation $G^{xx} = G^{yy}$ and the bottom panels the longitudinal autocorrelation G^{zz} . Any off-diagonal autocorrelations vanish due to rotational symmetry about the z -axis. The time is given in units of $1/\tilde{J}_Q$ defining

$$\tilde{J}_Q := \sqrt{\frac{S(S+1)}{3}} J_Q, \quad (14)$$

where J_Q is the quadratic coupling constant defined in Eq. (10) and \hbar is set to one. We choose this specific spin-dependent rescaling for better comparison of the results of different spin lengths. Increasing S means increasing the strength of the mean-field and thus the speed of the decay. This scaling effect is compensated when depicting the time in units of $1/\tilde{J}_Q$.

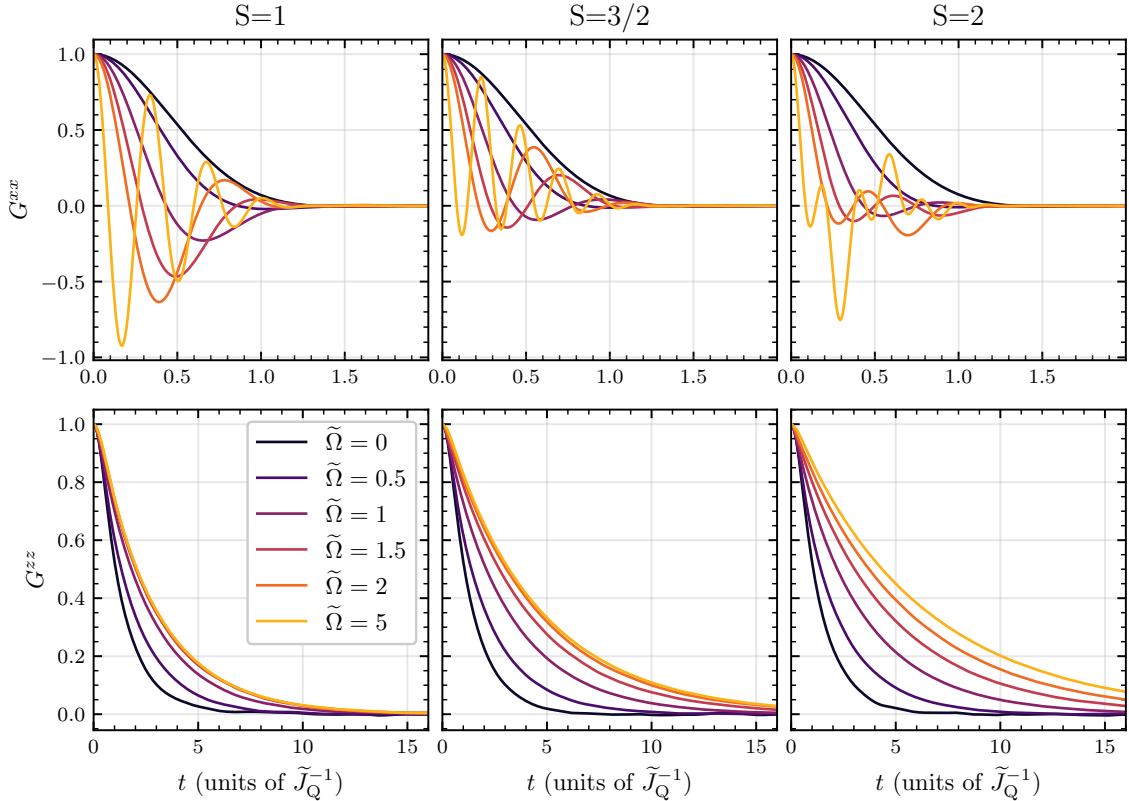


Figure 1: Results for the normalized spin autocorrelation $G^{\alpha\alpha}$ from spinDMFT for different spin lengths and quadrupolar interaction strengths in the time domain. The top row shows the transverse and the bottom row the longitudinal results. The spin length is increased from left to right. Different quadrupolar strengths are indicated by different colors according to the provided legend. Numerical errors are of the order 1 % or smaller of the signal amplitude at $t = 0$.

Yet, the results for different spin lengths are visibly different. The quadrupolar interaction leads to oscillations in the transverse autocorrelations. This behavior is similar to a Larmor precession due to a magnetic field in z -direction. However, it is clearly not the

same as the quadrupolar interaction term is quadratic in \mathbf{S}^z in contrast to the Zeeman term. The oscillation frequencies depend on the quadrupolar interaction strength

$$\tilde{\Omega} := \frac{\Omega}{J_Q}. \quad (15)$$

In the case of $S = 2$, two oscillations with different frequencies are overlapping. This behavior is best understood in the spectra, which will be considered in the next subsection. The longitudinal results do not oscillate, but nevertheless depend on the quadrupolar interaction strength. They show a monotonic decay which slows down upon increasing $\tilde{\Omega}$. This is not surprising as the quadrupolar interaction destabilizes the transverse spin components so that they average out faster. In return, the longitudinal correlation decays slower because its decay is driven by the transversal components. A qualitatively similar behavior was obtained when adding a static Gaussian noise in the z -direction, see Ref. [20].

For large values of $\tilde{\Omega}$, the longitudinal correlations depend only weakly on $\tilde{\Omega}$. We analyze this further by fitting exponentials $\exp(-t/T)$ to the results. The fits work moderately well for small $\tilde{\Omega}$ and exceptionally well for large $\tilde{\Omega}$, see Fig. 2 and Tab. 1.

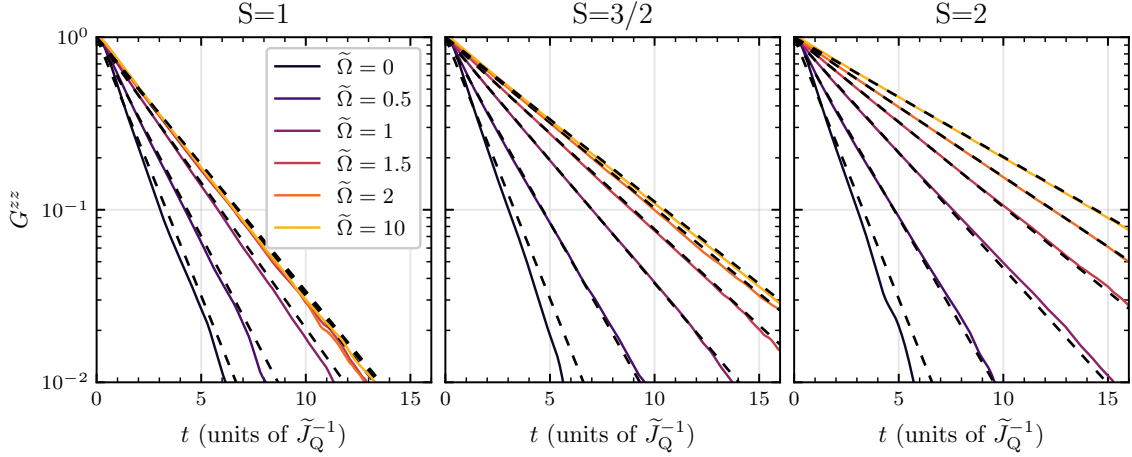


Figure 2: Results of the longitudinal spin autocorrelations in the time domain in logarithmic representation. The dashed lines display exponential fits, which work exceptionally well. Numerical errors are of the order 1 % or smaller of the signal amplitude at $t = 0$. The wiggles of the data, which become visible for small G^{zz} , result from the statistical error of the Monte-Carlo simulation.

The extracted relaxation times reach a spin-length dependent saturation value for $\tilde{\Omega} \rightarrow \infty$ as can be seen in Fig. 3. This is evidence that the system can be described by an effective Hamiltonian in this limit. Specifically for spin $S = 1$, we obtain

$$\mathbf{H}_{\text{eff},ij} = \overline{\mathbf{U}_{Q,ij}^\dagger(t) \mathbf{H}_{ij} \mathbf{U}_{Q,ij}(t)} - \mathbf{H}_{Q,ij} \quad (16a)$$

$$= d_{ij} \left[2\mathbf{S}_i^z \mathbf{S}_j^z - \frac{1}{2} \left(\mathbf{S}_i^x \mathbf{S}_j^x + \mathbf{S}_i^y \mathbf{S}_j^y + \{\mathbf{S}_i^x, \mathbf{S}_i^z\} \{\mathbf{S}_j^x, \mathbf{S}_j^z\} + \{\mathbf{S}_i^y, \mathbf{S}_i^z\} \{\mathbf{S}_j^y, \mathbf{S}_j^z\} \right) \right], \quad (16b)$$

by average Hamiltonian theory [23] similar to the secular approximation [8]. The overline denotes a time average, the curly brackets denote the anticommutator and we defined

$$\mathbf{H}_{Q,ij} := 3\Omega (\mathbf{S}_i^{z2} + \mathbf{S}_j^{z2}), \quad (17a)$$

$$\mathbf{U}_{Q,ij}(t) := e^{i\mathbf{H}_{Q,ij}t}, \quad (17b)$$

$$\mathbf{H}_{ij} := d_{ij} \left(2\mathbf{S}_i^z \mathbf{S}_j^z - \mathbf{S}_i^x \mathbf{S}_j^x - \mathbf{S}_i^y \mathbf{S}_j^y \right) + \mathbf{H}_{Q,ij}. \quad (17c)$$

Table 1: Extracted decay times of the longitudinal autocorrelations G^{zz} in dependence of $\tilde{\Omega}$ for different spin lengths. The corresponding exponential fits are shown in Fig. 2. The provided errors result from the finite time discretization, which is the dominant source of numerical error. For small $\tilde{\Omega}$ the error of the fit procedure is larger than the discretization error.

$\tilde{\Omega}$	$S = 1$ T/\tilde{J}_Q^{-1}	$S = 3/2$ T/\tilde{J}_Q^{-1}	$S = 2$ T/\tilde{J}_Q^{-1}
0	1.45(1)	1.434(1)	1.432(3)
0.5	1.883(6)	2.020(6)	2.073(2)
1	2.57(1)	3.05(1)	3.24(1)
1.5	2.88(1)	3.90(7)	4.42(6)
2	2.92(5)	4.39(7)	5.4(1)
2.5	2.93(4)	4.50(5)	5.89(2)
3	2.94(2)	4.54(5)	6.13(5)
5	2.95(5)	4.6(1)	6.3(2)
10	2.95(5)	4.6(1)	6.3(2)

It is important to note that this effective Hamiltonian results specifically for $S = 1$ and has a different form for different spin lengths. The effective Hamiltonian may be treated directly by spinDMFT, but this is beyond the scope of the present article.

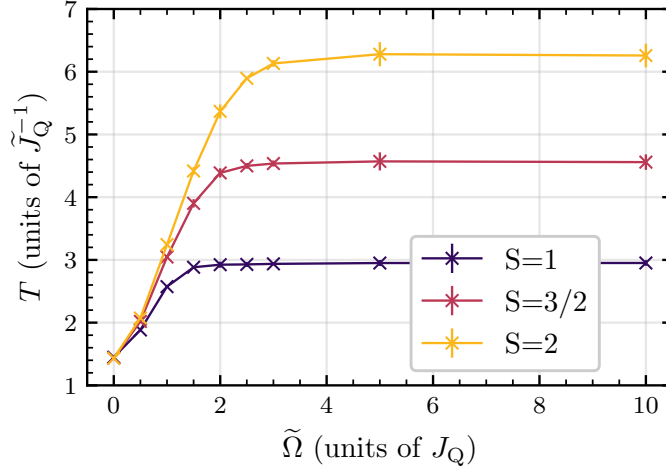


Figure 3: Plot of the extracted decay times of the longitudinal autocorrelations G^{zz} in dependence of $\tilde{\Omega}$ for different spin lengths. The corresponding exponential fits are shown in Fig. 2. The error bars result from the finite time discretization, which is the dominant source of numerical error.

3.3 Results in the frequency domain

The spectra are shown in Fig. 4 for different spin lengths and strengths of the quadrupolar coupling. They are obtained by fast Fourier transform of the symmetrized temporal results. We stress that they are not referring to the free-induction decay (FID), but to the spin autocorrelation. The latter, however, can be considered a first-order approximation of the FID. The FID includes pair correlations in addition. These are not directly accessible in single-site spinDMFT, but may be computed by the extension non-local spinDMFT [22]. This is beyond the scope of the present article.

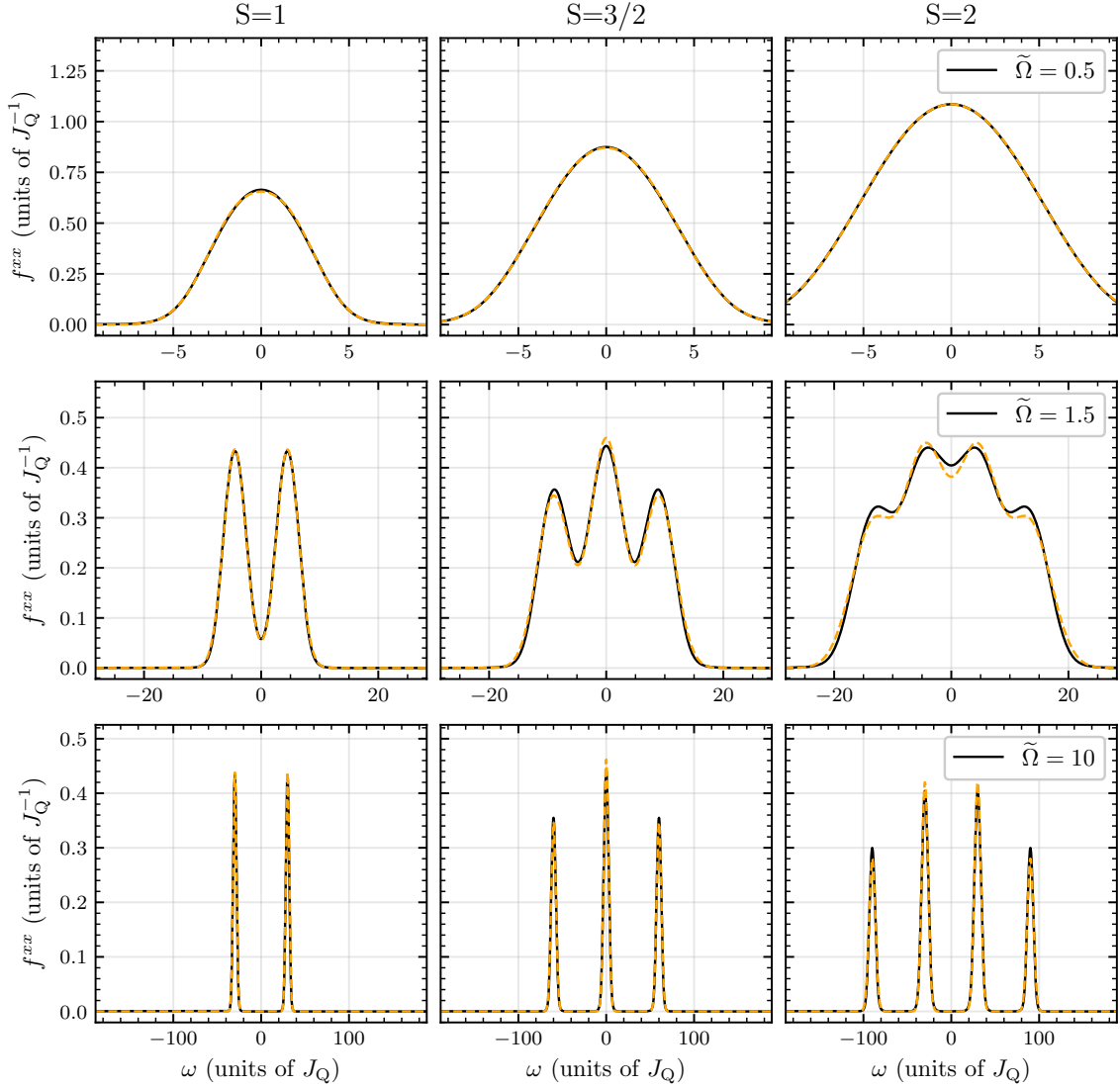


Figure 4: Fourier transform $f^{xx}(\omega) := \int_{-\infty}^{\infty} e^{-i\omega t} g^{xx}(t) dt$ of the transverse spin autocorrelation $g^{xx}(t)$ for different quadrupolar interaction strengths and spin lengths. The spin length is increased from left to right and the quadrupolar interaction from top to bottom. The orange dashed line corresponds to the Gaussian fit described in Eq. (19). Small deviations are seen at some of the peak maxima. These become smaller when allowing for an individual amplitude A_i for each peak in the fit function. However, we prefer the shown fits because they require only a single parameter, namely, the standard deviation σ . The numerical errors of the simulation data are smaller than the width of the lines.

The autocorrelation spectra already provide very valuable information. The peaks are located rather precisely at

$$\omega_i = 6\Omega \left(S - i + \frac{1}{2} \right), \quad i \in \{1, \dots, 2S\}. \quad (18)$$

This can be understood from the local quantum mechanics: The peaks correspond to the expected quadrupolar transitions, see Fig. 5 for visualization. The advantage of spinDMFT

consists in the *ab initio* prediction of the continuous line shapes induced by the dipolar interactions.

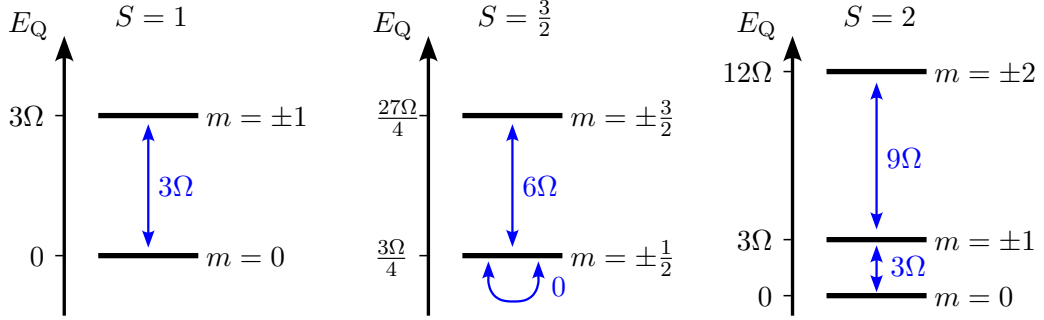


Figure 5: Possible quadrupolar transitions with $\Delta m = \pm 1$ for different spin lengths. The quadrupolar energy is given by $E_Q = 3\Omega m^2$.

Remarkably, we find that spinDMFT predicts a Gaussian broadening of the resonance lines over the full considered parameter range. This can be well seen from the dashed lines in Fig. 4 which correspond to the fit function

$$f_\sigma(\omega) = \pi \sum_{i=1}^{2S} \frac{i}{2} \left(1 - \frac{i}{2S+1} \right) \frac{\exp\left(-\frac{(\omega - 3\Omega(2S-2i+1))^2}{2\sigma^2}\right) + \exp\left(-\frac{(\omega + 3\Omega(2S-2i+1))^2}{2\sigma^2}\right)}{\sqrt{2\pi\sigma^2}}, \quad (19)$$

which is derived from considering the exact local result and replacing the δ -functions by Gaussian distributions. The fit parameters are listed in Tab. 2. To account for the main effect of the spin length, the standard deviations are provided in units of \tilde{J}_Q . In this unit, they depend only weakly on the spin length S and the quadrupolar interaction strength $\tilde{\Omega}$. A Gaussian line broadening results for static Gaussian-distributed Ising mean-fields [24] and zero quadrupolar interactions¹. SpinDMFT predicted that this behavior is stable upon introducing transverse interactions as they occur in a secular dipolar Hamiltonian [20]. As we obtain here, an additional quadrupolar interaction does not affect the line broadening qualitatively.

The longitudinal autocorrelations are well captured by exponential fits in the time domain, see Fig. 2. Therefore, their spectra are very well described by Lorentz curves $\Gamma/(\Gamma^2 + \omega^2)$ with decay rates $\Gamma = 1/T$. We refrain from showing the corresponding plots. The decay times T are shown in Tab. 1.

Table 2: Resulting fit parameters for the spectra shown in Fig. 4 corresponding to the fit function in Eq. (19). The provided errors result from the finite time discretization, which is the main source of numerical error.

$\tilde{\Omega}$	$S = 1$ σ/\tilde{J}_Q	$S = 3/2$ σ/\tilde{J}_Q	$S = 2$ σ/\tilde{J}_Q
0.5	2.21(1)	2.210(3)	2.208(2)
1.5	2.343(8)	2.456(5)	2.53(1)
10	2.335(3)	2.43(1)	2.530(9)

¹By Gaussian-distributed mean-fields, we refer to the distribution functional from which the mean-fields are drawn and not to their correlation in time. The latter is constant in case of static mean-fields.

4 Comparison to classical dynamics

As pointed out in Ref. [20], the dynamics of a single spin in a classical mean-field is essentially classical. This is because the spin's equation of motion is linear in spin operators which makes it equivalent to that of a classical spin according to Ehrenfest's theorem. However, with the bilinear quadrupolar term included, this conclusion does not hold anymore. Despite being completely local, spinDMFT captures beyond-classical behavior for finite quadrupolar interactions.

To highlight the importance of simulating the local degrees of freedom quantum mechanically, we perform a simulation of the classical analogue system for comparison. The classical equation of motion can be derived as in Ref. [25] yielding

$$\frac{\partial \vec{S}}{\partial t} = \frac{\partial H}{\partial \vec{S}} \times \vec{S}. \quad (20)$$

Inserting the mean-field Hamiltonian from Eq. (8), we obtain

$$\frac{\partial \vec{S}}{\partial t} = \vec{V}(t) \times \vec{S} + 6\Omega S^z \begin{pmatrix} -S^y \\ S^x \\ 0 \end{pmatrix}, \quad (21)$$

which is equivalent to the quantum equation of motion, when replacing $\vec{S} \rightarrow \vec{\mathbf{S}}$ and symmetrizing the last term. To simulate the classical dynamics, we average over the mean-field at all times as well as over the initial spin values at $t = 0$. The mean-field average works in the same way as for the quantum case. For the spin average, we fix the spins length to $\sqrt{S(S+1)}$ ensuring

$$\overline{S^{\alpha 2}} = \langle \mathbf{S}^{\alpha 2} \rangle \quad (22)$$

and choose the initial orientation uniformly distributed over the Bloch sphere due to the high-temperature limit.

The difference between quantum and classical dynamics already becomes apparent when considering the effect of a varied spin length S . The obtained equation of motion can be rewritten as

$$\frac{\partial \vec{n}}{\partial \tilde{t}} = \vec{W}(\tilde{t}) \times \vec{n} + 6\Omega n^z \begin{pmatrix} -n^y \\ n^x \\ 0 \end{pmatrix} \quad (23)$$

using the renormalized quantities

$$\vec{n} := \frac{1}{\sqrt{S(S+1)}} \vec{S}, \quad \vec{W} := \frac{1}{\sqrt{S(S+1)}} \vec{V}, \quad \tilde{t} := \sqrt{S(S+1)} t. \quad (24)$$

Note that a renormalization of \vec{S} automatically implies a renormalization of \vec{V} due to the self-consistency condition. The consequence of Eq. (23) is that the dynamics is independent of the spin length except for a rescaling of the time axis. This fact is already in stark contrast to the quantum results shown in the previous section, where changing the spin length leads to qualitatively different behavior beyond a sheer scaling factor.

The universal classical results for arbitrary spin length are presented in Fig. 6 versus the time. Both the transverse and longitudinal autocorrelations clearly differ from the quantum results shown in Fig. 1. The difference to the quantum mechanical results is the

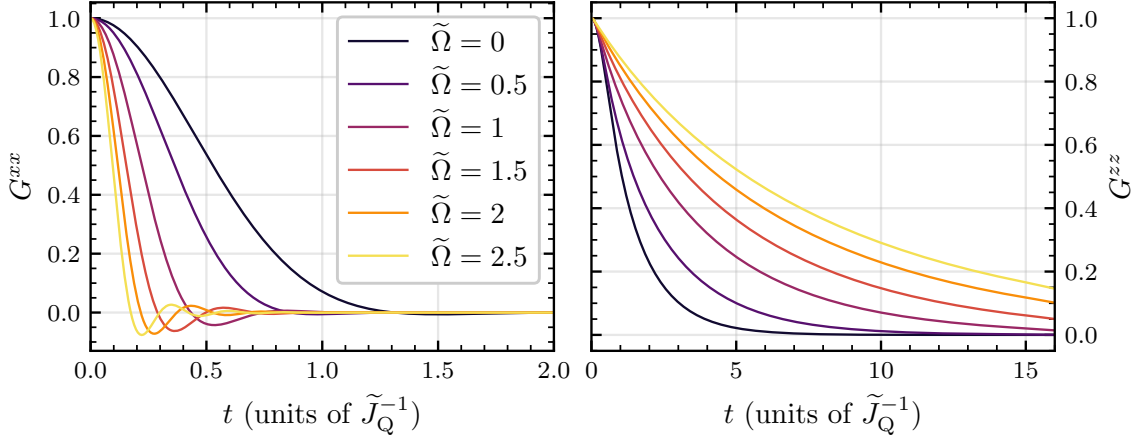


Figure 6: Universal results of the spin autocorrelations from classical spinDMFT presented in the main text. The spin length is incorporated in the time axis which is given in inverse units of the rescaled quadratic coupling constant \tilde{J}_Q . Numerical errors are of the order 1 % or smaller of the signal amplitude at $t = 0$.

smallest for the largest value of the spin, $S = 2$. This is not surprising because larger spins tend to behave more and more classically.

This can be underlined analytically by the Frobenius norm

$$\|\mathbf{A}\| := \frac{1}{d} \text{Tr}\{\mathbf{A}^\dagger \mathbf{A}\}, \quad (25)$$

of an operator \mathbf{A} , where d denotes the Hilbert space dimension. Similar to the consideration in Ref. [26], we compare the norm of the commutator of two spin components

$$\|[\mathbf{S}^\alpha, \mathbf{S}^\beta]\| = \|\mathbf{S}^\alpha\| = \frac{S(S+1)}{3}, \quad \alpha \neq \beta, \quad (26)$$

to the norm of a product of two spin components

$$\|\mathbf{S}^\alpha \mathbf{S}^\beta\| = \frac{1}{15} S(S+1) \left(S(S+1) + \frac{1}{2} \right), \quad \alpha \neq \beta. \quad (27)$$

We find that the relative commutator norm is suppressed by

$$\frac{\|[\mathbf{S}^\alpha, \mathbf{S}^\beta]\|}{\|\mathbf{S}^\alpha \mathbf{S}^\beta\|} \propto \frac{1}{S^2}. \quad (28)$$

Hence, the error from commuting non-commuting spin operators becomes smaller and smaller if S is increased resembling more and more classical behavior. As can be seen in Fig. 7, this behavior is confirmed numerically by a direct comparison of the quantum results for increasing spin length with the classical ones.

In Fig. 8, we provide the classical spectra of the transverse autocorrelation. As the classical spin is continuous, there is an infinite number of possible transitions so that even for large Ω , no peak structure is obtained in contrast to the quantum case. Instead, one obtains a superposition of an infinite number of peaks. For $\Omega \ll \sigma$, these peaks are very close to one another which leads to shapes strongly resembling Gaussian curves in total, since the individual peaks are Gaussian. For $\Omega \gg \sigma$, the shape of an individual peak becomes unimportant and only its position and weight matters. Starting from the

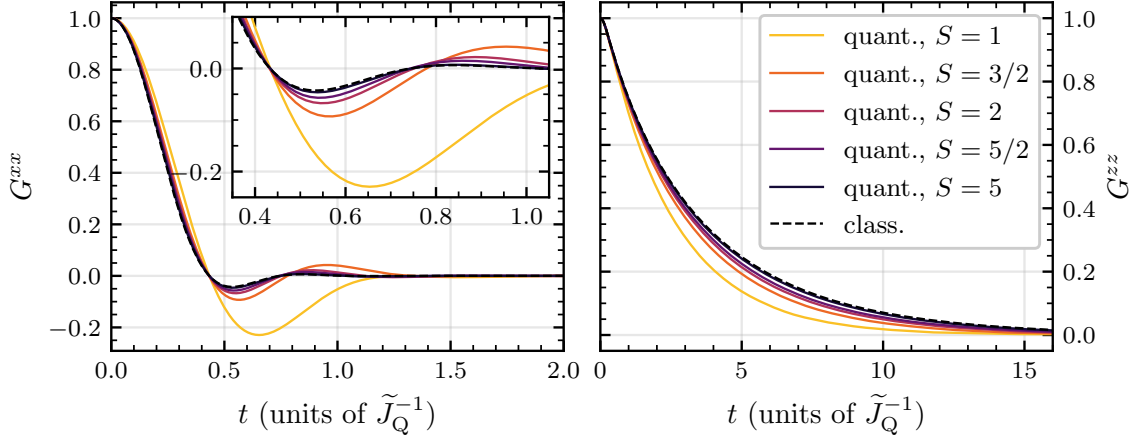


Figure 7: Comparison of quantum spinDMFT for different spin lengths with the universal result of classical spinDMFT for a fixed quadrupolar coupling strength $\tilde{\Omega} = 1$. Numerical errors are of the order 0.5 % or smaller of the signal amplitude at $t = 0$.

exact local result for quantum spins (see Eq. (19) with the Gaussian functions replaced by δ -distributions), it can be shown that

$$F_{\text{class}}^{xx}(\omega) = \frac{3}{S(S+1)}\pi \sum_{i=1}^{2S} \frac{i}{2} \left(1 - \frac{i}{2S+1}\right) \times \left[\delta(\omega - 3\Omega(2S - 2i + 1)) + \delta(\omega + 3\Omega(2S - 2i + 1)) \right] \quad (29a)$$

$$= \frac{\pi(2S+1)}{8\Omega S(S+1)} \sum_{\substack{x=1-2S \\ \text{odd}}}^{2S-1} \left[1 - \left(\frac{x}{2S+1} \right)^2 \right] \left[\delta\left(\frac{\omega}{3\Omega} - x\right) + \delta\left(\frac{\omega}{3\Omega} + x\right) \right] \quad (29b)$$

$$= \frac{\pi(2S+1)}{16\Omega S(S+1)} \int_{1-2S}^{2S-1} dx \left[1 - \left(\frac{x}{2S+1} \right)^2 \right] \left[\delta\left(\frac{\omega}{3\Omega} - x\right) + \delta\left(\frac{\omega}{3\Omega} + x\right) \right] \quad (29c)$$

$$= \frac{1}{\tilde{J}_Q \tilde{\Omega}} \frac{\pi}{4\sqrt{3}} \left[1 - \left(\frac{\omega/\tilde{J}_Q}{6\sqrt{3}\tilde{\Omega}} \right)^2 \right] \Theta \left(1 - \frac{|\omega|/\tilde{J}_Q}{6\sqrt{3}\tilde{\Omega}} \right). \quad (29d)$$

In the first step, we altered the sum index according to $x = 2i - 2S - 1$; note that x is altered in steps of 2. In the second step, we approximated the sum by an integral considering the limit of large S . Finally, we evaluated the integral and omitted any terms that are subdominant in S . This analytical result is shown in Fig. 8 by the orange dashed line. In case of $\Omega \gg \sigma$, the classical spectrum consists of a single parabola instead of distinct Gaussian peaks. This further underlines the need for a quantum-mechanical simulation of quadrupolar systems. A calculation treating all spins as classical vectors can capture the spin dynamics only for large spins at best.

5 Conclusion

Spin dynamic mean-field theory (spinDMFT) is an efficient numerical approach to compute the dynamics of dipolar spin systems at high temperatures. The key idea is to replace the environment of a spin by a time-dependent mean-field which is Gaussian distributed. This

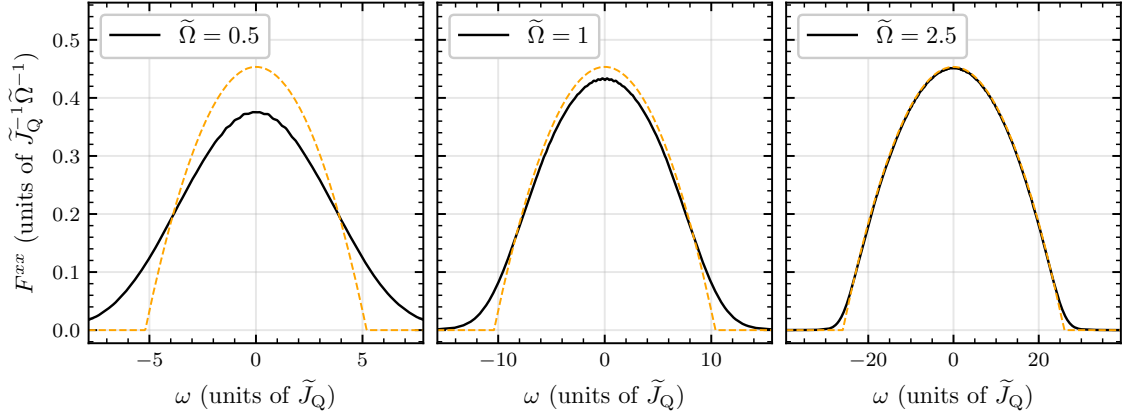


Figure 8: Fourier transform $F^{xx}(\omega) := \int_{-\infty}^{\infty} e^{-i\omega t} G^{xx}(t) dt$ of the classical transverse spin autocorrelation $G^{xx}(t)$ for different quadrupolar interaction strengths. The spin length is incorporated in the units through \tilde{J}_Q . The signal F^{xx} is shown in units of $\tilde{J}_Q^{-1} \tilde{\Omega}^{-1}$ to enhance the comparability of the results. The orange dashed lines indicate the exact classical result for large Ω according to Eq. (29d). The numerical errors of the simulation data are smaller than the width of the lines.

allows one to define a single-site problem and a self-consistency condition, which connects the variances of the mean-field to the spin autocorrelations. In this article, we showed how a quadrupolar interaction can be incorporated in spinDMFT: Since the quadrupolar term is completely local, it can be directly and exactly added to the single-site model.

The numerical evaluation yields an exponential longitudinal relaxation and an oscillating transverse relaxation. The latter is best understood in the frequency spectrum, where peaks can be identified at the expected quadrupolar transitions with $\Delta m = \pm 1$. According to spinDMFT, the dipolar interaction broadens the resonance lines to Gaussian functions over the full range of parameters, i.e., spin lengths and quadrupolar interaction strengths. Remarkably, a fit with a single parameter, namely, the peak standard deviation, suffices for an adequate description of the spectrum.

Another goal of this article was to draw a comparison to the classical analogue system. While classical simulations usually capture purely dipolar systems well, it turns out that the presence of a quadrupolar interaction precludes a classical description. The local spin degrees of freedom need to be simulated quantum-mechanically.

Typically, dipolar interactions are considered deleterious in NMR experiments due to the induced line broadening and associated difficulties in obtaining information from the spectra. However, if the dipolar line broadening can be predicted, systems with moderate dipolar interactions become accessible. As we demonstrated in this article, spinDMFT can be a suitable prediction tool for this scenario. We emphasize that the computational effort of spinDMFT is small allowing for extensive parameter sweeps and/or various extensions to increase the accuracy of the approach and access more complex systems. The mean-field framework can be extended to include inhomogeneous systems with several spin species as well as explicit time dependencies, such as pulses. We also highlight non-local spinDMFT [22] for computing FID's because spinDMFT itself can only access spin autocorrelations, which cannot directly be measured in experiment.

In future works, spinDMFT could be extended to magic-angle spinning (MAS) in order to study residual dipolar broadening [27, 28]. This would also allow comparison to and prediction of several experiments measuring MAS spectra of quadrupolar nuclei [14, 29].

Since quadrupolar interactions and explicit time-dependencies are accessible, spinDMFT could also be a useful simulation tool to study motion in Li-ion conductors [30,31]. The results presented pave the way to a quantitative analysis and understanding of NMR results in a large variety of experiments.

Acknowledgments/Funding information We are thankful to R. Böhmer for useful discussions. Furthermore, we acknowledge funding by the Deutsche Forschungsgemeinschaft (DFG) in project UH90/14–2.

Code availability A code collection concerning spinDMFT and its extensions has been published under <https://doi.org/10.17877/TUDODATA-2025-MD4EYWOL>.

References

- [1] C. P. Slichter, *Principles of Magnetic Resonance*, Springer-Verlag, Berlin Heidelberg New York (3rd edn.) (1990).
- [2] C. Bulutay, *Quadrupolar spectra of nuclear spins in strained $\text{In}_x\text{Ga}_{1-x}\text{As}$ quantum dots*, Physical Review B **85**, 115313 (2012), doi:10.1103/PhysRevB.85.115313.
- [3] C. Bulutay, E. A. Chekhovich and A. I. Tartakovskii, *Nuclear magnetic resonance inverse spectra of InGaAs quantum dots: Atomistic level structural information*, Physical Review B **90**, 205425 (2014), doi:10.1103/PhysRevB.90.205425.
- [4] J. Hackmann, P. Glasenapp, A. Greulich, M. Bayer and F. B. Anders, *Influence of the Nuclear Electric Quadrupolar Interaction on the Coherence Time of Hole and Electron Spins Confined in Semiconductor Quantum Dots*, Physical Review Letters **115**, 207401 (2015), doi:10.1103/PhysRevLett.115.207401.
- [5] P. Glasenapp, D. S. Smirnov, A. Greulich, J. Hackmann, M. M. Glazov, F. B. Anders and M. Bayer, *Spin noise of electrons and holes in (In,Ga)As quantum dots: Experiment and theory*, Physical Review B **93**, 205429 (2016), doi:10.1103/PhysRevB.93.205429.
- [6] A. Joch and G. S. Uhrig, *Influence of quadrupolar interaction on magnetic field dependence of the revival amplitude in periodically pulsed quantum dots*, Physical Review B **108**, 195305 (2023), doi:10.1103/PhysRevB.108.195305.
- [7] M. M. Glazov, *Electron & Nuclear Spin Dynamics in Semiconductor Nanostructures*, Oxford University Press (2018).
- [8] M. H. Levitt, *spin dynamics: Basics of Nuclear Magnetic Resonance*, John Wiley and Sons, Chichester (2001).
- [9] A. Weiße, G. Wellein, A. Alvermann and H. Fehske, *The kernel polynomial method*, Review of Modern Physics **78**, 275 (2006), doi:10.1103/RevModPhys.78.275.
- [10] T. A. Elsayed and B. V. Fine, *Effectiveness of classical spin simulations for describing NMR relaxation of quantum spins*, Physical Review B **91**, 094424 (2015), doi:10.1103/PhysRevB.91.094424.

- [11] G. A. Starkov and B. V. Fine, *Hybrid quantum-classical method for simulating high-temperature dynamics of nuclear spins in solids*, Physical Review B **98**, 214421 (2018), doi:10.1103/PhysRevB.98.214421.
- [12] G. A. Starkov and B. V. Fine, *Free induction decays in nuclear spin- $\frac{1}{2}$ lattices with a small number of interacting neighbors: The cases of silicon and fluorapatite*, Physical Review B **101**, 024428 (2020), doi:10.1103/PhysRevB.101.024428.
- [13] U. Eliav and G. Navon, *Measurement of Dipolar Interaction of Quadrupolar Nuclei in Solution Using Multiple-Quantum NMR Spectroscopy*, Journal of Magnetic Resonance, Series A **123**, 32 (1996), doi:https://doi.org/10.1006/jmra.1996.0211.
- [14] U. Eliav and A. Goldbourt, *The combined effect of quadrupolar and dipolar interactions on the excitation and evolution of triple quantum coherences in ^7Li solid state magic angle spinning NMR*, Journal of Magnetic Resonance **230**, 227 (2013), doi:https://doi.org/10.1016/j.jmr.2013.01.015.
- [15] F. Qi, T. Jörg and R. Böhmer, *Stimulated-Echo NMR Spectroscopy of ^9Be and ^7Li in Solids: Method and Application to Ion Conductors*, Solid State Nuclear Magnetic Resonance **22**(4), 484 (2002), doi:https://doi.org/10.1006/ssnmr.2002.0073.
- [16] F. Qi, G. Diezemann, H. Böhm, J. Lambert and R. Böhmer, *Simple modeling of dipolar coupled ^7Li spins and stimulated-echo spectroscopy of single-crystalline β -eucryptite*, Journal of Magnetic Resonance **169**(2), 225 (2004), doi:https://doi.org/10.1016/j.jmr.2004.04.018.
- [17] G. Diezemann, *Dipolar interactions in deuteron spin systems. I. Spin diffusion*, The Journal of Chemical Physics **103**(15), 6368 (1995), doi:10.1063/1.470720.
- [18] G. Diezemann and H. Sillescu, *Dipolar interactions in deuteron spin systems. II. Transverse relaxation*, The Journal of Chemical Physics **103**(15), 6385 (1995), doi:10.1063/1.470418.
- [19] S. Wi and L. Frydman, *Residual dipolar couplings between quadrupolar nuclei in high resolution solid state NMR: Description and observations in the high-field limit*, The Journal of Chemical Physics **112**(7), 3248 (2000), doi:10.1063/1.480498.
- [20] T. Gräßer, P. Bleicker, D.-B. Hering, M. Yarmohammadi and G. S. Uhrig, *Dynamic mean-field theory for dense spin systems at infinite temperature*, Physical Review Research **3**, 043168 (2021), doi:10.1103/PhysRevResearch.3.043168.
- [21] T. Gräßer, K. Rezai, A. O. Sushkov and G. S. Uhrig, *Understanding the dynamics of randomly positioned dipolar spin ensembles*, Physical Review Research **5**, 043191 (2023), doi:10.1103/PhysRevResearch.5.043191.
- [22] T. Gräßer, T. Hahn and G. S. Uhrig, *Microscopic understanding of NMR signals by dynamic mean-field theory for spins*, Solid State Nuclear Magnetic Resonance **132**, 101936 (2024), doi:https://doi.org/10.1016/j.ssnmr.2024.101936.
- [23] S. Blanes, F. Casas, J. Oteo and J. Ros, *The magnus expansion and some of its applications*, Physics Reports **470**, 151 (2009), doi:https://doi.org/10.1016/j.physrep.2008.11.001.
- [24] T. Gräßer, *Dynamic mean-field theory for simulating the infinite-temperature dynamics of spin ensembles*, Ph.D. thesis, Technische Universität Dortmund (2024).

-
- [25] S. M. Davidson and A. Polkovnikov, *SU(3) Semiclassical Representation of Quantum Dynamics of Interacting Spins*, Physical Review Letters **114**, 045701 (2015), doi:10.1103/PhysRevLett.114.045701.
- [26] D. Stanek, C. Raas and G. S. Uhrig, *Dynamics and decoherence in the central spin model in the low-field limit*, Physical Review B **88**, 155305 (2013), doi:10.1103/PhysRevB.88.155305.
- [27] A. A. Malär, S. Smith-Penzel, G.-M. Camenisch, T. Wiegand, A. Samoson, A. Böckmann, M. Ernst and B. H. Meier, *Quantifying proton NMR coherent linewidth in proteins under fast MAS conditions: a second moment approach*, Physical Chemistry Chemical Physics **21**, 18850 (2019), doi:10.1039/C9CP03414E.
- [28] M. Chávez, T. Wiegand, A. A. Malär, B. H. Meier and M. Ernst, *Residual dipolar line width in magic-angle spinning proton solid-state NMR*, Magnetic Resonance **2**, 499 (2021), doi:10.5194/mr-2-499-2021.
- [29] M. D. Meadows, K. A. Smith, R. A. Kinsey, T. M. Rothgeb, R. P. Skarjune and E. Oldfield, *High-resolution solid-state NMR of quadrupolar nuclei*, Proceedings of the National Academy of Sciences **79**, 1351 (1982), doi:10.1073/pnas.79.4.1351.
- [30] R. Böhmer, K. Jeffrey and M. Vogel, *Solid-state Li NMR with applications to the translational dynamics in ion conductors*, Progress in Nuclear Magnetic Resonance Spectroscopy **50**, 87 (2007), doi:https://doi.org/10.1016/j.pnmrs.2006.12.001.
- [31] M. Storek, K. R. Jeffrey and R. Böhmer, *Local-field approximation of homonuclear dipolar interactions in ^7Li -NMR: Density-matrix calculations and random-walk simulations tested by echo experiments on borate glasses*, Solid State Nuclear Magnetic Resonance **59-60**, 8 (2014), doi:https://doi.org/10.1016/j.ssnmr.2014.01.002.