

Evaluating Speech-to-Text \times LLM \times Text-to-Speech Combinations for AI Interview Systems

Ali Ansari Stanford University, micro1 ali@micro1.ai	Nima Yazdani University of Southern California, micro1 nima@micro1.ai	Aruj Mahajan micro1 aruj@micro1.ai
Amirhossein Afsharrad Stanford University afsharrad@stanford.edu	Seyed Shahabeddin Mousavi Stanford University ssmousav@cs.stanford.edu	

Abstract

Voice-based conversational AI systems increasingly rely on cascaded architectures combining speech-to-text (STT), large language models (LLMs), and text-to-speech (TTS) components. However, systematic evaluation of different component combinations in production settings remains understudied. We present a large-scale empirical comparison of STT \times LLM \times TTS stacks using data from over 300,000 AI-conducted job interviews. We develop an automated evaluation framework using LLM-as-a-Judge to assess conversational quality, technical accuracy, and skill assessment capabilities. Our analysis of four production configurations reveals that Google STT paired with GPT-4.1 significantly outperforms alternatives in both conversational and technical quality metrics. Surprisingly, we find that objective quality metrics correlate weakly with user satisfaction scores, suggesting that user experience in voice-based AI systems depends on factors beyond technical performance. Our findings provide practical guidance for selecting components in multimodal conversational AI systems and contribute a validated evaluation methodology for voice-based interactions.

1 Introduction

Voice-based conversational AI systems are rapidly transforming domains from customer service to healthcare, education, and recruitment. These systems typically employ a cascaded architecture where speech-to-text (STT) engines transcribe user input, large language models (LLMs) generate responses, and text-to-speech (TTS) systems synthesize audio output. While each component has been extensively studied in isolation, understanding how different combinations perform in real-world, high-stakes applications remains an open challenge.

This paper addresses three key research questions:

1. **RQ1:** How do different STT \times LLM \times TTS combinations affect conversational quality and technical accuracy in voice-based AI systems?
2. **RQ2:** What is the relationship between objective quality metrics and user satisfaction in AI-conducted conversations?

3. **RQ3:** Can automated LLM-based evaluation reliably assess the quality of voice-based AI interactions?

To answer these questions, we leverage a unique dataset of over 300,000 AI-conducted job interviews from a production system operating at scale (averaging 1,500 interviews per day). The system conducts 20-30 minute adaptive audio interviews in 15+ languages, able to interview each candidate dynamically, in any niche field, at any level of expertise.

Our main contributions are:

- The first large-scale production comparison of cascaded STT \times LLM \times TTS architectures in a real-world application
- A validated evaluation framework using LLM-as-a-Judge for assessing voice-based conversational AI
- Empirical findings revealing the weak correlation between technical quality metrics and user satisfaction
- Analysis of component interdependencies in cascaded voice AI systems

2 Related Work

2.1 Cascaded vs. End-to-End Speech-Language Systems

Recent research has explored two primary architectures for voice-based conversational AI. The cascaded approach, where STT, LLM, and TTS components operate sequentially, offers modularity and flexibility. Huang et al. demonstrate this in AudioGPT, augmenting ChatGPT with off-the-shelf ASR and TTS modules for multi-round spoken dialogues Huang et al. (2023).

In contrast, unified models like SpeechGPT Zhang et al. (2023) process speech tokens directly, potentially reducing error propagation. These early multimodal LLMs demonstrate end-to-end spoken dialogue generation feasibility, though their half-duplex design and high computational cost mean cascaded setups remain competitive for real-time use.

2.2 Real-Time Conversational Systems

To enable more natural conversations, recent work addresses latency and full-duplex interaction. Ma et al. introduce a “listening while speaking” language model (LSLM) that processes incoming audio while generating speech, achieving full-duplex dialogue via a specialized decoder Ma et al. (2024). Ginart et al. present an asynchronous agent framework with event-driven architecture running STT and TTS in parallel threads, enabling minimal-delay responses and real-time interruption handling Ginart et al. (2024).

2.3 Evaluation of Conversational AI

Arora et al. (NAACL 2025) develop ESPnet-SDS, an open-source toolkit standardizing interfaces for different ASR, LLM, and TTS models, enabling controlled benchmarks of pipeline combinations Arora et al.

(2025). Their analysis found that current end-to-end models produce less diverse responses and lower audio quality than cascaded stacks.

The problem of scalable evaluation has spurred interest in automated metrics. Gu et al. survey the “LLM-as-a-Judge” paradigm, highlighting issues of consistency, bias, and validity when using LLMs to evaluate dialogue outputs Gu et al. (2025). By correlating LLM-based scores with human feedback, cross-validation between AI evaluators and user satisfaction can be achieved.

3 Methodology

3.1 System Architecture

We evaluate a production voice-based interview system developed by micro1 called Zara, with three modular components:

1. **Speech-to-Text (STT):** A streaming ASR engine transcribes each utterance in real time as the candidate speaks.
2. **Large Language Model (LLM):** The LLM analyzes the latest answer in context of prior turns, required skills from the job description, and any custom questions supplied by the hiring organization. It then composes the next prompt, balancing depth of assessment with conversational flow.
3. **Text-to-Speech (TTS):** The composed prompt is sent to a TTS engine, which produces natural-sounding audio so the system can respond immediately and keep the dialogue fluid.

Each module can be swapped without altering the others, enabling systematic comparison of different configurations.

3.2 Dataset

Our dataset comprises over 300,000 complete AI-conducted interviews sampled and segmented into 4 unique pairings as seen below. Each interview includes:

- Complete transcripts with speaker labels
- Average duration: 20-30 minutes
- Languages: 11 languages, including English, German, French, Spanish (Spain), Portuguese, Spanish (Latin America), Hebrew, Hindi, Arabic, Turkish, and Japanese.
- Candidate feedback forms and Mean Experience Rating

Pre-processing involved grammar normalization with Claude-3.5 Sonnet and removal of filler words to reduce noise.

Table 1: Engine combinations evaluated (longest live-production windows).

Sample Size	STT	LLM	TTS	Deployment Window
5,000	Google	GPT-4.1	OpenAI	2025-04-29 → present
500	Google	GPT-4o	OpenAI	2025-02-26 → 2025-04-29
500	Whisper 3	GPT-4o	OpenAI	2024-12-26 → 2025-02-01
500	Whisper 3	Grok-2	OpenAI	2025-02-01 → 2025-02-26

3.3 Evaluated Configurations

Table 1 shows the four STT×LLM×TTS combinations evaluated, selected based on their longest live-production windows.

Temporal Context: Deployments occurred in largely separate windows, with a brief, deliberately segmented overlap to keep each engine on its own traffic slice. The core design and user experience of the AI-interview system stayed consistent throughout. Major time-based confounds cannot be ruled out entirely. Future work should examine whether any factors beyond the STT×LLM×TTS pairings had a significant impact on evaluations and user experience.

4 Evaluation and Analysis

We evaluated our system using both human and automated metrics. For user satisfaction, we collected mean opinion scores from candidates after each interview, with a 66% average response rate over the data collection period.

To reduce human grading costs and promote consistency, we developed an automated evaluation framework using Claude 3.5 Sonnet to score each interview transcript on three dimensions: **Question Quality** (appropriateness and relevance of questions to the role), **Conversational Flow** (natural dialogue progression and turn-taking), and **Answer Assessment** (accuracy of skill evaluation based on candidate responses). After each interview, the system assesses candidate skills based on their answers and any mock tasks (e.g., coding questions), which the framework also analyzes for accuracy. Exact prompting for LLM-based evaluation is provided in Appendix A.

Each group was initially sampled with 500 interviews. Due to strong performance observed in the Google × GPT-4.1 × OpenAI configuration, we collected an additional 4,500 samples for that group (totaling 5,000) to ensure robust significance testing.

5 Results

5.1 Overall Performance Comparison

Table 2 presents descriptive statistics for each metric and group. For each metric, we calculated mean and standard deviation to summarize central tendency and variability.

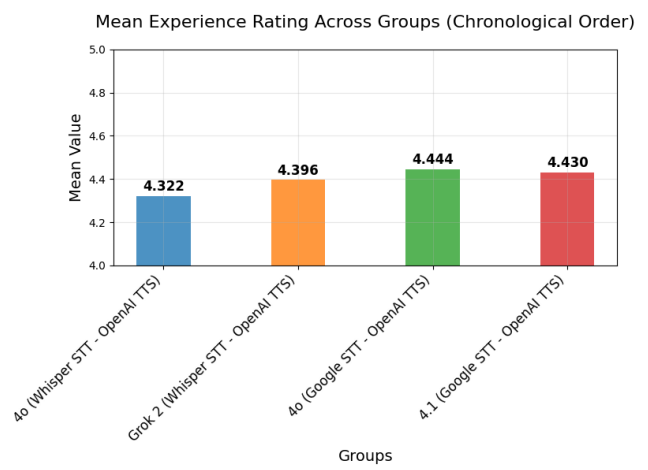
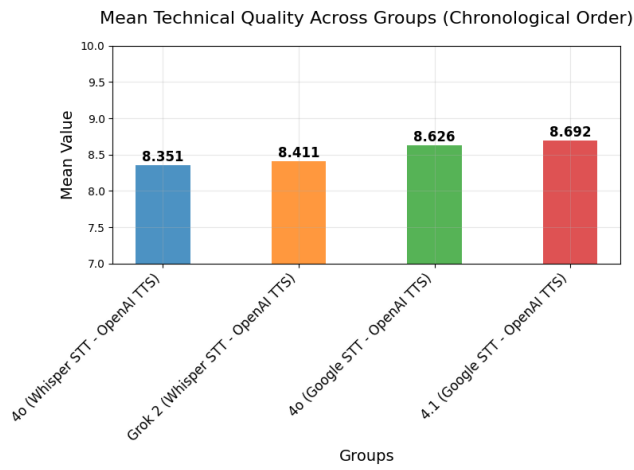
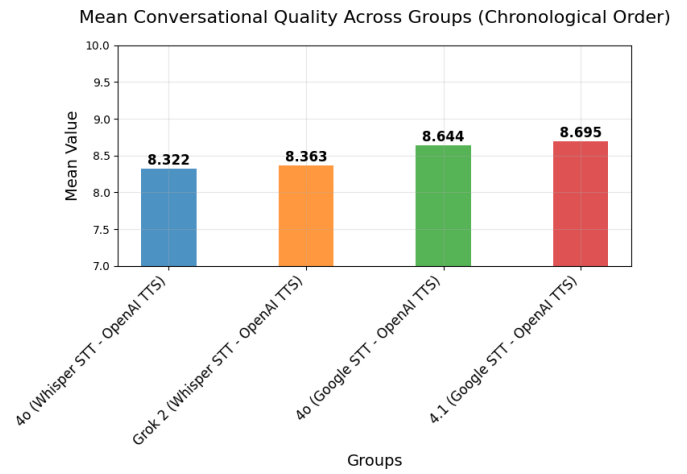
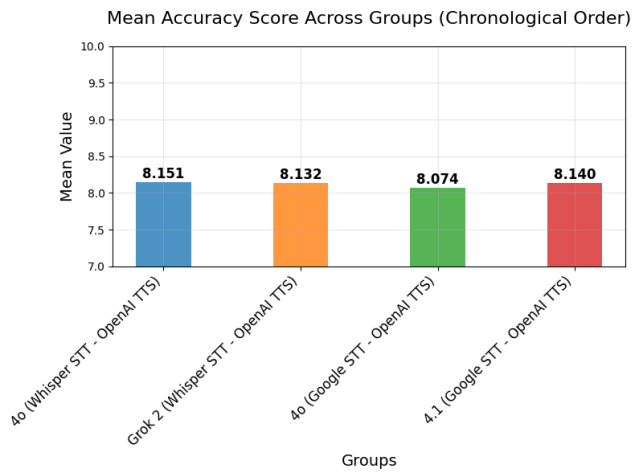


Figure 1: Summary of means visualized

Table 2: Means and standard deviations for each metric and group (GPT-4.1×Google×OAI: 5,000 samples; others: 500 samples).

Metric	Group	Mean	Standard Deviation
Experience Rating	Google×GPT-4.1×OAI	4.43	0.88
	Google×GPT-4o×OAI	4.44	0.92
	Whisper 3×GPT-4o×OAI	4.32	0.97
	Whisper 3×Grok×OAI	4.40	0.88
Conversational Quality	Google×GPT-4.1×OAI	8.70	0.44
	Google×GPT-4o×OAI	8.64	0.57
	Whisper 3×GPT-4o×OAI	8.32	0.41
	Whisper 3×Grok×OAI	8.36	0.33
Technical Quality	Google×GPT-4.1×OAI	8.69	0.37
	Google×GPT-4o×OAI	8.63	0.65
	Whisper 3×GPT-4o×OAI	8.35	0.51
	Whisper 3×Grok×OAI	8.41	0.42
Accuracy Score	Google×GPT-4.1×OAI	8.14	0.58
	Google×GPT-4o×OAI	8.07	0.75
	Whisper 3×GPT-4o×OAI	8.15	0.56
	Whisper 3×Grok×OAI	8.13	0.56

5.2 Statistical Significance Testing

To determine statistically significant differences in means across the four groups, we performed one-way ANOVA, which tests the null hypothesis that all group means are equal. Before interpreting results, we checked equal variance assumptions using Levene’s test.

When Levene’s test indicated violated equal variance assumptions ($p < 0.05$), we used Welch’s ANOVA. For non-normal data or when both normality and equal variance assumptions were violated, we used the non-parametric Kruskal-Wallis test.

Table 3: P-values for group mean and variance comparisons for each metric.

Metric	P-value for Means (ANOVA or alternative)	P-value for Variances (Levene’s test)
Experience Rating	0.032 (Welch’s ANOVA)	0.032
Conversational Quality	<0.001 (Welch’s ANOVA)	<0.001
Technical Quality	0.000 (ANOVA)	0.090
Accuracy Score	0.015 (ANOVA)	0.083

5.3 Post-hoc Pairwise Comparisons

Table 4 shows significant post-hoc pairwise differences with Bonferroni correction. Only differences with $p < 0.0083$ are listed.

The post-hoc analysis reveals that both Google × GPT-4.1 × OAI and Google × GPT-4o × OAI are rated significantly higher than both Whisper 3 × GPT-4o × OAI and Whisper 3 × Grok × OAI in conversational quality and technical quality. Additionally, Google × GPT-4.1 × OAI is rated significantly higher

Table 4: Significant post-hoc pairwise differences (Bonferroni-corrected) for Conversational Quality, Technical Quality, and Accuracy Score.

Metric	Group 1	Group 2	Mean Difference	p-value
Conversational Quality	Whisper 3×GPT-4o×OAI	Google×GPT-4o×OAI	-0.322	<0.001
	Whisper 3×GPT-4o×OAI	Google×GPT-4.1×OAI	-0.372	<0.001
	Whisper 3×Grok 2×OAI	Google×GPT-4o×OAI	-0.281	<0.001
	Whisper 3×Grok 2×OAI	Google×GPT-4.1×OAI	-0.332	<0.001
Technical Quality	Whisper 3×GPT-4o×OAI	Google×GPT-4o×OAI	-0.275	<0.001
	Whisper 3×GPT-4o×OAI	Google×GPT-4.1×OAI	-0.340	<0.001
	Whisper 3×Grok 2×OAI	Google×GPT-4o×OAI	-0.215	<0.001
	Whisper 3×Grok 2×OAI	Google×GPT-4.1×OAI	-0.281	<0.001
	Google×GPT-4o×OAI	Google×GPT-4.1×OAI	-0.065	0.0006
Accuracy Score	Whisper 3×GPT-4o×OAI	Google×GPT-4o×OAI	0.077	0.0045

than Google × GPT-4o × OAI in technical quality. For accuracy score, the only significant difference is that Whisper 3 × GPT-4o × OAI is rated higher than Google × GPT-4o × OAI.

These results demonstrate that after increasing the sample size for Google × GPT-4.1 × OAI, this configuration stands out as the best performer in both conversational and technical quality. The statistically significant differences confirm that Google × GPT-4.1 × OAI is rated higher than other systems in these key areas.

5.4 Correlation Analysis

To quantify relationships between key evaluation metrics, we computed Pearson correlation coefficients between technical quality, conversational quality, skill assessment accuracy, user satisfaction (Experience Rating/star rating), and their respective sub-scores.

The analysis reveals several important findings:

- **Strong Interdependence of Quality and Accuracy:** Technical and conversational quality scores are very strongly correlated ($r = 0.83$). Both are also strongly correlated with skill assessment accuracy ($r = 0.69$ for technical quality and $r = 0.73$ for conversational quality). This indicates that higher technical and conversational quality demonstrated by the AI interviewer is associated with increased accuracy in skill assessment.
- **Sub-score Consistency:** The sub-scores for both technical and conversational quality (e.g., dialogue flow, response building, skill alignment, logical progression, question clarity) are all very highly correlated with their respective overall scores ($r = 0.78$ – 0.99). This suggests that the overall quality scores are robust summaries of their components, and improvements in any sub-area are likely to be reflected in the overall evaluation.

User Satisfaction (Star Rating): The star rating (Experience Rating) shows only weak correlations with technical quality ($r = 0.07$), conversational quality ($r = 0.08$), and accuracy ($r = 0.01$). This suggests that user satisfaction is not solely determined by these evaluation metrics. While the observed disconnect is notable, Zara functions as a complex system with many interacting components

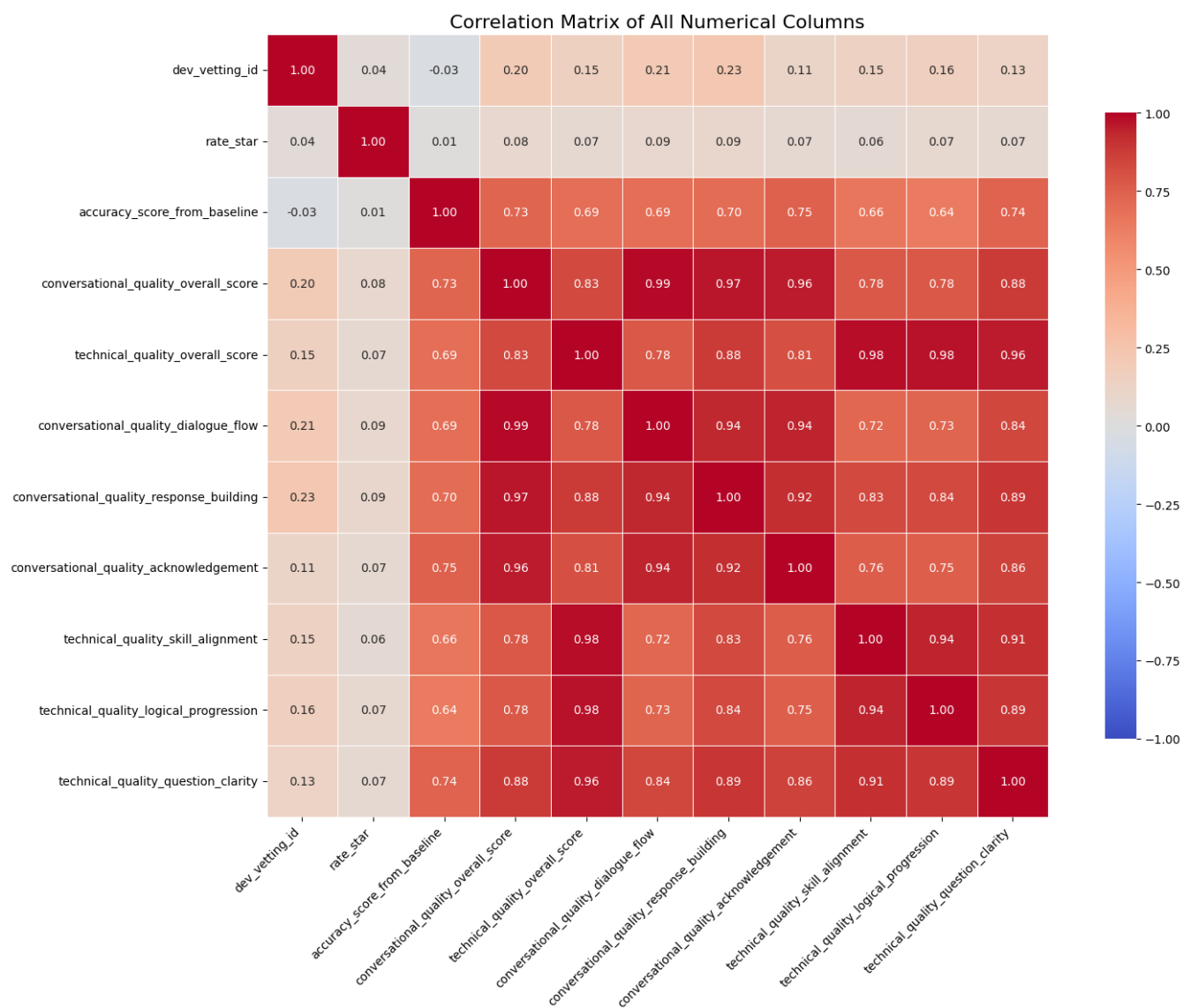


Figure 2: STT \times LLM \times TTS performance heatmap

beyond just the LLM, STT, and TTS models ranging from interaction design to behavioral dynamics and many other elements that may collectively influence how users perceive and rate their experience.

- **No Evidence of Trade-offs:** There are no strong negative correlations among any of the main metrics, indicating that improvements in one area (e.g., technical quality) do not come at the expense of another (e.g., conversational quality or accuracy).

These results demonstrate that the AI interviewer’s technical and conversational quality are tightly linked to its ability to accurately assess skills, but user satisfaction is only weakly related to these metrics. This suggests that efforts to improve the AI’s technical and conversational capabilities are likely to yield gains in assessment accuracy, while user satisfaction may require attention to additional, possibly more subjective and intricate factors.

6 Discussion

6.1 Component Performance and System Design

Our results demonstrate clear performance differences between STT engines, with Google’s STT consistently enabling higher conversational and technical quality compared to Whisper. This advantage persists across different LLMs, suggesting that STT quality may be a critical bottleneck in cascaded architectures. The marginal but statistically significant superiority of GPT-4.1 over GPT-4o in technical quality highlights the importance of model-specific optimizations for conversational applications.

6.2 The User Satisfaction Disconnect

One of the most striking findings from our study is the weak correlation between objective quality metrics and user satisfaction, as measured by the Experience Rating. Despite substantial differences in conversational and technical quality across configurations, these metrics do not strongly predict how users rated their experience. This paradox highlights a critical insight: the quality of humanAI interaction through voice is shaped by more than just technical performance. While clarity, accuracy, and dialogue flow matter, they are only part of the equation.

User experience is likely influenced by a broader set of factors, including expectation setting, how the interaction is framed, individual comfort levels with AI systems, subtle elements like voice tone or response timing, and the specific context or stakes of the interaction. In systems like Zara, which combine multiple sophisticated components and design choices, these layers interact in complex, often opaque ways that affect how users perceive the interaction.

This finding carries important implications for evaluation and system design. Optimizing isolated metrics such as accuracy or dialogue quality may not lead to meaningful gains in user satisfaction unless the full stack of interaction dynamics is considered. It reinforces the need to treat voice-based humanAI systems as more than the sum of their technical parts.

6.3 Implications for Multimodal AI Systems

Our findings extend beyond recruitment applications to inform the design of voice-based AI systems generally. Component selection matters: the choice of STT engine has cascading effects on overall system performance. Evaluation is complex: traditional metrics may not capture user experience in multimodal systems. And system design must be holistic: designers need to consider factors beyond technical performance.

7 Limitations

Several limitations should be considered when interpreting our results. First, temporal confounds may be present: the non-overlapping deployment periods of different configurations introduce potential confounds from seasonal variations, candidate pool changes, or system changes over time. Second, all configurations used OpenAI’s TTS component, which prevents assessment of TTS impact on overall performance. Third, the domain specificity of our study focused on job interviews may limit generalizability to other conversational AI applications with different interaction patterns or success criteria. Lastly, while efficient, the LLM-as-Judge framework may miss nuances that human evaluators would catch.

8 Future Work

This study provides a foundation for evaluating voice-based AI interview systems using combined STT, LLM, and TTS stacks. Future work will expand the empirical comparison as new models and synthesis engines are introduced, enabling ongoing assessment of performance across conversational and technical quality along with user satisfaction.

The evaluation protocol developed here, using an LLM as a judge, will be formalized into a generalizable framework. This blueprint can be applied to other spoken-dialogue systems, supporting consistent assessment across use cases.

9 Conclusion

This paper presented the first large-scale empirical comparison of $\text{STT} \times \text{LLM} \times \text{TTS}$ combinations in production voice-based AI systems. Through analysis of over 300,000 AI-conducted interviews, we demonstrated that component selection significantly impacts system performance, with GPT-4.1 combined with Google STT and OpenAI TTS configuration demonstrated the highest well rounded performance.

However, our finding that technical quality correlates weakly with user satisfaction highlights the complexity of designing effective voice-based AI experiences. This suggests that the field must move beyond optimizing individual components or technical metrics to consider holistic user experience factors.

Our work contributes both practical guidance for system designers and a validated methodology for evaluating multimodal conversational AI systems. As voice-based AI becomes ubiquitous, understanding these component interactions and their relationship to user experience becomes increasingly critical.

10 Acknowledgments

The authors gratefully acknowledge the contributions of Pavan Kumar, who assisted with data collection and experimental execution.

References

- Siddhant Arora, Yifan Peng, Jiatong Shi, Jinchuan Tian, William Chen, Shikhar Bharadwaj, Hayato Futami, Yosuke Kashiwagi, Emiru Tsunoo, Shuichiro Shimizu, Vaibhav Srivastav, and Shinji Watanabe. Espnet-sds: Unified toolkit and demo for spoken dialogue systems, 2025. URL <https://arxiv.org/abs/2503.08533>.
- Antonio A. Ginart, Naveen Kodali, Jason Lee, Caiming Xiong, Silvio Savarese, and John Emmons. Asynchronous tool usage for real-time agents, 2024. URL <https://arxiv.org/abs/2410.21620>.
- Jiawei Gu, Xuhui Jiang, Zhichao Shi, Hexiang Tan, Xuehao Zhai, Chengjin Xu, Wei Li, Yinghan Shen, Shengjie Ma, Honghao Liu, Saizhuo Wang, Kun Zhang, Yuanzhuo Wang, Wen Gao, Lionel Ni, and Jian Guo. A survey on llm-as-a-judge, 2025. URL <https://arxiv.org/abs/2411.15594>.
- Rongjie Huang, Mingze Li, Dongchao Yang, Jiatong Shi, Xuankai Chang, Zhenhui Ye, Yuning Wu, Zhiqing Hong, Jiawei Huang, Jinglin Liu, Yi Ren, Zhou Zhao, and Shinji Watanabe. Audiogpt: Understanding and generating speech, music, sound, and talking head, 2023. URL <https://arxiv.org/abs/2304.12995>.
- Ziyang Ma, Yakun Song, Chenpeng Du, Jian Cong, Zhuo Chen, Yuping Wang, Yuxuan Wang, and Xie Chen. Language model can listen while speaking, 2024. URL <https://arxiv.org/abs/2408.02622>.
- Dong Zhang, Shimin Li, Xin Zhang, Jun Zhan, Pengyu Wang, Yaqian Zhou, and Xipeng Qiu. Speechgpt: Empowering large language models with intrinsic cross-modal conversational abilities, 2023. URL <https://arxiv.org/abs/2305.11000>.

A LLM Evaluation Prompting

You are tasked with scoring the evaluations provided for an interview based on the interview transcript.

Input Data:

- `index`: "{index}"
- `LLM model` : {model}
- `interview_transcript`: "{interview_transcript}"
- `evaluation_result`: "{evaluation_result}" (Ensure "Mid-level" is replaced with "Experienced")
- `soft_skills_evaluation_result`: "{soft_skills_evaluation_result}"

Step 1: Analyse the results coming from evaluation_result and give a score out of 10 based on the interview transcript and the LLM model.

Step 2: Evaluate the softskills evaluation coming from soft_skills_evaluation_result and give a score out of 10 based on the interview transcript.

Soft skills were evaluated based on Common European Framework of Reference (CEFR) language assessment, focusing on:

- Language Fluency & Coherence
- Vocabulary Range & Accuracy
- Grammatical Competence
- Critical Thinking & Logical Argumentation
- Topic Engagement & Responsiveness

CEFR Level Mapping for Soft Skills:

- A1: Beginner
- A2: Elementary
- B1: Intermediate
- B2: Upper-Intermediate
- C1: Advanced
- C2: Near-Native

Step 3: Evaluate the interview quality based on the transcript

Evaluate the interview across multiple dimensions, giving scores only based on interviewer's responses not candidates. For each criterion, provide a score from 1 10 with one decimal place precision.

Scoring criteria for interview quality:

Conversational Quality:

- dialogue_flow: How natural and engaging is the dialogue flow by the interviewer
- response_building: How well interviewer builds upon candidate responses and his professional etiquettes

- acknowledgement: How well interviewer acknowledges candidate responses

Technical Quality:

- skill_alignment: Alignment of questions with stated skill requirements
- logical_progression: How well questions build to assess breadth and depth
- question_clarity: Clarity and unambiguity of questions

Your Task

1. Score the Evaluations:

- Accuracy: Does the evaluation align with the transcript and correctly reflect the candidate's performance?

2. Evaluate Interview Quality:

- Score both conversational and technical aspects of the interview