

Highlights

Continuous Test-time Domain Adaptation for Efficient Fault Detection under Evolving Operating Conditions

Han Sun, Olga Fink

- This work proposes a novel method for efficient fault detection that continuously adapts to evolving operating conditions during test-time.
- The framework is designed to address real-world industrial challenges by operating without any labeled fault data and requiring only a limited number of samples from the target system for adaptation.
- To improve adaptation and reduce false alarms, the method separates system inputs into control variables and sensor measurements, which allows it to more effectively isolate faults from normal changes in operating conditions.
- The proposed approach demonstrates substantial improvements and superior performance over existing domain adaptation methods in two real-world case studies involving multiphase flow facilities.

Continuous Test-time Domain Adaptation for Efficient Fault Detection under Evolving Operating Conditions

Han Sun^a, Olga Fink^a

^aIntelligent Maintenance and Operations Systems, EPFL, Lausanne, Switzerland

Abstract

Fault detection is essential in complex industrial systems to prevent failures and optimize performance by distinguishing abnormal from normal operating conditions. With the growing availability of condition monitoring data, data-driven approaches have seen increased adoption in detecting system faults. However, these methods typically require large, diverse, and representative training datasets that capture the full range of operating scenarios, an assumption rarely met in practice, particularly in the early stages of deployment. Industrial systems often operate under highly variable and evolving conditions, making it difficult to collect comprehensive training data. This variability results in a distribution shift between training and testing data, as future operating conditions may diverge from previously observed ones. Such domain shifts hinder the generalization of traditional models, limiting their ability to transfer knowledge across time and system instances, ultimately leading to performance degradation in practical deployments. To address these challenges, we propose a novel method for continuous test-time domain adaptation, designed to support robust early-stage fault detection in the presence of domain shifts and limited representativeness of training data. Our proposed framework –Test-time domain Adaptation for Robust fault De-

tection (TARD) – explicitly separates input features into system parameters and sensor measurements. It employs a dedicated domain adaptation module to adapt to each input type using different strategies, enabling more targeted and effective adaptation to evolving operating conditions. We validate our approach on two real-world case studies from multi-phase flow facilities, delivering substantial improvements over existing domain adaptation methods in both fault detection accuracy and model robustness under real-world variability.

Keywords:

Fault Detection, Deep Learning, Unsupervised, Domain Adaptation, Continuous Test-time Adaptation

1. Introduction

Fault detection aims to identify evolving faults or degradation in complex industrial systems to prevent failures, malfunctions, and unplanned downtime. Achieving early and robust fault detection is essential for optimizing system performance, minimizing maintenance costs, and reducing asset unavailability. Recent advances in sensing technologies and the growing availability of condition monitoring data have facilitated the widespread adoption of data-driven fault detection methods [1, 2]. However, these methods often rely on the assumption that large, diverse, representative training datasets are available – covering all relevant operating and environmental conditions [3]. In practice, such data are rarely available, particularly for newly installed or refurbished units that have limited historical data [4, 5].

To address this data scarcity, one strategy is to leverage information from

”experienced” fleet units – systems with extensive operational histories and rich datasets. A viable solution is to directly apply models trained on these well-instrumented units to less-monitored or newly deployed ones. This cross-unit deployment aims to enhance fault detection performance across the fleet, particularly for units with limited training data. However, such model transfer is hindered by a fundamental limitation: data-driven models commonly rely on the assumption that training and testing data are independently and identically distributed (i.i.d) [6]. In reality, industrial systems operate under diverse and dynamically changing conditions, violating this assumption. As a result, significant distribution shifts often exist between different units in the fleet. A model trained on one unit may therefore fail to generalize to another, frequently resulting in high false alarm rates and reduced detection accuracy. These limitations ultimately undermine the ability to fully capitalize on shared fleet knowledge.

Domain adaptation (DA) has been extensively explored to address distribution shifts in data-driven models [7, 8]. These methods aim to align a labeled source domain with a related, unlabeled target domain. However, fault detection in industrial systems presents unique challenges. First, DA approaches typically assume the availability of labeled data in the source domain, which is especially scarce or unavailable under faulty conditions in both source domain and target domain. As a result, many commonly used unsupervised DA methods – which rely on source domain labels – are not applicable to fault detection tasks in industrial settings. Second, most DA methods treat domain shift as a single, static distributional difference between discrete domains. However, in complex industrial systems, the op-

erating conditions evolve continuously, leading to domain shifts even within the same unit over time. Therefore, domain adaptation should go beyond discrete domain transfers and be capable of handling continuously evolving shifts. Relying on a fixed, discrete target domain is insufficient for ensuring robust fault detection in such dynamic environments.

To address these challenges, we propose Test-time domain Adaptation for Robust fault Detection (TARD), a novel framework for unsupervised, continual test-time domain adaptation for fault detection that operates entirely without labeled data in the source domain. TARD enables robust fault detection across different units in industrial systems by continuously adapting to dynamically changing operating conditions during test time.

TARD is based on a signal reconstruction framework for unsupervised fault detection. Initially, a reconstruction network is trained to learn the system’s normal behavior, allowing anomalies to be identified through deviations in the reconstruction residuals. To improve robustness under distribution shift, we incorporate a domain adaptation module that is trained on limited target samples and continually adapts to incoming test batches. To distinguish between changes in operating conditions and actual faults, we partition the input variables into two categories: exogenous parameters – which may include both control settings and environmental conditions – and sensor measurements. We then integrate separate domain adaptive strategies for each category, enabling the model to independently adapt to their respective distributions and more effectively isolate abnormal system behavior from normal variations.

By integrating continual test-time adaptation into the unsupervised fault

detection paradigm, TARD enables fleet-wide knowledge transfer and real-time adaptation to evolving operating conditions – without the need for labeled data. We validate TARD on two multi-phase flow facility cases studies, where it achieves significant performance gains over existing domain adaptation methods. The proposed framework is broadly applicable to other industrial systems, offering a scalable and robust solution for timely fault detection in dynamic and data-scarce environments.

2. Related Work

2.1. Fault Detection

Prognostics and Health Management (PHM) aims to improve asset reliability and reduce operational costs by enabling accurate detection, diagnosis, and prediction of the remaining useful life (RUL). It encompasses three core functions: fault detection, which identifies abnormal system behavior using real-time monitoring data; fault diagnostics, which isolates the fault, determines its root cause, and classifies the fault type; and prognostics, which predicts how long the system can continue operating before experiencing a failure or falling below acceptable performance levels [1]. Together, these capabilities support informed decision-making for maintenance planning and operational safety.

Despite the promise of PHM techniques, applying them in real-world industrial settings presents a major challenge: the scarcity of labeled faulty data [9]. In critical systems such as hydropower plants, chemical processing facilities or railway systems, failures are rare by design, and degradation processes often unfold gradually over long periods. As a result, faults are

either severely underrepresented or completely missing from most collected datasets, making supervised learning approaches difficult to apply effectively.

Given this limitation, the common approach is to first shift the objective to detecting any form of abnormal behavior in the system. This process begins with unsupervised anomaly detection, which involves learning a model of normal system operation and the identifying any data patterns that deviates from the baseline [10]. These detected anomalies indicates potential problems, which can be analyzed further to determine if they represent a fault that could lead to a failure of the system [11, 9, 12].

Those unsupervised learning methods can be broadly categorized into three main categories: probabilistic models, one-class classification methods, and reconstruction-based approaches [13]. Probabilistic models aim to approximate the probability distribution of normal data, using the estimated density or an associated score function to assign anomaly scores, where lower values typically indicate more anomalous behavior. Various probabilistic models have been applied for this purpose, ranging from classic density estimation models (e.g. gaussian mixture models) [14] to energy-based models (EBMs) [15], predicting anomalies through estimation of the normal data probability distribution. One-class classification models take a different approach by learning a discriminative decision boundary that encloses the region of normal data, without explicitly estimating the full data distribution [13, 16, 17, 18]. These models aim to learn a compact representation of normal behavior and flag data sample that significantly deviates from the normal data distribution as an anomaly[19, 20]. Reconstruction-based methods, such as autoencoders (AEs), are trained to accurately reconstruct

normal data samples. Anomalies are then identified based on reconstruction errors –when a test input deviates significantly from the learned normal patterns, the model struggles to reconstruct it, resulting in a high error that signals a potential fault [21, 22]. These models are expected to fit the data distribution under healthy conditions and then raise an alarm for predictions with large deviations when the test data distribution is significantly different from the learned distribution. Despite their usefulness, these unsupervised approaches require large, diverse, and representative datasets that comprehensively cover normal operating conditions, which is rarely fulfilled during the early operational phase of newly deployed systems, making robust early fault detection particularly challenging.

2.2. Fleet Approaches for Fault Detection

As discussed above, unsupervised fault detection relies on the assumption that all possible normal conditions of the system can be learned from a sufficiently large and representative training dataset. This assumption is often violated in early operational phases – such as for newly deployed or recently refurbished systems – where data is limited and potentially biased toward transient startup behaviors. Under such scenarios, models trained on local data alone may fail in anomaly detection, especially under conditions not yet observed.

To alleviate the problem of limited early-stage data, fleet-level fault detection has gained interest as a promising approach. A fleet can be defined from two perspectives: that of an operator or that of a manufacturer [23]. From the operator’s perspective, a fleet consists of a group of assets that are owned and managed by the same organization for a specific operational

purpose, and are typically used in similar ways and under similar conditions, resulting in relatively homogeneous operational profiles [24]. In contrast, from the manufacturer’s perspective, a fleet refers to a set of systems with similar design and functional characteristics, produced by the same manufacturer, but operated by different users in different environments [25]. In this work, we adopt the second broader definition - which encompasses more units and reflects greater variability in operating conditions – an essential consideration for fault detection models.

Fleet-based fault detection leverages operational data from the fleet for fault detection across systems. By leveraging data from a fleet of similar unit, models trained on data-rich systems can potentially improve fault detection and diagnostics of newer or less-instrumented units [25]. A good example would be a fleet of gas turbines or cars produced by the same manufacturer, while operating under varying conditions with different system configurations in different parts of the world [1].

However, most of the existing approaches rely on the assumption that systems within the fleet behave similarly enough for models to transfer effectively [6]. In reality, differences in environmental and operational conditions introduce significant variability. This variability violates the assumption of independent and identically distributed (i.i.d.) data between units, often resulting in significant degradation in model performance when directly applied to different systems [26].

Early studies have attempted to address this by clustering units that are similar enough to form homogeneous sub-fleets [27, 28, 29]. To improve scalability and generalization, other approaches develop models that learn the

overall fleet behavior and then identify similar units based on this learned functional representation [23]. While effective in some cases, such methods depend on the entire fleet sharing sufficient similarity, thus failing when units under homogeneous conditions do not exist or cannot be identified. More recent research has turned to domain adaptation to address distribution mismatch between units or between different operating conditions within the same unit [30, 8], a topic discussed in section 2.3.

2.3. Domain Adaptation Applied to Fault Detection

Domain adaptation (DA), a subfield of transfer learning, aims to align the distributions of source and target domains to mitigate domain shift [31, 32]. DA has been widely applied in PHM, with both discrepancy-based methods [33, 34] and adversarial-based methods [35, 36, 6], demonstrating promising performance for cross-domain scenarios where operational conditions differ between training and deployment environments.

However, most existing DA techniques rely on strong assumptions. They typically presume that abundant source and target samples are available to capture the underlying data distributions, an assumption that rarely holds in industrial settings, particularly for newly installed systems where only limited data can be collected, impeding timely condition monitoring [35]. Access to source data may also be restricted due to privacy or proprietary concerns, making unsupervised domain adaptation unfeasible [1].

Methods such as the one proposed in [35] adopt a one-class classification approach to address the challenge of limited data samples. However, they are generally designed for adaptation to one or more discrete, static target domains. In reality, industrial systems often operate under continuously

evolving conditions due to environmental fluctuations, component aging, and ongoing system upgrades, leading to non-stationary distributions that static DA models cannot adequately address [37]. As a result, domain adaptation strategies tailored for discrete or static domains are ill-suited to dynamic industrial environments, where continuous, on-the-fly adaptation to domain shifts is required.

Test-time adaptation (TTA) has emerged as a promising approach to address the aforementioned limitations. TTA methods adapt pre-trained models during inference by leveraging only the distribution of the current test batch distribution [38, 39]. By dynamically updating model statistics or minimizing prediction entropy at inference, TTA enables real-time adaptation to distribution shifts, making it particularly attractive for PHM applications in environments with continuously evolving operating conditions [40].

While TTA offers significant potential for adapting to dynamic changes, it has limitations in its application to fault detection. Although TTA requires only unlabeled target data at test time, most existing TTA approaches rely on labeled source data for pretraining the model. Additionally, they require continued access to labeled source data during adaptation as a regularization to prevent overfitting caused by aligning to the test distribution without supervision. In the context of unsupervised fault detection, where faults are identified based on deviations from normal behavior, applying TTA to incoming batches with unknown labels can inadvertently lead the model to adapt to, and thus incorporate, potentially faulty data within this batch as if it were normal. This may mask anomalies as in-distribution data, ultimately

diminishing the model’s ability to detect faults through predicted residuals.

To conclude, achieving robust early-stage fault detection in PHM presents several critical challenges. First, labeled fault data are often scarce or entirely unavailable in both source and target domains. Second, early-stage target data are typically limited and may not be representative of the full range of the system’s operating conditions. Third, industrial systems operate in continuously evolving environments, leading to non-trivial distribution shifts that static domain adaptation methods struggle to address.

Existing methods tend to address isolated aspects of these challenges, but rarely in combination. Fleet-based approaches enable newly deployed units to leverage fleet-wide knowledge, but often fail to adapt to the significant variability of operating conditions within the fleet itself. While DA methods have gained traction, most cannot handle continuous domain shifts and depend on access to sufficiently representative source and target data. Moreover, TTA in the context of unsupervised detection risks model overfitting due to the absence of supervised faulty data. To the best of our knowledge, there is currently no approach that enables unsupervised fault detection under dynamically changing, data-scarce environments.

3. Preliminaries

3.1. Problem Definition

The primary motivation for this research is to enable the transfer of operating experience across systems within a fleet – specifically, from systems with abundant monitoring data to other systems operating with the adaptation ability to evolving operating conditions. A key challenge addressed in

this work is complete absence of labeled fault data in both the source and target domains. We assume that only healthy operating data is available and that neither the source nor target systems have experienced any faults during the training period. Additionally, we focus on target systems that are newly taken into operation, where only a limited number of observations can be collected for training. Moreover, the data distribution for these systems can evolve continuously due to changes in operating conditions and environmental factors. The objective is to adapt a prediction model trained on the original system so that it can provide accurate predictions for new systems and fleets, even when only a small amount of training data is available. Given:

- abundant healthy training data from the source system: $X_s = [x_1^s, \dots, x_n^s]$, where s denotes the source domain and n denotes the number of data samples from the source domain, and
- limited observed normal data from the target domain: $X_t = [x_1^t, \dots, x_m^t]$, where t denotes the target domain and m denotes the number of available data samples from the target domain,

the goal here is to achieve robust fault detection in the target domain t .

The proposed method takes into account limited data availability and varying operating conditions, specifically addressing scenarios with:

- the absence of faulty training data in both domains,
- limited availability of target domain data for adaptation, and
- continuous distribution shifts that occur during inference as the system operates under changing conditions.

3.2. System Variables

In industrial systems, input data typically comprise a mixture of variables reflecting different aspects of system behavior. To effectively handle domain shifts while preserving anomaly detection performance, it is important to distinguish between variables that represents changes of operating conditions or responses of system operating states. Therefore, we define two groups within the input parameters: $X = [x, w]$. w denotes control variables, indicating variables that control system conditions. These variables are set by the operators or by the control system to optimize the performance under specified conditions. x represents sensor measurements, which are sensor signals monitoring system components and reflecting real-time system states. Here, we assume that changes in the distribution of control variables do not necessarily indicate an abnormal status but rather distinct operating conditions to which we should adapt.

3.3. Reconstruction-based Anomaly Detection Framework

We deploy the paradigm of reconstruction-based pipeline for unsupervised anomaly detection as depicted in Figure 1. This method assumes that a model trained exclusively on normal (healthy) data can learn to reconstruct typical system behavior and deviations from this behavior with large reconstruction errors can be interpreted as potential anomalies. We deploy an autoencoder (AE), denoted as f_θ , as our reconstruction model. It is trained exclusively on normal source data samples X_s to accurately model the normal data distribution with accurately predicted signal value \hat{X}_s . The training objective is to minimize the mean-squared error (MSE) between the original

data samples X_s , and their reconstructed counterparts \hat{X}_s :

$$loss_{MSE} = \frac{1}{n} \sum_1^n \left(X_s - \hat{X}_s \right)^2 \quad (1)$$

where n denotes the number of training samples. Thus, on the healthy source dataset, we expect a small residual value $\hat{r}_s = \hat{X}_s - X_s$. During testing, data samples generating large residuals are considered out-of-distribution and subsequently labeled as anomalies.

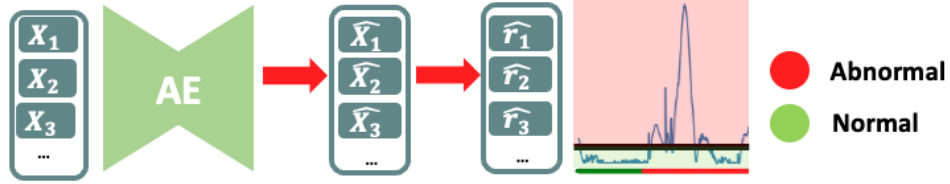


Figure 1: General pipeline of reconstruction-based unsupervised anomaly detection

4. Methodology

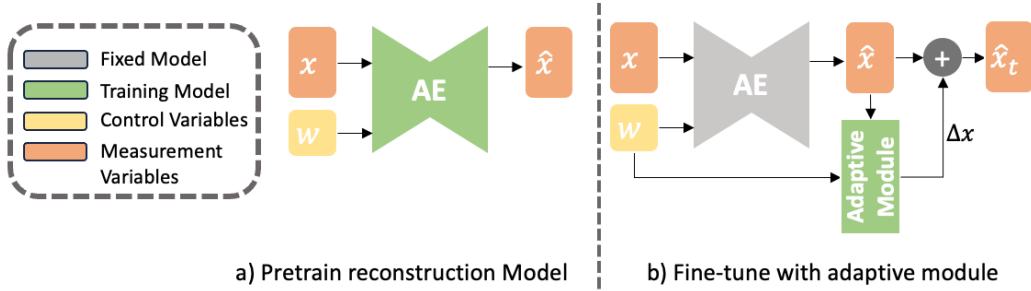


Figure 2: Test-time domain Adaptation for Robust fault Detection (TARD). a) We first pretrain the reconstruction-based anomaly detection model on the source dataset; b) For domain adaptive prediction, we add domain adaptive module and train it on the target training data.

4.1. Overview of TARD

To address the challenge of robust fault detection, we propose a novel framework: Test-time domain Adaptation for Robust fault Detection (TARD). TARD addresses three key challenges simultaneously: the absence of labeled fault data, limited data in the target domain, and continual adaptation to evolving operating conditions at inference time.

TARD consists of three core components: (1) a reconstruction-based anomaly detection model, (2) a test-time adaptation module, and (3) a scoring and decision mechanism.

Figure 2 provides a high-level illustration of the TARD framework. TARD builds upon a standard reconstruction-based anomaly detection pipeline. It first trains an autoencoder that learns the normal operational patterns from abundant healthy data in a source domain. To adapt to novel distributions, rather than modifying the reconstruction model directly, we introduce a test-time adaptation module which compensates for shifts in operating conditions by predicting corrections to the autoencoder’s output. A residual-based scoring is smoothed over a temporal window and compared against a statistical threshold to identify faults.

4.2. Test-time Domain Adaptation Anomaly Detection

The core of the TARD framework is its ability to adapt to changing operating conditions during inference. As discussed in Section 3.2, control variables w represent operational inputs that are manually or automatically adjusted during system operation. These variables indicate intentional changes in the system’s configuration and are not themselves indicators of abnormal behavior. Sensor measurements x , in contrast, reflect the real-time state of

the system and are the primary source for fault detection. Therefore, as shown in Figure 2(a), for the reconstruction-based anomaly detection model, control variables are included alongside sensor measurements as part of the input to the autoencoder while the output only consists of the sensor measurements x . By excluding control variables from the reconstruction target and subsequent anomaly scoring, the model reduces the likelihood of false alarms triggered by expected changes in operating conditions.

Based on the modified reconstruction framework introduced, we integrate an additional adaptive module, h_ϕ , for test-time domain adaptation to bridge the domain gap between the source and target domains. The decision to incorporate a separate adaptive module, h_ϕ , rather than embedding adaptive layers directly into the reconstruction model, stems from limitations observed in unsupervised anomaly detection. TTA methods, such as AdaBN, adapt to each batch during test time, inevitably fitting the distribution of abnormal data points. This impairs the model’s ability to distinguish between normal and abnormal samples. Instead, our adaptive module takes the predicted value and original controlled system variables as inputs. By excluding monitoring data signals from adaptation, this approach prevents overfitting to the potentially faulty data distribution, thereby preserving the model’s capability to accurately distinguish anomalies.

During the adaptation phase, the pre-trained autoencoder f_θ is frozen, and the adaptive module h_ϕ is trained on a few target data samples to predict Δx , aimed at compensating for the large prediction errors due to the domain gap between source and target data. This adaptive module exclusively processes the control variables w as its input. To address continuous

domain shifts during test time, an AdaBN layer is incorporated into the adaptive module. This layer updates its mean and variance based on batch statistics during test time. The predicted δx is then added to the original prediction made by f_θ to compensate for inaccurate predictions caused by operating condition domain shift.

4.3. Scoring and Fault Detection

During test time, we compute the fault label $y \in [0, 1]$ based on the reconstruction result. 0 denotes a healthy sample while 1 indicates a faulty sample. Given the i_{th} data sample $X_i = [x_i^1, \dots, x_i^k]$, we compute its relative residual:

$$r_i = \frac{|\hat{X}_i - X_i|}{\bar{X}_{t_training}} \quad (2)$$

given its predicted reconstruction result \hat{X}_i . k indicates the input dimension. $\bar{X}_{t_training}$ represents the mean value of target data samples for training (including validation data), which helps scale the residual values. The anomaly score s_i is calculated by integrating the scaled residual values across all sensors:

$$s_i = \frac{1}{k} \sum_{j=1}^k r_i^j + \max \sum_{j=1}^k r_i^j \quad (3)$$

To avoid false detection by outliers with extremely large residuals, the computed anomaly score is smoothed within a defined window length l :

$$s_{i_smooth} = \min \sum_{q=0}^{l-1} s_{i+q} \quad (4)$$

Faults are then detected based on s_{i_smooth} , using a threshold determined via statistical analysis of the healthy validation set. We identify the data

sample X_i as an anomaly if:

$$s_{i_smooth} > \alpha * \bar{r}_{t_training} \quad (5)$$

where α is set empirically with a trade-off between the reduction of false alarms and sensitivity to faults.

5. Case Studies

We evaluate our proposed method on two multiphase flow facility datasets, highlighting its effectiveness in achieving early fault detection and minimizing false positive alarm rates. We first present the implementation details common to both studies. Following this, we introduce each case study and the corresponding experimental results.

5.1. Implementation details

Architecture The autoencoder f_θ architecture consists of two parts: an encoder f_e and a decoder f_d . f_e comprises three fully-connected layers each followed by a batch normalization layer and a ReLU activation function, which consecutively map the original signal input to feature dimensions of 50, 50, and 10. f_d follows a similar architecture but without batch normalization layers, decoding the latent representation from 10 to 50, 50, and then back to the original signal dimension.

The adaptive module h_θ is a simple network composed of two fully connected layers that map the group of control variables from its original feature dimension to 10, and then back to its original dimension; the first is followed by a batch normalization layer and ReLU activation, while the second is followed by ReLU activation only.

Baselines We evaluate the performance of our proposed method against two established domain adaptation techniques: Adaptive Batch Normalization (AdaBN) [41] and Maximum Mean Discrepancy (MMD) [42]. Both methods are unsupervised and do not require labels in the source or target domains, making them suitable for comparison with our approach. For MMD, we align the feature distributions of the source and target domains by minimizing the discrepancy during training, using the same target domain data as in our proposed approach. Methods such as Domain-Adversarial Neural Networks (DANN) [43], which require labeled source data during adaptation, are not included in our evaluation, as they operate under different assumptions and are therefore not directly comparable. Additionally, we include a baseline model trained exclusively on source domain data without any adaptation, serving as a reference to quantify the improvement achieved by domain adaptation strategies.

Evaluation metrics Model performance is evaluated using three standard metrics: accuracy, F1 score, and area under the ROC curve (AUC). Accuracy measures the proportion of correct predictions among all samples, offering a general sense of performance. However, in cases of class imbalance, in our case the imbalance between normal and faulty samples, it may not fully reflect model effectiveness. In addition, we evaluate the F1 score, which combines precision and recall into a single metric by computing their harmonic mean, providing a balanced view of the model’s ability to correctly identify positive cases while minimizing false positives and false negatives. AUC measures the area under the Receiver Operating Characteristic curve, which plots the true positive rate against the false positive rate at various thresholds. It reflects

the model’s ability to distinguish between classes across different decision boundaries and is particularly useful for assessing classifier performance in imbalanced or uncertain environments.

5.2. Case study 1: Cranfield three-phase flow facility

Dataset The Three-Phase Flow Facility at Cranfield University is designed to provide a controlled and measurable flow of water, oil, and air within a pressurized system [44]. Table 1 shows the monitored process variables. For model training, three datasets (T1, T2, and T3) were collected under normal operating conditions, with varying air and water flow rates to ensure data diversity. In addition to the normal operation datasets, data were collected under faulty conditions, where six distinct faults were intentionally introduced to the system. These faults were selected to simulate real-world malfunctions. The faults were introduced after a period of stable normal operation for the investigation of changes in health indicators. Whenever feasible, the faults were applied gradually, allowing observation of how increasing fault severity impacted the system behavior. Once the fault reached a predefined severity level, it was removed, and the system was returned to normal operating conditions.

Table 2 summarizes the fault cases introduced in the Three-Phase Flow Facility, providing details on the operation condition, fault duration, and the start and end times for each injected fault. Six fault types were included: air line blockage, water line blockage, top separator input blockage, open direct bypass, slugging conditions, and pressurization of the 2” line. In all cases, faults were introduced within defined time windows while the system operated under either steady or changing conditions. The duration and timing

of each fault event varied across the datasets. For the slugging conditions, faults were injected multiple times within a single sub-dataset.

Location	Measured Magnitude	Unit	
Control variables	FT305	Flow rate input air	Sm^3/s
	FT104	Flow rate input water	kg/s
Measurement variables	PT312	Air delivery pressure	MPa
	PT401	Pressure in the bottom of the riser	MPa
	PT408	Pressure in top of the riser	MPa
	PT403	Pressure in top separator	MPa
	PT501	Pressure in 3 phase separator	MPa
	PT408	Diff. pressure (PT401-PT408)	MPa
	PT403	Differential pressure over VC404	MPa
	FT407	Flow rate top riser	kg/s
	LI405	Level top separator	m
	FT406	Flow rate top separator output	kg/s
	FT407	Density top riser	kg/m^3
	FT406	Density top separator output	kg/m^3
	FT104	Density water input	kg/m^3
	FT407	Temperature top riser	$^{\circ}\text{C}$
	FT406	Temperature top separator output	$^{\circ}\text{C}$
	FT104	Temperature water input	$^{\circ}\text{C}$
	LI504	Level gas-liquid 3 phase separator	%
	VC501	Position of valve VC501	%
	VC302	Position of valve VC302	%
	VC101	Position of valve VC101	%
	PO1	Water pump current	A
	PT417	Pressure in mixture zone 2" line	MPa

Table 1: Cranfield three-phase flow facility dataset variables

Fault case	Operation condition	Duration	Fault start (s)	Fault end (s)
Air line blockage	changing	5811	1566	5181
	steady	4467	657	3777
	steady	4321	691	3691
Water line blockage	changing	9192	2244	6616
	steady	3496	476	2656
	steady	3421	331	2467
Top separator input blockage	changing	9090	1136	8352
	steady	6272	333	5871
	steady	10764	596	9566
Open direct bypass	changing	7208	953	6294
	steady	4451	851	3851
	steady	3661	241	3241
Slugging conditions	changing	2541	686	1772
			1772	2253
	changing	10608	1633	2955
			7031	7553
Pressurization of the 2" line	changing	2800	1723	2800
	changing	4830	1037	4830

Table 2: Summary of introduced faults of cranfield three-phase flow facility dataset

Implementation details Our objective is to enable robust fault detection with limited data availability. A source model is first pretrained with abundant source data, and then adapted to target operation conditions that have limited collected data samples. In the Cranfield case study, the training dataset (T1, T2 and T3) collected under varying normal operating conditions is selected as the source domain. Each faulty case study is treated as a separate target domain, where only a limited number of training samples are available. Specifically, for each fault case, we use 2500 normal samples for training and evaluate the model on the remaining data. During testing, the training data from each target domain is utilized to compute the anomaly detection threshold $\bar{r}_{ttraining}$. The detection sensitivity parameter is set to $\alpha = 1.0$ for all case studies in this experiment.

Fault detection result Table 3 summarizes the fault detection performance across six fault cases, comparing our proposed TARD method with the baseline, AdaBN, and MMD adaptation methods. Overall, the proposed TARD method consistently outperforms the other methods across different faulty cases, highlighting its effectiveness and robustness in fault detection, particularly under limited training data conditions. In challenging fault cases, such as airline blockage and open direct bypass, where both the baseline and other adaptation methods perform relatively poorly (F1 scores around or below 0.56), TARD achieves notable improvements, reaching F1 scores of 0.70 and 0.69, respectively. These results indicate that TARD is more robust in detecting subtle or less distinguishable fault patterns. In fault cases which are relatively easy to detect, such as slugging conditions and pressurization of the 2" line, most methods already achieve high performance, while TARD still maintains the highest or comparable metrics, with F1 scores of 0.92 and 1.00, showing consistent improvement across various adaptation scenarios.

Fault Case	Baseline			AdaBN			MMD			TARD (ours)		
	Acc	F1	AUC	Acc	F1	AUC	Acc	F1	AUC	Acc	F1	AUC
Air line blockage	0.50	0.43	0.61	0.52	0.43	0.61	0.53	0.47	0.64	0.62	0.70	0.61
Water line blockage	0.63	0.67	0.63	0.60	0.62	0.60	0.66	0.69	0.66	0.68	0.76	0.67
Top sep. input blockage	0.55	0.63	0.73	0.57	0.65	0.74	0.56	0.64	0.73	0.72	0.79	0.83
Open direct bypass	0.51	0.53	0.65	0.56	0.60	0.66	0.53	0.56	0.66	0.62	0.69	0.67
Slugging conditions	0.83	0.85	0.86	0.88	0.88	0.89	0.90	0.89	0.90	0.93	0.92	0.93
Pressurization of 2" line	0.93	0.94	0.95	0.98	0.98	0.97	1.00	1.00	1.00	1.00	1.00	1.00

Table 3: Cranfield three-phase flow facility dataset fault detection results for different domain adaptation methods. Metrics shown are Accuracy, F1-score, and AUC.

To further investigate the detection performance, we present a visualiza-

tion of the top separator input blockage fault case, illustrating the reconstruction residuals alongside the anomaly detection thresholds in Figure 3. As shown in the figure, both the baseline and AdaBN methods exhibit difficulty in adapting to the evolving operating conditions, resulting in delayed anomaly detection and missed early fault indications. The MMD method shows signs of overfitting to the limited target domain samples during the adaptation process, leading to false negatives and reduced robustness. In contrast, our proposed method effectively adapts to the gradual operational changes from an early stage, maintaining stable residuals and enabling early and accurate detection of anomalies. This case study shows the robustness of the proposed approach in handling complex and gradually developing fault patterns, where both insufficient adaptation and overfitting can compromise detection reliability.

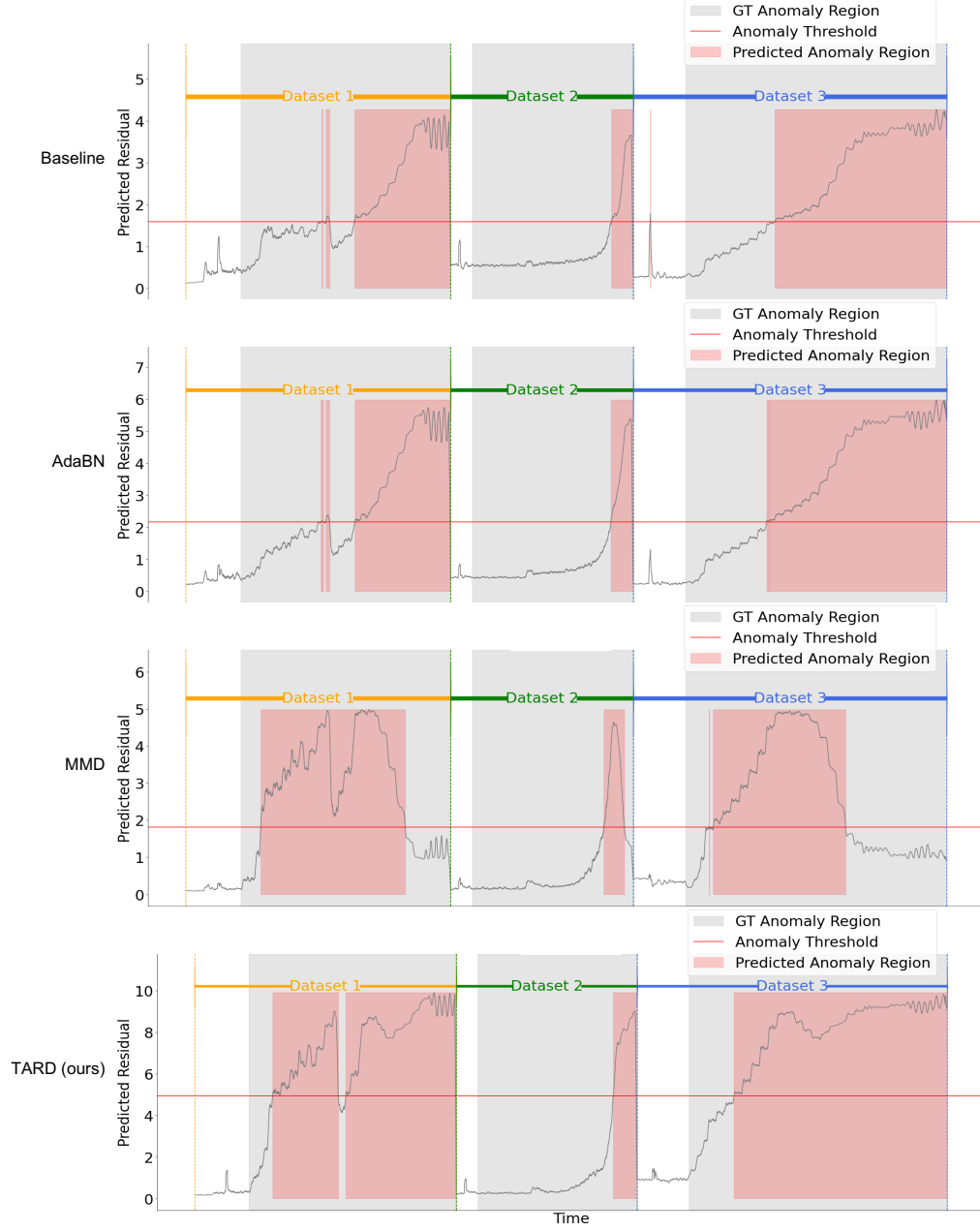


Figure 3: Anomaly detection residuals for the Cranfield Top separator input blockage case. The gray regions indicate the reported fault periods for each dataset subset and the red regions indicate the predicted anomaly region. The red line denotes the computed anomaly detection threshold $\alpha * \bar{r}_{t_training}$.

Ablation study on Cranfield Top sep. input blockage case

We present the fault detection results of Cranfield Top sep. input blockage case under different operating conditions in Table 4. As observed, TARD achieves comparable or superior performance in both steady and changing conditions. In contrast, MMD tends to overfit to steady-state data, which diminishes its fault detection capability under varying conditions. TARD, on the other hand, demonstrates a consistently stable performance. Notably, TARD brings the most significant improvements under changing operating conditions — a particularly challenging scenario that remains insufficiently addressed by existing unsupervised adaptation methods such as MMD. Although AdaBN is a test-time adaptation method, it fails to yield performance improvements in this case study due to its sensitivity and inadaptability to abrupt changes in dynamic environments with rapid changes.

Operating conditions	Baseline			AdaBN			MMD			TARD (ours)		
	Acc	F1	AUC	Acc	F1	AUC	Acc	F1	AUC	Acc	F1	AUC
Changing	0.58	0.64	0.74	0.58	0.64	0.74	0.73	0.79	0.83	0.81	0.86	0.88
Steady	0.28	0.32	0.56	0.30	0.35	0.61	0.34	0.41	0.63	0.30	0.34	0.60
Steady	0.63	0.71	0.78	0.66	0.74	0.79	0.56	0.64	0.73	0.80	0.86	0.89

Table 4: Cranfield Top sep. input blockage case fault detection results for different domain adaptation methods. Metrics shown are Accuracy, F1-score, and AUC.

5.3. Case study 2: PRONTO heterogeneous benchmark

Dataset The Pronto heterogeneous benchmark dataset is an industrial-scale multiphase flow facility for the investigation of the dynamics and control of multiphase flows. Table 5 shows the monitored process variables. A total of 20 distinct operating conditions are covered in the dataset, characterized

by various combinations of air and water flow rates. In addition to normal operation, the dataset incorporates three types of manually induced faults, including air leakage, air blockage, and diverted flow. Air leakage involves a gradual loss of air supply, leading to cyclic flow behavior and eventually a transition to a liquid-only regime. Air blockage restricts the air supply without reducing system pressure, resulting in milder forms of slugging. Diverted flow reroutes the flow, altering the regime, particularly at the riser section. Each fault type is applied at two different operating points, with the severity adjusted incrementally. Each of these faults was introduced at two different operating points by incrementally adjusting valve openings, allowing the fault severity to be progressively varied. The dataset includes precise timestamps, process variable measurements, and supplementary data such as alarm logs, high-frequency sensor readings, and visual recordings, all aligned with the induced faults. For comprehensive fault descriptions, please refer to [45].

Location	Measured Magnitude	Unit	
Control variables	FT305/302	Input air flow rate	$\text{Sm}^3 \text{ h}^{-1}$
	FT102/104	Input water flow rate	kg s^{-1}
	FT305-T	Input air temperature	$^{\circ}\text{C}$
	FT102-T	Input water temperature	$^{\circ}\text{C}$
Measurement variables	PT312	Air delivery pressure	bar(g)
	FT102-D	Input water density	kg m^{-3}
	PT417	Pressure in the mixing zone	bar(g)
	PT408	Pressure at the riser top	bar(g)
	PT403	Pressure in the 2-phase separator	bar(g)
	FT404	2-phase separator output air flow rate	$\text{m}^3 \text{ h}^{-1}$
	FT406	2-phase separator output water flow rate	kg s^{-1}
	PT501	Pressure in the 3-phase separator	bar(g)
	PIC501	Air outlet valve 3-phase separator	%
	LI502	Water level 3-phase separator	%
	LI503	Water coalescer level	%
	LVC502	Water coalescer outlet valve	%
	LI101	Water tank level	m

Table 5: PRONTO heterogeneous benchmark dataset variables

Implementation details In the PRONTO case study, the initial 3000 samples collected under normal operating conditions are used as the source domain for pretraining. Additionally, 500 samples from the target domain are used for adaptation training. For each fault case, the model is evaluated using the remaining normal operating data combined with the corresponding faulty data to perform fault detection testing. During the testing phase, the adaptation training data is also used to compute the anomaly detection threshold $\bar{r}_{t_{\text{training}}}$. The detection sensitivity parameter is set to $\alpha = 1.0$ for all case studies in this experiment.

Fault detection result Table 6 presents the fault detection performance on the PRONTO heterogeneous benchmark dataset. Across all three fault cases—air leakage, air blockage, and diverted flow—TARD consistently achieves the highest F1-scores and AUC values, demonstrating its robustness and gen-

eralization across heterogeneous domains.

For air leakage, a relatively subtle fault, TARD achieves an F1 score of 0.76, significantly outperforming the baseline (0.62), AdaBN (0.36), and MMD (0.51). In the air blockage case, which is less challenging given its more obvious faulty signal pattern, all methods perform well, while TARD maintains competitive performance, reaching an F1 score of 0.94 and an AUC of 0.98, slightly improving upon other methods.

For the diverted flow scenario, which poses significant challenges due to its subtle and variable patterns, TARD achieves an F1 score of 0.69 and an AUC of 0.78, markedly outperforming the baseline (F1 0.11, AUC 0.50) and the adaptation methods AdaBN and MMD (both F1 0.51, AUC 0.62 and 0.60, respectively). These results highlight TARD’s ability to handle difficult fault patterns where conventional approaches struggle to maintain reliable detection performance.

Fault Case	Baseline			AdaBN			MMD			TARD (ours)		
	Acc	F1	AUC	Acc	F1	AUC	Acc	F1	AUC	Acc	F1	AUC
Air leakage	0.81	0.62	0.78	0.81	0.36	0.63	0.74	0.51	0.74	0.87	0.76	0.92
Air blockage	0.97	0.93	0.96	0.94	0.88	0.96	0.99	0.96	0.97	0.98	0.94	0.98
Diverted flow	0.67	0.11	0.50	0.66	0.51	0.62	0.65	0.51	0.60	0.72	0.69	0.78

Table 6: PRONTO heterogeneous benchmark dataset fault detection results for different domain adaptation methods. Metrics shown are Accuracy, F1-score, and AUC.

6. Conclusions

In this paper, we propose TARD, an effective continuous test-time domain adaptation approach for efficient and robust fault detection under evolving

operating conditions in complex industrial systems. Unlike conventional fault detection models that rely heavily on large-scale labeled datasets or assume static environments, TARD is able to adapt to novel domain shifts in real time under real-world constraints—specifically, the absence of labeled faulty data and the limited availability of normal samples. This makes TARD highly align with the practical needs of real-world industrial systems: the scarcity of comprehensive, labeled data and the prohibitive cost of frequent re-training under non-stationary system behavior.

TARD leverages a lightweight adaptation module that continuously adapts during inference, allowing it to respond to gradual or abrupt domain shifts. Through extensive experimentation in comparison with two other representative domain adaptation methods, we demonstrate that TARD not only achieves early fault detection but also maintains a low false alarm rate under significant domain shifts, including variations between different stations and temporal drifts in system behavior.

Despite its strong performance, we see potential directions for improvements in the current method. First, our adaptive module uniformly adapts to all the incoming batches without quantifying the extent of the domain shifts. We hypothesize that the performance could be enhanced by re-training this module once a significant domain shift is detected. Second, the thresholding parameter α , which determines the sensitivity of fault detection, is currently set manually based on empirical experience. An automatic adjustment of this parameter, taking into account both distribution shifts and operational requirements, could optimize the trade-off between minimizing false alarms and attaining prompt fault detection.

In conclusion, TARD demonstrates that continuous test-time adaptation is not only feasible but also highly effective for real-world fault detection tasks under non-stationary conditions. By addressing key limitations in future work, TARD could evolve into a general-purpose solution for intelligent fault monitoring across a wide range of industrial systems.

Acknowledgment of AI Assistance in Manuscript Preparation

During the preparation of this work, the authors used ChatGPT to assist with refining and correcting the text. After using this tool, the authors carefully reviewed and edited the content as needed and take full responsibility for the content of this publication.

Acknowledgment of project funding

This research was funded by the Innosuisse-Swiss Innovation Agency under project 100.574 IP-ICT - Scalable pump fleet knowledge transfer (FLEET). We thank the Innosuisse-Swiss Innovation Agency for their support for this research and paper.

References

- [1] Olga Fink, Qin Wang, Markus Svensen, Pierre Dersin, Wan-Jui Lee, and Melanie Ducoffe. Potential, challenges and future directions for deep learning in prognostics and health management applications. *Engineering Applications of Artificial Intelligence*, 92:103678, 2020.

- [2] Zhaoyi Xu and Joseph Homer Saleh. Machine learning for reliability engineering and safety applications: Review of current status and future opportunities. *Reliability Engineering & System Safety*, 211:107530, 2021.
- [3] Yang Hu, Xuewen Miao, Yong Si, Ershun Pan, and Enrico Zio. Prognostics and health management: A review from the perspectives of design, development and decision. *Reliability Engineering & System Safety*, 217:108063, 2022.
- [4] Katharina Rombach, Gabriel Michau, and Olga Fink. Contrastive learning for fault detection and diagnostics in the context of changing operating conditions and novel fault types. *Sensors*, 21(10):3550, 2021.
- [5] Katharina Rombach, Gabriel Michau, and Olga Fink. Controlled generation of unseen faults for partial and open-partial domain adaptation. *Reliability Engineering & System Safety*, 230:108857, 2023.
- [6] Ismail Nejjar, Fabian Geissmann, Mengjie Zhao, Cees Taal, and Olga Fink. Domain adaptation via alignment of operation profile for remaining useful lifetime prediction. *Reliability Engineering & System Safety*, 242:109718, 2024.
- [7] Gabriel Michau and Olga Fink. Domain adaptation for one-class classification: Monitoring the health of critical systems under limited information. *International Journal of Prognostics and Health Management*, 10(4), 2019.

- [8] Peng Yan, Ahmed Abdulkadir, Paul-Philipp Luley, Matthias Rosenthal, Gerrit A Schatte, Benjamin F Grewe, and Thilo Stadelmann. A comprehensive survey of deep transfer learning for anomaly detection in industrial time series: Methods, applications, and directions. *IEEE Access*, 2024.
- [9] Enrico Zio. Prognostics and health management (phm): Where are we and where do we (need to) go in theory and practice. *Reliability Engineering & System Safety*, 218:108119, 2022.
- [10] Hemanth Venkateswara, Jose Eusebio, Shayok Chakraborty, and Sethuraman Panchanathan. Deep hashing network for unsupervised domain adaptation. In *Proceedings of the IEEE conference on computer vision and pattern recognition*, pages 5018–5027, 2017.
- [11] Z Wang, Z Gao, and SX Ding. A survey of model-based fault detection and diagnosis methods. *Acta Autom. Sin.*, 38:823–839, 2012.
- [12] William Nelson and Christopher Dieckert. Machine learning-based automated fault detection and diagnostics in building systems. *Energies*, 17(2):529, 2024.
- [13] Lukas Ruff, Jacob R Kauffmann, Robert A Vandermeulen, Grégoire Montavon, Wojciech Samek, Marius Kloft, Thomas G Dietterich, and Klaus-Robert Müller. A unifying review of deep and shallow anomaly detection. *Proceedings of the IEEE*, 109(5):756–795, 2021.
- [14] Christopher M Bishop. Novelty detection and neural network validation. In *ICANN’93: Proceedings of the International Conference on Artificial*

Neural Networks Amsterdam, The Netherlands 13–16 September 1993 3, pages 789–794. Springer, 1993.

- [15] Shuangfei Zhai, Yu Cheng, Weining Lu, and Zhongfei Zhang. Deep structured energy based models for anomaly detection. In *International conference on machine learning*, pages 1100–1109. PMLR, 2016.
- [16] Gabriel Michau and Olga Fink. Domain adaptation for one-class classification: Monitoring the health of critical systems under limited information. *International Journal of Prognostics and Health Management*, 10(4), December 2019.
- [17] Weicheng Wang, Jinglong Chen, Tianci Zhang, Zijun Liu, Jun Wang, Xinwei Zhang, and Shuilong He. An asymmetrical graph siamese network for one-class anomaly detection of engine equipment with multi-source fusion. *Reliability Engineering & System Safety*, 235:109258, 2023.
- [18] Jiahui He, Zhijun Cheng, and Bo Guo. Anomaly detection in telemetry data using a jointly optimal one-class support vector machine with dictionary learning. *Reliability Engineering & System Safety*, 242:109717, 2024.
- [19] Jianlin Wang, Kepeng Qiu, Weimin Liu, Tao Yu, and Liqiang Zhao. Unsupervised-multiscale-sequential-partitioning and multiple-svdd-model-based process-monitoring method for multiphase batch processes. *Industrial & Engineering Chemistry Research*, 57(51):17437–17451, 2018.

- [20] Zheng Zhang and Xiaogang Deng. Anomaly detection using improved deep svdd model with data structure preservation. *Pattern Recognition Letters*, 148:1–6, 2021.
- [21] Kwei-Herng Lai, Lan Wang, Huiyuan Chen, Kaixiong Zhou, Fei Wang, Hao Yang, and Xia Hu. Context-aware domain adaptation for time series anomaly detection. In *Proceedings of the 2023 SIAM International Conference on Data Mining (SDM)*, pages 676–684. SIAM, 2023.
- [22] Zhengwei Hu, Haitao Zhao, and Jingchao Peng. Low-rank reconstruction-based autoencoder for robust fault detection. *Control Engineering Practice*, 123:105156, 2022.
- [23] Gabriel Michau, Thomas Palmé, and Olga Fink. Fleet phm for critical systems: bi-level deep learning approach for fault detection. In *Proceedings of the European Conference of the PHM Society 2018*, volume 4, page 403. PHM Society, 2018.
- [24] Chao Jin, Dragan Djurdjanovic, Hossein D Ardakani, Keren Wang, Matthew Buzza, Behrad Begheri, Patrick Brown, and Jay Lee. A comprehensive framework of factory-to-factory dynamic fleet-level prognostics and operation management for geographically distributed assets. In *2015 ieee international conference on automation science and engineering (case)*, pages 225–230. IEEE, 2015.
- [25] Giacomo Leone, Loredana Cristaldi, and Simone Turrin. A data-driven prognostic approach based on statistical similarity: An application to industrial circuit breakers. *Measurement*, 108:163–170, 2017.

- [26] Chao Zhao, Enrico Zio, and Weiming Shen. Domain generalization for cross-domain fault diagnosis: An application-oriented perspective and a benchmark study. *Reliability Engineering & System Safety*, 245:109964, 2024.
- [27] Giacomo Leone, Loredana Cristaldi, and Simone Turrin. A data-driven prognostic approach based on sub-fleet knowledge extraction. In *14th IMEKO TC10 Workshop on Technical Diagnostics: New Perspectives in Measurements, Tools and Techniques for Systems Reliability, Maintainability and Safety*, pages 417–422, 2016.
- [28] Lili Liu, Estee Tan, Yongda Zhen, Xi Jiang Yin, and Zhi Qiang Cai. Ai-facilitated coating corrosion assessment system for productivity enhancement. In *2018 13th IEEE Conference on Industrial Electronics and Applications (ICIEA)*, pages 606–610. IEEE, 2018.
- [29] Kamyar Azar, Zohreh Hajiakhondi-Meybodi, and Farnoosh Naderkhani. Semi-supervised clustering-based method for fault diagnosis and prognosis: A case study. *Reliability Engineering & System Safety*, 222:108405, 2022.
- [30] Gabriel Michau and Olga Fink. Unsupervised fault detection in varying operating conditions. In *2019 IEEE International Conference on Prognostics and Health Management (ICPHM)*, pages 1–10. IEEE, 2019.
- [31] Sinno Jialin Pan and Qiang Yang. A survey on transfer learning. *IEEE Transactions on knowledge and data engineering*, 2010.

- [32] Mei Wang and Weihong Deng. Deep visual domain adaptation: A survey. *Neurocomputing*, 2018.
- [33] Jiyang Zhang, Jianxiao Zou, Zhiheng Su, Jianxiong Tang, Yuhao Kang, Hongbing Xu, Zhiliang Liu, and Shicai Fan. A class-aware supervised contrastive learning framework for imbalanced fault diagnosis. *Knowledge-Based Systems*, 252:109437, 2022.
- [34] Quan Qian, Yi Wang, Taisheng Zhang, and Yi Qin. Maximum mean square discrepancy: A new discrepancy representation metric for mechanical fault transfer diagnosis. *Knowledge-Based Systems*, 276:110748, 2023.
- [35] Gabriel Michau and Olga Fink. Unsupervised transfer learning for anomaly detection: Application to complementary operating condition transfer. *Knowledge-Based Systems*, 216:106816, 2021.
- [36] Quan Qian, Yi Qin, Jun Luo, Yi Wang, and Fei Wu. Deep discriminative transfer learning network for cross-machine fault diagnosis. *Mechanical Systems and Signal Processing*, 186:109884, 2023.
- [37] Qin Wang, Olga Fink, Luc Van Gool, and Dengxin Dai. Continual test-time domain adaptation. In *Proceedings of the IEEE/CVF Conference on Computer Vision and Pattern Recognition*, pages 7201–7211, 2022.
- [38] Dequan Wang, Evan Shelhamer, Shaoteng Liu, Bruno Olshausen, and Trevor Darrell. Tent: Fully test-time adaptation by entropy minimization. In *International Conference on Learning Representations*, 2021.

- [39] Jian Liang, Dapeng Hu, and Jiashi Feng. Do we really need to access the source data? source hypothesis transfer for unsupervised domain adaptation. In *International conference on machine learning*, pages 6028–6039. PMLR, 2020.
- [40] Qin Wang, Gabriel Michau, and Olga Fink. Domain adaptive transfer learning for fault diagnosis. In *2019 Prognostics and System Health Management Conference (PHM-Paris)*, pages 279–285. IEEE, 2019.
- [41] Enze Li, Hao Wang, and Yu Qiao. Adaptive batch normalization for practical domain adaptation. *Pattern Recognition Letters*, 136:95–102, 2020.
- [42] Mingsheng Long, Yue Cao, Jianmin Wang, and Michael I Jordan. Learning transferable features with deep adaptation networks. In *International conference on machine learning*, pages 97–105. PMLR, 2015.
- [43] Yaroslav Ganin and Victor Lempitsky. Domain-adversarial training of neural networks. In *JMLR*, 2016.
- [44] Cristobal Ruiz-Cárcel, Yi Cao, D Mba, Liyun Lao, and RT Samuel. Statistical process monitoring of a multiphase flow facility. *Control Engineering Practice*, 42:74–88, 2015.
- [45] Anna Stief, Ruomu Tan, Yi Cao, James R Ottewill, Nina F Thornhill, and Jerzy Baranowski. A heterogeneous benchmark dataset for data analytics: Multiphase flow facility case study. *Journal of Process Control*, 79:41–55, 2019.