

---

# AlgoTune: Can Language Models Speed Up General-Purpose Numerical Programs?

---

Ori Press<sup>1</sup> Brandon Amos<sup>3</sup> Haoyu Zhao<sup>2</sup> Yikai Wu<sup>2</sup> Samuel K. Ainsworth  
Dominik Krupke<sup>4</sup> Patrick Kidger<sup>5</sup> Touqir Sajed<sup>6</sup> Bartolomeo Stellato<sup>2</sup>  
Jisun Park<sup>2,7</sup> Nathanael Bosch<sup>1</sup> Eli Meril<sup>8</sup> Albert Steppi<sup>9</sup>  
Arman Zharmagambetov<sup>3</sup> Fangzhao Zhang<sup>10</sup> David Pérez-Piñero<sup>11</sup> Alberto Mercurio<sup>12</sup>  
Ni Zhan<sup>2</sup> Talor Abramovich<sup>8</sup> Kilian Lieret<sup>2</sup> Hanlin Zhang<sup>13</sup>  
Shirley Huang<sup>13</sup> Matthias Bethge<sup>1</sup> Ofir Press<sup>2</sup>

<sup>1</sup> Tübingen AI Center, University of Tübingen <sup>2</sup> Princeton University <sup>3</sup> Meta (FAIR)

<sup>4</sup> TU Braunschweig <sup>5</sup> Cradle Bio <sup>6</sup> LG Electronics Canada

<sup>7</sup> Seoul National University <sup>8</sup> Tel Aviv University <sup>9</sup> Quansight PBC

<sup>10</sup> Stanford University <sup>11</sup> Norwegian University of Science and Technology <sup>12</sup> EPFL <sup>13</sup> Harvard University

## Abstract

Despite progress in language model (LM) capabilities, evaluations have thus far focused on models’ performance on tasks that humans have previously solved, including in programming (Jimenez et al., 2024) and mathematics (Glazer et al., 2024). We therefore propose testing models’ ability to design and implement algorithms in an open-ended benchmark: We task LMs with writing code that efficiently solves computationally challenging problems in computer science, physics, and mathematics. Our AlgoTune benchmark consists of 154 coding tasks collected from domain experts and a framework for validating and timing LM-synthesized solution code, which is compared to reference implementations from popular open-source packages. In addition, we develop a baseline LM agent, AlgoTuner, and evaluate its performance across a suite of frontier models. AlgoTuner uses a simple, budgeted loop that edits code, compiles and runs it, profiles performance, verifies correctness on tests, and selects the fastest valid version. AlgoTuner achieves an average  $1.72\times$  speedup against our reference solvers, which use libraries such as SciPy, sk-learn and CVXPY. However, we find that current models fail to discover algorithmic innovations, instead preferring surface-level optimizations. We hope that AlgoTune catalyzes the development of LM agents exhibiting creative problem solving beyond state-of-the-art human performance.

## 1 Introduction

Language models have become increasingly capable at tasks in programming and mathematics (Liu et al., 2024; Anthropic, 2025a; Google DeepMind, 2025). But the research community has mostly focused on studying their ability to write simple standalone functions from scratch, as in HumanEval (Chen et al., 2021), MBPP (Austin et al., 2021), LiveCodeBench (Jain et al., 2024), and Aider Polyglot (Gauthier, 2024); or to fix bugs in existing software libraries, as in SWE-bench (Jimenez et al., 2024).

These benchmarks challenge AI systems with problems that have previously been solved by humans. For example, SWE-bench tasks consist of fixing historical bugs on GitHub, all of which have been fixed. HumanEval and the similar followups task LMs with reproducing human-written code based on given descriptions.

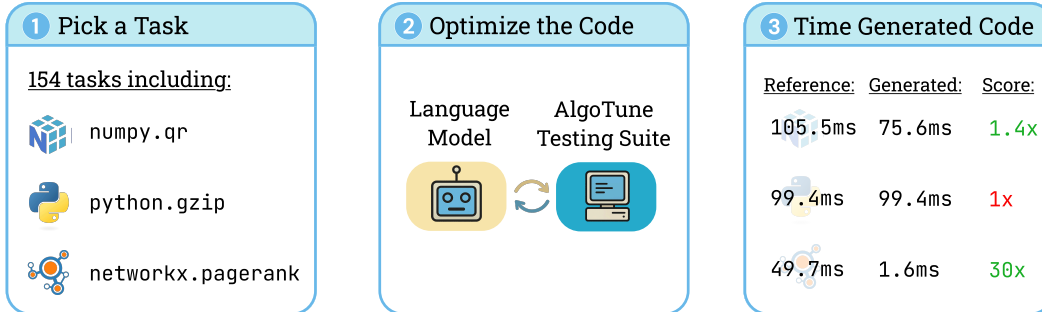


Figure 1: AlgoTune challenges LMs to optimize 154 numerical functions, including QR Decomposition, gzip Compression and PageRank. We score LMs based on how much faster their generated code is than reference solvers. For concrete examples, see §4.2.

But what if AI could go beyond what has already been done? What if AI systems could take optimized code from a popular Python library like Numpy (Harris et al., 2020), SciPy (Virtanen et al., 2020) or NetworkX (Hagberg et al., 2008) and make it ever faster?

To measure this, we introduce AlgoTune, a benchmark designed to assess the ability of LM systems to optimize the runtime of 154 functions in a wide variety of domains including Math (Cholesky factorization, Matrix exponential), Science (The FitzHugh–Nagumo ordinary differential equations, Heat Equation), Computer Science (SHA256 hashing, Graph Isomorphism, KD Tree Construction, gzip compression), and Machine Learning (Lasso regression, Kalman filters).

Existing code benchmarks contain tasks that have a binary outcome: the model either solves the task at hand – programming a specified function or fixing a bug – or it fails to do so. In AlgoTune, we score systems based on the speed of their synthesized code relative to a reference implementation, a metric with no absolute upper bound. We argue that AlgoTune narrows the gap between benchmark objectives and real-world goals: success on this benchmark could translate to tangible performance gains in widely used numerical libraries.

To improve the speed of a reference function, language models can utilize a variety of techniques, including implementing faster algorithms or rewriting the code in a lower-level language like C. Finding a faster algorithm may in some cases involve searching in the existing literature: one of our tasks uses SciPy’s `spatial.kd_tree`, which uses the algorithm from Maneewongvatana and Mount (1999), but more recent works such as Muja and Lowe (2014) have proposed faster algorithms. In other cases, optimizing the given reference algorithm might require the LM to discover a novel approach.

In addition to our benchmark, we propose an LM agent, AlgoTuner, that iteratively develops efficient code for AlgoTune tasks. To enable writing efficient code, we equip AlgoTuner with tools including Cython (Behnel et al., 2011) and Numba (Lam et al., 2015) (see Appendix D for the complete list). When running on o4-mini-high, AlgoTuner is able to optimize code for 59.7% of the AlgoTune tasks, yielding an AlgoTune score of 1.72x. As we show in §4, these speedups are minor surface-level optimizations. We did not observe AlgoTuner finding any novel algorithmic improvements across any of the LMs tested.

Our contributions are threefold: 1) a benchmark that challenges LMs to optimize 154 functions in a wide variety of domains, including functions from popular open-source repositories, 2) a test suite that allows for robustly testing and timing AI-synthesized code for correctness, and 3) the AlgoTuner agent that can iteratively attempt to optimize a given function using any frontier LM.

Concurrently, KernelBench (Ouyang et al., 2025) challenges LMs to develop CUDA GPU kernels, evaluated on their speed. They focus on narrow, specific PyTorch operations such as `Matmul_Add_Swish_Tanh_GELU_Hardtanh` or neural network blocks such as `EfficientNetB2`, whereas AlgoTune contains a range of numerical functions across a wide array of domains.

We hypothesize that further work in this direction may lead to a future in which LMs are used to autonomously write highly-optimized code, potentially via novel algorithmic discovery. Our software

makes this process simple: users enter a function of interest, write an input data generator and output verifier, and get back an optimized version of their code.

## 2 The AlgoTune Benchmark

This section defines the benchmark scope (domains, taxonomy, and design principles) (§2.1), explains task construction (generators, reference solvers, verifiers, and QA) (§2.2), and details the evaluation protocol (instance sizing, timing, metrics, splits, and budget) (§2.3). Together, these subsections specify how tasks are generated, how correctness and speedups are measured, and how results can be reproduced.

### 2.1 Benchmark Scope

The AlgoTune benchmark consists of 154 tasks, challenging AI systems to write performant code for a variety of numerical and scientific problems, such as Graph Coloring, Spectral Clustering, and the Wasserstein distance function. We score an AI system based on how much faster its generated implementations are relative to our reference implementations. Our reference implementations use functions from popular libraries such as NumPy (Harris et al., 2020), SciPy (Virtanen et al., 2020), and NetworkX (Hagberg et al., 2008).

AlgoTune’s test suite includes a *solution verifier* that runs an AI-generated implementation on a held-out test set of inputs to ensure correctness, and a *runtime profiler* that measures the wall-clock execution time of the code. The AI system’s score for each task is the multiple of how much faster the synthesized code is than the reference implementation on the test input set.

Where possible, our reference implementations are simply calls to functions from popular Python packages because 1) these repositories contain extensive test suites, increasing confidence in the reference implementation correctness and 2) their popularity makes it so that further optimizations to these functions may have a direct real-world impact.

**Data Contamination.** Most existing benchmarks consist of a test set of questions and answers, and if this set leaks into training data, it causes the resulting LM to perform well on the test set without extrapolating to novel, real-world queries (Dong et al., 2024). AlgoTune bypasses this issue by not having *answers*. Instead we rely on reference solvers that are already publicly known and which we also include in the prompt shown to agents solving AlgoTune tasks.

**Can functions in popular Python repositories be sped up?** NumPy (Harris et al., 2020), SciPy (Virtanen et al., 2020) and NetworkX (Hagberg et al., 2008) are three popular Python libraries we use for many reference solvers in AlgoTune. They contain highly efficient code that has been developed by thousands of contributors. Given this, it may seem unlikely that significant performance improvements are possible in these libraries. However, Appendix E presents a sample of merged pull requests from the past two years in the above repositories. The runtime benchmark results presented in those pull requests show performance improvements that range from 2.7x speedups, to over 600x speedups. Even in highly optimized libraries substantial performance headroom remains.

**Benchmark construction.** To build our benchmark, we recruited 21 contributors, both committers to the software packages used in AlgoTune, as well as academics who contributed tasks from their field of expertise. Contributors were asked to submit reference solvers, input data generators and solution verifiers. Each submitted task was then reviewed by two other contributors. The AlgoTune test set consists of 154 tasks in 13 categories (see Appendix A for the full list of tasks). This is comparable to previous benchmarks including HumanEval (Chen et al., 2021), Bamboogle (Press et al., 2022), and Plot2Code (Wu et al., 2024), which contain 164, 125, and 132 tasks respectively. Unlike previous benchmarks, where every task instance can either be solved or not, since every task in AlgoTune can always be further optimized, we believe that our 154 tasks provide a suitable environment to benchmark LMs. In addition, we provide a development set intended for use in agent prototyping. Our development set consists of 5 tasks.

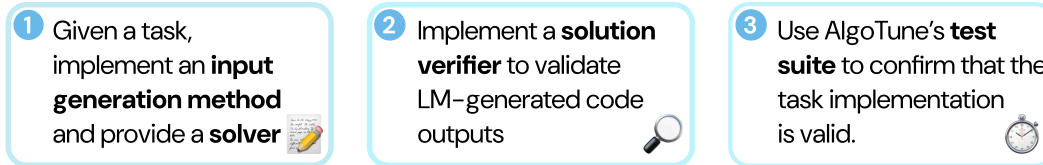


Figure 2: The task collection pipeline for AlgoTune. We define an input generation method and solver for each task, along with a solution verifier. Automatic tests are then executed to check the validity of the task’s implementation.

## 2.2 Task Implementation

Each task in the benchmark comprises of a text file with the task description and an example input/output pair. In addition, each task includes a Python class which implements the following three methods:

- `generate_problem(n, random_seed)`: The **input generator** produces a problem instance parameterized by the problem size  $n$  and a random seed. Generators are expected to produce problem instances that take longer to solve as  $n$  increases (as in Ziogas et al. (2021)). For example, in QR decomposition the matrix produced by `generate_problem` is of size  $n \times n$ , and in the graph coloring task,  $5n$  is the number of edges in the graph that is produced.
- `solve(problem)`: The **reference solver** takes a generated problem instance and computes its solution. We use this as the performance reference against which speedups are calculated. Whenever possible, we prefer solvers that are direct wrappers of functions from popular open-source Python libraries, such as NumPy, SciPy, CVXPY, sk-learn and NetworkX.
- `is_solution(problem, proposed_solution)`: The **solution verifier** validates an LM-proposed solution for the given problem instance, returning a boolean value.

We automatically validate each contributed AlgoTune task in two ways. First, we confirm that as the input size  $n$  grows the solver’s runtime increases. Second, we check that for every task, when picking a few input samples from the development set, running the solver with different random seeds still produces outputs accepted by the verifier. We observed this test catching subtle issues in verifiers. For example, we found that in problems that have multiple valid solutions this test can catch verifiers that only accept one possible solution.

Table 1 shows an overview of the categories of tasks in AlgoTune and the packages the reference solvers use. AlgoTune contains a diverse set of tasks covering mathematics, computer science and physics. For illustrative purposes, we list four example tasks here:

- `gzip_compression`: Compress data, such that when decompressed it matches the input data exactly and the compressed data’s size is less than or equal to the size of input data when compressed with Python’s built-in `gzip` function.
- `chacha_encryption`: Encrypt a given plaintext using ChaCha20-Poly1305 with a provided key, nonce, and optional associated data (AAD).
- `graph_isomorphism`: Given two isomorphic undirected graphs  $G_1$  and  $G_2$ , find a mapping  $f$  between their nodes such that adjacency is preserved. Meaning, if nodes  $u$  and  $v$  are connected in  $G_1$ , then nodes  $f(u)$  and  $f(v)$  must be connected in  $G_2$ .
- `discrete_log`: Given a prime number  $p$ , a generator  $g$ , and a value  $h$ , compute the discrete logarithm  $x$  such that:  $g^x \equiv h \pmod{p}$ .

**The Importance of the Problem Input Distribution.** The hardness of optimizing each task is dependent not only on the task itself but also on the input data distribution. Therefore, when building the benchmark, we had to focus not only on finding a wide variety of challenging tasks, but also on finding an input problem distribution for each task that is representative of real-world, non-trivial inputs for the solvers. This helps ensure that the LM-synthesized solver is not overly specialized to a narrow set of problems. For example, in the Lasso task (Tibshirani, 1996), a narrowly-defined

Table 1: AlgoTune consists of 154 tasks from 13 categories. This table shows which packages are used in the reference solvers in each category. Note that a reference solver can use multiple packages.

Category	Task Count	Top 3 Packages Used in Reference Solvers	Example Task
Matrix Operations	29	numpy (29), scipy (13), ast (1)	cholesky_factorization
Convex Optimization	28	numpy (28), cvxpy (23), scipy (2)	aircraft_wing_design
Discrete Optimization	19	ortools (13), pysat (4), numpy (4)	btsp
Graphs	16	numpy (14), networkx (9), scipy (5)	articulation_points
Signal Processing	13	scipy (13), numpy (13)	affine_transform_2d
Differential Equation	12	scipy (12), numpy (12)	ode_brusselator
Statistics	9	numpy (9), scipy (6), sklearn (4)	correlate2d_full_fill
Nonconvex Optimization	6	numpy (6), sklearn (3), hdbscan (1)	clustering_outliers
Numerical Methods	6	numpy (6), scipy (4)	cumulative_simpson_1d
Cryptography	5	cryptography (3), hmac (3), sympy (2)	aes_gcm_encryption
Computational Geometry	4	numpy (4), scipy (3), faiss (1)	convex_hull
Control	4	numpy (4), cvxpy (2), scipy (2)	feedback_controller_design
Misc.	3	numpy (3), hmac (1), mpmath (1)	base64_encoding

data distribution could lead to the optimal regressor to always being the same (for example, with a slope of 1), and the LM-synthesized solver could exploit this by hard-coding the solution to that value rather than solving the problem from scratch.

**The Importance of Writing Complete Tests.** During development of the AlgoTune infrastructure, we found that sometimes an LM would find what appeared to be substantially more efficient code for a certain task, but upon manual inspection it would turn out to be a solution that passed our tests by finding a loophole and without actually solving the given task. This is analogous to the reward hacking phenomenon observed in reinforcement learning (Amodei et al., 2016). For example, in an initial version of our vector quantization solution verifier, we only tested whether the quantization was valid, but did not check whether the quantization error was optimal. This led to an LM generating a fast, trivial, and suboptimal quantization. We fixed this by adding an optimality test in the solution verifier.

**Do the AlgoTune reference functions have to have “optimal” runtime?** Benchmarks play a few roles in the current research landscape, including 1) allowing for comparison between different LMs and 2) tracking the progress of the field over time. Both of these are possible with AlgoTune, even if the reference solvers for each task are not “optimal”. Since new algorithmic and coding innovations are published constantly, it would be unmanageable to try and maintain a library of 154 solvers that are all state-of-the-art in their domain, both in terms of using the best-known algorithm and in terms of implementing that algorithm in the lowest-level and most efficient way (using Numba or C bindings for Python with Cython). Therefore, we prioritize correctness in our reference implementations, which leads us to source the reference solvers from widely-used Python libraries.

### 2.3 Evaluation Protocol

Agents are allowed to browse online resources while developing code for the tasks in AlgoTune. Agents are also allowed to execute code, and iterate freely on the provided development set of inputs for each task (which, of course, is different from the test inputs that we use to determine the final speedup score on each task). We also allow agents to write code that requires compilation, and we exclude the compilation time from runtime timing measurements (we allow up to 2 minutes of compilation time per task).

**Evaluation.** For each task, we pick a problem size  $n$  such that the task takes our reference solver 100ms to solve on one CPU core, similar to the setup in Ziogas et al. (2021). As in Ziogas et al., due to memory constraints, for a few tasks we use a lower time target (Appendix H reports timing information for each task). To compute a model’s score on a given task, we first run its generated code on the test input instances. If the task verifier deems all outputs valid, we assign the model a speedup score: the ratio between reference code runtime and LM code runtime over the test inputs. Solutions that yield invalid outputs or that have a speedup of under  $1\times$  are assigned a speedup of  $1\times$ . The overall AlgoTune score for a specific model is the harmonic mean of its scores on all tasks. We

use the harmonic mean since it is appropriate for averaging speed-up ratios (Smith, 1988; Eeckhout, 2024).

To reliably measure runtime, we do the following in each candidate solver’s evaluation: for each problem instance, we first run an untimed warmup run, as is common practice in code benchmarking (Georges et al., 2007; Blackburn et al., 2008). This is then followed by one timed measurement. This is repeated 10 times, of which only the *minimum time* is kept (Arnold et al., 2000). Timing for each run is captured using `time.perf_counter_ns`. We run all measurements on an AMD EPYC 9454 CPU with 14GB of memory.

We note that the choice of problem size  $n$  can result in different optimal algorithms, as is the case in matrix multiplication (Smirnov, 2013). Due to budget constraints, we pick a specific problem size for each task, but we emphasize that AlgoTune can operate on arbitrary problem sizes.

### 3 The AlgoTuner Agent

In order to evaluate the frontier LMs on our benchmark, we adopt a SWE-Agent like setup (Yang et al., 2024) wherein the model interacts with a computer environment to iteratively edit code and receive feedback while attempting to optimize an AlgoTune solver.

To get feedback on the current solver performance, we allow the agent to run its code on a development set of inputs for the task, after which we send back timing information and statistics regarding how many instances were solved correctly or timed out. We evaluate all LMs with a fixed budget of \$1 for each task. The agent continuously queries the LM to improve its solution until the budget runs out, at which point we submit its best code (as judged by its runtime on the development examples). The score we assign the agent is its speedup over the reference implementation on a held-out test set of inputs for the given task. If this computation results in a score that is less than 1, we assign the agent a mercy score of 1.

In addition to the packages used in the reference solvers, AlgoTuner can also use a variety of Python packages, including: Cython (Behnel et al., 2011), Numba (Lam et al., 2015), and Dask (Rocklin, 2015). For a complete list of packages available to the agent, see Appendix D.

We also implement commands for the agent that are specific to code optimization: `profile` allows the agent to use a profiler to see which parts of the code take the most time, and `reference` runs the reference solver on a given input and reports back the output and runtime. See Appendix B for further details of the agent setup, prompt, and commands.

## 4 Results

We run AlgoTuner using four frontier LMs through the LiteLLM library (BerriAI, 2025): o4-mini-high (OpenAI, 2025), Claude Opus 4 20250514 (Anthropic, 2025b), Gemini 2.5 Pro (Google DeepMind, 2025), and DeepSeek R1 0528 (Guo et al., 2025). In all cases where applicable, the highest thinking setting was used. We present our results in Table 2, showing that models are able to optimize our reference solvers somewhat, with o4-mini achieving an AlgoTune score of  $1.72\times$ , which is the harmonic mean of its speedup ratios across all tasks, with tasks for which the model cannot find a quicker solver given a speedup of  $1\times$ . Our analysis shows that these speedups are mostly surface level, simple optimizations, and do not represent any algorithmic innovations.

Table 2: AlgoTuner scores for each LM, with a budget of \$1 for each task. Speedup is calculated as the harmonic mean of the speedups across tasks.

	o4-mini	R1	Gemini 2.5 Pro	Claude Opus 4
AlgoTune Score	$1.72\times$	$1.70\times$	$1.51\times$	$1.33\times$

### 4.1 Quantitative Analysis

Figure 3 shows how agent-generated code scores on AlgoTune (on the development set of input problems) at intermediate budget checkpoints. Both o4-mini-high and R1 achieve better scores after

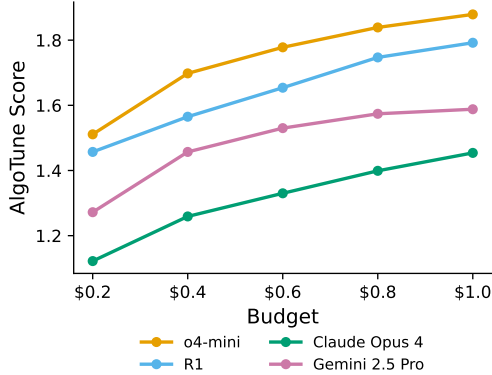


Figure 3: AlgoTune scores (on the development set of input problems) across all tasks, during the running of AlgoTuner, for intermediate budget splits, up to the total budget of \$1.

Table 3: The top packages added or removed by o4-mini’s optimized solvers (compared to those used by the reference solvers), across all 92 tasks it sped up, ranked by absolute change.

Package	Reference	LM Generated	$\Delta$
numba	1	25	+24
scipy	61	67	+6
ecos	0	2	+2
faiss	2	4	+2
pysat	4	1	-3
hmac	4	0	-4
sklearn	9	5	-4
networkx	12	2	-10
numpy	132	118	-14
cvxpy	27	10	-17

spending \$0.1, than Claude Opus 4 and Gemini 2.5 Pro achieve after spending the full budget. In Table 3, we show packages used by o4-mini-high on the 59.7% of tasks where it managed to get a speedup of at least  $1.1\times$ , and how those packages differ from the packages used by the reference solvers. We can see that it frequently used Numba to write efficient solvers, and that it frequently rewrote solvers that used NetworkX, CVXPY and OR-Tools to remove those dependencies. For additional quantitative analysis, see §C.

## 4.2 Qualitative Analysis

Manually reviewing AlgoTuner’s synthesized solvers shows that its optimizations are mostly surface-level. We go over a few of the different optimization patterns used by AlgoTuner below:

**Using a Better Implementation.** In several tasks, AlgoTuner replaces the reference implementation with a call to a specialized, more efficient function. For example, in `feedback_controller_design`, instead of using CVXPY, a call to `scipy.linalg.solve_discrete_are` is made (see Fig. 4), and in the `lyapunov_stability` task, instead of CVXPY the optimized code calls `scipy.linalg.solve_discrete_lyapunov`.

**Better Library Usage.** In several tasks, the default usage of a library (e.g., operations or parameters of a function call) are swapped for more optimized ones in the optimized code. This is done without significantly changing the algorithmic structure of the solution. In `psd_cone_projection`, the optimized code uses the same level of abstraction as the reference, but with more efficient usage of NumPy (see Fig. 5).

**Rewriting Using Low-Level Operations.** In `graph_isomorphism`, instead of using NetworkX objects, AlgoTuner’s code works on adjacency lists and runs a single Weisfeiler–Lehman (Sheravashidze et al., 2011) pass, resulting in far fewer recursive calls than the NetworkX implementation. This results in a 52x speedup. In `communicability`, AlgoTuner’s solver uses BLAS operations instead of pure Python, which leads to a speedup of more than 142x. In `ode_hodgkinhuxley`, AlgoTuner’s code uses a Numba kernel instead of the reference’s SciPy call, achieving a 112x speedup. In another case, the reference solution uses SciPy’s `stats.wasserstein_distance`, which incurs Python overhead and extra work each call; AlgoTuner’s code compiles a Numba kernel that streams once over the data, so after a one-time JIT compilation it runs at near-C speed, leading to a speedup of more than 4x (see Fig. 6).

**Failure Analysis.** We next present a few examples of AlgoTuner failing to optimize code.

In the `svm` task, our reference solver formulates the SVM as a convex program and then solves it using CVXPY. AlgoTuner with o4-mini, Claude Opus 4, and R1 reach the same implementation,

```

import cvxpy as cp
def solve(A, B):
    n, m = A.shape[0], B.shape[1]
    Q = cp.Variable((n, n), symmetric=True)
    L = cp.Variable((m, n))
    cons = [
        cp.bmat([
            [Q, Q @ A.T + L.T @ B.T],
            [A @ Q + B @ L, Q]
        ]) >> np.eye(2 * n),
        Q >> np.eye(n),
    ]
    obj = cp.Minimize(0)
    prob = cp.Problem(obj, cons)
    prob.solve()
    K = L.value @ np.linalg.inv(Q.value)
    P = np.linalg.inv(Q.value)
    return P, K

from scipy.linalg import solve_discrete_are
def solve(A, B):
    n, m = A.shape[0], B.shape[1]
    Q = np.eye(n)
    R = np.eye(m)
    P = solve_discrete_are(A, B, Q, R)
    PB = P.dot(B)
    S = R + PB.T.dot(B)
    N = PB.T.dot(A)
    K = -np.linalg.solve(S, N)
    return P, K

```

Figure 4: **Left:** Our feedback controller task starts with a reference CVXPY implementation solving an SDP formulation. **Right:** AlgoTuner with o4-mini improves upon the runtime by a factor of 81 by rewriting it to use SciPy’s discrete algebraic Ricatti equation (DARE) solver.

```

def solve(A):
    eigvals, eigvecs = np.linalg.eig(A)
    eigvals = np.maximum(eigvals, 0)
    E = np.diag(eigvals)
    X = eigvecs @ E @ eigvecs.T
    return X

def solve(A):
    eigvals, eigvecs = np.linalg.eigh(A)
    eigvals[eigvals < 0] = 0
    X = (eigvecs * eigvals) @ eigvecs.T
    return X

```

Figure 5: **Left:** Our original code for a PSD cone projection of a symmetric matrix projects the eigenvalues to be non-negative. **Right:** AlgoTuner with Claude Opus 4 improves the code by a factor of 8 by 1) using a symmetric eigendecomposition, and 2) not forming the eigenvalue matrix and instead applying them directly to the eigenvectors.

which results in no speedup. Gemini 2.5 Pro is not able to come up with a solver that produces valid results for every test instance.

In the lasso task, our reference solver uses scikit-learn’s optimized `linear_model.Lasso`, while AlgoTuner with Claude Opus 4 wrote a Lasso regressor using pure Python and Numba. This resulted in code that ran at 0.33x the time of the reference solver, and the agent was unable to improve on this due to reaching the budget limit.

## 5 Related Work

Program synthesis, the automatic generation of programs subject to input constraints, is a long-standing problem in computer science and has been previously referred to as a “holy grail” of the field (Gulwani et al., 2017). Predating modern language models, a variety of approaches have been applied to the problem including constraint satisfaction (Torlak and Bodík, 2013; Solar-Lezama, 2008), statistical methods (Raychev et al., 2014), and enumerative search (Alur et al., 2015). We especially note that Massalin (1987) introduced the concept of “superoptimization,” the problem of finding the fastest possible compilation of source program to a target language. We direct readers to Gulwani et al. (2017); David and Kroening (2017) for a general survey and Allamanis et al. (2018) for machine learning methods specifically.

Recent benchmarks challenge LMs in real-world problem solving, from fixing software bugs to answering medical questions (Jimenez et al., 2024; Arora et al., 2025). Prior work using LMs for code generation has focused on challenging the LMs to program specific functions, measuring only correctness but not speed (Chen et al., 2021; Nijkamp et al., 2022; Li et al., 2022; Fried et al., 2022;

```

from scipy.stats import                                @numba.njit(cache=True, fastmath=True)
    wasserstein_distance
def solve(u, v):
    domain = list(range(1, u.shape[0]+1))
    return wasserstein_distance(
        domain, domain, u, v)

def wass(u,v):
    cumulative_diff, total_distance =
    0.0, 0.0
    for i in range(n - 1):
        cumulative_diff += u[i] - v[i]
        total_distance += abs(
            cumulative_diff)
    return total_distance

def solve(u, v):
    return wass(u, v)

```

Figure 6: **Left:** Our reference implementation for the 1D Wasserstein task calls into SciPy’s function. **Right:** AlgoTuner with Gemini 2.5 Pro improves the performance by a factor of 4 by writing Numba-jitted code for the difference between the CDFs of the distributions.

Cassano et al., 2023; Li et al., 2023; Liu et al., 2023; Tian et al., 2024; Jiang et al., 2024). In AlgoTune we check for correctness but score models based on the speed of their generated code.

Recent works (Shypula et al., 2023; Qiu et al., 2024; Huang et al., 2024; Coignion et al., 2024; Waghjale et al., 2024; Du et al., 2024) have proposed benchmarks that challenge LMs to make LeetCode and coding competition-style code more efficient. However, the tasks in AlgoTune provide a wider and more realistic range of optimization challenges. In the future, optimizations found on AlgoTune could directly lead to functions in popular open source projects such as Numpy, SciPy and NetworkX becoming faster.

Misra (2024) showed that current state-of-the-art LMs struggle to optimize code, echoing findings from (Qiu et al., 2024; Huang et al., 2024). Concurrently with our work, Ouyang et al. (2025) task LMs with optimizing GPU kernel code for neural networks. AlgoTune contains tasks in many varied domains and does not just focus on deep learning functions. Other concurrent works, including Fan et al. (2023); Romera-Paredes et al. (2024); Imajuku et al. (2025); Chen et al. (2025); Sun et al. (2025); Novikov et al. (2025); Tang et al. (2025) present benchmarks and AI systems that optimize the solution quality of problems in computer science and math (for example, finding the shortest traveling salesman path in a graph). In AlgoTune, we instead focus on making functions run *faster* while meeting a solution quality threshold. AlgoTune also consists of a wider variety of problems, including popular algorithms that have not been previously used in benchmarks, such as those for encryption (AES GSM, ChaCha), compression (gzip) and hashing (SHA-256). A final concurrent work, Shetty et al. (2025), challenges LMs to optimize the runtime of functions in popular Python repositories including NumPy, pandas and Pydantic. Our approach complements their work since we focus on implementing end-to-end algorithms from a wide variety of domains, whereas their benchmark focuses on isolated functions from machine learning, data science and image processing repositories.

In addition to being used to directly write efficient code, LMs are also being used to reduce compiled code size (Italiano and Cummins, 2024), and in general to make compilers more efficient (Cummins et al., 2024a;b). This provides an orthogonal approach, which in the future could be combined with AlgoTuner-style optimizations to lead to further speedups.

Agents also struggle in tasks outside the code debugging and efficiency domains. ScienceAgent-Bench (Chen et al., 2024) showed that agents struggle with data-analysis and simulation challenges. ML engineering benchmarks like ML-Dev-Bench (Padigela et al., 2025) and MLE-bench (Chan et al., 2024) demonstrate that agents struggle with complex debugging and creative model improvements, rarely matching expert performance.

## 6 Limitations and Future Work

Our benchmark consists of algorithmic tasks that have well-defined solvers, input data generators, and solution verifiers, which must be written and checked manually. Future work could enable optimizing systems for which data generators and verifiers are hard or impossible to write, such as a web server or an operating system.

As mentioned in §2, we verify solutions on a fixed set of test inputs. Shortcomings in the test input distribution or in verifier completeness leave open the possibility for incorrect LM-synthesized code that passes tests. Future work could use formal verification to better verify LM-synthesized code, but this introduces constraints on programming language applicability and in some cases may require proof construction. In our experience, manual inspection of LM-generated code was sufficient to identify such potential issues.

## 7 Conclusion

AlgoTune introduces a benchmark where LMs are tasked with optimizing code in a wide range of domains. Along with a comprehensive benchmark suite consisting of 154 tasks, AlgoTune provides infrastructure for verifying and timing LM-generated candidate solutions, which makes arbitrary numerical function optimization streamlined and easy to deploy.

We showed that our AlgoTuner agent can frequently optimize the functions in AlgoTune. Paired with four frontier LMs, AlgoTuner is able to provide surface level optimizations but is not able to come up with novel algorithms. Future work could deploy AlgoTune on other platforms, including GPUs/TPUs and distributed systems, with only minimal code changes. We hope that our work leads to LM systems that enable development of highly efficient code in a wide variety of domains, leading to scientific progress.

## Acknowledgments

We thank David Alvarez-Melis and Matthias Kümmerer for their valuable feedback and fruitful discussions. Meta was involved only in an advisory role. All experimentation and data processing, including the use of open source models and datasets, was conducted at the University of Tübingen and Princeton University. The authors acknowledge support by the state of Baden-Württemberg through bwHPC. The authors thank the International Max Planck Research School for Intelligent Systems (IMPRS-IS) for supporting Ori Press and Nathanael Bosch. MB is a member of the Machine Learning Cluster of Excellence, funded by the Deutsche Forschungsgemeinschaft (DFG, German Research Foundation) under Germany’s Excellence Strategy – EXC number 2064/1 – Project number 390727645 and acknowledges support by the German Research Foundation (DFG): SFB 1233, Robust Vision: Inference Principles and Neural Mechanisms, TP 4, Project No: 276693517. He further acknowledges financial support from Open Philanthropy Foundation funded by the Good Ventures Foundation. This work was supported by the Tübingen AI Center.

## References

- Akshay Agrawal, Robin Verschueren, Steven Diamond, and Stephen Boyd. A rewriting system for convex optimization problems. *Journal of Control and Decision*, 5(1):42–60, 2018. 40
- Miltiadis Allamanis, Earl T Barr, Premkumar Devanbu, and Charles Sutton. A survey of machine learning for big code and naturalness. *ACM Computing Surveys (CSUR)*, 51(4):81, 2018. 8
- Rajeev Alur, Rastislav Bodík, Eric Dallal, Dana Fisman, Pranav Garg, Garvit Juniwal, Hadas Kress-Gazit, P. Madhusudan, Milo M. K. Martin, Mukund Raghothaman, Shambwaditya Saha, Sanjit A. Seshia, Rishabh Singh, Armando Solar-Lezama, Emina Torlak, and Abhishek Udupa. Syntax-guided synthesis. In Maximilian Irlbeck, Doron A. Peled, and Alexander Pretschner, editors, *Dependable Software Systems Engineering*, volume 40 of *NATO Science for Peace and Security Series, D: Information and Communication Security*, pages 1–25. IOS Press, 2015. doi: 10.3233/978-1-61499-495-4-1. URL <https://doi.org/10.3233/978-1-61499-495-4-1>. 8
- Dario Amodei, Chris Olah, Jacob Steinhardt, Paul F. Christiano, John Schulman, and Dan Mané. Concrete problems in AI safety. *CoRR*, abs/1606.06565, 2016. URL <http://arxiv.org/abs/1606.06565>. 5
- Anthropic. Claude 3.7 sonnet system card, 2025a. URL <https://www.anthropic.com/claude-3-7-sonnet-system-card>. 1
- Anthropic. Claude Opus 4: the most powerful claude 4 model for coding, reasoning, and ai agents. <https://www.anthropic.com/news/claude-4>, 2025b. Released May 22, 2025—the flagship model in the Claude 4 family (alongside Claude Sonnet 4). 6
- Matthew Arnold, Stephen Fink, David Grove, Michael Hind, and Peter F Sweeney. Adaptive optimization in the jalapeno jvm. In *Proceedings of the 15th ACM SIGPLAN conference on Object-oriented programming, systems, languages, and applications*, pages 47–65, 2000. 6
- Rahul K. Arora, Jason Wei, Rebecca Soskin Hicks, Preston Bowman, Joaquin Quiñero Candela, Foivos Tsimpourlas, Michael Sharman, Meghan Shah, Andrea Vallone, Alex Beutel, Johannes Heidecke, and Karan Singhal. HealthBench: Evaluating Large Language Models Towards Improved Human Health. Technical report, OpenAI, May 2025. URL <https://openai.com/index/healthbench/>. 8
- Jacob Austin, Augustus Odena, Maxwell Nye, Maarten Bosma, Henryk Michalewski, David Dohan, Ellen Jiang, Carrie Cai, Michael Terry, Quoc Le, et al. Program synthesis with large language models. *arXiv preprint arXiv:2108.07732*, 2021. 1
- Stefan Behnel, Robert Bradshaw, Claudio Citro, Lisandro Dalcin, Daniel Seljebotn, and Kurt Smith. Cython: The best of both worlds. *Computing in Science & Engineering*, 13(2):31–39, 2011. 2, 6, 27, 40
- Tal Ben-Nun, Johannes de Fine Licht, Alexandros Nikolaos Ziogas, Timo Schneider, and Torsten Hoefler. Stateful dataflow multigraphs: A data-centric model for performance portability on heterogeneous architectures. In *Proceedings of the International Conference for High Performance Computing, Networking, Storage and Analysis*, SC '19, 2019. 40
- BerriAI. Litellm: Python sdk and proxy server for unified llm access. <https://github.com/BerriAI/litellm>, 2025. Accessed: 2025-04-13. 6, 27
- Armin Biere et al. python-sat: A python interface to sat solvers, 2012. URL <https://pysathq.github.io>. Online; accessed 2025-03-10. 40
- Stephen M Blackburn, Kathryn S McKinley, Robin Garner, Chris Hoffmann, Asjad M Khan, Rotem Bentzur, Amer Diwan, Daniel Feinberg, Daniel Frampton, Samuel Z Guyer, et al. Wake up and smell the coffee: Evaluation methodology for the 21st century. *Communications of the ACM*, 51(8):83–89, 2008. 6

- James Bradbury, Roy Frostig, Christopher Hawkins, Mike Johnson, Christopher Leary, Dougal Maclaurin, Sam Wanderman-Milne, Zeming Zhang, et al. Jax: Composable transformations of python+numpy programs, 2018. URL <https://github.com/google/jax>. Online; accessed 2025-03-10. 40
- Federico Cassano, John Gouwar, Daniel Nguyen, Sydney Nguyen, Luna Phipps-Costin, Donald Pinckney, Ming-Ho Yee, Yangtian Zi, Carolyn Jane Anderson, Molly Q Feldman, et al. Multiple: a scalable and polyglot approach to benchmarking neural code generation. *IEEE Transactions on Software Engineering*, 49(7):3675–3691, 2023. 9
- Jun Shern Chan, Neil Chowdhury, Oliver Jaffe, James Aung, Dane Sherburn, Evan Mays, Giulio Starace, Kevin Liu, Leon Maksin, Tejal Patwardhan, et al. Mle-bench: Evaluating machine learning agents on machine learning engineering. *arXiv preprint arXiv:2410.07095*, 2024. 9
- Hongzheng Chen, Yingheng Wang, Yaohui Cai, Hins Hu, Jiajie Li, Shirley Huang, Chenhui Deng, Rongjian Liang, Shufeng Kong, Haoxing Ren, et al. Heurigym: An agentic benchmark for llm-crafted heuristics in combinatorial optimization. *arXiv preprint arXiv:2506.07972*, 2025. 9
- Mark Chen, Jerry Tworek, Heewoo Jun, Qiming Yuan, Henrique Ponde De Oliveira Pinto, Jared Kaplan, Harri Edwards, Yuri Burda, Nicholas Joseph, Greg Brockman, et al. Evaluating large language models trained on code. *arXiv preprint arXiv:2107.03374*, 2021. 1, 3, 8
- Ziru Chen, Shijie Chen, Yuting Ning, Qianheng Zhang, Boshi Wang, Botao Yu, Yifei Li, Zeyi Liao, Chen Wei, Zitong Lu, et al. Scienceagentbench: Toward rigorous assessment of language agents for data-driven scientific discovery. *arXiv preprint arXiv:2410.05080*, 2024. 9
- Tristan Coignon, Laurence Duchien, and Martin Monperrus. A performance study of llm-generated code on leetcode. *arXiv preprint arXiv:2407.21579*, 2024. 9
- Chris Cummins, Antoine Dedieu, Juan Miguel Campos, Jia Li, Jianping Weng, and Phitchaya Phothilimthana. Don't transform the code, code the transforms: Towards precise code rewriting using llms. *arXiv preprint arXiv:2410.08806*, 2024a. 9
- Chris Cummins, Volker Seeker, Dejan Grubisic, Baptiste Roziere, Jonas Gehring, Gabriel Synnaeve, and Hugh Leather. Meta large language model compiler: Foundation models of compiler optimization. *arXiv preprint arXiv:2407.02524*, 2024b. 9
- Cristina David and Daniel Kroening. Program synthesis: Challenges and opportunities. *Philosophical Transactions A*, 375, 2017. 8
- Steven Diamond and Stephen Boyd. CVXPY: A Python-embedded modeling language for convex optimization. *Journal of Machine Learning Research*, 17(83):1–5, 2016. 40
- Yihong Dong, Xue Jiang, Huanyu Liu, Zhi Jin, Bin Gu, Mengfei Yang, and Ge Li. Generalization or memorization: Data contamination and trustworthy evaluation for large language models. In Lun-Wei Ku, Andre Martins, and Vivek Srikumar, editors, *Findings of the Association for Computational Linguistics: ACL 2024*, pages 12039–12050, Bangkok, Thailand, August 2024. Association for Computational Linguistics. doi: 10.18653/v1/2024.findings-acl.716. URL <https://aclanthology.org/2024.findings-acl.716/>. 3
- Mingzhe Du, Anh Tuan Luu, Bin Ji, Qian Liu, and See-Kiong Ng. Mercury: A code efficiency benchmark for code large language models. *arXiv preprint arXiv:2402.07844*, 2024. 9
- Lieven Eeckhout. R.i.p. geomean speedup use equal-work (or equal-time) harmonic mean speedup instead. *IEEE Computer Architecture Letters*, 23(1):78–82, 2024. doi: 10.1109/LCA.2024.3361925. 6
- Lizhou Fan, Wenyue Hua, Lingyao Li, Haoyang Ling, and Yongfeng Zhang. Nphardeval: Dynamic benchmark on reasoning ability of large language models via complexity classes. *arXiv preprint arXiv:2312.14890*, 2023. 9
- Daniel Fried, Armen Aghajanyan, Jessy Lin, Sida Wang, Eric Wallace, Freda Shi, Ruiqi Zhong, Wen-tau Yih, Luke Zettlemoyer, and Mike Lewis. InCoder: A generative model for code infilling and synthesis. *arXiv preprint arXiv:2204.05999*, 2022. 8

- Paul Gauthier. The polyglot benchmark. Aider.chat, dec 2024. URL <https://aider.chat/2024/12/21/polyglot.html#the-polyglot-benchmark>. 1
- Andy Georges, Dries Buytaert, and Lieven Eeckhout. Statistically rigorous java performance evaluation. *ACM SIGPLAN Notices*, 42(10):57–76, 2007. 6
- Elliot Glazer, Ege Erdil, Tamay Besiroglu, Diego Chicharro, Evan Chen, Alex Gunning, Caroline Falkman Olsson, Jean-Stanislas Denain, Anson Ho, Emily de Oliveira Santos, et al. Frontiermath: A benchmark for evaluating advanced mathematical reasoning in ai. *arXiv preprint arXiv:2411.04872*, 2024. 1
- Google. Google or-tools, 2020. URL <https://developers.google.com/optimization>. Online; accessed 2025-03-10. 40
- Google DeepMind. Gemini 2.5: Our most intelligent ai model, 2025. URL <https://blog.google/technology/google-deepmind/gemini-model-thinking-updates-march-2025/>. 1, 6
- Serge Guelton, Pierrick Brunet, Mehdi Amini, Adrien Merlini, Xavier Corbillon, and Alan Raynaud. Pythran: Enabling static optimization of scientific python programs. *Computational Science & Discovery*, 8(1):014001, 2015. 40
- Sumit Gulwani, Alex Polozov, and Rishabh Singh. *Program Synthesis*, volume 4. NOW, August 2017. URL <https://www.microsoft.com/en-us/research/publication/program-synthesis/>. 8
- Daya Guo, Dejian Yang, Haowei Zhang, Junxiao Song, Ruoyu Zhang, Runxin Xu, Qihao Zhu, Shirong Ma, Peiyi Wang, Xiao Bi, et al. Deepseek-r1: Incentivizing reasoning capability in llms via reinforcement learning. *arXiv preprint arXiv:2501.12948*, 2025. 6
- Eric A Hagberg, Daniel A Schult, and Pieter J Swart. Exploring network structure, dynamics, and function using networkx. In *Proceedings of the 7th Python in Science Conference (SciPy2008)*, pages 11–15, 2008. 2, 3, 40
- Charles R. Harris, K. Jarrod Millman, Stéfan J. van der Walt, Ralf Gommers, Pauli Virtanen, David Cournapeau, Eric Wieser, Julian Taylor, Sebastian Berg, Nathaniel J. Smith, Robert Kern, Matti Picus, Stephan Hoyer, Marten H. van Kerkwijk, Matthew Brett, Allan Haldane, Jaime Fernández del Río, Mark Wiebe, Pearu Peterson, Pierre Gérard-Marchant, Kevin Sheppard, Tyler Reddy, Warren Weckesser, Hameer Abbasi, Christoph Gohlke, and Travis E. Oliphant. Array programming with NumPy. *Nature*, 585(7825):357–362, September 2020. doi: 10.1038/s41586-020-2649-2. URL <https://doi.org/10.1038/s41586-020-2649-2>. 2, 3, 40
- William E Hart, Curt D Laird, Jean-Paul Watson, and David L Woodruff. Pyomo — optimization modeling in python. *Mathematical Programming Computation*, 3(1):103–116, 2011. 40
- Dong Huang, Yuhao Qing, Weiyi Shang, Heming Cui, and Jie Zhang. Effibench: Benchmarking the efficiency of automatically generated code. *Advances in Neural Information Processing Systems*, 37:11506–11544, 2024. 9
- Qi Huangfu and JA Julian Hall. Parallelizing the dual revised simplex method. *Mathematical Programming Computation*, 10(1):119–142, 2018. 40
- Yuki Imajuku, Kohki Horie, Yoichi Iwata, Kensho Aoki, Naohiro Takahashi, and Takuya Akiba. Ale-bench: A benchmark for long-horizon objective-driven algorithm engineering. *arXiv preprint arXiv:2506.09050*, 2025. 9
- Davide Italiano and Chris Cummins. Finding missed code size optimizations in compilers using llms. *arXiv preprint arXiv:2501.00655*, 2024. 9
- Naman Jain, King Han, Alex Gu, Wen-Ding Li, Fanjia Yan, Tianjun Zhang, Sida Wang, Armando Solar-Lezama, Koushik Sen, and Ion Stoica. Livecodebench: Holistic and contamination free evaluation of large language models for code. *arXiv preprint arXiv:2403.07974*, 2024. 1

- Nan Jiang, Xiaopeng Li, Shiqi Wang, Qiang Zhou, Soneya Binta Hossain, Baishakhi Ray, Varun Kumar, Xiaofei Ma, and Anoop Deoras. Training llms to better self-debug and explain code. *arXiv preprint arXiv:2405.18649*, 2024. 9
- Carlos E. Jimenez, John Yang, Alexander Wettig, Shunyu Yao, Kexin Pei, Ofir Press, and Karthik R. Narasimhan. SWE-bench: Can language models resolve real-world github issues? In *The Twelfth International Conference on Learning Representations (ICLR)*, 2024. URL <https://openreview.net/forum?id=VTF8yNQM66>. 1, 8
- Patrick Kidger. *On Neural Differential Equations*. PhD thesis, University of Oxford, 2021. 40
- Siu Kwan Lam, Antoine Pitrou, and Stanley Seibert. Numba: A llvm-based python jit compiler. In *Proceedings of the Second Workshop on the LLVM Compiler Infrastructure in HPC*, pages 1–6, 2015. 2, 6, 27, 40
- Raymond Li, Loubna Ben Allal, Yangtian Zi, Niklas Muennighoff, Denis Kocetkov, Chenghao Mou, Marc Marone, Christopher Akiki, Jia Li, Jenny Chim, et al. Starcoder: may the source be with you! *arXiv preprint arXiv:2305.06161*, 2023. 9
- Yujia Li, David Choi, Junyoung Chung, Nate Kushman, Julian Schrittwieser, Rémi Leblond, Tom Eccles, James Keeling, Felix Gimeno, Agustin Dal Lago, et al. Competition-level code generation with alphacode. *Science*, 378(6624):1092–1097, 2022. 8
- Aixin Liu, Bei Feng, Bing Xue, Bingxuan Wang, Bochao Wu, Chengda Lu, Chenggang Zhao, Chengqi Deng, Chenyu Zhang, Chong Ruan, et al. Deepseek-v3 technical report. *arXiv preprint arXiv:2412.19437*, 2024. 1
- Jiawei Liu, Chunqiu Steven Xia, Yuyao Wang, and Lingming Zhang. Is your code generated by chatgpt really correct? rigorous evaluation of large language models for code generation. *Advances in Neural Information Processing Systems*, 36:21558–21572, 2023. 9
- Songrit Maneewongvatana and David M Mount. Analysis of approximate nearest neighbor searching with clustered point sets. *arXiv preprint cs/9901013*, 1999. 2
- Henry Massalin. Superoptimizer: a look at the smallest program. *SIGARCH Comput. Archit. News*, 15(5):122–126, October 1987. ISSN 0163-5964. doi: 10.1145/36177.36194. URL <https://doi.org/10.1145/36177.36194>. 8
- Wes McKinney. Data structures for statistical computing in python. In *Proceedings of the 9th Python in Science Conference*, pages 51–56, 2010. 40
- Saurabh Misra. Llms struggle to write performant code. <https://www.codeflash.ai/post/llms-struggle-to-write-performant-code>, 2024. Accessed: 2025-04-18. 9
- Stuart Mitchell et al. Pulp: A linear programming toolkit for python, 2009. URL <https://coin-or.github.io/pulp/>. Online; accessed 2025-03-10. 40
- Marius Muja and David G. Lowe. Scalable nearest neighbor algorithms for high dimensional data. *Pattern Analysis and Machine Intelligence, IEEE Transactions on*, 36, 2014. 2
- Erik Nijkamp, Bo Pang, Hiroaki Hayashi, Lifu Tu, Huan Wang, Yingbo Zhou, Silvio Savarese, and Caiming Xiong. Codegen: An open large language model for code with multi-turn program synthesis. *arXiv preprint arXiv:2203.13474*, 2022. 8
- Alexander Novikov, Ngân Vu, Marvin Eisenberger, Emilien Dupont, Po-Sen Huang, Adam Zsolt Wagner, Sergey Shirobokov, Borislav Kozlovskii, Francisco JR Ruiz, Abbas Mehrabian, et al. Alphaevolve: A coding agent for scientific and algorithmic discovery. *Google DeepMind*, 2025. 9
- OpenAI. Openai o3 and o4-mini system card. <https://cdn.openai.com/pdf/2221c875-02dc-4789-800b-e7758f3722c1/o3-and-o4-mini-system-card.pdf>, April 2025. Accessed: 2025-05-11. 6
- Anne Ouyang. Tweet by anne ouyang. <https://x.com/anneouyang/status/1894495696663065071>, 2025. Accessed: 2025-04-24. 42

- Anne Ouyang, Simon Guo, Simran Arora, Alex L Zhang, William Hu, Christopher Ré, and Azalia Mirhoseini. Kernelbench: Can llms write efficient gpu kernels? *arXiv preprint arXiv:2502.10517*, 2025. 2, 9, 42
- Harshith Padigela, Chintan Shah, and Dinkar Juyal. Ml-dev-bench: Comparative analysis of ai agents on ml development workflows. *arXiv preprint arXiv:2502.00964*, 2025. 9
- Ofir Press, Muru Zhang, Sewon Min, Ludwig Schmidt, Noah A Smith, and Mike Lewis. Measuring and narrowing the compositionality gap in language models. *arXiv preprint arXiv:2210.03350*, 2022. 3
- Ruizhong Qiu, Weiliang Will Zeng, James Ezick, Christopher Lott, and Hanghang Tong. How efficient is llm-generated code? a rigorous & high-standard benchmark. *arXiv preprint arXiv:2406.06647*, 2024. 9
- Veselin Raychev, Martin T. Vechev, and Eran Yahav. Code completion with statistical language models. In Michael F. P. O’Boyle and Keshav Pingali, editors, *ACM SIGPLAN Conference on Programming Language Design and Implementation, PLDI ’14, Edinburgh, United Kingdom - June 09 - 11, 2014*, pages 419–428. ACM, 2014. doi: 10.1145/2594291.2594321. URL <https://doi.org/10.1145/2594291.2594321>. 8
- Matthew Rocklin. Dask: Parallel computation with blocked algorithms and task scheduling, 2015. URL <https://dask.org>. Online; accessed 2025-03-10. 6, 27, 40
- Bernardino Romera-Paredes, Mohammadamin Barekatin, Alexander Novikov, Matej Balog, M Pawan Kumar, Emilien Dupont, Francisco JR Ruiz, Jordan S Ellenberg, Pengming Wang, Omar Fawzi, et al. Mathematical discoveries from program search with large language models. *Nature*, 625(7995):468–475, 2024. 9
- Nino Shervashidze, Pascal Schweitzer, Erik Jan Van Leeuwen, Kurt Mehlhorn, and Karsten M Borgwardt. Weisfeiler-lehman graph kernels. *Journal of Machine Learning Research*, 12(9), 2011. 7
- Manish Shetty, Naman Jain, Jinjian Liu, Vijay Kethanaboyina, Koushik Sen, and Ion Stoica. Gso: Challenging software optimization tasks for evaluating swe-agents, 2025. URL <https://arxiv.org/abs/2505.23671>. 9
- Alexander Shypula, Aman Madaan, Yimeng Zeng, Uri Alon, Jacob Gardner, Milad Hashemi, Graham Neubig, Parthasarathy Ranganathan, Osbert Bastani, and Amir Yazdanbakhsh. Learning performance-improving code edits. *arXiv preprint arXiv:2302.07867*, 2023. 9
- A. V. Smirnov. The bilinear complexity and practical algorithms for matrix multiplication. *Computational Mathematics and Mathematical Physics*, 53(12):1781–1795, December 2013. doi: 10.1134/S0965542513120129. 6
- J. E. Smith. Characterizing computer performance with a single number. *Commun. ACM*, 31(10):1202–1206, October 1988. ISSN 0001-0782. doi: 10.1145/63039.63043. URL <https://doi.org/10.1145/63039.63043>. 6
- Armando Solar-Lezama. *Program synthesis by sketching*. PhD thesis, USA, 2008. AAI3353225. 8
- Weiwei Sun, Shengyu Feng, Shanda Li, and Yiming Yang. Co-bench: Benchmarking language model agents in algorithm search for combinatorial optimization. *arXiv preprint arXiv:2504.04310*, 2025. 9
- Jianheng Tang, Qifan Zhang, Yuhan Li, Nuo Chen, and Jia Li. Grapharena: Evaluating and exploring large language models on graph computation. In *The Thirteenth International Conference on Learning Representations*, 2025. 9
- Minyang Tian, Luyu Gao, Shizhuo Zhang, Xinan Chen, Cunwei Fan, Xuefei Guo, Roland Haas, Pan Ji, Kittithat Krongchon, Yao Li, et al. Scicode: A research coding benchmark curated by scientists. *Advances in Neural Information Processing Systems*, 37:30624–30650, 2024. 9

- Robert Tibshirani. Regression shrinkage and selection via the lasso. *Journal of the Royal Statistical Society Series B: Statistical Methodology*, 58(1):267–288, 1996. 4
- Emina Torlak and Rastislav Bodík. Growing solver-aided languages with rosette. In Antony L. Hosking, Patrick Th. Eugster, and Robert Hirschfeld, editors, *ACM Symposium on New Ideas in Programming and Reflections on Software, Onward! 2013, part of SPLASH '13, Indianapolis, IN, USA, October 26-31, 2013*, pages 135–152. ACM, 2013. doi: 10.1145/2509578.2509586. URL <https://doi.org/10.1145/2509578.2509586>. 8
- Pauli Virtanen, Ralf Gommers, Travis E. Oliphant, Matt Haberland, Tyler Reddy, David Cournapeau, Evgeni Burovski, Pearu Peterson, Warren Weckesser, Jonathan Bright, Stéfan J. van der Walt, Matthew Brett, Joshua Wilson, K. Jarrod Millman, Nikolay Mayorov, Andrew R. J. Nelson, Eric Jones, Robert Kern, Eric Larson, C J Carey, İlhan Polat, Yu Feng, Eric W. Moore, Jake VanderPlas, Denis Laxalde, Josef Perktold, Robert Cimrman, Ian Henriksen, E. A. Quintero, Charles R. Harris, Anne M. Archibald, Antônio H. Ribeiro, Fabian Pedregosa, Paul van Mulbregt, and SciPy 1.0 Contributors. SciPy 1.0: Fundamental Algorithms for Scientific Computing in Python. *Nature Methods*, 17:261–272, 2020. doi: 10.1038/s41592-019-0686-2. 2, 3, 40
- Siddhant Waghjale, Vishruth Veerendranath, Zora Zhiruo Wang, and Daniel Fried. Ecco: Can we improve model-generated code efficiency without sacrificing functional correctness? *arXiv preprint arXiv:2407.14044*, 2024. 9
- Chengyue Wu, Yixiao Ge, Qiushan Guo, Jiahao Wang, Zhixuan Liang, Zeyu Lu, Ying Shan, and Ping Luo. Plot2code: A comprehensive benchmark for evaluating multi-modal large language models in code generation from scientific plots. *arXiv preprint arXiv:2405.07990*, 2024. 3
- John Yang, Carlos Jimenez, Alexander Wettig, Kilian Lieret, Shunyu Yao, Karthik Narasimhan, and Ofir Press. Swe-agent: Agent-computer interfaces enable automated software engineering. *Advances in Neural Information Processing Systems*, 37:50528–50652, 2024. 6, 27, 28
- Shunyu Yao, Jeffrey Zhao, Dian Yu, Nan Du, Izhak Shafran, Karthik Narasimhan, and Yuan Cao. React: Synergizing reasoning and acting in language models. In *International Conference on Learning Representations (ICLR)*, 2023. 27
- Alexandros Nikolaos Ziogas, Tal Ben-Nun, Timo Schneider, and Torsten Hoefler. Npbench: A benchmarking suite for high-performance numpy. In *Proceedings of the ACM International Conference on Supercomputing, ICS '21, New York, NY, USA, 2021*. Association for Computing Machinery. doi: 10.1145/3447818.3460360. URL <https://doi.org/10.1145/3447818.3460360>. 4, 5

## NeurIPS Paper Checklist

### 1. Claims

Question: Do the main claims made in the abstract and introduction accurately reflect the paper's contributions and scope?

Answer: [Yes]

Justification: In the abstract, we talk about the benchmark and the agent we use. All findings reported in the abstract appear exactly as they do in the abstract, in the rest of the paper.

Guidelines:

- The answer NA means that the abstract and introduction do not include the claims made in the paper.
- The abstract and/or introduction should clearly state the claims made, including the contributions made in the paper and important assumptions and limitations. A No or NA answer to this question will not be perceived well by the reviewers.
- The claims made should match theoretical and experimental results, and reflect how much the results can be expected to generalize to other settings.
- It is fine to include aspirational goals as motivation as long as it is clear that these goals are not attained by the paper.

### 2. Limitations

Question: Does the paper discuss the limitations of the work performed by the authors?

Answer: [Yes]

Justification: We have a limitations section, and we talk about the limitations throughout (surface level optimizations by the agent, the dependence on data distribution, etc).

Guidelines:

- The answer NA means that the paper has no limitation while the answer No means that the paper has limitations, but those are not discussed in the paper.
- The authors are encouraged to create a separate "Limitations" section in their paper.
- The paper should point out any strong assumptions and how robust the results are to violations of these assumptions (e.g., independence assumptions, noiseless settings, model well-specification, asymptotic approximations only holding locally). The authors should reflect on how these assumptions might be violated in practice and what the implications would be.
- The authors should reflect on the scope of the claims made, e.g., if the approach was only tested on a few datasets or with a few runs. In general, empirical results often depend on implicit assumptions, which should be articulated.
- The authors should reflect on the factors that influence the performance of the approach. For example, a facial recognition algorithm may perform poorly when image resolution is low or images are taken in low lighting. Or a speech-to-text system might not be used reliably to provide closed captions for online lectures because it fails to handle technical jargon.
- The authors should discuss the computational efficiency of the proposed algorithms and how they scale with dataset size.
- If applicable, the authors should discuss possible limitations of their approach to address problems of privacy and fairness.
- While the authors might fear that complete honesty about limitations might be used by reviewers as grounds for rejection, a worse outcome might be that reviewers discover limitations that aren't acknowledged in the paper. The authors should use their best judgment and recognize that individual actions in favor of transparency play an important role in developing norms that preserve the integrity of the community. Reviewers will be specifically instructed to not penalize honesty concerning limitations.

### 3. Theory assumptions and proofs

Question: For each theoretical result, does the paper provide the full set of assumptions and a complete (and correct) proof?

Answer: [NA]

Justification:

Guidelines:

- The answer NA means that the paper does not include theoretical results.
- All the theorems, formulas, and proofs in the paper should be numbered and cross-referenced.
- All assumptions should be clearly stated or referenced in the statement of any theorems.
- The proofs can either appear in the main paper or the supplemental material, but if they appear in the supplemental material, the authors are encouraged to provide a short proof sketch to provide intuition.
- Inversely, any informal proof provided in the core of the paper should be complemented by formal proofs provided in appendix or supplemental material.
- Theorems and Lemmas that the proof relies upon should be properly referenced.

#### 4. Experimental result reproducibility

Question: Does the paper fully disclose all the information needed to reproduce the main experimental results of the paper to the extent that it affects the main claims and/or conclusions of the paper (regardless of whether the code and data are provided or not)?

Answer: [Yes]

Justification: Yes, we describe the agent and dataset fully. The dataset and agent code are submitted with the supplementary material, and can be used to recreate all the results without needing GPUs or lots of computational resources.

Guidelines:

- The answer NA means that the paper does not include experiments.
- If the paper includes experiments, a No answer to this question will not be perceived well by the reviewers: Making the paper reproducible is important, regardless of whether the code and data are provided or not.
- If the contribution is a dataset and/or model, the authors should describe the steps taken to make their results reproducible or verifiable.
- Depending on the contribution, reproducibility can be accomplished in various ways. For example, if the contribution is a novel architecture, describing the architecture fully might suffice, or if the contribution is a specific model and empirical evaluation, it may be necessary to either make it possible for others to replicate the model with the same dataset, or provide access to the model. In general, releasing code and data is often one good way to accomplish this, but reproducibility can also be provided via detailed instructions for how to replicate the results, access to a hosted model (e.g., in the case of a large language model), releasing of a model checkpoint, or other means that are appropriate to the research performed.
- While NeurIPS does not require releasing code, the conference does require all submissions to provide some reasonable avenue for reproducibility, which may depend on the nature of the contribution. For example
  - (a) If the contribution is primarily a new algorithm, the paper should make it clear how to reproduce that algorithm.
  - (b) If the contribution is primarily a new model architecture, the paper should describe the architecture clearly and fully.
  - (c) If the contribution is a new model (e.g., a large language model), then there should either be a way to access this model for reproducing the results or a way to reproduce the model (e.g., with an open-source dataset or instructions for how to construct the dataset).
  - (d) We recognize that reproducibility may be tricky in some cases, in which case authors are welcome to describe the particular way they provide for reproducibility. In the case of closed-source models, it may be that access to the model is limited in some way (e.g., to registered users), but it should be possible for other researchers to have some path to reproducing or verifying the results.

#### 5. Open access to data and code

Question: Does the paper provide open access to the data and code, with sufficient instructions to faithfully reproduce the main experimental results, as described in supplemental material?

Answer: [Yes]

Justification: The supplementary material contains benchmark and agent code, which can recreate the results in their entirety.

Guidelines:

- The answer NA means that paper does not include experiments requiring code.
- Please see the NeurIPS code and data submission guidelines (<https://nips.cc/public/guides/CodeSubmissionPolicy>) for more details.
- While we encourage the release of code and data, we understand that this might not be possible, so “No” is an acceptable answer. Papers cannot be rejected simply for not including code, unless this is central to the contribution (e.g., for a new open-source benchmark).
- The instructions should contain the exact command and environment needed to run to reproduce the results. See the NeurIPS code and data submission guidelines (<https://nips.cc/public/guides/CodeSubmissionPolicy>) for more details.
- The authors should provide instructions on data access and preparation, including how to access the raw data, preprocessed data, intermediate data, and generated data, etc.
- The authors should provide scripts to reproduce all experimental results for the new proposed method and baselines. If only a subset of experiments are reproducible, they should state which ones are omitted from the script and why.
- At submission time, to preserve anonymity, the authors should release anonymized versions (if applicable).
- Providing as much information as possible in supplemental material (appended to the paper) is recommended, but including URLs to data and code is permitted.

## 6. Experimental setting/details

Question: Does the paper specify all the training and test details (e.g., data splits, hyperparameters, how they were chosen, type of optimizer, etc.) necessary to understand the results?

Answer: [Yes]

Justification: Yes. As the agent calls the model API, there are no optimizers, splits, etc. The supplementary code provides all the needed information.

Guidelines:

- The answer NA means that the paper does not include experiments.
- The experimental setting should be presented in the core of the paper to a level of detail that is necessary to appreciate the results and make sense of them.
- The full details can be provided either with the code, in appendix, or as supplemental material.

## 7. Experiment statistical significance

Question: Does the paper report error bars suitably and correctly defined or other appropriate information about the statistical significance of the experiments?

Answer: [No]

Justification: Due to budget constraints, we only run each agent with each LM on each task once, but the breadth of the experiments (154 tasks) provides statistical backing for the results.

Guidelines:

- The answer NA means that the paper does not include experiments.
- The authors should answer "Yes" if the results are accompanied by error bars, confidence intervals, or statistical significance tests, at least for the experiments that support the main claims of the paper.

- The factors of variability that the error bars are capturing should be clearly stated (for example, train/test split, initialization, random drawing of some parameter, or overall run with given experimental conditions).
- The method for calculating the error bars should be explained (closed form formula, call to a library function, bootstrap, etc.)
- The assumptions made should be given (e.g., Normally distributed errors).
- It should be clear whether the error bar is the standard deviation or the standard error of the mean.
- It is OK to report 1-sigma error bars, but one should state it. The authors should preferably report a 2-sigma error bar than state that they have a 96% CI, if the hypothesis of Normality of errors is not verified.
- For asymmetric distributions, the authors should be careful not to show in tables or figures symmetric error bars that would yield results that are out of range (e.g. negative error rates).
- If error bars are reported in tables or plots, The authors should explain in the text how they were calculated and reference the corresponding figures or tables in the text.

#### 8. Experiments compute resources

Question: For each experiment, does the paper provide sufficient information on the computer resources (type of compute workers, memory, time of execution) needed to reproduce the experiments?

Answer: [Yes]

Justification: We specify which CPUs were used, and which APIs were called. We additionally provide full benchmark and agent code.

Guidelines:

- The answer NA means that the paper does not include experiments.
- The paper should indicate the type of compute workers CPU or GPU, internal cluster, or cloud provider, including relevant memory and storage.
- The paper should provide the amount of compute required for each of the individual experimental runs as well as estimate the total compute.
- The paper should disclose whether the full research project required more compute than the experiments reported in the paper (e.g., preliminary or failed experiments that didn't make it into the paper).

#### 9. Code of ethics

Question: Does the research conducted in the paper conform, in every respect, with the NeurIPS Code of Ethics <https://neurips.cc/public/EthicsGuidelines?>

Answer: [Yes]

Justification: We went over the code of ethics and confirmed that the paper conformed to it.

Guidelines:

- The answer NA means that the authors have not reviewed the NeurIPS Code of Ethics.
- If the authors answer No, they should explain the special circumstances that require a deviation from the Code of Ethics.
- The authors should make sure to preserve anonymity (e.g., if there is a special consideration due to laws or regulations in their jurisdiction).

#### 10. Broader impacts

Question: Does the paper discuss both potential positive societal impacts and negative societal impacts of the work performed?

Answer: [No]

Justification: We do not release new models, our benchmark is comprised of functions from open source libraries. We emphasize that positive results must be thoroughly checked, and talk in length about the shortcomings of current frontier LMs on this task. We do not see a direct path to negative applications.

Guidelines:

- The answer NA means that there is no societal impact of the work performed.
- If the authors answer NA or No, they should explain why their work has no societal impact or why the paper does not address societal impact.
- Examples of negative societal impacts include potential malicious or unintended uses (e.g., disinformation, generating fake profiles, surveillance), fairness considerations (e.g., deployment of technologies that could make decisions that unfairly impact specific groups), privacy considerations, and security considerations.
- The conference expects that many papers will be foundational research and not tied to particular applications, let alone deployments. However, if there is a direct path to any negative applications, the authors should point it out. For example, it is legitimate to point out that an improvement in the quality of generative models could be used to generate deepfakes for disinformation. On the other hand, it is not needed to point out that a generic algorithm for optimizing neural networks could enable people to train models that generate Deepfakes faster.
- The authors should consider possible harms that could arise when the technology is being used as intended and functioning correctly, harms that could arise when the technology is being used as intended but gives incorrect results, and harms following from (intentional or unintentional) misuse of the technology.
- If there are negative societal impacts, the authors could also discuss possible mitigation strategies (e.g., gated release of models, providing defenses in addition to attacks, mechanisms for monitoring misuse, mechanisms to monitor how a system learns from feedback over time, improving the efficiency and accessibility of ML).

11. **Safeguards**

Question: Does the paper describe safeguards that have been put in place for responsible release of data or models that have a high risk for misuse (e.g., pretrained language models, image generators, or scraped datasets)?

Answer: [NA]

Justification: We do not release image generation or language generation tools, just a benchmark containing publicly available, open source code from well known and widely used Python libraries.

Guidelines:

- The answer NA means that the paper poses no such risks.
- Released models that have a high risk for misuse or dual-use should be released with necessary safeguards to allow for controlled use of the model, for example by requiring that users adhere to usage guidelines or restrictions to access the model or implementing safety filters.
- Datasets that have been scraped from the Internet could pose safety risks. The authors should describe how they avoided releasing unsafe images.
- We recognize that providing effective safeguards is challenging, and many papers do not require this, but we encourage authors to take this into account and make a best faith effort.

12. **Licenses for existing assets**

Question: Are the creators or original owners of assets (e.g., code, data, models), used in the paper, properly credited and are the license and terms of use explicitly mentioned and properly respected?

Answer: [Yes]

Justification: We cite every Python repository used. All cited repositories are open source. Licenses are mentioned and respected. Other than that, we do not use any assets or things of that sort.

Guidelines:

- The answer NA means that the paper does not use existing assets.
- The authors should cite the original paper that produced the code package or dataset.

- The authors should state which version of the asset is used and, if possible, include a URL.
- The name of the license (e.g., CC-BY 4.0) should be included for each asset.
- For scraped data from a particular source (e.g., website), the copyright and terms of service of that source should be provided.
- If assets are released, the license, copyright information, and terms of use in the package should be provided. For popular datasets, [paperswithcode.com/datasets](https://paperswithcode.com/datasets) has curated licenses for some datasets. Their licensing guide can help determine the license of a dataset.
- For existing datasets that are re-packaged, both the original license and the license of the derived asset (if it has changed) should be provided.
- If this information is not available online, the authors are encouraged to reach out to the asset's creators.

### 13. **New assets**

Question: Are new assets introduced in the paper well documented and is the documentation provided alongside the assets?

Answer: [Yes]

Justification: The full code containing the agent and benchmark is provided in the supplementary material.

Guidelines:

- The answer NA means that the paper does not release new assets.
- Researchers should communicate the details of the dataset/code/model as part of their submissions via structured templates. This includes details about training, license, limitations, etc.
- The paper should discuss whether and how consent was obtained from people whose asset is used.
- At submission time, remember to anonymize your assets (if applicable). You can either create an anonymized URL or include an anonymized zip file.

### 14. **Crowdsourcing and research with human subjects**

Question: For crowdsourcing experiments and research with human subjects, does the paper include the full text of instructions given to participants and screenshots, if applicable, as well as details about compensation (if any)?

Answer: [NA]

Guidelines:

- The answer NA means that the paper does not involve crowdsourcing nor research with human subjects.
- Including this information in the supplemental material is fine, but if the main contribution of the paper involves human subjects, then as much detail as possible should be included in the main paper.
- According to the NeurIPS Code of Ethics, workers involved in data collection, curation, or other labor should be paid at least the minimum wage in the country of the data collector.

### 15. **Institutional review board (IRB) approvals or equivalent for research with human subjects**

Question: Does the paper describe potential risks incurred by study participants, whether such risks were disclosed to the subjects, and whether Institutional Review Board (IRB) approvals (or an equivalent approval/review based on the requirements of your country or institution) were obtained?

Answer: [NA]

Guidelines:

- The answer NA means that the paper does not involve crowdsourcing nor research with human subjects.

- Depending on the country in which research is conducted, IRB approval (or equivalent) may be required for any human subjects research. If you obtained IRB approval, you should clearly state this in the paper.
- We recognize that the procedures for this may vary significantly between institutions and locations, and we expect authors to adhere to the NeurIPS Code of Ethics and the guidelines for their institution.
- For initial submissions, do not include any information that would break anonymity (if applicable), such as the institution conducting the review.

#### 16. **Declaration of LLM usage**

Question: Does the paper describe the usage of LLMs if it is an important, original, or non-standard component of the core methods in this research? Note that if the LLM is used only for writing, editing, or formatting purposes and does not impact the core methodology, scientific rigorousness, or originality of the research, declaration is not required.

Answer: [NA]

Justification: Although the agent makes use of LLMs, LLMs were not used to plan experiments or suggest ideas for the work.

Guidelines:

- The answer NA means that the core method development in this research does not involve LLMs as any important, original, or non-standard components.
- Please refer to our LLM policy (<https://neurips.cc/Conferences/2025/LLM>) for what should or should not be described.

## A Results

In Table 4, we show a summary of the results of AlgoTuner for each of the four frontier models tests. In Table 5, we detail the per-task timings for every model and task.

Table 4: AlgoTuner speedup when using each LM, with a budget of \$1 for each task. Speedup percentage is calculated as the percentage of tasks for which AlgoTuner gets at least a  $1.1\times$  speedup.

	R1	o4-mini	Gemini 2.5 Pro	Claude Opus 4
Pct. of Tasks Sped Up	61.0%	59.7%	49.4%	40.3%

Table 5: Per task speedup for AlgoTuner, using four frontier LMs. Speedup is calculated as the ratio between the reference solve function’s time and the LM-generated solve function’s time.

Task	o4-mini	R1	Gemini 2.5 Pro	Claude Opus 4	Claude Opus 4
aes_gcm_encryption	1.05	1.03	1.00	1.54	1.00
affine_transform_2d	1.00	1.00	1.00	1.00	1.00
aircraft_wing_design	1.00	1.00	1.70	1.02	1.03
articulation_points	4.91	5.93	1.00	3.22	3.13
base64_encoding	1.00	1.00	1.00	1.30	1.00
battery_scheduling	27.48	13.18	26.28	12.84	20.01
btsp	1.00	2.76	1.62	1.00	1.00
capacitated_facility_location	8.23	16.99	8.53	7.47	1.00
chacha_encryption	1.53	1.04	1.00	1.29	1.00
channel_capacity	1.00	1.07	1.19	1.15	1.05
chebyshev_center	5.65	3.69	4.91	4.87	4.70
cholesky_factorization	1.12	1.00	1.00	1.10	1.00
clustering_outliers	1.32	1.16	1.00	1.16	1.13
communicability	59.76	66.39	197.67	53.17	106.19
convex_hull	1.00	5.09	4.95	1.00	1.00
convolve2d_full_fill	161.95	155.32	175.96	145.48	140.17
convolve_1d	1.05	1.06	1.03	1.02	1.00
correlate2d_full_fill	123.88	177.11	129.27	64.59	128.44
correlate_1d	1.04	1.03	1.09	1.06	1.00
count_connected_components	4.21	6.04	2.61	3.15	4.01
count_riemann_zeta_zeros	1.00	1.00	1.00	1.00	1.00
cumulative_simpson_1d	14.64	12.82	6.99	9.26	1.00
cumulative_simpson_multid	1.00	1.00	1.00	1.13	1.00
cvar_projection	1.90	2.79	1.00	1.00	1.72
cyclic_independent_set	1.00	39.92	1.00	1.00	1.01
dct_type_I_scipy_fftpack	1.07	1.01	1.21	1.00	1.00
delaunay	3.55	3.75	1.00	1.73	1.00
dijkstra_from_indices	1.00	1.00	1.00	1.00	1.00
discrete_log	1.00	1.33	1.00	1.00	1.00
dst_type_II_scipy_fftpack	1.85	1.47	1.00	1.00	1.00
dynamic_assortment_planning	218.65	48.51	33.70	7.73	1.51
earth_movers_distance	1.02	1.00	1.00	1.00	1.00
edge_expansion	26.62	28.80	1.00	1.00	1.06
eigenvalues_complex	1.48	1.46	1.45	1.49	1.44
eigenvalues_real	2.47	2.52	2.42	2.51	2.42
eigenvectors_complex	1.04	1.02	1.01	1.01	1.00
eigenvectors_real	1.02	1.01	1.04	1.01	1.01
elementwise_integration	1.00	1.00	1.00	1.00	1.00
feedback_controller_design	343.02	334.31	77.08	1.00	1.04
fft_cmplx_scipy_fftpack	2.38	2.36	1.43	2.35	2.58
fft_convolution	1.00	1.00	1.00	1.00	1.00
fft_real_scipy_fftpack	1.00	1.40	1.06	1.14	4.10

Continued on next page

Table 5 – continued from previous page

Task	o4-mini	R1	Gemini 2.5 Pro	Claude Opus 4	Claude Opus 4
firls	1.00	1.00	1.00	1.00	1.01
generalized_eigenvalues_complex	3.65	5.26	1.96	5.39	3.49
generalized_eigenvalues_real	2.42	3.13	2.27	2.46	2.39
generalized_eigenvectors_complex	2.45	3.36	2.70	1.11	1.02
generalized_eigenvectors_real	1.43	1.68	3.19	1.36	1.92
graph_coloring_assign	42.88	1.48	1.10	1.19	1.00
graph_global_efficiency	1.07	15.65	16.61	15.85	14.19
graph_isomorphism	40.51	75.81	50.35	80.10	27.41
graph_laplacian	1.00	1.00	1.00	1.00	1.00
group_lasso	1.00	1.00	1.00	1.00	1.00
gzip_compression	1.34	1.00	1.00	1.00	1.00
integer_factorization	1.00	1.00	1.00	1.00	1.00
job_shop_scheduling	1.77	1.81	1.37	1.61	1.05
kalman_filter	46.98	15.76	9.93	1.00	1.00
kcenters	2.57	1.86	1.00	1.00	1.00
kd_tree	1.13	1.02	1.00	1.01	1.00
kernel_density_estimation	1.00	1.00	1.00	1.00	1.00
kmeans	16.87	12.53	15.25	9.29	15.49
ks_test_2samp	1.00	1.00	1.00	1.11	1.00
l0_pruning	1.00	1.38	2.48	1.42	2.71
l1_pruning	17.69	1.85	1.79	1.29	1.39
lasso	1.18	1.57	1.00	1.00	1.00
least_squares	1.00	2.32	1.33	1.09	2.02
linear_system_solver	1.12	1.07	1.09	1.11	1.04
lp_box	13.32	17.01	15.26	14.36	13.33
lp_centering	1.01	1.01	1.00	1.00	1.00
lp_mdp	865.71	369.78	327.67	61.69	7.22
lqr	1.00	1.25	1.25	1.09	1.00
lti_simulation	1.15	16.39	2.05	1.00	1.00
lu_factorization	1.00	1.00	1.00	1.01	1.20
lyapunov_stability	142.10	189.60	82.78	107.65	118.83
markowitz	1.00	1.00	1.00	1.04	1.00
matrix_completion	1.00	1.00	1.00	1.01	1.02
matrix_exponential	1.00	1.00	1.00	1.00	1.00
matrix_exponential_sparse	1.00	1.00	1.00	1.00	1.00
matrix_multiplication	1.06	1.00	1.00	1.00	1.00
matrix_sqrt	1.04	1.00	1.00	1.00	1.00
max_clique_cpsat	28.05	13.22	9.34	1.00	5.41
max_common_subgraph	46.79	2.15	9.09	1.60	1.28
max_flow_min_cost	3.03	8.81	1.63	9.18	14.34
max_independent_set_cpsat	76.14	1.68	1.30	1.61	1.00
max_weighted_independent_set	1.55	1.00	1.26	1.00	1.00
min_dominating_set	1.00	1.85	1.00	1.00	1.57
min_weight_assignment	1.00	1.70	1.00	1.56	1.01
minimum_spanning_tree	9.90	9.09	1.00	9.72	1.00
minimum_volume_ellipsoid	6.65	45.38	16.00	1.01	1.00
multi_dim_knapsack	2.23	56.93	5.50	2.15	1.49
nmf	1.00	1.16	1.03	1.00	1.22
ode_brusselator	301.75	1.62	1.00	1.00	1.00
ode_fitzhughnagumo	1.03	1.08	1.00	1.12	1.00
ode_hires	8.55	29.24	25.75	8.14	3.84
ode_hodgkinhuxley	165.94	52.40	112.08	5.18	5.50
ode_lorenz96_nonchaotic	1.67	2.86	1.78	1.66	1.70
ode_lotkavolterra	814.44	5.09	53.56	1.00	2.17
ode_nbodyproblem	54.21	50.07	17.31	50.61	17.02
ode_seirs	3084.39	1.00	43.75	1.64	13.04
ode_stiff_robertson	12.01	68.88	2.25	2.73	2.23
ode_stiff_vanderpol	2062.53	90.93	1.00	2.32	1.86
odr	1.01	1.01	1.00	1.00	1.00
optimal_advertising	1.00	1.29	1.00	1.00	1.00
outer_product	1.00	1.02	1.00	1.78	1.00

Continued on next page

Table 5 – continued from previous page

Task	o4-mini	R1	Gemini 2.5 Pro	Claude Opus 4	Claude Opus 4
pagerank	1.01	1.04	30.97	1.00	4.22
pca	3.62	4.15	2.16	2.41	1.00
pde_burgers1d	1.02	4.17	3.43	1.00	4.03
pde_heat1d	1.80	1.92	1.00	1.00	1.00
polynomial_mixed	99.78	4.32	1.00	1.05	1.01
polynomial_real	73.71	134.71	1.00	1.00	1.00
power_control	304.84	346.26	160.39	1.00	17.67
procrustes	2.32	1.03	1.00	1.01	1.00
psd_cone_projection	8.96	2.88	8.11	2.46	8.46
qp	1.44	1.64	1.68	1.74	1.70
qr_factorization	7.95	1.00	1.08	1.01	1.17
quantile_regression	1.17	1.18	1.41	1.17	1.15
queens_with_obstacles	2.50	3.00	2.87	1.04	1.73
queuing	1.10	1.00	1.00	1.09	1.00
qz_factorization	1.73	1.00	1.00	1.00	1.00
randomized_svd	3.79	4.51	1.00	2.49	1.00
rbf_interpolation	1.02	1.00	1.00	1.00	1.00
rectanglepacking	1.84	1.00	2.29	1.00	1.00
robust_kalman_filter	7.05	2.06	8.63	1.01	3.47
robust_linear_program	6.49	1.00	6.51	1.00	1.06
rocket_landing_optimization	1.00	1.63	1.03	1.00	1.00
rotate_2d	1.00	1.00	1.00	1.00	1.00
set_cover	29.74	6.70	1.79	1.71	1.00
set_cover_conflicts	5.59	1.96	2.07	1.00	2.18
sha256_hashing	1.00	1.00	1.00	1.00	1.00
shift_2d	1.00	1.00	1.00	1.00	1.00
shortest_path_dijkstra	2.18	2.33	2.44	1.97	1.00
sinkhorn	1.62	1.86	2.23	1.00	1.00
sparse_eigenvectors_complex	1.00	1.00	1.00	1.00	1.00
sparse_lowest_eigenvalues_posdef	1.89	1.83	1.63	1.50	1.74
sparse_lowest_eigenvectors_posdef	1.88	2.47	1.74	1.49	1.50
sparse_pca	4.91	9.08	5.44	1.75	1.61
spectral_clustering	4.61	13.51	9.88	10.53	1.00
stable_matching	1.73	1.54	1.58	1.30	1.49
svd	1.62	1.02	1.00	1.00	1.00
svm	1.00	1.00	1.00	1.00	1.00
sylvester_solver	1.03	1.00	1.00	1.00	1.00
tensor_completion_3d	203.38	24.61	33.87	2.52	2.49
toeplitz_solver	1.00	1.00	1.00	1.00	1.00
tsp	1.00	1.32	1.00	1.81	1.17
two_eigenvalues_around_0	1.92	1.70	1.75	1.80	1.67
unit_simplex_projection	3.61	3.53	1.00	1.09	1.00
upfirdn1d	1.00	1.13	1.00	1.00	1.00
vector_quantization	1.00	1.00	1.00	1.00	1.01
vectorized_newton	1.00	1.00	1.00	1.00	1.00
vehicle_routing	1.21	1.22	2.76	1.00	1.40
vertex_cover	1.84	1.26	2.55	1.08	1.00
voronoi_diagram	9.28	1.09	3.35	1.00	2.27
wasserstein_dist	9.82	9.87	4.66	9.56	4.58
water_filling	514.52	86.16	213.25	84.57	183.87
zoom_2d	1.00	1.00	1.00	1.00	1.00

## B AlgoTuner Agent Setup

**Initial Prompt.** The LM receives an initial message, consisting of general instructions on how to use the system (see §B.1), Numba (Lam et al., 2015), Dask (Rocklin, 2015), and Cython (Behnel et al., 2011) (for a full list see Appendix D). Additionally, the LM is given the task’s description, which includes input and output descriptions and examples, as well as the task’s `solve` and `is_solution` functions. In essence, everything apart from the problem generating function is shown to the LM.

**Using the Interface.** The goal of the LM is to write a `Solver` class with a `solve()` function that takes problem instances and produces a correct output. To do this, the LM sends messages that must consist of exactly one thought and one command (Yao et al., 2023). Responses given by the system always start with a budget status, for example: `You have so far sent 3 messages, and used up $0.08. You have $0.92 remaining. We use the LiteLLM (BerriAI, 2025) API to access all models used. Each model is limited to a budget of $1 per task, and is continuously prompted until its budget runs out. The budget includes both input and output tokens. Where applicable, we set the temperature to 0 and the top_p parameter to 0.95.`

**Commands.** We detail the available system commands in Table 6. Following Yang et al. (2024) after an edit command is used the modified code is ran through a linter. If the linter raises errors, the code is reverted, and the linter errors are sent back to the LM. When there are no linter errors, the code is evaluated on 100 training samples, with results sent back to the LM. When there are runtime errors, those are also sent back to the LM. When there are no runtime errors, the performance score, along with average evaluation time is reported back to the LM. If the performance score reached is better than any score previously reached, the code state is saved.

Table 6: Available interface commands.

Command	Description
edit	Replace a range of lines in a file with new content. Can create new files.
delete	Remove a range of lines from a file.
ls	List all files in the current working directory.
view_file	Display 100 lines of a file from a specified start line.
revert	Revert all files to the best-performing version of the code.
reference	Get the reference solve’s solution for a given input
eval	Evaluate the current solve function on the 100 training instances and report results.
eval_input	Run the solver on a given input and compare with the oracle.
profile	Profile the performance of the solve method on a given input.
profile_lines	Profile specified lines on a given input.

**Message History.** To manage conversational context within token limits, we truncate the messages send to the LM in the following manner: The initial system prompt and the full content of the most recent five user and five assistant turns are always sent, following (Yang et al., 2024). Messages older than these are truncated to the first 100 characters. If the total token count still exceeds the model’s limit, these older, content-truncated messages are progressively dropped starting from the oldest and are replaced by a single placeholder message indicating the truncation is inserted after the system prompt to signal the discontinuity.

## B.1 Initial Prompt

We show the initial prompt given to the language model. The prompt we use is loosely modeled after the one used in SWE-Agent (Yang et al., 2024). For each task, we add a task description and the reference solver implementation (see below).

```
SETTING:
You're an autonomous programmer tasked with solving a specific problem.
  You are to use the commands defined below to accomplish this task.
  Every message you send incurs a cost--you will be informed of your
  usage and remaining budget by the system.
You will be evaluated based on the best-performing piece of code you
  produce, even if the final code doesn't work or compile (as long as
  it worked at some point and achieved a score, you will be eligible).
Apart from the default Python packages, you have access to the following
  additional packages:
- cryptography
- cvxpy
- cython
- dask
- diffrax
- ecos
- faiss-cpu
- hdbscan
- highspy
- jax
- networkx
- numba
- numpy
- ortools
- pandas
- pot
- pulp
- pyomo
- python-sat
- scikit-learn
- scipy
- sympy
- torch

YOUR TASK:
Your objective is to define a class named 'Solver' in 'solver.py' with a
  method:
...
class Solver:
  def solve(self, problem, **kwargs) -> Any:
    """Your implementation goes here."""
    ...
...

IMPORTANT: Compilation time of your init function will not count towards
  your function's runtime.

This 'solve' function will be the entrypoint called by the evaluation
  harness. Strive to align your class and method implementation as
  closely as possible with the desired performance criteria.
For each instance, your function can run for at most 10x the baseline
  runtime for that instance. Strive to have your implementation run as
  fast as possible, while returning the same output as the baseline
```

function (for the same given input). Be creative and optimize your approach!

Your messages should include a short thought about what you should do, followed by a `_SINGLE_` command. The command must be enclosed within `'''` and `'''`, like so:

```
<Reasoning behind executing the command>
'''
<command>
'''
```

**IMPORTANT:** Each set of triple backticks (`'''`) must always be on their own line, without any other words or anything else on that line.

Here are the commands available to you. Ensure you include one and only one of the following commands in each of your responses:

- `'edit'`: Replace a range of lines with new content in a file. This is how you can create files: if the file does not exist, it will be created. Here is an example:

```
'''
edit
file: <file_name>
lines: <start_line>-<end_line>
---
<new_content>
---
'''
```

The command will:

1. Delete the lines from `<start_line>` to `<end_line>` (inclusive)
2. Insert `<new_content>` starting at `<start_line>`
3. If both `<start_line>` and `<end_line>` are 0, `<new_content>` will be prepended to the file

Example:

```
edit
file: solver.py
lines: 5-7
---
def improved_function():
    print("Optimized solution")
---
```

- `'ls'`: List all files in the current working directory.
- `'view_file <file_name> [start_line]'`: Display 100 lines of `'<file_name>'` starting from `'start_line'` (defaults to line 1).
- `'revert'`: Revert the code to the best-performing version thus far.
- `'baseline <string>'`: Query the baseline solver with a problem and receive its solution. If the problem's input is a list, this command would look like:

```
'''
baseline [1,2,3,4]
'''
```

- `'eval_input <string>'`: Run your current solver implementation on the given input. This is the only command that shows stdout from your solver along with both solutions. Example:

```
'''
eval_input [1,2,3,4]
'''
```

- `'eval'`: Run evaluation on the current solution and report the results.

```

- 'delete': Delete a range of lines from a file using the format:
'''
delete
file: <file_name>
lines: <start_line>-<end_line>

The command will delete the lines from <start_line> to <end_line> (
    inclusive)

Example:
delete
file: solver.py
lines: 5-10
'''
- 'profile <filename.py> <input>': Profile your currently loaded solve
    method's performance on a given input. Shows the 25 most time-
    consuming lines. Requires specifying a python file (e.g., 'solver.py
    ') for validation, though profiling runs on the current in-memory
    code.
Example:
'''
profile solver.py [1, 2, 3]
'''
- 'profile_lines <filename.py> <line_number1, line_number2, ...> <input
    >': Profiles the chosen lines of the currently loaded code on the
    given input. Requires specifying a python file for validation.
Example:
'''
profile_lines solver.py 1,2,3 [1, 2, 3]
'''

**TIPS:**
After each edit, a linter will automatically run to ensure code quality.
    If there are critical linter errors, your changes will not be applied,
    and you will receive the linter's error message. Typically, linter
    errors arise from issues like improper indentation--ensure your edits
    maintain proper code formatting.
**Cython Compilation:** Edits creating or modifying Cython ('.pyx') files
    will automatically trigger a compilation attempt (requires a 'setup.
    py'). You will be notified if compilation succeeds or fails. If it
    fails, the edit to the '.pyx' file will be automatically reverted.
You have 8 CPU cores at your disposal, you can use them for
    parallelization.
If the code runs successfully without errors, the in-memory 'last known
    good code' will be updated to the new version. Following successful
    edits, you will receive a summary of your 'solve' function's
    performance compared to the baseline.
If you get stuck, try reverting your code and restarting your train of
    thought.
Do not put an if __name__ == "__main__": block in your code, as it will
    not be ran (only the solve function will).
Keep trying to better your code until you run out of money. Do not stop
    beforehand!

**GOALS:**
Your primary objective is to optimize the 'solve' function to run as as
    fast as possible, while returning the optimal solution.

```

You will receive better scores the quicker your solution runs, and you will be penalized for exceeding the time limit or returning non-optimal solutions.

Below you find the description of the task you will have to solve. Read it carefully and understand what the problem is and what your solver should do.

```
<task/description.txt>
```

Here is the baseline which you will be graded against. Your task is to write a function that produces the same output, in less time.

```
<task.solve>
```

This function will be used to check if your solution is valid for a given problem. If it returns False, it means the solution is invalid:

```
<task.is_solution>
```

## B.2 AlgoTuner Interface Feedback

In this section, we show the type and style of feedback given back to the LM (within the running of AlgoTuner) in three different scenarios.

### B.2.1 Successful Edit and Evaluation

#### LM Message

```
I'll create our solver function in solver.py which transforms the generalized
eigenvalue problem into a standard one using Cholesky decomposition and
then solves it using NumPy's eigenvalue routines.
...
edit
file: solver.py
lines: 1-100
---
import numpy as np
from typing import List, Tuple

class Solver:
    @staticmethod
    def solve(problem: Tuple[List[List[float]], List[List[float]]) -> Tuple[
List[float], List[List[float]]]:
        """
        Solve the generalized eigenvalue problem  $A x = \lambda B x$ .

        Given:
        - A: a symmetric matrix,
        - B: a symmetric positive definite matrix,
        this function computes the eigenpairs (eigenvalues and eigenvectors)
        where the eigenvectors are
        B-normalized and mutually B-orthogonal.

        The eigenvalues are returned in descending order along with their
        corresponding eigenvectors.

        :param problem: Tuple (A, B), where A and B are given as list-of-
lists.
        :return: tuple (eigenvalues_list, eigenvectors_list) where:
            - eigenvalues_list is a list of eigenvalues (sorted in
descending order),
            - eigenvectors_list is a list of eigenvectors (each a list
of floats) corresponding to those eigenvalues.
        """
        A, B = problem
        A = np.array(A, dtype=float)
        B = np.array(B, dtype=float)

        # Use Cholesky decomposition for numerical stability when dealing
with B
        L = np.linalg.cholesky(B)
        Linv = np.linalg.inv(L)
        Atilde = Linv @ A @ Linv.T

        # Compute eigenvalues and eigenvectors
        eigenvalues, eigenvectors = np.linalg.eigh(Atilde)

        # Transform eigenvectors back to the original space
        eigenvectors = Linv.T @ eigenvectors

        # Normalize eigenvectors with respect to the B-inner product
for i in range(eigenvectors.shape[1]):
```

```

        v = eigenvectors[:, i]
        norm = np.sqrt(np.dot(v, B @ v))
        if norm > 0:
            eigenvectors[:, i] = v / norm

    # Reverse to get descending order
    eigenvalues = eigenvalues[::-1]
    eigenvectors = eigenvectors[:, ::-1]

    # Convert to lists
    eigenvalues_list = eigenvalues.tolist()
    eigenvectors_list = [eigenvectors[:, i].tolist() for i in range(
eigenvectors.shape[1])]

    return eigenvalues_list, eigenvectors_list
---
'''

```

#### System Message

You have sent 2 messages and have used up \$0.0130. You have \$0.9870 remaining

Edit successful for solver.py.

Contents of solver.py (lines 1-50 out of 53)  
(| = existing code, > = modified code)

```

> 01: import numpy as np
> 02: from typing import List, Tuple
> 03:
> 04: class Solver:
> 05:     @staticmethod
> 06:     def solve(problem: Tuple[List[List[float]], List[List[float]]) ->
    Tuple[List[float], List[List[float]]]:
> 07:         """
> 08:         Solve the generalized eigenvalue problem  $A x = \lambda B x$ .
> 09:
> 10:         Given:
> 11:         - A: a symmetric matrix,
> 12:         - B: a symmetric positive definite matrix,
> 13:         this function computes the eigenpairs (eigenvalues and
    eigenvectors) where the eigenvectors are
> 14:         B-normalized and mutually B-orthogonal.
> 15:
> 16:         The eigenvalues are returned in descending order along with
    their corresponding eigenvectors.
> 17:
> 18:         :param problem: Tuple (A, B), where A and B are given as list-
    of-lists.
> 19:         :return: tuple (eigenvalues_list, eigenvectors_list) where:
> 20:         - eigenvalues_list is a list of eigenvalues (sorted in
    descending order),
> 21:         - eigenvectors_list is a list of eigenvectors (each a
    list of floats) corresponding to those eigenvalues.
> 22:         """
> 23:         A, B = problem
> 24:         A = np.array(A, dtype=float)
> 25:         B = np.array(B, dtype=float)
> 26:

```

```

> 27:      # Use Cholesky decomposition for numerical stability when
        dealing with B
> 28:      L = np.linalg.cholesky(B)
> 29:      Linv = np.linalg.inv(L)
> 30:      Atilde = Linv @ A @ Linv.T
> 31:
> 32:      # Compute eigenvalues and eigenvectors
> 33:      eigenvalues, eigenvectors = np.linalg.eigh(Atilde)
> 34:
> 35:      # Transform eigenvectors back to the original space
> 36:      eigenvectors = Linv.T @ eigenvectors
> 37:
> 38:      # Normalize eigenvectors with respect to the B-inner product
> 39:      for i in range(eigenvectors.shape[1]):
> 40:          v = eigenvectors[:, i]
> 41:          norm = np.sqrt(np.dot(v, B @ v))
> 42:          if norm > 0:
> 43:              eigenvectors[:, i] = v / norm
> 44:
> 45:      # Reverse to get descending order
> 46:      eigenvalues = eigenvalues[::-1]
> 47:      eigenvectors = eigenvectors[:, ::-1]
> 48:
> 49:      # Convert to lists
> 50:      eigenvalues_list = eigenvalues.tolist()
...

```

```

Speedup: 1.00x
(Speedup = Baseline Time / Your Time; Higher is better)

```

```

Valid Solutions: 100%
Invalid Solutions: 0%
Timeouts: 0%

```

```

Snapshot saved (Best speedup reached, state saved!)

```

## B.2.2 Linter Errors

### LM Message

I'll create the solver.py file with our numba-accelerated implementation using the proper prepend command.

```

edit
file: solver.py
lines: 0-0
---
import numpy as np
from numba import njit

# Global up and down factors. These might be overridden externally.
up = 1
down = 1

@njit(cache=True)
def _upfirdn1d_numba(h, x, up, down):
    Lx = x.shape[0]
    Lh = h.shape[0]
    # The length of the convolved signal after upsampling.

```

```

Lfull = (Lx - 1) * up + Lh
# Compute the length of the output after downsampling.
Lout = (Lfull - 1) // down + 1
y = np.zeros(Lout, dtype=x.dtype)
for n in range(Lout):
    pos = n * down
    s = 0.0
    kmin = 0
    if pos - (Lx - 1) * up > 0:
        kmin = pos - (Lx - 1) * up
    kmax = pos
    if kmax > Lh - 1:
        kmax = Lh - 1
    for k in range(kmin, kmax + 1):
        r = pos - k
        if r %
            m = r // up
            if m < Lx:
                s += x[m] * h[k]
    y[n] = s
return y

def solve(problem: list) -> list:
    """
    Compute the upfirdn operation for each filter-signal pair in the problem
    list.

    Each tuple (h, x) is processed by upsampling x by factor 'up', filtering
    with h, and then downsampling by factor 'down'.

    :param problem: A list of tuples (h, x) where h and x are 1D arrays.
    :return: A list of 1D arrays representing the upfirdn results.
    """
    results = []
    for h, x in problem:
        h_arr = np.ascontiguousarray(np.array(h, dtype=np.float64))
        x_arr = np.ascontiguousarray(np.array(x, dtype=np.float64))
        res = _upfirdn1d_numba(h_arr, x_arr, up, down)
        results.append(res)
    return results
---
```

#### System Message

You have sent 2 messages and have used up \$0.0304. You have \$0.9696 remaining

Edit failed (and thus not applied) for solver.py: Line 9: Redefining name 'up' from outer scope (line 5) (redefined-outer-name)  
Line 9: Redefining name 'down' from outer scope (line 6) (redefined-outer-name)

PROPOSED CHANGES - This is what you tried to apply (lines 1-50 out of 50):  
(| = existing code, > = modified code)

```

> 01: import numpy as np
> 02: from numba import njit
> 03:
> 04: # Global up and down factors. These might be overridden externally.
> 05: up = 1
```

```

> 06: down = 1
> 07:
> 08: @jit(cache=True)
> 09: def _upfirdn1d_numba(h, x, up, down):
> 10:     Lx = x.shape[0]
> 11:     Lh = h.shape[0]
> 12:     # The length of the convolved signal after upsampling.
> 13:     Lfull = (Lx - 1) * up + Lh
> 14:     # Compute the length of the output after downsampling.
> 15:     Lout = (Lfull - 1) // down + 1
> 16:     y = np.zeros(Lout, dtype=x.dtype)
> 17:     for n in range(Lout):
> 18:         pos = n * down
> 19:         s = 0.0
> 20:         kmin = 0
> 21:         if pos - (Lx - 1) * up > 0:
> 22:             kmin = pos - (Lx - 1) * up
> 23:         kmax = pos
> 24:         if kmax > Lh - 1:
> 25:             kmax = Lh - 1
> 26:         for k in range(kmin, kmax + 1):
> 27:             r = pos - k
> 28:             if r %
> 29:                 m = r // up
> 30:                 if m < Lx:
> 31:                     s += x[m] * h[k]
> 32:         y[n] = s
> 33:     return y
> 34:
> 35: def solve(problem: list) -> list:
> 36:     """
> 37:     Compute the upfirdn operation for each filter-signal pair in the
> 38:     problem list.
> 39:     Each tuple (h, x) is processed by upsampling x by factor 'up',
> 40:     filtering with h, and then downsampling by factor 'down'.
> 41:     :param problem: A list of tuples (h, x) where h and x are 1D arrays
> 42:     .
> 43:     :return: A list of 1D arrays representing the upfirdn results.
> 44:     """
> 45:     results = []
> 46:     for h, x in problem:
> 47:         h_arr = np.ascontiguousarray(np.array(h, dtype=np.float64))
> 48:         x_arr = np.ascontiguousarray(np.array(x, dtype=np.float64))
> 49:         res = _upfirdn1d_numba(h_arr, x_arr, up, down)
> 50:         results.append(res)
> 51:     return results

```

Contents of current file:  
File solver.py is empty.

## B.2.3 Runtime Errors

### LM Message

```
'''  
eval_input [[1.2, -0.5], [0.3, 2.1]]  
'''
```

### System Message

You have sent 0 messages and have used up \$0.2630. You have \$0.7370 remaining  
.

Starting evaluation...

`numpy.linalg.LinAlgError: 0-dimensional array given. Array must be at least two-dimensional in function 'solve' at line 22 in solver.py`

Code Context:

```
12: """  
13:     Solve the eigenvector problem for the given non-symmetric  
    matrix.  
14:     Compute eigenvalues and eigenvectors using np.linalg.eig.  
15:     Sort the eigenpairs in descending order by the real part (and  
    then imaginary part) of the eigenvalues.  
16:     Return the eigenvectors (each normalized to unit norm) as a  
    list of lists of complex numbers.  
17:  
18:     :param problem: A non-symmetric square matrix.  
19:     :return: A list of normalized eigenvectors sorted in  
    descending order.  
20:     """  
21:     A = problem  
! 22:     eigenvalues, eigenvectors = np.linalg.eig(A)  
23:     # Zip eigenvalues with corresponding eigenvectors (columns of  
    eigenvectors matrix)  
24:     pairs = list(zip(eigenvalues, eigenvectors.T))  
25:     # Sort by descending order of eigenvalue real part, then  
    imaginary part  
26:     pairs.sort(key=lambda pair: (-pair[0].real, -pair[0].imag))  
27:     sorted_evecs = []  
28:     for _, vec in pairs:  
29:         vec_arr = np.array(vec, dtype=complex)  
30:         norm = np.linalg.norm(vec_arr)  
31:         if norm > 1e-12:  
32:             vec_arr = vec_arr / norm
```

## C AlgoTuner Trajectory Analysis

### C.1 Task Speedup Distribution

In Table 7 we report the distribution of speedups achieved by AlgoTuner when using each of the four models tested. We also include the *Task Best* result, which represents the performance obtained by selecting the best-performing model for each task.

Table 7: Outcome distribution per model, by highest achieved speedup. Columns report the percentage of submitted code speedups in each range, or N/A where the submitted code had errors or timeouts.

Model	$\geq 1.1\times$ (%)	$0.9\times-1.1\times$ (%)	$<0.9\times$ (%)	Invalid (%)
Claude Opus 4	39.6	31.8	3.2	25.3
DeepSeek R1	61.0	26.0	6.5	6.5
Gemini 2.5 Pro	49.4	16.2	7.1	27.3
o4-mini	59.7	28.6	5.8	5.8
<b>Overall</b>	<b>52.4</b>	<b>25.6</b>	<b>5.7</b>	<b>16.2</b>
<b>Task Best</b>	<b>74.7</b>	<b>19.5</b>	<b>3.9</b>	<b>1.9</b>

### C.2 Development Set vs Test Set Performance

To assess the magnitude of overfitting on the development set of instances, we compare the speedups achieved by AlgoTuner’s code on development and test instances for each model. For each task, we compute the offset as the ratio of development to test speedup minus one, ( $\text{Dev Speedup}/\text{Test Speedup}$ )  $- 1$ . Positive values indicate better performance on the development set, while negative values indicate better performance on the test set.

The small offsets shown in Table 8 indicate no meaningful overfitting.

Table 8: Offset values for each model. Positive values indicate higher speedups on development instances; negative values indicate higher speedups on test instances.

Model Name	Median Offset	Mean Offset
DeepSeek R1	+0.016	-0.131
o4-mini	+0.005	-1.385
Claude Opus 4	+0.000	-0.507
Gemini 2.5 Pro	-0.021	-0.043

### C.3 AlgoTuner Trajectory Patterns

In Table 9, we show how speedups change over time as AlgoTuner runs. We compare the first evaluation it performs to its best evaluation and classify the results into the following categories:

- **Significant:** Speedup of  $1.1\times$  or greater
- **Insignificant:** Speedup between  $0.9\times$  and  $1.1\times$
- **Slow:** Speedup less than  $0.9\times$
- **Invalid:** No valid speedup measurement (at least one timeout or invalid result)

where speedup is relative to the reference solver.

Table 9: AlgoTuner’s first and best evaluations for each model, showing how tasks transition between the four speedup categories: Significant, Insignificant, Slow, and Invalid.

Model	Sig. From Beginning	Invalid→Sig.	Insig.→Sig.	Slow→Sig.	Always Insig.	Invalid→Insig.	Never Had Success
Claude Opus 4	16.2	7.8	16.9	2.0	31.8	5.2	20.1
DeepSeek R1	27.9	18.8	14.9	7.2	11.1	11.0	9.1
Gemini 2.5 Pro	36.4	9.1	9.7	2.6	12.3	4.6	25.3
o4-mini	33.1	13.6	13.6	7.2	10.4	14.3	7.8
<b>Overall</b>	<b>28.4</b>	<b>12.3</b>	<b>13.8</b>	<b>4.7</b>	<b>16.4</b>	<b>8.8</b>	<b>15.6</b>

In Table 10, we show how AlgoTuner’s package usage evolves over time. For each model, we consider tasks where the best speedup reached at least  $1.1\times$ , listing the packages used in the first evaluation to reach that threshold and in the evaluation with the maximum speedup, along with the reference packages for those tasks.

Table 10: Per-package outcomes for each model. For each package, we compare the first and best evaluations achieved by AlgoTuner, with outcomes classified as Significant, Insignificant, Slow, or Invalid.

(a) Claude Opus 4					(b) DeepSeek R1				
Package	Reference	First $\geq 1.1\times$	Max Speedup	$\Delta$ (Max-First)	Package	Reference	First $\geq 1.1\times$	Max Speedup	$\Delta$ (Max-First)
jax_jit	154	64	149	+85	jax_jit	154	91	147	+56
numpy	132	57	130	+73	numpy	132	77	122	+45
scipy	61	31	69	+38	scipy	61	34	63	+29
cvxpy	27	5	17	+12	cvxpy	27	6	15	+9
numba	1	15	25	+10	numba	1	30	37	+7
numba_jit	1	8	15	+7	numba_jit	1	28	35	+7
ortools	14	7	11	+4	vectorization	3	13	18	+5
vectorization	3	6	10	+4	jax	0	8	10	+2
networkx	12	1	4	+3	cryptography	3	0	2	+2
jax	0	3	4	+1	sklearn	9	5	6	+1

(c) Gemini 2.5 Pro					(d) o4-mini				
Package	Reference	First $\geq 1.1\times$	Max Speedup	$\Delta$ (Max-First)	Package	Reference	First $\geq 1.1\times$	Max Speedup	$\Delta$ (Max-First)
jax_jit	154	84	154	+70	jax_jit	154	97	154	+57
numpy	132	67	129	+62	numpy	132	73	118	+45
scipy	61	39	78	+39	scipy	61	39	67	+28
numba	1	21	31	+10	cvxpy	27	3	10	+7
numba_jit	1	20	30	+10	numba	1	19	25	+6
vectorization	3	15	19	+4	numba_jit	1	17	22	+5
ortools	14	11	14	+3	vectorization	3	5	8	+3
jax	0	2	5	+3	ortools	14	10	12	+2
sklearn	9	0	3	+3	sklearn	9	3	5	+2
cvxpy	27	5	7	+2	threading	0	1	3	+2

## D Python Packages

In Table 11 we show the Python packages used AlgoTune, as well as packages installed on the AlgoTuner agent interface.

Table 11: Python packages used in the AlgoTune benchmark, installed on the AlgoTune Agent interface, and their open-source licenses.

Package	AlgoTune (Benchmark)	AlgoTuner (Agent)	License
NumPy (Harris et al., 2020)	✓	✓	BSD 3-Clause
SciPy (Virtanen et al., 2020)	✓	✓	BSD 3-Clause
Pandas (McKinney, 2010)	✗	✓	BSD 3-Clause
Cython (Behnel et al., 2011)	✗	✓	Apache 2.0
Numba (Lam et al., 2015)	✗	✓	BSD 2-Clause
Dask (Rocklin, 2015)	✗	✓	BSD 3-Clause
PuLP (Mitchell et al., 2009)	✓	✓	MIT
OR-Tools (Google, 2020)	✓	✓	Apache 2.0
Pyomo (Hart et al., 2011)	✗	✓	BSD 3-Clause
HiGHS / HighSpy (Huangfu and Hall, 2018)	✗	✓	MIT
NetworkX (Hagberg et al., 2008)	✓	✓	BSD 3-Clause
python-sat (Biere et al., 2012)	✓	✓	MIT
JAX (Bradbury et al., 2018)	✗	✓	Apache 2.0
DiffraX (Kidger, 2021)	✓	✓	Apache 2.0
CVXPY (Agrawal et al., 2018; Diamond and Boyd, 2016)	✓	✓	Apache 2.0
Pythran (Guelton et al., 2015)	✓	✓	BSD 3-Clause
Dace (Ben-Nun et al., 2019)	✓	✓	BSD 3-Clause

## E Performance Improvements in Python Repositories

In this section, we show a sample of performance improving pull requests to three Python repositories: NumPy, SciPy, and NetworkX. All of the below pull requests were submitted in the past two years, and greatly increase performance (as reported in the PR itself). For each PR, we highlight the most significant reported performance greatest improvement.

NumPy:

- **ENH: Add a fast-path for `ufunc.at` on aligned 1D arrays** (PR #22889): Up to 6.3x faster when no casting is needed on 1D aligned inputs (e.g. `bench_ufunc.At.time_sum_at` dropped from  $54.0 \pm 0.2$  ms to  $8.42 \pm 0.02$  ms). <https://github.com/numpy/numpy/pull/22889>
- **ENH: Vectorize quicksort for 16-bit and 64-bit dtype using AVX512** (PR #22315): Up to 15x speedup for 16-bit sorts and 9x speedup for 64-bit sorts on AVX-512-capable CPUs. <https://github.com/numpy/numpy/pull/22315>
- **ENH: Accelerate `unique` for integer dtypes via hash tables** (PR #26018): Roughly 2.7x speedup on 1 billion random integers (unique count in 7.815 s vs. 21.436 s for the previous implementation). <https://github.com/numpy/numpy/pull/26018>

SciPy:

- **ENH: Vectorize `stats.mannwhitneyu`** (PR #19749): Vectorizes the statistic calculation, achieving up to  $\sim 21x$  speedup (1.38 s  $\rightarrow$  64.4 ms in certain cases). <https://github.com/scipy/scipy/pull/19749>
- **ENH: Vectorize `stats.rankdata`** (PR #19776): Vectorizes `rankdata` along an axis, yielding up to  $\sim 296x$  faster runtimes (2.58 ms  $\rightarrow$  8.7  $\mu$ s for a (100, 100) array). <https://github.com/scipy/scipy/pull/19776>
- **ENH: Fast-path for sparse Frobenius norm** (PR #14317): Directly accesses the data array to compute the norm, resulting in up to 5x speedup in some cases. <https://github.com/scipy/scipy/pull/14317>

NetworkX:

- **BUG: Fix `weakly_connected_components()` performance on graph views** (PR #7586): Moves the repeated `len(G)` call outside the loop, cutting runtime from  $\sim 15.4$  s to 0.064 s per iteration, over  $240\times$  faster. <https://github.com/networkx/networkx/pull/7586>
- **ENH: Speed up `harmonic_centrality`** (PR #7595): Implements graph reversal for node-subset queries, reducing computation on large wheel graphs from 95.9ms to 717 $\mu$ s, 134x faster. <https://github.com/networkx/networkx/pull/7595>
- **ENH: Speed up `common_neighbors` / `non_neighbors`** (PR #7244): Replaces generator-based neighbor lookups with direct `_adj dict` operations, achieving up to  $\sim 600x$  speedup on star-center queries and around 11x on complete-graph common neighbors. <https://github.com/networkx/networkx/pull/7244>

## F AlgoTune vs KernelBench

Concurrent work, KernelBench (Ouyang et al., 2025) is similar to AlgoTune: both are code optimization benchmarks. In this section, we summarize the main differences between them.

KernelBench is made up of 250 GPU kernels, where the goal is to write highly optimized low level code that speeds up their runtime, while still producing correct outputs. KernelBench is split into three levels based on kernel complexity. The first level contains simple functions like `softmax` or `tanh`, while the third level contains more complex kernels like `ShuffleNet` or `LSTM`.

This approach has two downsides: first, the runtimes of kernels in the benchmark is highly varied; level 1 kernels run in microseconds, while level 3 kernels run in milliseconds (see Table 12). 40.8% of the kernels in KernelBench run in under 0.1 milliseconds, while the rest take between 0.1 and 100 milliseconds to run. Kernels with low runtimes are harder to optimize, as the process overhead takes a significant part of the runtime. This makes the comparison between the improvement of different kernel runtimes somewhat complicated.

In contrast, AlgoTune’s tasks have controllable runtimes, which results in the benchmark having more uniform runtimes (see H). Importantly, AlgoTune covers a broad range of functions in math, science, computer science, machine learning, and more (see §1 for a discussion).

Table 12: Number of kernels per time interval as reported by Ouyang (2025), for KernelBench (Ouyang et al., 2025), by level.

Time Interval	Level 1 (100 ops)	Level 2 (100 ops)	Level 3 (50 ops)	Pct of Total [%]
10–20 $\mu$ s	21	0	0	8.4
20–50 $\mu$ s	24	12	0	14.4
50–100 $\mu$ s	4	37	4	18.0
0.1–1 ms	22	21	8	20.4
1–10 ms	23	20	20	25.2
10–100 ms	6	10	18	13.6

## G Task Size Determination

Algorithm 1 shows the two phase search algorithm used to find the problem size parameter  $n$  for each Task in the benchmark.

```
def find_n_for_time(task, target_time,
                   n_min=1, n_max=10**7,
                   log_sweep=16, refine=8,
                   m=10, seed=1, runs=5, warmups=3,
                   mem_mb=8_192):
    cache = {}
    def probe(n):
        if n not in cache:
            mean, stats = measure_solve_time(
                task, n, target_time, m, seed,
                timing_num_runs=runs,
                timing_warmup_runs=warmups,
                timeout_s=max(1, 50 * target_time),
                memory_limit_mb=mem_mb,
            )
            cache[n] = (mean, stats)
        return cache[n]

    grid = sorted({n_min, *map(int,
                               np.geomspace(n_min, n_max, log_sweep)), n_max})
    best = (None, float('inf'))
    low_ok = high_fail = None

    for n in grid:
        mean, _ = probe(n)
        if mean is None or mean > target_time:
            if low_ok is not None:
                high_fail = n
                break
            continue
        low_ok = n
        err = abs(mean - target_time)
        best = min(best, (n, err), key=lambda p: p[1])

    if best[0] is None:
        return None

    for _ in range(refine):
        if high_fail is None or high_fail - low_ok <= 1:
            break
        mid = (low_ok + high_fail) // 2
        mean, _ = probe(mid)
        if mean is None:
            high_fail = mid - 1
            continue
        err = abs(mean - target_time)
        best = min(best, (mid, err), key=lambda p: p[1])
        if mean > target_time:
            high_fail = mid - 1
        else:
            low_ok = mid

    return best[0]
```

Algorithm 1: Python pseudocode for selecting the  $n$  parameter value whose average `solve()` runtime is closest to the target time, for a given task.

## H Task Timings

We report the size parameter  $n$  and per task timings in Table 13. The average time per task is calculated by averaging three runs, in which the average time over the 100 development instances is calculated.

Table 13: Per task size parameter  $n$  values and average time for the reference solve function, across three timing runs.

Task	n	Average Time (ms)
aes_gcm_encryption	291598	203.78 ± 2.72
affine_transform_2d	1123	111.78 ± 0.12
aircraft_wing_design	10	99.05 ± 1.04
articulation_points	837	102.30 ± 0.54
base64_encoding	48512	142.39 ± 0.18
battery_scheduling	6	108.82 ± 1.21
btsp	14	13.55 ± 0.01
capacitated_facility_location	4	81.20 ± 0.41
chacha_encryption	197380	209.56 ± 0.57
channel_capacity	162	102.53 ± 0.10
chebyshev_center	206	98.16 ± 0.18
cholesky_factorization	1660	109.50 ± 0.22
clustering_outliers	2457	98.79 ± 0.02
communicability	61	97.93 ± 0.46
convex_hull	267021	29.86 ± 0.08
convolve2d_full_fill	6	148.32 ± 0.85
convolve_1d	72989	146.07 ± 20.58
correlate2d_full_fill	6	139.51 ± 0.07
correlate_1d	1504	119.68 ± 0.59
count_connected_components	1707	90.68 ± 2.27
count_riemann_zeta_zeros	15849	71.92 ± 0.07
cumulative_simpson_1d	4443523	93.56 ± 0.94
cumulative_simpson_multid	423	105.07 ± 0.91
cvar_projection	9	87.69 ± 0.05
cyclic_independent_set	4	91.39 ± 0.60
dct_type_I_scipy_fftpack	1958	138.96 ± 0.49
delaulnay	21339	264.79 ± 0.71
dijkstra_from_indices	5271	103.11 ± 0.37
discrete_log	25	9.83 ± 0.10
dst_type_II_scipy_fftpack	2054	88.09 ± 0.42
dynamic_assortment_planning	28	68.60 ± 0.14
earth_movers_distance	1151	103.48 ± 2.17
edge_expansion	4408	36.32 ± 0.19
eigenvalues_complex	474	99.81 ± 0.44
eigenvalues_real	875	124.97 ± 0.91
eigenvectors_complex	463	101.07 ± 0.36
eigenvectors_real	827	110.33 ± 8.47
elementwise_integration	372	100.14 ± 0.11
feedback_controller_design	15	115.87 ± 0.13
fft_cmplx_scipy_fftpack	1860	82.86 ± 2.46
fft_convolution	542069	107.89 ± 1.55
fft_real_scipy_fftpack	2738	136.69 ± 0.45
firls	1113	103.26 ± 0.67
generalized_eigenvalues_complex	272	99.63 ± 1.14
generalized_eigenvalues_real	668	102.24 ± 0.40
generalized_eigenvectors_complex	269	99.38 ± 1.09
generalized_eigenvectors_real	574	107.08 ± 0.86
graph_coloring_assign	38	76.27 ± 0.33
graph_global_efficiency	507	101.76 ± 0.35
graph_isomorphism	131	99.58 ± 0.35
graph_laplacian	44505	101.48 ± 0.20

Continued on next page

Table 13 – continued from previous page

Task	<i>n</i>	Average Time (ms)
group_lasso	144	101.06 ± 0.12
gzip_compression	658	100.41 ± 0.05
integer_factorization	132	54.82 ± 0.02
job_shop_scheduling	15	64.12 ± 0.49
kalman_filter	23	100.16 ± 0.94
kcenters	49	84.44 ± 0.12
kd_tree	198	112.55 ± 0.51
kernel_density_estimation	300	42.69 ± 0.05
kmeans	278	114.20 ± 0.84
ks_test_2samp	359188	86.17 ± 0.06
l0_pruning	695029	102.98 ± 0.47
l1_pruning	473085	107.67 ± 0.29
lasso	398	120.11 ± 1.88
least_squares	102713	111.89 ± 0.19
linear_system_solver	1450	103.18 ± 1.65
lp_box	210	103.06 ± 1.18
lp_centering	215	98.92 ± 0.18
lp_mdp	10	92.34 ± 1.90
lqr	111	102.41 ± 0.30
lti_simulation	24921	193.19 ± 0.50
lu_factorization	1104	113.38 ± 2.43
lyapunov_stability	17	40.50 ± 0.16
markowitz	382	94.02 ± 0.16
matrix_completion	15	92.05 ± 0.25
matrix_exponential	555	106.60 ± 1.27
matrix_exponential_sparse	318	105.02 ± 0.20
matrix_multiplication	790	105.85 ± 0.14
matrix_sqrt	281	101.31 ± 0.22
max_clique_cpsat	12	35.99 ± 0.22
max_common_subgraph	4	28.50 ± 0.27
max_flow_min_cost	64	107.77 ± 0.35
max_independent_set_cpsat	12	24.95 ± 0.06
max_weighted_independent_set	61	35.35 ± 0.62
min_dominating_set	9	27.46 ± 0.07
min_weight_assignment	756	97.28 ± 0.35
minimum_spanning_tree	571	275.07 ± 0.89
minimum_volume_ellipsoid	28	99.64 ± 2.63
multi_dim_knapsack	25	18.43 ± 0.24
nmf	7	104.67 ± 0.05
ode_brusselator	199	102.15 ± 0.61
ode_fitzhughnagumo	15	87.32 ± 1.34
ode_hires	370	109.68 ± 0.98
ode_hodgkinhuxley	43	96.39 ± 0.39
ode_lorenz96_nonchaotic	7856	102.04 ± 0.51
ode_lotkavolterra	161	97.44 ± 0.33
ode_nbodyproblem	8	98.31 ± 0.13
ode_seirs	1971	102.58 ± 1.29
ode_stiff_robertson	9999999	89.59 ± 0.18
ode_stiff_vanderpol	2	119.64 ± 1.06
odr	31132	60.32 ± 0.04
optimal_advertising	43	114.93 ± 0.36
outer_product	10630	106.10 ± 5.72
pagerank	4798	49.68 ± 0.16
pca	34	91.12 ± 0.93
pde_burgers1d	12	116.76 ± 0.87
pde_heat1d	8	88.76 ± 0.81
polynomial_mixed	415	103.97 ± 1.15
polynomial_real	396	99.36 ± 0.03
power_control	98	102.40 ± 0.34
procrustes	585	101.25 ± 0.56
psd_cone_projection	349	101.89 ± 0.23

Continued on next page

Table 13 – continued from previous page

Task	$n$	Average Time (ms)
qp	278	99.31 ± 0.14
qr_factorization	971	105.48 ± 0.83
quantile_regression	356	101.68 ± 0.23
queens_with_obstacles	9	27.01 ± 0.12
queuing	665036	104.97 ± 0.58
qz_factorization	272	98.93 ± 0.11
randomized_svd	776	105.83 ± 0.10
rbf_interpolation	68	38.94 ± 0.02
rectanglepacking	8	25.55 ± 0.08
robust_kalman_filter	15	94.21 ± 0.51
robust_linear_program	12	104.93 ± 0.95
rocket_landing_optimization	102	97.94 ± 0.38
rotate_2d	1086	108.52 ± 0.28
set_cover	52	70.74 ± 0.04
set_cover_conflicts	36	26.38 ± 0.12
sha256_hashing	183042	170.97 ± 0.67
shift_2d	1047	83.53 ± 0.98
shortest_path_dijkstra	352	100.16 ± 0.25
sinkhorn	1813	38.67 ± 1.88
sparse_eigenvectors_complex	1294	80.62 ± 0.10
sparse_lowest_eigenvalues_posdef	1341	111.01 ± 0.24
sparse_lowest_eigenvectors_posdef	1341	98.81 ± 0.14
sparse_pca	662	107.30 ± 0.15
spectral_clustering	8	57.19 ± 0.12
stable_matching	1209	102.95 ± 2.48
svd	474	117.63 ± 0.48
svm	571	82.83 ± 0.16
sylvester_solver	207	99.81 ± 0.26
tensor_completion_3d	6	140.06 ± 0.49
toeplitz_solver	8588	100.04 ± 0.03
tsp	27	50.35 ± 0.78
two_eigenvalues_around_0	1123	100.67 ± 0.20
unit_simplex_projection	982958	104.50 ± 0.29
upfirdn1d	2582	116.45 ± 0.37
vector_quantization	166	104.60 ± 0.05
vectorized_newton	710026	103.55 ± 1.93
vehicle_routing	9	62.94 ± 1.68
vertex_cover	15	94.77 ± 0.28
voronoi_diagram	8997	129.64 ± 0.73
wasserstein_dist	64597	85.21 ± 0.04
water_filling	3865	102.03 ± 0.23
zoom_2d	971	104.78 ± 1.01