

# Can Your Model Separate Yolks with a Water Bottle? Benchmarking Physical Commonsense Understanding in Video Generation Models

Baris Sarper Tezcan<sup>\*,†,\*</sup> Enes Sanli<sup>\*,†,\*</sup> Erkut Erdem<sup>‡,\*</sup> Aykut Erdem<sup>†,\*</sup>

<sup>†</sup> Department of Computer Engineering, Koç University, Istanbul, Turkey

<sup>\*</sup> Koç University İş Bank Artificial Intelligence Center (KUIS AI), Istanbul, Turkey

<sup>‡</sup> Department of Computer Engineering, Hacettepe University, Ankara, Turkey

<https://cyberiada.github.io/PhysVidBench>

## Abstract

Recent progress in text-to-video (T2V) generation has enabled the synthesis of visually compelling and temporally coherent videos from natural language. However, these models often fall short in basic physical commonsense, producing outputs that violate intuitive expectations around causality, object behavior, and tool use. Addressing this gap, we present PhysVidBench, a benchmark designed to evaluate the physical reasoning capabilities of T2V systems. The benchmark includes 383 carefully curated prompts, emphasizing tool use, material properties, and procedural interactions, and domains where physical plausibility is crucial. For each prompt, we generate videos using diverse state-of-the-art models and adopt a three-stage evaluation pipeline: (1) formulate grounded physics questions from the prompt, (2) caption the generated video with a vision-language model, and (3) task a language model to answer several physics-involved questions using only the caption. This indirect strategy circumvents common hallucination issues in direct video-based evaluation. By highlighting affordances and tool-mediated actions, areas overlooked in current T2V evaluations, PhysVidBench provides a structured, interpretable framework for assessing physical commonsense in generative video models.

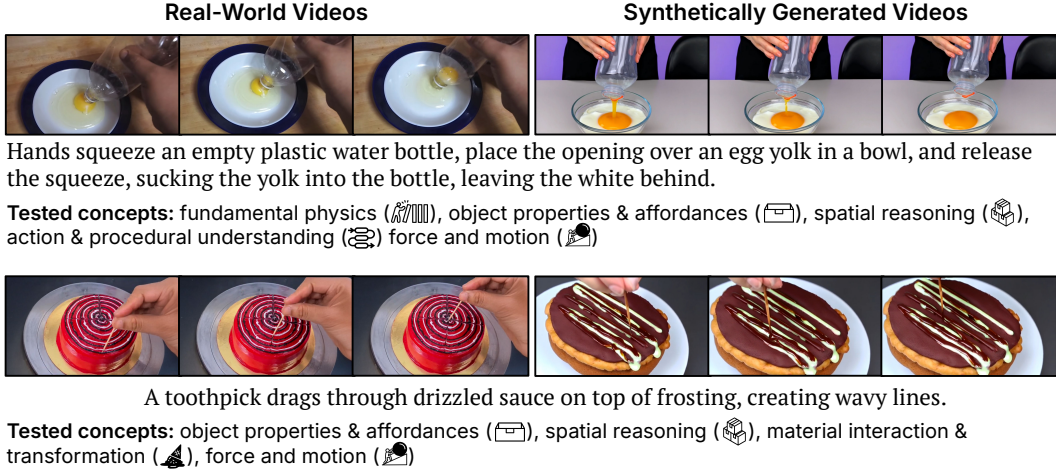
## 1 Introduction

Recent advances in text-to-video (T2V) generation have led to significant improvements in visual quality, temporal coherence, and prompt alignment [1, 19, 34, 7, 31, 20, 27, 11]. These models are now being positioned as *world video models* in robotics, embodied AI, and simulation-based learning [13, 16, 32, 15, 23, 1], where understanding physical interactions is crucial. However, current T2V models often generate videos that lack physical plausibility, and existing physical commonsense benchmarks are limited both in their scope and coverage.

Recent benchmarks such as VBench-2.0 [36], VideoPhy 2 [4], and PhyGenBench [24] have advanced the evaluation of physical reasoning in video generation by emphasizing different aspects. For example, VBench-2.0 focuses on state changes and temporal consistency; VideoPhy 2 targets violations of physical law; and PhyGenBench tests specific physics-based scenarios, such as buoyancy and friction. However, these efforts share key limitations. PhyGenBench remains restricted to isolated physical principles, limiting its applicability to more complex interactions. VideoPhy 2 omits tool use and object affordance, and relies on vision-language model (VLM) scoring, which is prone to

---

<sup>\*</sup>Equal Contribution



**Figure 1: Understanding Physical Commonsense in Video Generation Models.** Humans intuitively understand how physical interactions unfold—how objects respond to forces, how tools function, and how materials behave under manipulation. To assess whether text-to-video (T2V) models share this understanding, we introduce **PhysVidBench**, a benchmark designed to evaluate core dimensions of physical commonsense. The figure shows two examples comparing real-world and synthetically generated videos: one involving suction via a squeezed bottle to separate an egg yolk, and another showing a toothpick dragging sauce across frosting to create patterns. Each scenario tests multiple concepts, such as fundamental physics, object affordances, spatial reasoning, and material transformations. Despite progress in visual realism, they often violate basic physical expectations, revealing persistent limitations in current T2V models’ reasoning capabilities.

hallucinations. VBench-2.0, though broader in scope, is based on predefined reasoning categories and employs a multi-question VLM-based evaluation pipeline that may lack strong visual grounding. In contrast, our benchmark centers on intuitive physical commonsense, particularly involving tool use and affordance, and introduces a grounded caption-based QA pipeline for more interpretable and reliable evaluation.

Building on this motivation, we present **PhysVidBench**, a benchmark constructed to assess physical commonsense reasoning in T2V models through real-world tasks that demand understanding of tool-mediated interactions and object functionality. It comprises 383 prompts adapted from the PIQA dataset [5], which focuses on everyday physical scenarios. Unlike synthetic setups, our prompts reflect routine activities such as manipulating tools, transferring materials, or executing household tasks (see Figure 1). Each is formatted as a natural language input for video generation, with an additional upsampled variant that enriches physical detail to stress model understanding. The benchmark is structured around seven core dimensions of physical reasoning, including force and motion, object affordance, spatial reasoning, and material interaction, as shown in Figure 2. To evaluate generated videos, we introduce a caption-based question-answering pipeline that avoids the pitfalls of direct VLM scoring and direct querying for physical commonsense, as VLMs are prone to hallucination and often lack grounded physical understanding [17, 8]. Instead, we extract physical reasoning questions from prompts and answer them using LLMs grounded only in the video captions.

Our contributions include: (i) PhysVidBench, a new benchmark and dataset derived from 383 PIQA prompts, designed to evaluate physical commonsense in T2V models with a focus on tool use and object affordance; (ii) a modular and interpretable evaluation pipeline that avoids direct VLM-based reasoning and leverages caption-based LLM judgments for physical commonsense; and (iii) an empirical analysis across a wide range of open and closed-source T2V models that reveals persistent gaps in physical reasoning capabilities. We release the dataset and evaluation code.

## 2 Related Work

**Video Generation Models.** Text-to-video (T2V) generation has advanced rapidly, with models like CogVideoX [34], HunyuanVideo [19], and VideoCrafter2 [7] demonstrating strong temporal

coherence and visual quality. MAGVIT [35] explores masked video transformers, while large-scale systems like Cosmos [1] and Wan [31] focus on scalability and prompt alignment. Recent work also draws on world models, with closed-source systems such as Sora [26] and Veo-2 [11] that aim to encode structured physical and causal dynamics. While visual realism has improved, it remains unclear whether these models truly understand the physical constraints of the real world, which is the challenge our work aims to address.

Table 1: Comparison of PhysVidBench with prior physical commonsense video benchmarks.

Feature	PhyGenBench [24]	Vbench-2.0 [36]	VideoPhy-2 [4]	PhysVidBench (Ours)
# of Prompts	160	1013	3940	383
Tool & Affordance Focus	✗	✗	✗	✓
Human Alignment Study	✓	✓	✓	✓
Upsampled Prompt Comparison	✓	✗	✓	✓
Hard Subset	✗	✗	✓	✓
Automatic Evaluation	✓	✓	✓	✓
Human Feedback Type	Rating	Pairwise	Rating (0-1)	Yes/No QA

**Metrics and Benchmarks for Video Generation.** Early evaluation of T2V models relied on image-based metrics like CLIP Score [14], Fréchet Video Distance (FVD) [30], and Inception Score (IS) [28], which capture distributional similarity, alignment, or visual diversity. However, these metrics overlook key aspects like motion consistency, temporal dynamics, and physical plausibility, and often misalign with human judgment [18]. To address these limitations, recent benchmarks assess a wide range of dimensions: VBench [18] focuses on motion consistency and spatial stability, EvalCrafter [22] evaluates visual, content, and motion quality, and FETV [21] organizes prompts by content and complexity to align metrics with human judgment. While they improve granularity, they largely ignore physical commonsense reasoning, highlighting the need for benchmarks focused on real-world plausibility and interaction dynamics.

**Benchmarks for Physical Commonsense Understanding.** Several benchmarks have been developed to evaluate the physical commonsense reasoning capabilities of text-to-video (T2V) models. VBench-2.0 [36] introduces dimensions like State Change, Geometry, Motion Rationality, and Instance Preservation to assess transformations, multi-view consistency, and motion plausibility. VideoPhy [3] and VideoPhy-2 [4] adopt an action-centric approach, focusing on whether videos of real-world activities adhere to physical commonsense. PhyGenBench [24] takes a law-centric view, testing understanding of specific physical laws across domains such as mechanics, optics, thermodynamics, and material properties. Physics-IQ [25] uses real-world multi-view videos to assess knowledge of fluid dynamics, optics, and magnetism, while Cosmos-Reason1 [1] benchmarks models on physical reasoning across domains like Space, Time, and Fundamental Physics. While these efforts cover key physical concepts, they largely omit scenarios involving tool use and object affordance—common in real-world contexts—and rely on predefined physical categories, which often fail to capture the multi-faceted nature of everyday physical interactions.

**Physical Reasoning in LLMs/VLMs.** Physical commonsense reasoning remains a significant challenge for both large language models (LLMs) and vision-language models (VLMs). The PIQA dataset [5] was introduced to assess models’ understanding of everyday physical interactions, such as selecting appropriate tools for tasks. While humans achieve near-perfect accuracy on PIQA, LLMs still lag behind, highlighting their limited grasp of physical commonsense. Similarly, PhysBench [8] evaluates VLMs across tasks involving object properties, relationships, scene understanding, and physics-driven dynamics. Evaluations of 75 VLMs reveal that, despite advancements in general reasoning, these models struggle with physical world understanding, likely due to the absence of physical knowledge in their training data. Furthermore, the Impossible Videos benchmark [2] challenges video models with scenarios that defy physical laws. Findings indicate that current video generation and understanding models often fail to recognize physically implausible events, underscoring the need for enhanced physical reasoning capabilities in AI systems.

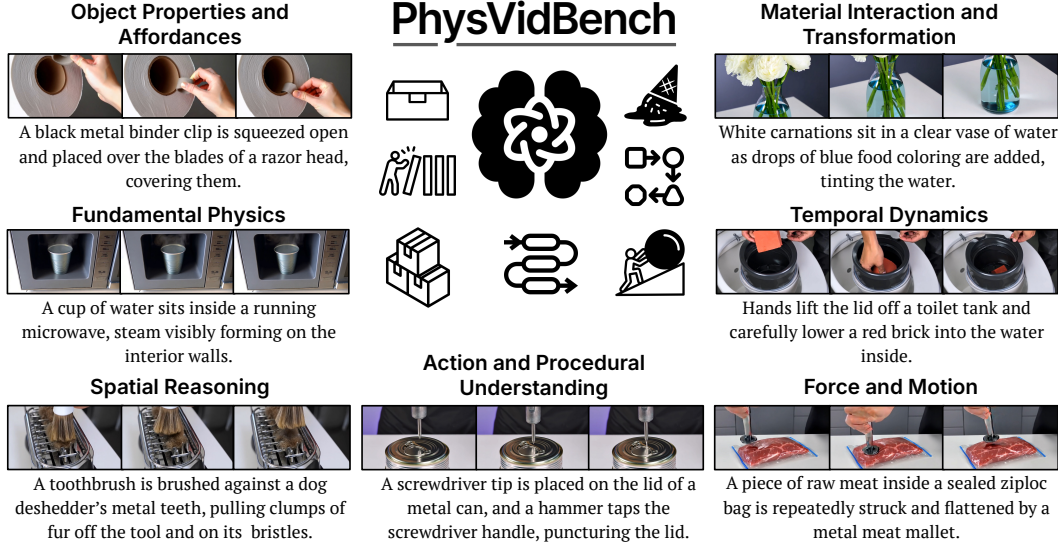


Figure 2: **Physical commonsense dimensions tested in PhysVidBench**, each illustrated with a video generated by Cosmos-14B. Prompts are designed to probe specific categories such as force and motion, object affordance, spatial containment, temporal progression, and material interaction. Each row shows sampled frames from one generated video paired with its corresponding prompt.

### 3 Benchmark

#### 3.1 Tested Physical Commonsense Concepts

Understanding whether text-to-video (T2V) models genuinely capture the physical structure of the world requires more than evaluating visual fidelity or motion smoothness. It demands a systematic framework that decomposes physical reasoning into interpretable dimensions, reflecting how humans interact with and make sense of their physical environment.

To build such a framework, we adopt a top-down methodology grounded in everyday human experience. Rather than starting from abstract physics categories or constructing synthetic scenes, we begin with goal-solution pairs from the PIQA dataset [5], which reflect real-world, physically plausible tasks. These include routine activities such as manipulating containers, folding materials, or cleaning surfaces, which require implicit understanding of force, material behavior, and procedural logic. Because PIQA is built from commonsense physical knowledge, it offers a rich source of naturally occurring scenarios with intuitive physical grounding.

By analyzing the types of reasoning embedded in these tasks, we derive a data-driven ontology of physical commonsense. Each dimension captures a key reasoning capability, ranging from force and motion to procedural understanding. Table 2 outlines the seven dimensions used to structure our benchmark, enabling PhysVidBench to evaluate not only what models render visually, but whether they grasp the physical principles underlying real-world interaction.

#### 3.2 Construction of Prompts

The goal of PhysVidBench is to evaluate the ability of video generation models to capture and reflect physical commonsense in realistic situations. To achieve this, we curated a set of text prompts designed to elicit physically grounded video outputs across diverse domains. Each prompt corresponds to a concrete, short scenario that can be directly visualized and reasoned about. Our prompt construction pipeline proceeds in three stages: (1) selection and filtering of physically plausible goal-solution pairs, (2) generation of base video prompts, and (3) enrichment of base prompts to highlight underlying physical properties and causal structures.

**Stage 1: PIQA Dataset & Initial Filtering.** Our process begins with the PIQA dataset [5], which contains thousands of human-authored physical commonsense questions in the form of short goal

Table 2: **Definitions of physical reasoning categories in the proposed ontology.** These seven dimensions form the core of our PhysVidBench benchmark and are derived from real-world scenarios. Each category reflects a distinct yet complementary aspect of physical commonsense required to generate and interpret plausible video outputs. The taxonomy supports fine-grained evaluation of text-to-video models along dimensions such as causality, spatial relations and material properties.

Commonsense Dimension	Definition
<b>Fundamental Physics</b>	The domain concerned with core physical principles such as energy conservation, causality, equilibrium, and state transitions in physical systems.
<b>Object Properties &amp; Affordances</b>	The study of inherent object attributes, including material composition, rigidity, softness, and functional affordances like containment or support.
<b>Spatial Reasoning</b>	The ability to interpret and infer spatial relations, including position, geometry, occlusion, orientation, and fit between objects in a scene.
<b>Temporal Dynamics</b>	The domain addressing timing, sequencing, and the causal structure of events over time, such as ordering, delays, and waiting.
<b>Action &amp; Procedural Understanding</b>	The comprehension of structured, goal-driven sequences of actions involving procedural steps toward task completion.
<b>Material Interaction &amp; Transformation</b>	The study of how materials respond to external forces or processes, including transformations like melting, freezing, breaking, or chemical change.
<b>Force and Motion</b>	The domain focused on physical interactions governed by forces, including motion, pushing, pulling, lifting, and properties like inertia.

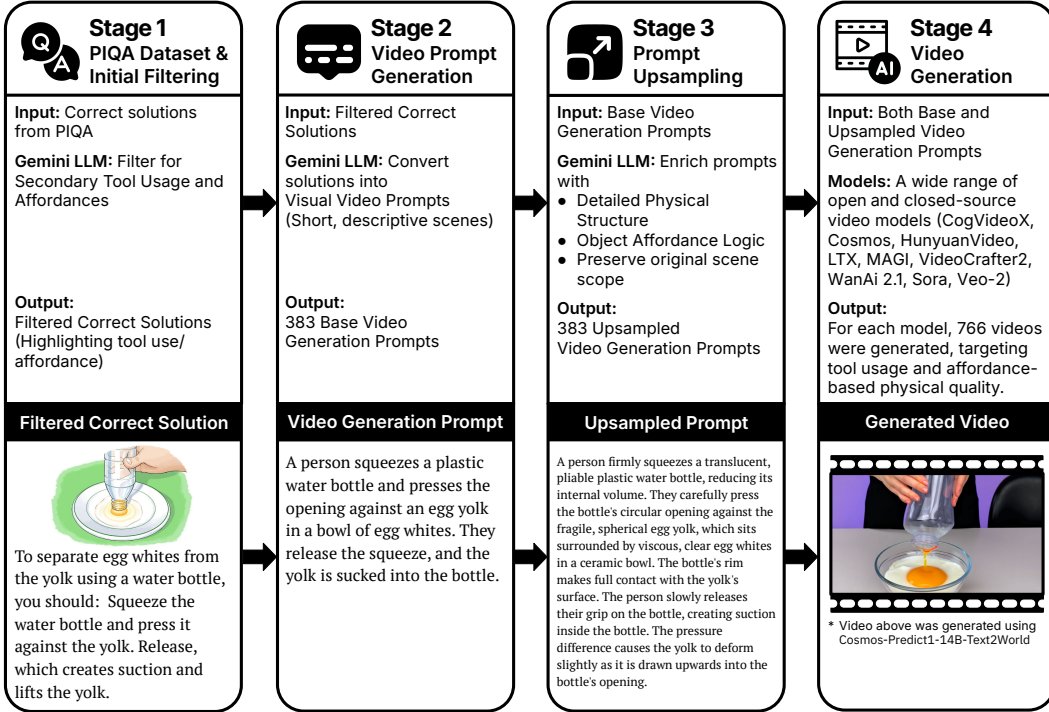


Figure 3: **Video Generation Pipeline.** An overview of the four-stage pipeline used to construct PhysVidBench. We begin with correct solutions from the PIQA dataset and filter them using a large language model (LLM) to identify instances of secondary tool use and object affordances (Stage 1). These filtered solutions are converted into short, physically grounded video generation prompts via another LLM pass (Stage 2). Each base prompt is further upsampled to enhance its physical specificity and causal structure while preserving the original scene (Stage 3). Both base and upsampled prompts are fed into a diverse set of state-of-the-art text-to-video generation models, resulting in videos that probe tool interaction and physical commonsense (Stage 4).

descriptions, each accompanied by two candidate solutions: one correct, one incorrect. We extract only the correct solutions from the training and validation splits, ensuring that all selected scenarios reflect physically viable outcomes.

To focus on prompts that require deeper physical reasoning, we apply a lightweight filtering step using Gemini-2.5-Pro-Preview-05-06 [9] (hereafter referred to as Gemini 2.5 Pro). Specifically, we retain goal-solution pairs from PIQA that involve *secondary tool use* or *non-obvious object affordances*, such as using a credit card to scrape ice or a paperclip to eject a SIM tray. These scenarios go beyond standard object usage and demand an intuitive understanding of how tools can be repurposed based on their physical properties. This filtering sets our benchmark apart from prior efforts, which typically rely on canonical actions or predefined physics categories.

**Stage 2: Video Prompt Generation.** In the second stage, each selected goal-solution pair is transformed into a short, visual video prompt. We use Gemini 2.5 Pro with carefully crafted instructions to produce brief scene descriptions that depict the correct solution as a physically realizable action. Each prompt is required to describe a realistic, self-contained short video clip and focus on observable physical interactions such as placing, cutting, lifting, folding, or pouring. We explicitly instruct the model to avoid including non-visual elements such as purely internal states, abstract concepts, or speculative motivations, and to skip any input pairs that do not translate into meaningful, physically demonstrable actions. The output of this stage is a set of 383 base video prompts, each corresponding to a physically grounded real-world action scenario.

**Stage 3: Prompt Upsampling.** In the third stage, each base prompt is refined through *upsampling* using Gemini 2.5 Pro, guided by a second instruction that elaborates on the physical structure and affordance logic present in the scene.

This refinement process was inspired in part by recent efforts such as PhyT2V [33], which demonstrated that enriching prompts with object-level physical attributes significantly improves the realism and physical plausibility of T2V model outputs. Like PhyT2V, our upsampling focuses on grounded physical enhancements without introducing hallucinated elements or speculative consequences. We explicitly prompt Gemini 2.5 Pro to preserve the original scene scope and not introduce new objects, events, or outcomes beyond what is observable. As a result, each base prompt has a corresponding upsampled version that captures the same core action while enriching its physical structure and affordance logic. The full video generation pipeline, which includes examples of filtered solutions, prompt upsampling, and model outputs, is illustrated in Figure 3.

This stage yields 383 upsampled prompts, resulting in 766 unique prompts (383 base + 383 upsampled). We generate videos for each prompt using every evaluated text-to-video model, enabling us to assess not only surface-level mimicry but also the models’ ability to follow nuanced, causally rich, and physically grounded instructions.

### 3.3 Evaluation

To assess physical commonsense in generated videos, we adopt a three-stage evaluation pipeline illustrated in Figure 4.

**Stage 1: Physics-Grounded Question Generation.** Using the upsampled prompts from Stage 3 of our prompt construction, we generate targeted yes/no questions aligned with the seven physical commonsense dimensions in our ontology (Table 2). Each question is crafted to be answerable solely by inspecting the prompt, without requiring external knowledge, and the ground truth is always *yes*. We omit no-answer questions, which we found are often trivially solvable using superficial visual cues and do not reliably test physical understanding. In total, we generate 4123 yes/no questions, averaging 11 questions per video.

**Stage 2: Dense Video Captioning.** Each generated video is captioned using the AuroraCap model [6], which produces one general-purpose caption and seven dimension-specific captions. Each dimension-specific caption is guided by a particular physical reasoning category from our ontology, and is designed to highlight information relevant to that dimension, such as object properties, material behavior, or spatial layout.

**Stage 3: LLM as a Judge.** We use Gemini-2.5-Flash-Preview-04-17 [10] to answer each question using only the eight generated captions (without access to the video or prompt). A response is marked correct if the model answers *yes* for at least one caption. This multi-perspective captioning

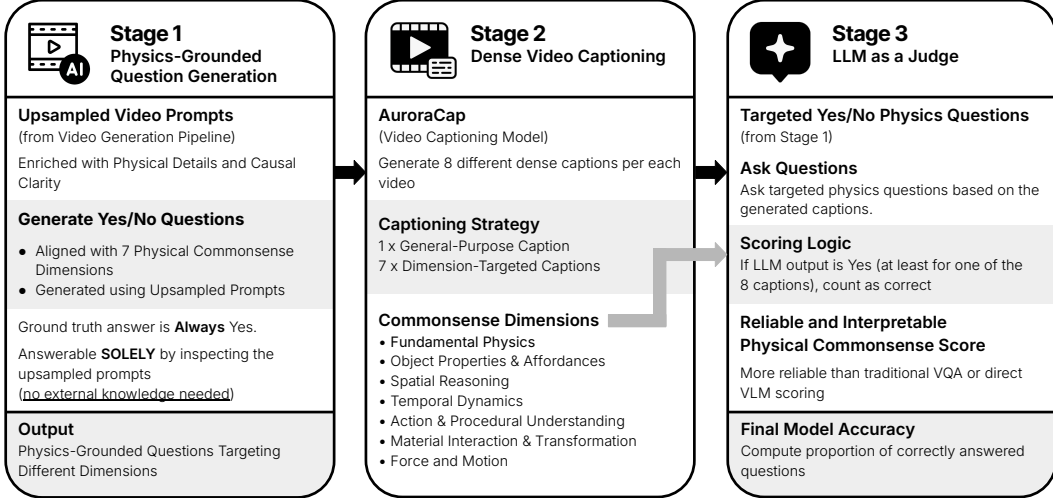


Figure 4: **Evaluation Pipeline.** Overview of our three-stage evaluation framework designed to assess physical commonsense in generated videos. Using the upsampled prompts, we generate yes/no questions aligned with one or more of the seven physical commonsense dimensions in our ontology (Stage 1). Each generated video is captioned using AuroraCap, which produces a general-purpose and seven dimension-specific captions aimed at surfacing evidence relevant to different types of physical reasoning (Stage 2). The LLM is prompted to answer the targeted physics question using only the video captions (Stage 3).

setup improves robustness and reduces false positives, addressing key challenges in VLM-based evaluation [17, 8]. Final accuracy is computed as the proportion of correctly answered questions using an LLM-as-judge approach, following recent trends in leveraging language models for grounded evaluation [37].

To analyze model behavior across difficulty levels, we partition the dataset into three subsets—**medium**, **hard**, and **extra hard**—based on top-4 model performance. Prompts are ranked by question accuracy and thresholded, yielding 123, 160, and 100 prompts, respectively. We release the medium and hard subsets publicly, while reserving the extra hard set for future evaluations.

## 4 Experimental Results

**Tested Models.** We evaluate a range of recent open and closed-source text-to-video (T2V) models covering diverse architectures and training paradigms. These include: (1) **VideoCrafter2** [7], a diffusion-based model for efficient video synthesis; (2) **CogVideoX-2B/5B** [34], autoregressive models for high-fidelity generation; (3) **Wan-1.3B/14B** [31], trained on large-scale multimodal corpora; (4) **Cosmos-7B/14B** [1], instruction-tuned for complex generation tasks; (5) **HunyuanVideo** [19], an open-source release from Tencent’s Hunyuan framework; (6) **LTX-Video** [12], a diffusion model using latent temporal encoding; (7) **MAGI-1** [29], a motion-aware autoregressive model; (8) **Sora** [26] and (9) **Veo-2** [11] are state-of-the-art proprietary models for high-quality video generation. Our benchmark includes both open-source and proprietary models to provide a broader view of current capabilities. All evaluations were conducted on a machine with a single NVIDIA A40 GPU.

**Results.** Table 3 summarizes the physical commonsense scores of all tested models across the seven ontology dimensions (see Table 2). Scores are reported separately for base and upsampled prompts, allowing us to analyze how models respond to varying levels of physical specificity. Each question is annotated with one or more ontology dimensions, and per-dimension accuracy is computed as the proportion of correctly answered questions. Additional analysis of question distribution and coverage is provided in the supplementary material.

We observe a consistent improvement across most models when evaluated on upsampled prompts, supporting prior findings [33] that enriching input prompts with grounded physical attributes can improve alignment with real-world expectations. This improvement is especially notable for dimensions

Table 3: **Model performances on physical commonsense dimensions using upsampled prompts.** Reported values indicate accuracy with upsampled prompts; values in parentheses show the change when models switch to base prompts. Evaluation covers seven key physical commonsense dimensions as defined in our ontology, **AU**: Action & Procedural Understanding, **FM**: Force and Motion, **FP**: Fundamental Physics, **MT**: Material Interaction & Transformation, **OP**: Object Properties & Affordances, **SR**: Spatial Reasoning, **TD**: Temporal Dynamics. Bold and underline denotes the best and second best methods.

Model	AU	FM	FP	MT	OP	SR	TD	Average
LTX-Video	20.6 (-4.2)	19.7 (-3.4)	18.0 (-2.1)	16.4 (-1.5)	24.3 (-4.4)	17.1 (-2.4)	14.1 (-4.8)	20.7 (-2.8)
VideoCrafter2	17.7 (-1.6)	19.3 (-2.8)	22.6 (-2.8)	18.3 (-2.8)	26.4 (-2.6)	15.7 (-0.2)	12.3 (-1.9)	22.0 (-1.8)
CogVideoX (2B)	22.2 (-1.5)	24.4 (-4.3)	23.3 (-2.8)	22.5 (-0.4)	29.2 (-4.0)	19.5 (-1.3)	16.7 (-1.5)	25.6 (-3.0)
CogVideoX (5B)	18.7 (-0.8)	19.4 (-3.1)	20.7 (-3.2)	17.8 (-1.5)	25.6 (-1.8)	17.9 (-0.4)	12.6 (+0.8)	20.8 (-1.5)
Wan2.1 (1.3B)	30.0 (-3.6)	28.9 (-5.3)	28.2 (-3.3)	28.5 (-2.0)	35.1 (-3.9)	27.3 (-3.3)	19.0 (-0.0)	30.5 (-3.2)
Wan2.1 (14B)	33.3 (-3.4)	31.4 (-1.7)	31.9 (-1.4)	32.4 (-3.3)	39.1 (-4.5)	29.8 (-1.5)	<b>23.4</b> (-1.5)	33.9 (-1.9)
MAGI-1	27.2 (-6.0)	26.3 (-3.8)	28.8 (-1.6)	27.7 (-4.6)	37.3 (-5.7)	30.3 (-5.3)	19.3 (-8.1)	32.5 (-5.5)
Hunyuan Video	26.4 (-0.6)	25.8 (+0.5)	27.7 (-0.1)	31.9 (-4.8)	35.7 (-1.9)	23.9 (+2.2)	<u>21.6</u> (-5.2)	30.1 (-1.2)
Cosmos (7B)	32.1 (-8.1)	32.4 (-9.1)	<b>32.9</b> (-8.6)	35.8 (-11.0)	<u>39.6</u> (-10.5)	<u>31.7</u> (-10.1)	<u>21.6</u> (-8.2)	<u>34.8</u> (-8.3)
Cosmos (14B)	<b>35.7</b> (-6.0)	<u>33.3</u> (-6.1)	30.9 (-4.0)	<b>36.8</b> (-6.0)	<b>41.0</b> (-9.8)	<b>32.7</b> (-5.6)	20.8 (-0.3)	<b>36.1</b> (-7.1)
Sora	28.6 (+2.4)	30.0 (-1.1)	29.9 (+0.2)	33.1 (+0.3)	37.0 (-1.1)	24.8 (+1.7)	16.7 (+2.6)	31.4 (+0.3)
Veo-2	<u>34.9</u> (-0.7)	<b>33.8</b> (-2.3)	<u>31.7</u> (-2.7)	<u>36.0</u> (-3.1)	38.4 (-1.5)	29.7 (+1.0)	19.5 (+2.5)	<u>34.8</u> (-0.7)

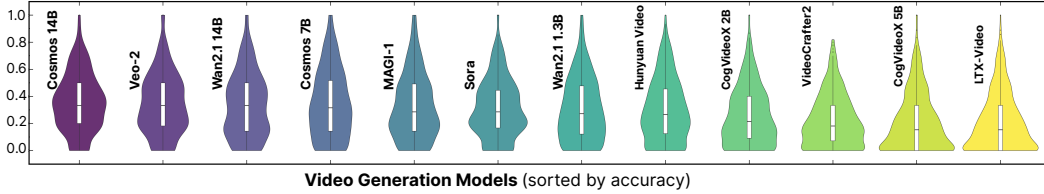


Figure 5: **Comparison of performances of video generation models on PhysVidBench.** Each violin plot corresponds to a distinct model and shows the probability distribution of accuracy scores across all evaluated prompts.

involving materials (MT), object properties (OP), and force dynamics (FM). For example, models like MAGI-1 and Cosmos (7B, 14B) show a 5-8 point gain on average from prompt upsampling. However, two dimensions consistently emerge as most challenging: **Spatial Reasoning (SR)** and **Temporal Dynamics (TD)**. These require models to reason over object placement, geometry, occlusion, and event sequencing, which are capabilities still underdeveloped in current T2V architectures. Even large open-source models like Wan 2.1-14B and Cosmos-7B, and closed-source models such as Sora and Veo-2 perform considerably lower on SR and TD compared to other categories, highlighting a key limitation in current physical video understanding.

In contrast, **Object Properties & Affordances (OP)** appears to be the least challenging dimension, with many models achieving relatively higher scores. This suggests that models may rely on visual heuristics to identify object attributes (e.g., softness, containment) more easily than relational patterns. Overall, while prompt enrichment helps expose latent capabilities, the absolute scores remain modest even for the best-performing systems. These results indicate that despite recent progress in video generation, current models still fall short of robust, generalizable physical commonsense reasoning. Significant advancements in architecture, temporal modeling, and training supervision will be necessary to bridge this gap.

**Model Scaling.** We now examine the relationship between model size and physical commonsense performance. Intuitively, larger models are expected to generalize better, especially in complex reasoning tasks. Our results partially support this trend: Wan2.1-14B consistently outperforms its 1.3B variant across all dimensions, and Cosmos-7B shows notable gains over smaller models. However, this scaling benefit is not universal. For instance, CogVideoX-2B outperforms CogVideoX-5B in every category, suggesting that larger parameter counts alone do not guarantee better physical

reasoning capabilities. This is especially evident in dimensions such as Spatial Reasoning (SR) and Temporal Dynamics (TD), where even the largest models struggle.

Interestingly, we observe that larger models benefit more from prompt upsampling. For example, Cosmos-14B exhibits an average gain of over 8 points from prompt enrichment, compared to smaller models like LTX-Video or VideoCrafter2, where improvements are more modest. This implies that large models are better equipped to leverage fine-grained physical detail when it is made explicit in the input. Nevertheless, the overall scaling curve remains shallow, with gains from larger models insufficient to solve the hardest dimensions (see Figure 5). However, this trend does not hold for all models. In contrast, we observe the opposite trend with the proprietary **Sora** model in that prompt upsampling decreases its performance. A plausible explanation is that Sora already incorporates an internal prompt upsampling mechanism during generation. However, due to the lack of publicly available architectural details for proprietary models, we are unable to offer a more thorough diagnosis of this behavior.

In summary, these findings highlight a key limitation. Current scaling strategies may improve surface-level visual fidelity but do not meaningfully advance deep physical understanding. Progress in this area will likely require architectural changes, physically grounded pretraining, and improved temporal and relational modeling.

## 5 Insights and Discussion

**Prompt Enrichment Amplifies Physical Reasoning.** Across nearly all models, we observe that upsampled prompts significantly improve performance, particularly on dimensions requiring fine-grained material, force, and object-level understanding. This supports the idea that many models possess latent physical reasoning abilities that can be surfaced through physically explicit language. Cosmos-7B, for example, gains over 8 points from prompt enrichment, while smaller models like VideoCrafter2 and LTX-Video exhibit more modest improvements.

**Spatial and Temporal Reasoning Remain Core Challenges.** Despite prompt enrichment, models consistently struggle with Spatial Reasoning (SR) and Temporal Dynamics (TD). These dimensions involve complex tasks such as understanding occlusion, geometry, object placement, and the order of events over time. Current T2V architectures show clear limitations in these areas. Even large open-source models like Wan2.1 14B and Cosmos 14B, closed-source models such as Sora and Veo-2 achieve significantly lower scores on SR and TD compared to most other dimensions, highlighting persistent gaps in relational and temporal reasoning.

**Heuristic Reasoning Inflates Scores in Easier Dimensions.** Dimensions like Object Properties and Affordances (OP) yield comparatively high scores across all models. This may indicate that models rely on simple visual cues, such as recognizing softness or rigidity, rather than demonstrating deeper causal understanding. As a result, strong performance in these areas should not be taken as evidence of broad physical reasoning capabilities.

**Scaling Alone Is Not Enough.** While larger models generally outperform smaller ones, the relationship between scale and performance is not linear. For instance, CogVideoX-2B outperforms its 5B counterpart across several dimensions, indicating that raw parameter count does not guarantee better physical commonsense. Improvements from scaling appear to plateau unless paired with physically enriched inputs or more structured supervision.

**Large Models Respond Better to Physically Rich Inputs.** Larger models benefit more from prompt upsampling. Cosmos-7B improves by over 8 points with enriched prompts, and Cosmos-14B gains 7 points, while smaller models like LTX or VideoCrafter2 show gains under 3 points. Interestingly, we did not observe similar improvements in Sora, possibly due to internal mechanisms within the model that may already perform a form of internal prompt upsampling. This suggests that model scale generally helps extract more value from prompts when physical detail is made explicit in the input, although architectural specifics can influence this trend.

**Future Work.** These findings indicate that while recent models show promise, they remain far from robust physical understanding. We believe future progress will require architectural changes that emphasize temporal abstraction and object-centric modeling, as well as training strategies grounded in causal, physical, and procedural supervision. Incorporating real-world physics priors or interactive environments may also be key to bridging the current reasoning gap.

## 6 Limitations

While our primary focus is on open-source T2V models to ensure reproducibility and transparency, we also include a small number of proprietary models to broaden the scope of the evaluation. Further exploration of additional closed-source models remains a valuable direction for future research. Additionally, our use of LLMs for caption-based question answering may introduce occasional errors, as these models can produce inaccurate or hallucinated outputs.

## 7 Conclusion

We introduced **PhysVidBench**, a benchmark for evaluating physical commonsense understanding in text-to-video (T2V) generation models. With a focus on tool use, object affordance, and causal interactions, the benchmark pairs physically enriched prompts with a structured evaluation pipeline that avoids the limitations of direct vision-language model scoring. Results across a range of open and closed-source models show that enriched prompts lead to meaningful gains, especially in larger systems, but also reveal persistent difficulties in spatial and temporal reasoning. These insights underscore the need for progress in architecture, training methods, and evaluation strategies that prioritize grounded physical understanding. PhysVidBench offers a foundation for tracking and accelerating such developments.

## References

- [1] N. Agarwal, A. Ali, M. Bala, Y. Balaji, E. Barker, T. Cai, P. Chattopadhyay, Y. Chen, Y. Cui, Y. Ding, et al. Cosmos world foundation model platform for physical AI. [arXiv preprint arXiv:2501.03575](#), 2025.
- [2] Z. Bai, H. Ci, and M. Z. Shou. Impossible videos. [arXiv preprint arXiv:2503.14378](#), 2025.
- [3] H. Bansal, Z. Lin, T. Xie, Z. Zong, M. Yarom, Y. Bitton, C. Jiang, Y. Sun, K.-W. Chang, and A. Grover. VideoPhy: Evaluating physical commonsense for video generation. [arXiv preprint arXiv:2406.03520](#), 2024.
- [4] H. Bansal, C. Peng, Y. Bitton, R. Goldenberg, A. Grover, and K.-W. Chang. VideoPhy-2: A challenging action-centric physical commonsense evaluation in video generation. [arXiv preprint arXiv:2503.06800](#), 2025.
- [5] Y. Bisk, R. Zellers, R. L. Bras, J. Gao, and Y. Choi. Piqa: Reasoning about physical commonsense in natural language, 2019. URL <https://arxiv.org/abs/1911.11641>.
- [6] W. Chai, E. Song, Y. Du, C. Meng, V. Madhavan, O. Bar-Tal, J.-N. Hwang, S. Xie, and C. D. Manning. AuroraCap: Efficient, performant video detailed captioning and a new benchmark. In *Proceedings of the International Conference on Learning Representations (ICLR)*, 2025.
- [7] H. Chen, Y. Zhang, X. Cun, M. Xia, X. Wang, C. Weng, and Y. Shan. VideoCrafter2: Overcoming data limitations for high-quality video diffusion models. In *Proceedings of the IEEE/CVF Conference on Computer Vision and Pattern Recognition*, pages 7310–7320, 2024.
- [8] W. Chow, J. Mao, B. Li, D. Seita, V. Guizilini, and Y. Wang. PhysBench: Benchmarking and enhancing vision-language models for physical world understanding. In *Proceedings of the International Conference on Learning Representations (ICLR)*, 2025.
- [9] Google DeepMind. Gemini 2.5 Pro. <https://deepmind.google/technologies/gemini/pro/>, 2025. Accessed May 15, 2025.
- [10] Google DeepMind. Gemini 2.5 Flash. <https://deepmind.google/technologies/gemini/flash/>, 2025. Accessed May 15, 2025.
- [11] Google DeepMind. Veo-2. <https://deepmind.google/technologies/veo/veo-2/>, 2025. Accessed May 11, 2025.

- [12] Y. HaCohen, N. Chiprut, B. Brazowski, D. Shalem, D. Moshe, E. Richardson, E. Levin, G. Shiran, N. Zabari, O. Gordon, P. Panet, S. Weissbuch, V. Kulikov, Y. Bitterman, Z. Melumian, and O. Bibi. LTX-Video: Realtime video latent diffusion. arXiv preprint arXiv:2501.00103, 2024.
- [13] H. He, Y. Zhang, L. Lin, Z. Xu, and L. Pan. Pre-trained video generative models as world simulators. arXiv preprint arXiv:2502.07825, 2025.
- [14] J. Hessel, A. Holtzman, M. Forbes, R. Le Bras, and Y. Choi. CLIPScore: A reference-free evaluation metric for image captioning. In Proceedings of the 2021 Conference on Empirical Methods in Natural Language Processing, pages 7514–7528, 2021.
- [15] A. Hu, L. Russell, H. Yeo, Z. Murez, G. Fedoseev, A. Kendall, J. Shotton, and G. Corrado. GAIA-1: A generative world model for autonomous driving. arXiv preprint arXiv:2309.17080, 2023.
- [16] Y. Hu, L. Wang, X. Liu, L.-H. Chen, Y. Guo, Y. Shi, C. Liu, A. Rao, Z. Wang, and H. Xiong. Simulating the real world: A unified survey of multimodal generative models. arXiv preprint arXiv:2503.04641, 2025.
- [17] W. Huang, H. Liu, M. Guo, and N. Z. Gong. Visual hallucinations of multi-modal large language models. In Findings of the Association for Computational Linguistics (ACL), 2024.
- [18] Z. Huang, Y. He, J. Yu, F. Zhang, C. Si, Y. Jiang, Y. Zhang, T. Wu, Q. Jin, N. Chanpaisit, et al. Vbench: Comprehensive benchmark suite for video generative models. In Proceedings of the IEEE/CVF Conference on Computer Vision and Pattern Recognition, pages 21807–21818, 2024.
- [19] W. Kong, Q. Tian, Z. Zhang, R. Min, Z. Dai, J. Zhou, J. Xiong, X. Li, B. Wu, J. Zhang, et al. Hunyuanvideo: A systematic framework for large video generative models. arXiv preprint arXiv:2412.03603, 2024.
- [20] Kuaishou Team. Kling. <https://klingai.kuaishou.com/>, 2024. Accessed May 12, 2025.
- [21] Y. Liu, L. Li, S. Ren, R. Gao, S. Li, S. Chen, X. Sun, and L. Hou. FETV: A benchmark for fine-grained evaluation of open-domain text-to-video generation. Advances in Neural Information Processing Systems, 36:62352–62387, 2023.
- [22] Y. Liu, X. Cun, X. Liu, X. Wang, Y. Zhang, H. Chen, Y. Liu, T. Zeng, R. Chan, and Y. Shan. EvalCrafter: Benchmarking and evaluating large video generation models. In Proceedings of the IEEE/CVF Conference on Computer Vision and Pattern Recognition, pages 22139–22149, 2024.
- [23] Y. Liu, K. Zhang, Y. Li, Z. Yan, C. Gao, R. Chen, Z. Yuan, Y. Huang, H. Sun, J. Gao, L. He, and L. Sun. Sora: A review on background, technology, limitations, and opportunities of large vision models, 2024. URL <https://arxiv.org/abs/2402.17177>.
- [24] F. Meng, J. Liao, X. Tan, W. Shao, Q. Lu, K. Zhang, Y. Cheng, D. Li, Y. Qiao, and P. Luo. Towards world simulator: Crafting physical commonsense-based benchmark for video generation. arXiv preprint arXiv:2410.05363, 2024.
- [25] S. Motamed, L. Culp, K. Swersky, P. Jaini, and R. Geirhos. Do generative video models learn physical principles from watching videos? arXiv preprint arXiv:2501.09038, 2025.
- [26] OpenAI. Sora: Generating videos from text, 2025. URL <https://openai.com/sora>. Accessed May 14, 2025.
- [27] Runway Team. Gen-3 Alpha. <https://runwayml.com/research/introducing-gen-3-alpha>, 2024. Accessed May 10, 2025.
- [28] T. Salimans, I. Goodfellow, W. Zaremba, V. Cheung, A. Radford, and X. Chen. Improved techniques for training gans. Advances in neural information processing systems, 29, 2016.
- [29] Sand-AI. Magi-1: Autoregressive video generation at scale, 2025. URL [https://static.magi.world/static/files/MAGI\\_1.pdf](https://static.magi.world/static/files/MAGI_1.pdf).

- [30] T. Unterthiner, S. Van Steenkiste, K. Kurach, R. Marinier, M. Michalski, and S. Gelly. Towards accurate generative models of video: A new metric & challenges. arXiv preprint arXiv:1812.01717, 2018.
- [31] A. Wang, B. Ai, B. Wen, C. Mao, C.-W. Xie, D. Chen, F. Yu, H. Zhao, J. Yang, J. Zeng, et al. Wan: Open and advanced large-scale video generative models. arXiv preprint arXiv:2503.20314, 2025.
- [32] X. Wang, Z. Zhu, G. Huang, B. Wang, X. Chen, and J. Lu. Worlddreamer: Towards general world models for video generation via predicting masked tokens. arXiv preprint arXiv:2401.09985, 2024.
- [33] Q. Xue, X. Yin, B. Yang, and W. Gao. PhyT2V: LLM-guided iterative self-refinement for physics-grounded text-to-video generation. In Proceedings of the IEEE/CVF Conference on Computer Vision and Pattern Recognition (CVPR), 2025.
- [34] Z. Yang, J. Teng, W. Zheng, M. Ding, S. Huang, J. Xu, Y. Yang, W. Hong, X. Zhang, G. Feng, D. Yin, Y. Zhang, W. Wang, Y. Cheng, B. Xu, X. Gu, Y. Dong, and J. Tang. CogVideoX: Text-to-video diffusion models with an expert transformer. In Proceedings of the International Conference on Learning Representations (ICLR), 2025.
- [35] L. Yu, Y. Cheng, K. Sohn, J. Lezama, H. Zhang, H. Chang, A. G. Hauptmann, M.-H. Yang, Y. Hao, I. Essa, and L. Jiang. Magvit: Masked generative video transformer, 2023. URL <https://arxiv.org/abs/2212.05199>.
- [36] D. Zheng, Z. Huang, H. Liu, K. Zou, Y. He, F. Zhang, Y. Zhang, J. He, W.-S. Zheng, Y. Qiao, et al. VBench-2.0: Advancing video generation benchmark suite for intrinsic faithfulness. arXiv preprint arXiv:2503.21755, 2025.
- [37] L. Zheng, W.-L. Chiang, Y. Sheng, S. Zhuang, Z. Wu, Y. Zhuang, Z. Lin, Z. Li, D. Li, E. Xing, et al. Judging LLM-as-a-judge with MT-bench and Chatbot Arena. Advances in Neural Information Processing Systems, 36:46595–46623, 2023.

# Supplementary Material

In this supplementary material, we provide:

- A comprehensive comparison of PhysVidBench against prior physical-commonsense video benchmarks, namely PhyGenBench, VBench 2.0, VideoPhy-2, and Impossible Videos, showing representative prompts and discussing key differences.
- A detailed description of our benchmark design and evaluation pipeline, covering prompt generation and upsampling with full LLM instruction templates.
- An expanded review of our physical commonsense ontology, including definitions for each of the seven dimensions, counts of scenarios per category, and example base vs. upsampled prompts.
- A step-by-step account of our dense captioning and question-answering workflow, including the dimension-targeted AuroraCap prompts, representative multi-perspective captions, and the full text of the prompt used to solicit binary judgments from the language model.
- Results of our difficulty-based prompt stratification into Medium, Hard, and Very Hard subsets, along with per-model performance on each subset.
- Representative qualitative examples that contrast successful and failed video generations across different models and dimensions, accompanied by key frames and QA verdicts.
- Full details of our human evaluation study, including participant demographics, instruction sets, interface screenshots, inter-annotator agreement statistics, and comparison between human and LLM judgments.
- The effect of caption detail (short vs. dense) on model performance.
- An in-depth discussion of the scope and the limitations of our proposed PhysVidBench benchmark.

## A Expanded Comparison with Existing Benchmarks

While prior video-generation benchmarks probe particular aspects of physical reasoning, none offer the breadth and task-oriented focus of PhysVidBench.

- **PhyGenBench** [24] targets isolated physical laws like buoyancy, stress, elasticity through scenarios such as a sponge being squeezed or a ball bouncing. Its prompts highlight single phenomena in passive settings and omit any agent-driven tool use or multi-step manipulations.
- **VBench 2.0** [36] introduces a wide variety of scene types and evaluates models on spatial consistency, temporal coherence, and visual realism. However, it devotes limited attention to object affordances or the mechanics of purposeful interactions, testing where objects “are” rather than what agents can “do” with them.
- **VideoPhy-2** [4] emphasizes motion plausibility and physical violations, e.g. a Segway traversing speed bumps or a gymnast back-flipping near a wall. Yet, these scenarios rarely involve purposeful tool handling or causal sequences of actions.
- **Impossible Videos** [2] leverages visually striking, intentionally implausible phenomena such as endless pouring of liquid, and self-moving books to expose hallucinations in generation models. While effective at uncovering obvious physics failures, its surreal setups lack grounding in real-world, goal-driven tasks.

In contrast, **PhysVidBench** is built around grounded, goal-oriented prompts derived from the PIQA dataset. Each scenario requires agents to use or repurpose everyday objects in deliberate sequences that simultaneously engage multiple commonsense dimensions (force application, spatial fit, material properties, containment, and procedural causality). This affordance-centric design makes PhysVidBench uniquely suited for assessing whether text-to-video models truly “understand” how tools and materials behave in practical, manipulable tasks.

In the following, we list representative prompts from each benchmark to illustrate these contrasts.

PhyGenBench
<p><b>Example Prompt 1:</b> A cup of water is slowly poured out in the space station, releasing the liquid into the surrounding area.</p> <p><i>Tests gravity absence in a synthetic environment; lacks real-world, goal-directed action or interaction with tools.</i></p> <p>-----</p> <p><b>Example Prompt 2:</b> A timelapse of a water-filled sponge being forcefully squeezed by hand, with the pressure intensifying rapidly over time.</p> <p><i>Shows material deformation under stress, but the action is passive. It does not involve affordance-based manipulation or multi-step use of the sponge.</i></p> <p>-----</p> <p><b>Example Prompt 3:</b> A vibrant, elastic rubber ball is thrown forcefully towards the ground, capturing its dynamic interaction with the surface upon impact.</p> <p><i>Focuses on elasticity and rebound, but lacks physical goal structure, repurposed tool logic, or causal task sequences.</i></p>
VBench 2.0
<p><b>Exmple Prompt 1:</b> A brown dog is on the left of an apple, then the dog moves to the right of the apple.</p> <p><i>Tests spatial consistency from different perspectives but lacks physical interaction, causality, or manipulation involving materials or tools.</i></p> <p>-----</p> <p><b>Example Prompt 2:</b> A jar of peanut butter is opened in the space station, with the viscous liquid slowly dispersing.</p> <p><i>Depicts fluid behavior in zero gravity but is passive and context-specific. There is no</i></p>

*goal-directed manipulation or tool-based interaction.*

**Example Prompt 3:** A person is drinking a glass of water, then they suddenly start cleaning the windows.

*Shows a behavioral transition but omits the physical process involved in cleaning. The objects used and the steps required are unspecified and ungrounded.*

### VideoPhy-2

**Example Prompt 1:** A Segway bumps over a series of small speed bumps, the rider maintaining balance with slight adjustments.

*Evaluates motion plausibility and equilibrium but lacks goal-directed object use, sequential interaction steps, or any reasoning about tool affordances.*

**Example Prompt 2:** A backflip is performed close to a wall. The person carefully ensures their momentum keeps them clear from hitting the wall.

*Involves physical trajectory reasoning but does not require interaction with any objects or manipulation of the environment for task completion.*

**Example Prompt 3:** A backhoe digs a large hole in the ground, throwing up a mound of dirt.

*Depicts mechanical tool usage, yet the prompt remains high-level and underspecified. It does not describe the procedural steps or physical constraints involved in the interaction.*

### Impossible Videos

**Example Prompt 1:** A person continuously pours water from a glass pot, yet remarkably the water level inside remains constant. This photo-realistic illusion defies natural physics as the endless stream flows without depleting the pot's contents. The scene takes place against a plain background, creating a focused view of this seemingly impossible phenomenon.

*Intentionally violates conservation of mass for visual paradox, but lacks grounded, goal-driven interaction or affordance-sensitive manipulation.*

**Example Prompt 2:** A metallic iron ball bounces off a polished marble floor in a physically unusual manner. Defying normal physics, each consecutive bounce reaches a greater height than the last, creating an eerily unnatural progression of increasing rebounds. The glossy surface of the floor reflects the ball's motion in this photo-realistic scene, set against what appears to be an indoor space.

*Targets energy conservation violation in isolation. However, it contains no agent, object use, or causal physical interaction sequences grounded in real-world affordances.*

**Example Prompt 3:** A book mysteriously opens by itself on a plain wooden desk surface, its pages flipping autonomously without any visible human intervention or external force. The photo-realistic footage captures this unexplainable movement in a well-lit indoor setting, defying natural physics as the book cover and pages lift and turn on their own.

*Demonstrates spontaneous motion but offers no agent-object interaction, mechanical force reasoning, or procedural physicality that would be necessary in task-driven video generation.*

### PhysVidBench (Ours)

**Example Prompt 1:** A slice of bread is pressed onto small glass fragments scattered on a surface, picking them up.

*Involves soft material usage for delicate cleanup. Engages reasoning about texture, surface*

*adhesion, and containment, grounded in everyday physical affordances.*

---

**Example Prompt 2:** Duct tape is wrapped around a stuck light bulb in a socket, and a hand uses the tape to twist the bulb counter-clockwise, loosening it.

*Demonstrates tool repurposing and torque application. Highlights grip mechanics, flexibility, and rotational force in a functional task context.*

---

**Example Prompt 3:** A drink can is placed upright into the opening of a shoe resting on the floor of a car's passenger side.

*Tests reasoning about shape compatibility, friction, and containment. Showcases improvised affordance in a constrained physical setup.*

## B Benchmark Design and Evaluation Details

### B.1 Prompt Generation and Upsampling

Our benchmark construction pipeline begins with the PIQA dataset, utilizing its extensive repository of physically grounded scenarios. Specifically, we use the training and validation splits and exclude the test split due to the absence of ground truth labels. By selecting only correct solutions from these splits, we obtain more than 17,000 goal-solution pairs. Our pipeline then proceeds through three stages: (1) *Initial filtering*; (2) *Video prompt generation*; and (3) *Prompt upsampling*.

**Stage 1: PIQA Dataset and Initial Filtering.** We use Gemini 2.5 Pro model to select only those PIQA scenarios that involve secondary or repurposed tool use, those that inherently require physical-commonsense reasoning. This filtering yields a compact set of complex, interaction-centric tasks ideal for text-to-video evaluation. Below is an example prompt illustrating the instructions provided to Gemini 2.5 Pro in this stage.

#### Video Generation Pipeline - Stage 1: PIQA Dataset and Initial Filtering

I will provide a series of examples from the PIQA dataset where common household objects or tools are used either in their primary/intended way or in repurposed/alternative ways (i.e., "life hacks"). Your task is to determine whether a given PIQA goal-solution pair reflects the primary usage of an object or not.

**Definition:** If the object is being used in its intended, standard, or conventional way, respond with: No

If the object is being used in an alternative or repurposed way (i.e., not its typical function), respond with: Yes

You are given a list of goal-action pairs (e.g., "Water Bottle → Egg Separator", "Credit Card → Ice Scraper") which illustrate how PIQA questions often involve creative or secondary uses of common items. These examples represent secondary usage. This list can guide your understanding of what constitutes repurposing. You will now be given a PIQA goal and two solutions. Based on your understanding of object affordances and typical usage. Determine only whether the goal/solution pair represents a secondary use of an object. Write only the answer, Yes or No. Do not explain or describe the reasoning.

Here are examples from the PIQA dataset where common objects or tools are used for a purpose other than their primary, intended function (i.e., alternative uses or "life hacks"):

**Water Bottle → Egg Separator:**

**Goal:** To separate egg whites from the yolk using a water bottle...

**Action:** Squeeze the water bottle and press it against the yolk. Release, which creates suction and lifts the yolk.

**Hair Net → Vacuum Filter:**

**Goal:** How do I find something I lost on the carpet?

**Action:** Put a hair net on the end of your vacuum and turn it on. (To catch small items before they go into the vacuum bag).

These examples demonstrate the kind of creative repurposing and understanding of object affordances beyond their primary function that the PIQA dataset aims to capture.

Write only the answer for each goal with comma separator: Yes or No. Do not explain or describe the reasoning.

Give the answer for this Goal Solution pair:

**Goal:** How can I paint stars on a black background?

**Solution:** Use an old toothbrush covered in white paint and flick at the background.

**Stage 2 - Video Prompt Generation.** We use the Gemini 2.5 Pro model to transform each filtered goal–solution pair into a concise, visually explicit video generation prompt. This process produces 383 distinct base prompts, each outlining a self-contained scenario with clear, physically grounded actions. Below is an example prompt illustrating the instructions provided to Gemini 2.5 Pro in this stage.

#### Video Generation Pipeline - Stage 2: Video Prompt Generation

You are given question–answer pairs from the PIQA dataset. Each pair consists of a physical goal (what someone wants to achieve) and a solution (how to achieve it). Your task is to write a **realistic and physically plausible video generation prompt** that visually demonstrates the provided solution.

##### Important Instructions:

- Only generate a short, visualizable **video prompt** that clearly shows the solution being carried out.
- The prompt should describe a **realistic short video clip** (under 10 seconds).
- You do **not** have to begin each prompt with “A person”. Be natural — use whatever fits best (e.g., “A dog. . .”, “Hands. . .”, “Someone. . .”, “Two people. . .”, “The object. . .”).
- If the solution is not visualizable or does not reflect meaningful physical interaction or common-sense action, **skip it** (do not generate a prompt).
- Be **specific** and **physically grounded** — actions should be directly observable (e.g., cutting, pouring, lifting, placing).
- Do not repeat the goal or the original solution text.

##### Example Conversions:

**Goal:** You want to dry your wet hands.

**Solution:** Use a towel

**Video Prompt for Solution:** Wet hands are rubbed against a cotton towel.

**Goal:** You want to keep a door open.

**Solution:** Use a doorstop

**Video Prompt for Solution:** A door is held open by sliding a rubber doorstop underneath.

**Goal:** You want to get rid of wrinkles in a shirt.

**Solution:** Use an iron

**Video Prompt for Solution:** An iron glides over a wrinkled shirt on an ironing board, flattening it.

Now, for each of the following goal–solution pairs from the PIQA dataset, return a single line in the format below **only if it qualifies**:

PIQA Input:

**Goal:** How can I paint stars on a black background?

**Solution:** Use an old toothbrush covered in white paint and flick at the background.

**Stage 3 - Prompt Upsampling.** We use the Gemini 2.5 Pro model to enrich each base prompt with fine-grained physical details such as explicit force application, material behaviors, and spatial constraints, while preserving the original scene scope. This controlled upsampling yields 383 upsampled prompts that surface deeper commonsense cues without introducing new objects or outcomes. Below is an example prompt illustrating the instructions provided to Gemini 2.5 Pro in this stage.

**Video Generation Pipeline - Stage 3: Prompt Upsampling**

You are a reasoning-augmented AI model tasked with upsampling video generation prompts using knowledge of physical commonsense and object affordances, while strictly preserving the original scene boundaries. Given a simple prompt, you must rewrite it into a richer, more physically grounded version by:

- Elaborating on object properties (e.g., material, size, rigidity, weight) that affect how actions are performed
- Clarifying affordances (e.g., what can be held, moved, poured, tied) based on those properties
- Expanding the action description in a physically realistic, causally plausible sequence
- Including any relevant environmental or contextual conditions (e.g., gravity, surface type)
- Do not introduce any new objects or tools not mentioned in the original prompt
- Do not describe outcomes or events that happen after the main action (no result, consequence, or future speculation)
- Your goal is to make the prompt maximally useful for video generation models that rely on physical reasoning, without hallucinating or extending beyond the original scope.

**Example Input:**  
"A person places coffee filters inside the cup holders of a car."

**Upsampled Output:**  
"A person carefully pushes white paper coffee filters, each lightweight and slightly crinkled, into the round plastic cup holders on the car's center console. The filters conform to the shape of the holders due to their flexible, foldable structure. The car interior is clean and the cup holders are empty, allowing the filters to settle flush against the bottom surface."

Only return the upsampled prompt as output. Do not explain your reasoning or include anything else in your answer.

**Prompt:** A person dips an old toothbrush in white paint and flicks it onto a black background, creating stars.

Altogether, PhysVidBench comprises 766 unique prompts (383 base + 383 upsampled), enabling a comprehensive evaluation of physical commonsense reasoning in text-to-video models. Representative examples illustrating the outcome of each stage of our pipeline are shown below.

**Example-1**

**Stage 1: PIQA Dataset and Initial Filtering**  
Goal: How can I paint stars on a black background?  
Solution: Use an old toothbrush covered in white paint and flick at the background.

-----

**Stage 2: Video Prompt Generation**  
A person dips an old toothbrush in white paint and flicks it onto a black background, creating stars.

-----

**Stage 3: Prompt Upsampling**  
A person firmly grips the handle of an old, worn toothbrush, its plastic slightly yellowed with age. They dip the frayed bristles into a can of thick, white paint. The paint clings to the bristles due

to its viscosity. With a controlled wrist motion, they flick the paint-laden toothbrush towards a large, matte black canvas backdrop. Tiny droplets of white paint detach from the bristles and spray outwards, propelled by the force of the flick. The droplets travel through the air, influenced by gravity, before adhering to the vertical surface of the canvas.

#### Example-2

##### Stage 1: PIQA Dataset and Initial Filtering

Goal: When I am driving an older car with no cupholders where can I place my beverage?

Solution: Use an old shoe, place the drink container in the place where your foot enters the shoe and it will help stabilize it.

##### Stage 2: Video Prompt Generation

A drink can is placed upright into the opening of a shoe resting on the floor of a car's passenger side.

##### Stage 3: Prompt Upsampling

A cylindrical aluminum drink can, rigid due to its metal construction and filled with liquid giving it noticeable weight, is carefully maneuvered vertically downwards. It is inserted, base-first, into the flexible fabric opening of a casual shoe which is resting flat on its firm sole upon the textured floor surface of the car's passenger side. The can maintains its upright orientation under gravity as its smooth, flat circular base makes stable contact with the interior insole surface deep within the shoe's cavity.

#### Example-3

##### Stage 1: PIQA Dataset and Initial Filtering

Goal: How do I find something I lost on the carpet?

Solution: Put a hair net on the end of your vacuum and turn it on.

##### Stage 2: Video Prompt Generation

A person attaches a hair net to the end of a vacuum cleaner and uses it to search for a small object on a carpet.

##### Stage 3: Prompt Upsampling

A person stretches the elastic rim of a fine, white nylon hair net, expanding its opening, and carefully fits it over the circular nozzle of a dark gray plastic vacuum cleaner hose. The net conforms to the hose's shape, held in place by its own tension. The vacuum cleaner is then used to gently hover over a low-pile carpet, its fibers slightly compressed by the vacuum's suction. The person guides the nozzle in slow, overlapping passes, the hair net acting as a barrier to prevent small objects from being sucked into the machine.

## B.2 Physical Commonsense Dimensions and Sample Prompts

Below we present each of the seven physical commonsense dimensions defined in our benchmark, accompanied by representative base and upsampled prompts from PhysVidBench. While the prompts shown under each category were selected because they most strongly emphasize the associated reasoning dimension, it is important to note that prompts in PhysVidBench are not confined to a single category. In practice, most scenarios engage multiple forms of physical reasoning at the same time. For example, a prompt may involve both force application and spatial configuration, or material properties combined with temporal sequencing. This multi-dimensional grounding reflects the complex and realistic nature of physical tasks, and it distinguishes PhysVidBench from benchmarks that test physical concepts in isolation.

**Fundamental Physics:** *The study of inherent object attributes, including material composition, rigidity, softness, and functional affordances like containment or support*

**Base Prompt:** A flashlight lying on a dark floor illuminates tiny shards of broken glass by casting long shadows from them.

**Upsampled Prompt:** A cylindrical metal flashlight rests horizontally on a dark, flat floor, its switch in the 'on' position. A focused beam of bright light emits from its lens, traveling parallel and close to the floor surface. This low-angle light strikes multiple tiny, sharp-edged, transparent shards of broken glass scattered across the floor. Because the light source is nearly level with the floor, even the small vertical profile of each glass shard is sufficient to block the light path, causing disproportionately long, thin shadows to stretch out behind each shard, starkly visible against the surrounding darkness of the floor.

**Base Prompt:** A hand pours a small amount of white flour into a larger bowl of water and begins stirring with a spoon.

**Upsampled Prompt:** A human hand directs a small stream of fine, white, lightweight flour powder downwards due to gravity, letting it fall onto the surface of still water held within a larger, rigid bowl resting on a flat surface. The flour particles make contact with the liquid. The hand then grips the rigid handle of a spoon, submerges the spoon's end into the water where the flour landed, and initiates a stirring motion, moving the spoon through the water and the suspended flour particles.

**Base Prompt:** A plastic bag containing meat sits on an upside-down aluminum pot, with another pot filled with water placed directly on top of the bagged meat.

**Upsampled Prompt:** A flexible, translucent plastic bag, visibly holding a weighty piece of raw meat which causes the thin material to bulge slightly, is positioned on the flat, circular, upturned bottom of a lightweight yet rigid aluminum cooking pot resting stably upside-down on its rim. Placed directly centered on top of this bagged meat rests another rigid cooking pot, its flat bottom making full contact; this second pot contains a significant volume of water, adding substantial downward weight due to gravity. The pliable plastic bag is compressed between the base of the top, water-filled pot and the upturned base of the bottom pot, conforming slightly to the shapes above and below it while transferring the load.

**Object Properties & Affordances:** *The study of inherent object attributes, including material composition, rigidity, softness, and functional affordances like containment or support*

**Base Prompt:** A stainless steel bucket is placed upside down over a small ant crawling on the ground.

**Upsampled Prompt:** Human hands carefully grasp several thin, lightweight, and brittle potato chips, noting their fragile structure. The hands move towards the inside of a metal barbecue grill where a pile of dark grey, blocky charcoal briquettes rests. The briquettes have a rough, porous texture and form an uneven surface. The hands gently lower and release the delicate potato chips directly onto the top surfaces of the stacked briquettes, allowing gravity to settle the light chips precariously onto the coarse, irregular shapes without applying significant pressure that would cause them to crumble.

**Base Prompt:** A hand rubs a piece of bread back and forth over pencil writing on paper.

**Upsampled Prompt:** A human hand grips a piece of soft, somewhat pliable white bread, likely without crusts, between its fingers. Positioned over a sheet of standard writing paper lying flat on a hard surface, the hand methodically rubs the bread's yielding, slightly textured underside back and forth. This motion occurs directly over an area marked with fine, gray pencil writing, causing the bread's surface to make repeated contact with the graphite lines on the paper under consistent, light pressure.

**Base Prompt:** Hands fold one short end of a credit card up and the other short end down, then place a smartphone onto the upward fold.

**Upsampled Prompt:** A pair of hands holds a standard-sized, thin, rectangular plastic credit

card. Applying pressure with fingers, the hands bend one short edge of the rigid-yet-flexible card sharply upwards along its width, creating a defined crease. Then, the hands bend the opposite short edge sharply downwards along its width, forming a second parallel crease, configuring the card into a small S-shaped structure. Next, the hands carefully lift a smooth, relatively heavy, rigid rectangular smartphone. Aligning the bottom edge of the phone with the small, upward-facing plastic ledge created by the first fold on the credit card, the hands gently lower the weight of the smartphone onto this narrow support.

**Spatial Reasoning:** *The ability to interpret and infer spatial relations, including position, geometry, occlusion, orientation, and fit between objects in a scene*

**Base Prompt:** The tip of a spoon presses a square outline into a slice of bread, then the back of the spoon pushes down the center.

**Upsampled Prompt:** The hard, pointed metal tip of a rigid spoon presses sequentially into the soft, porous surface of a slice of bread, tracing a square outline by creating shallow indentations. The bread yields slightly under the focused pressure of the tip. Subsequently, the smooth, curved underside (back) of the spoon's bowl is centered within the traced square. Applying downward force, the broader surface of the spoon back pushes into the bread, compressing the central area significantly more deeply than the initial outline, creating a distinct depression within the square boundary on the yielding bread slice.

**Base Prompt:** Crushed egg shells and water are shaken vigorously inside a clear bottle.

**Upsampled Prompt:** Inside a clear, rigid bottle containing clear liquid water, numerous small, lightweight, brittle fragments of crushed egg shells are forcefully agitated. The bottle undergoes vigorous, rapid shaking motions, causing the water to slosh violently and carry the sharp-edged shell fragments in turbulent, swirling patterns within the confined space. The mixture of water and shell fragments repeatedly impacts the inner surfaces of the bottle due to the applied force.

**Base Prompt:** A hand pushes a plastic drinking straw upwards through the bottom of a strawberry, popping the green stem out the top.

**Upsampled Prompt:** A human hand firmly grips the lower end of a thin, cylindrical, rigid plastic drinking straw. The straw's end is pressed against the pointed bottom tip of a ripe, red strawberry, which is soft enough to be pierced but firm enough to maintain its shape. The hand applies a continuous, steady upward force along the axis of the straw. Due to its rigidity and the applied pressure, the straw penetrates the yielding flesh of the strawberry, moving vertically upwards through its center. As the leading end of the straw travels inside the fruit towards the wider top where the green, leafy stem is attached, it pushes against the stem's base from below. This focused upward force exerted by the straw dislodges the relatively light stem structure, causing it to pop out from the top surface of the strawberry.

**Temporal Dynamics:** *The domain addressing timing, sequencing, and the causal structure of events over time, such as ordering, delays, and waiting*

**Base Prompt:** A plastic bucket is placed upside down on someone's head like a hat.

**Upsampled Prompt:** A lightweight, rigid plastic bucket, oriented upside down so its solid bottom faces upwards, is carefully lowered onto a person's head. The open circular rim of the bucket makes contact and rests stably upon the crown of the head, balanced there by gravity. The bucket's inherent rigidity allows it to maintain its shape, covering the top of the head like a large, hollow hat.

**Base Prompt:** A child places their hand on a large circle sticker affixed to the side of a car in a parking lot.

**Upsampled Prompt:** A small child extends their arm and carefully places their soft, open hand flat onto the smooth surface of a large, circular sticker. The thin, flexible sticker is firmly adhered by its backing to the hard, vertical metal side panel of a stationary car. The car is situated on the level asphalt ground of an outdoor parking lot. The child's palm and fingers press lightly against

the sticker's surface, conforming slightly to the car's panel curvature beneath it.

**Base Prompt:** A hand squeezes toothpaste onto a cloth and rubs it in circles over a hazy car headlight, leaving a thin white coating.

**Upsampled Prompt:** A human hand squeezes a dollop of viscous, opaque white toothpaste directly onto a section of a soft, flexible fabric cloth. The paste adheres to the cloth's surface. The hand then presses this part of the cloth firmly against the hard, smooth, but visibly hazy surface of a car's plastic headlight cover. Maintaining steady pressure, the hand rubs the cloth in continuous circular motions over the hazy area. The pliable cloth conforms to the headlight's curvature, spreading the toothpaste evenly as it's rubbed, leaving behind a thin, uniform white coating on the headlight surface.

**Action & Procedural Understanding:** *The comprehension of structured, goal-driven sequences of actions involving procedural steps toward task completion*

**Base Prompt:** Hands press a piece of clay over the joined edges of pieces on top of a bowl.

**Upsampled Prompt:** Human hands hold a separate lump of soft, malleable, slightly damp clay. The hands carefully position this clay lump directly over the visible seam where the edges of several harder, pre-joined clay pieces meet. These pieces rest securely on the upward-facing surface of a rigid ceramic bowl. Fingers then apply firm, steady downward pressure onto the soft clay lump, causing it to flatten and spread smoothly across the underlying seam, adhering to the surfaces of the joined pieces due to its pliable and slightly sticky nature.

**Base Prompt:** A cloth damp with olive oil is wiped over a metal key. The key is then inserted smoothly into a keyhole.

**Upsampled Prompt:** A soft, absorbent cloth, damp and glistening slightly with viscous olive oil, is wiped firmly across the surfaces of a rigid, metallic key. The pliable cloth presses into the key's teeth and grooves, coating the hard metal with a thin, lubricating film of oil. Immediately after, the oil-coated metal key is precisely aligned with the opening of a metal keyhole and inserted with a steady, linear motion, sliding effortlessly into the lock mechanism due to the oil reducing friction between the contacting metal surfaces.

**Base Prompt:** Hands carefully pour a green liquid over the back of a spoon into a shot glass containing a brown liquid, forming a distinct layer. Then, a cream liquid is poured similarly on top.

**Upsampled Prompt:** Hands carefully position a rigid metal spoon, its convex back facing upwards, just above the surface of a dark brown, relatively dense liquid resting at the bottom of a small, clear glass shot glass. With precise control, a vibrant green liquid, less dense than the brown liquid, is steadily poured onto the spoon's curved back. The spoon's smooth surface guides the green liquid's flow, allowing it to gently cascade onto the brown liquid's surface, minimizing turbulence and forming a distinct, level layer without significant mixing. Following this, the hands adjust the spoon's position slightly upwards, holding it just over the newly formed green layer. Then, an opaque, cream-colored liquid, possessing an even lower density than the green liquid, is poured using the same technique over the back of the spoon, flowing down gently to create a third, clearly separated layer resting atop the green one within the confines of the shot glass's rigid walls.

**Material Interaction & Transformation:** *The study of how materials respond to external forces or processes, including transformations like melting, freezing, breaking, or chemical change*

**Base Prompt:** Hands hold a smartphone inside a clear ziploc bag, tapping the screen while raindrops fall on the bag.

**Upsampled Prompt:** Human hands firmly grip the sides of a clear, flexible plastic ziploc bag, holding it steady. Inside the sealed bag rests a rigid, rectangular smartphone with its glass screen visible. A finger repeatedly taps onto the thin, pliable plastic surface directly overlying the phone's touch-sensitive screen, the pressure transmitting through the material. Simultaneously,

small water droplets, falling under gravity, land and bead up on the exterior surface of the waterproof bag.

**Base Prompt:** Water flows from a sink faucet into the scoop of a dustpan, travels down its hollow handle, and pours into a bucket sitting beside the sink.

**Upsampled Prompt:** Clear water flows downwards in a steady stream from the metal nozzle of a sink faucet, driven by gravity. The stream lands directly onto the rigid, concave surface of a plastic dustpan's scoop, which is positioned underneath the faucet. Due to the angle of the dustpan, the accumulating water is channeled towards the opening at the base of the scoop leading into its hollow handle. The water then travels downwards through the enclosed tubular space within the handle. The open end of the handle is positioned directly over the wide opening of a sturdy plastic bucket resting stationary on the floor beside the sink, allowing the water exiting the handle to fall vertically into the bucket.

**Base Prompt:** A golf ball is placed on a countertop; it rolls slightly, then the counter is subtly adjusted, and the ball comes to a stop.

**Upsampled Prompt:** A small, dense, hard golf ball with a characteristic dimpled texture is gently placed onto a large, flat, smooth countertop surface. Because of its perfectly spherical shape and the countertop potentially being minutely uneven, the heavy ball starts to roll slowly across the rigid surface. Subsequently, the countertop experiences a subtle, barely perceptible shift in its orientation, adjusting its levelness. This slight change counteracts the initial impetus for rolling, altering the gravitational pull along the surface, and the ball, influenced by friction and the new level plane, decelerates smoothly until it comes to a complete standstill upon the countertop.

**Force and Motion: *The domain focused on physical interactions governed by forces, including motion, pushing, pulling, lifting, and properties like inertia***

**Base Prompt:** A strong magnet is slowly moved across a drywall surface, suddenly snapping and sticking to the wall over a stud location.

**Upsampled Prompt:** A dense, rigid metallic magnet, possessing a strong magnetic field, is held close to a vertical, painted drywall surface. It is guided slowly and steadily in a continuous motion across the slightly textured face of the wall. As the path of the strong magnet crosses over the position of a hidden ferromagnetic metal stud located just behind the thin drywall layer, the attractive magnetic force increases sharply and suddenly. This abruptly intensified pull overcomes the controlled movement, causing the heavy magnet to accelerate rapidly towards the wall, making firm contact and sticking securely against the drywall surface directly above the unseen stud's location due to the powerful magnetic attraction.

**Base Prompt:** Soft tortillas are draped and wedged between the bumps of an upside-down muffin pan that has been sprayed with oil.

**Upsampled Prompt:** Soft, pliable, circular tortillas, thin and flexible due to their material properties, are draped over the rigid structure formed by an upside-down metal muffin pan. Gravity pulls the lightweight tortillas downwards. They are then carefully pressed and wedged into the concave spaces between the protruding, rounded bumps of the pan. The tortillas bend and conform to the curved shape of these spaces. The pan's surface, both bumps and crevices, is coated in a visible layer of slick cooking oil, facilitating the placement and slight sliding of the tortillas as they are settled into position.

**Base Prompt:** A hand places a colorful silicone cupcake liner into the empty cup holder of a car's center console.

**Upsampled Prompt:** A hand gently pinches a colorful, flexible silicone cupcake liner between thumb and forefinger. The liner, lightweight and pliable with distinct fluted sides, is carefully lowered vertically into an empty, cylindrical cup holder recessed into the car's rigid plastic center console. The liner slides smoothly against the inner wall and comes to rest flat against the bottom surface of the holder, its flexible structure allowing it to fit snugly within the defined space.

### B.3 Evaluation Details

To evaluate physical commonsense on PhysVidBench, we employ a three-stage pipeline: (1) generate targeted yes/no questions from each upsampled prompt, (2) produce multi-perspective dense captions for the corresponding video, and (3) use an LLM to answer those questions based solely on the captions.

**Stage 1: Physics-Grounded Question Generation.** For each upsampled prompt, we prompt Gemini 2.5 Pro to craft precise yes/no questions that probe our seven physical-commonsense dimensions (e.g., “Did the person apply sufficient force to separate the objects?”). Every question is guaranteed to have a “Yes” answer and is answerable by inspecting the prompt alone. We fix and store this question set for downstream evaluation of each model’s video output. Below is an example prompt used in this stage.

#### Sample Prompt for Evaluation - Stage 1: Physics-Grounded Question Generation

Generate as many diverse, concrete yes/no questions as possible based only on the provided prompt. Each question must:

- Be specific and answerable solely from the prompt (no outside assumptions)
- Focus on physical or procedural understanding, not abstract or emotional reasoning
- Be non-redundant — do not repeat similar ideas or reword the same question
- Cover a wide range of physical reasoning categories
- Include a balanced mix of Yes and No answers
- If a question relates to multiple reasoning categories, include all applicable types

**Physical Reasoning Categories:** (Choose these types, write only the category like Fundamental Physics, Object Properties etc. )

- **Fundamental Physics:** energy, causality, equilibrium, state change
- **Object Properties & Affordances:** material type, rigidity, softness, containment
- **Spatial Reasoning:** fit, position, occlusion, geometry, orientation
- **Temporal Dynamics:** ordering, timing, waiting, delays
- **Action & Procedural Understanding:** goal-directed behavior, methodical steps
- **Material Interaction & Transformation:** melting, freezing, breaking, chemical change
- **Force and Motion:** pushing, pulling, lifting, inertia

#### Output Format:

- Questions and Answers:
- Q: <yes/no question>?
- A: Yes / No
- Type: <Reasoning Category 1, Reasoning Category 2, ...>

#### You must return:

- A rich, diverse set of yes/no questions
- Each with a correct answer
- Each labeled with all relevant reasoning categories, separated by commas

Start with the following prompt:


**Prompt:** Person firmly grips the handle of an old, worn toothbrush, its plastic slightly yellowed with age. They dip the frayed bristles into a can of thick, white paint. The paint clings to the bristles due to its viscosity. With a controlled wrist motion, they flick the paint-laden toothbrush towards a large, matte black canvas backdrop. Tiny droplets of white paint detach from the bristles and spray outwards, propelled by the force of the flick. The droplets travel through the air, influenced by gravity, before adhering to the vertical surface of the canvas.

**Stage 2: Dense Video Captioning.** For each generated video, we use the AuroraCap model [6] to generate eight distinct captions: one general-purpose caption and seven dimension-specific captions (one per commonsense dimension). For instance, to highlight spatial relationships, we use the prompt “Describe the spatial layout and object positions. . .”; to surface force interactions we use “Describe how forces are applied and resisted. . .” Constraining each caption to direct observations with a specific prompt at the end prevents hallucination and ensures complementary, multi-perspective descriptions. Below is the full template we provide to AuroraCap in this stage.

**Prompt for Evaluation - Stage 2: Dense Video Captioning**

- Describe the video in detail.
  - Describe the physical principles at work in the video, such as energy transfer, causal relationships, balance or imbalance, and any visible changes in physical state and etc. (e.g., solid to liquid).
  - Describe the main objects in the video focusing on their material properties (e.g., rigid, soft, metallic), and what actions they allow or prevent and etc. (e.g., can be squeezed, can contain something).
  - Describe the spatial layout and relationships in the video: object positions, orientations, fit between shapes, occlusions, and how geometry affects interactions and etc..
  - Describe the sequence and timing of events in the video, including any delays, waiting periods, or causal orderings between actions or state changes and etc..
  - Describe the actions performed in the video, focusing on the goals of the agent, the order of steps taken, and whether the actions appear intentional or methodical and etc..
  - Describe how materials change or interact in the video: melting, freezing, breaking, mixing, or undergoing chemical or physical transformations and etc..
  - Describe how forces are applied in the video (e.g., pushing, pulling, lifting), how objects respond (e.g., acceleration, resistance), and any indications of inertia or physical resistance and etc..
- Only describe what can be directly observed in the video. Do not make assumptions or include external knowledge that is not visually confirmed.

**Stage 3: LLM as a Judge.** We assemble a single text prompt that includes: (a) all yes/no questions generated in Stage 1, and (b) the eight dense captions produced in Stage 2. We pass this prompt to Gemini-2.5-Flash-Preview-04-17 [10], instructing it to respond only with “Yes” or “No” for each question based solely on the provided captions. Below, we present the exact Stage 3 prompt used to evaluate the sample video generated by the Wan2.1 (14B) model from the Stage 1 prompt. This prompt combines the eight dense captions produced in Stage 2 with the corresponding physical-commonsense questions from Stage 1, illustrating how the LLM integrates multi-perspective textual evidence and targeted queries during evaluation.



**Example Prompt for Evaluation - Stage 3: LLM as a Judge**

You are given 8 captions describing different aspects of the same video. Answer “Yes” ONLY if at least one caption supports it, otherwise answer “No”.

**Caption 1:** The video captures a moment where a person is using a toothbrush to apply a white substance, likely toothpaste, onto a dark surface. The toothbrush is held in a way that suggests the person is in the process of brushing, with the bristles making contact with the

surface. The substance is being applied in a way that creates a textured effect, with some areas appearing more saturated than others. The background is a solid, dark color, providing a stark contrast to the bright white of the toothpaste. The lighting is even, allowing for clear visibility of the toothbrush and the substance being applied. The focus is on the action of brushing, with the background remaining unchanged, emphasizing the simplicity of the scene.

**Caption 2:** The video captures a moment where a toothbrush is being used to apply a white substance, likely toothpaste, onto a dark surface. The energy transfer is evident as the bristles of the toothbrush create a splatter effect, with the white toothpaste dispersing in a way that suggests a mix of solid and liquid components. The balance of the scene is slightly tilted, with the toothbrush being the focal point, while the dark surface provides a contrast that highlights the action. The physical state of the toothbrush and toothpaste is clearly observable; the toothbrush is in motion, and the toothpaste is in a semi-liquid state, transitioning from a solid to a liquid form as it spreads.

**Caption 3:** The main objects in the video are a toothbrush and a paintbrush. The toothbrush, with its soft bristles, is designed for cleaning teeth, allowing it to gently scrub surfaces. The paintbrush, with its metallic handle, is used for applying paint, preventing the paint from dripping and allowing for controlled application. The actions they allow are brushing and painting, respectively, while the toothbrush's soft bristles prevent abrasion and the paintbrush's handle allows for a firm grip.

**Caption 4:** The video captures a moment where a hand is applying a white substance, likely paint, to a dark surface using a toothbrush. The toothbrush is positioned diagonally across the frame, with the bristles facing the camera. The paint is being applied in a way that creates a textured effect, with some areas showing a smooth application and others showing a more uneven, brush-like texture. The hand is in the process of painting, with the fingers gripping the toothbrush and the thumb supporting it. The background is a solid, dark color, providing a stark contrast to the white paint, which enhances the visibility of the brush strokes. The overall layout is simple, focusing on the action of painting without any distractions.

**Caption 5:** The video captures a moment where a person is applying a white substance, likely paint, to a dark surface using a toothbrush. The action is deliberate and focused, with the bristles of the toothbrush making contact with the surface, creating a small, white splatter. The hand holding the toothbrush is steady, with fingers gripping the handle firmly. The background is a solid, dark color, providing a stark contrast to the white paint, which enhances the visibility of the splatter. The lighting is bright, casting a soft shadow of the toothbrush on the surface. The overall scene is static, with no movement or change in the environment, allowing the viewer to concentrate on the application process.

**Caption 6:** The video captures a moment where a person is applying a white substance, likely paint, to a dark surface using a toothbrush. The actions are deliberate and show a methodical approach, with the substance being carefully squeezed from a tube and then applied in a controlled manner. The agent's hand is steady, with fingers positioned to hold the tube and the toothbrush, indicating a focus on precision. The substance is being applied in a way that suggests a deliberate effort to create a specific effect, possibly for artistic or decorative purposes. The overall scene is calm and focused, with the agent's hand being the main point of interest.

**Caption 7:** The video captures a moment where a toothbrush is being used to apply a white substance, likely a cleaning agent, to a dark surface. The substance appears to be in a liquid state, as evidenced by the way it drips and pools on the surface. The toothbrush is held in a way that suggests it is being used to spread the substance, with the bristles making contact with the surface. The fingers of the hand holding the toothbrush are visible, with one finger slightly raised, indicating the action of applying pressure. The background is a solid, dark color, providing a stark contrast to the white substance, which emphasizes the cleaning process.

**Caption 8:** The video captures a moment where a toothbrush is being used to apply a white substance, likely toothpaste, to a dark surface. The bristles of the toothbrush are in contact with the surface, and the substance is being squeezed out, creating a small puddle. The hand holding the toothbrush is steady, with fingers gripping the handle, indicating a controlled application. The surface appears smooth, with no visible resistance, allowing the substance to spread easily. The lighting is bright, casting a soft shadow of the toothbrush on the surface, enhancing the visibility of the application process.

- Q1:** Is the toothbrush handle described as plastic?  
**Q2:** Did the paint cling to the bristles?  
**Q3:** Was the paint stored in a can?  
**Q4:** Was the canvas described as black?  
**Q5:** Was the canvas backdrop described as vertical?  
**Q6:** Did the person perform a flicking motion with the toothbrush?  
**Q7:** Did droplets of paint detach from the bristles?  
**Q8:** Was the detachment of paint caused by the force of the flick?  
**Q9:** Did the paint droplets travel through the air?  
**Q10:** Was gravity mentioned as influencing the droplets' travel?  
**Q11:** Did the paint droplets adhere to the canvas surface?  
**Q12:** Was the person's wrist motion described as controlled?  
**Q13:** Did the person dip the bristles into the paint?  
**Q14:** Was the paint described as thick?  
**Q15:** Did the flicking motion require energy input from the person?

**Respond only as:**

Q1: Yes

Q2: No

...

## C Additional Generation Results and Qualitative Examples

### C.1 Difficulty-Based Prompt Stratification

To better characterize model capabilities across varying levels of physical reasoning complexity, we partitioned our benchmark into three difficulty-based subsets: **medium**, **hard**, and **very hard**. We emphasize that even the medium subset poses significant challenges for current models, hence our terminology does not include a **easy** category. Our stratification process was as follows. First, we selected the four best-performing open-source models on the full benchmark: Cosmos, Hunyuan, MAGI-1, and WanAi 2.1. For each prompt, we computed the average question-answering accuracy across these four models. Based on these aggregated scores, prompts were labeled as:

- **Medium:** Average model score > 40%
- **Hard:** Average model score between 20% and 40%
- **Very Hard:** Average model score < 20%


This procedure yielded **123 medium**, **160 hard**, and **100 very hard prompts**. The performance of individual models on each subset is detailed in Table 4.

Table 4: **Model performances on difficulty based subsets using upsampled prompts.** Reported values indicate accuracy with upsampled prompts; values in parentheses show the change when models switch to base prompts.

Model	Medium	Hard	Very Hard
LTX-Video	41.2 (-1.6)	22.8 (-4.4)	9.1 (-1.2)
VideoCrafter2	44.5 (-4.3)	23.1 (-1.1)	10.7 (-1.6)
CogVideoX (2B)	49.8 (-7.8)	28.2 (-3.2)	11.6 (-0.6)
CogVideoX (5B)	39.2 (-2.7)	22.0 (-0.7)	11.3 (-1.1)
Wan2.1 (1.3B)	57.4 (-3.8)	33.8 (-4.7)	14.6 (-1.3)
Wan2.1 (14B)	61.5 (-4.8)	37.0 (-2.7)	18.0 (+0.2)
MAGI-1	60.5 (-10.7)	35.2 (-5.5)	16.8 (-3.2)
Hunyuan Video	52.6 (-4.5)	33.5 (-5.1)	15.9 (-4.8)
Cosmos (7B)	60.5 (-10.7)	38.8 (-10.3)	18.6 (-5.0)
Cosmos (14B)	59.2 (-13.1)	39.2 (-8.7)	22.2 (-2.2)
Sora	52.6 (-2.5)	34.0 (+0.1)	15.9 (+2.1)
Veo-2	53.3 (-1.5)	35.6 (-0.1)	21.1 (-0.2)

### C.2 Qualitative Examples

To illustrate the behaviors and failure modes of current text-to-video models on PhysVidBench, we present several representative qualitative cases. For each case, we show: (1) the input text prompt, (2) key frames from videos generated by two contrasting models, and (3) a subset of yes/no QA outcomes used for scoring. *Note that only four questions are shown per example for brevity; the full evaluation uses a broader set of questions covering multiple physical-commonsense dimensions.* These examples highlight where models succeed or break down across different reasoning skills.



**Prompt:** Hands place a tea towel over a freshly baked cake with a domed top and gently press down, flattening the dome.

#### Prompt-based Evaluation Questions

**Model: Cosmos-14B**

**Q1:** Does the fabric drape smoothly over the cake's dome?

**A1:** Yes

**Q2:** Is the tea towel described as rectangular?

**A2:** No

**Q3:** Does the cake visibly flatten as a result of the pressure?

**A3:** Yes

**Q4:** Does the warmth of the cake contribute to its structure yielding under pressure?

**A4:** No



**Prompt:** Hands mix baking soda and water in a small bowl to form a paste, then scoop some paste and rub it onto skin with orange streaks.

#### Prompt-based Evaluation Questions

**Model: Cosmos-14B**

**Q1:** Did fingers mix the contents of the bowl?

**A1:** Yes

**Q2:** Was the resulting paste described as opaque?

**A2:** No

**Q3:** Were there orange streaks on the surface where the paste was applied?

**A3:** No

**Q4:** Was the bowl used for containment of the ingredients?

**A4:** Yes



**Prompt:** Toothpicks are pushed through slices of bread, securing them against the cut edges of a leftover cake.

#### Prompt-based Evaluation Questions

**Model: Hunyuan**

**Q1:** Are the toothpicks made of wood?

**A1:** Yes

**Q2:** Are the toothpicks held firmly?

**A2:** No

**Q3:** Do the toothpicks embed themselves within the cake's interior?

**A3:** Yes

**Q4:** Is the bread slice secured against the cake by the action?

**A4:** Yes



**Prompt:** The edge of a metal spoon presses down into a roll of soft potato dough, cutting off a small piece.

#### Prompt-based Evaluation Questions

**Model: Hunyuan**

**Q1:** Does the action result in separating a portion of the dough?

**A1:** Yes

**Q2:** Is the dough described as having a cylindrical shape?


**A2:** Yes

**Q3:** Does the spoon shear through the dough's structure?

**A3:** No

**Q4:** Is the spoon described as being made of metal?

**A4:** No



**Prompt:** Hands stuff dryer lint into cardboard toilet paper tubes.

#### Prompt-based Evaluation Questions

**Model: Wan 2.1 14B**

**Q1:** Is the tube held steady by one hand?

**A1:** No

**Q2:** Are two hands involved in the overall action described?


**A2:** Yes

**Q3:** Does the volume occupied by the lint decrease when pushed into the tube?

**A3:** Yes

**Q4:** Is force applied by fingers to push the lint?

**A4:** Yes



**Prompt:** Toothpaste is smeared onto the inner lens of swimming goggles and then wiped away with a soft cloth.

#### Prompt-based Evaluation Questions

**Model: Wan 2.1 14B**

**Q1:** Did the toothpaste adhere to the lens surface after application?

**A1:** Yes

**Q2:** Was the cloth pressed against the lens?

**A2:** Yes

**Q3:** Did the wiping action remove the toothpaste from the lens?

**A3:** No

**Q4:** Is the goggle lens described as hard?

**A4:** No



**Prompt:** Hands place whole cherry tomatoes into the individual cups of a greased metal muffin tin.

#### Prompt-based Evaluation Questions

**Model: LTX-Video**

**Q1:** Is the muffin tin made of metal?

**A1:** Yes

**Q2:** Are the tomatoes described as small and round?

**A2:** No

**Q3:** Does gravity cause the released tomato to move downwards?

**A3:** No

**Q4:** Are the tomatoes placed into the cups one at a time?

**A4:** Yes



**Prompt:** Hands place several sheets of white styrofoam into the bottom of a terracotta planter.

#### Prompt-based Evaluation Questions

**Model: LTX-Video**

**Q1:** Do the hands lower the sheets into the planter?

**A1:** Yes

**Q2:** Do the sheets come to rest on the bottom surface of the planter?

**A2:** No

**Q3:** Is the styrofoam material described as porous?

**A3:** No

**Q4:** Is the planter described as sturdy?

**A4:** No



**Prompt:** A person attaches a binder clip to the end of a toothpaste tube and squeezes it to get more toothpaste out.

#### Prompt-based Evaluation Questions

**Model: Wan 2.1 1.3B**

**Q1:** Does the clip's spring mechanism compress the tube?

**A1:** No

**Q2:** Is the toothpaste described as viscous?

**A2:** No

**Q3:** Does the binder clip create a barrier preventing toothpaste from moving back towards the flattened end?

**A3:** No

**Q4:** Does the clip help to gather the remaining toothpaste near the opening?

**A4:** No



**Prompt:** An ice cream scoop digs into cookie dough and releases a perfect ball onto a baking sheet.

#### Prompt-based Evaluation Questions

**Model: Wan 2.1 1.3B**

**Q1:** Is the cookie dough described as soft?

**A1:** Yes

**Q2:** Does the dough yield under pressure from the scoop?

**A2:** No

**Q3:** Is the scoop positioned directly above the baking sheet before the dough is released?

**A3:** No

**Q4:** Is the ejected dough ball described as spherical?

**A4:** No



**Prompt:** Duct tape is wrapped around a stuck light bulb in a socket, and a hand uses the tape to twist the bulb counter-clockwise, loosening it.

#### Prompt-based Evaluation Questions

**Model: Cosmos-7B**

**Q1:** Is the tape described as having a flexible fabric backing?

**A1:** No

**Q2:** Is the tape wrapped multiple times around the bulb?

**A2:** No

**Q3:** Does a hand grasp the layered duct tape on the bulb?

**A3:** No

**Q4:** Does the hand twist in a counter-clockwise direction?

**A4:** No



**Prompt:** Hands pour a handful of mixed coins into the opening of an empty, clear plastic milk jug.

#### Prompt-based Evaluation Questions

**Model: Cosmos-7B**

**Q1:** Does the action of tilting the hands happen before the coins begin to fall?

**A1:** No

**Q2:** Does gravity influence the movement of the coins after release?

**A2:** No

**Q3:** Do the coins pass completely through the jug's opening to enter the body?

**A3:** No

**Q4:** Are the coins contained within the hands before being released?

**A4:** No



**Prompt:** Hands place folded dryer sheets inside a pair of sneakers.

#### Prompt-based Evaluation Questions

**Model: VideoCrafter2**

**Q1:** Do the hands push a dryer sheet into the first sneaker?

**A1:** No

**Q2:** Is the action of inserting a dryer sheet performed on both sneakers mentioned in the prompt?

**A2:** No

**Q3:** Is the dryer sheet described as flexible?

**A3:** No

**Q4:** Is the dryer sheet inserted into a cavity within the sneaker?

**A4:** No



**Prompt:** Hands place keys and folded money into a hollowed-out suntan lotion bottle and put the top back on.

#### Prompt-based Evaluation Questions

**Model: VideoCrafter2**

**Q1:** Are the keys described as rigid?

**A1:** No

**Q2:** Is the bottle described as hollowed-out?

**A2:** Yes

**Q3:** Are the keys inserted through an opening in the bottle?

**A3:** No

**Q4:** Is the bottle made of plastic?

**A4:** Yes



**Prompt:** Ice cubes are poured into a kitchen sink drain and ground up by the garbage disposal.

#### Prompt-based Evaluation Questions

**Model: MAGI-1**

**Q1:** Do the cubes tumble downwards into a cavity?

**A1:** No

**Q2:** Is the disposal chamber described as a confined space?

**A2:** No

**Q3:** Do the spinning components collide forcefully with the ice cubes?

**A3:** No

**Q4:** Do the internal components of the disposal spin rapidly?

**A4:** No



**Prompt:** A damp towel is spun rapidly in a room filled with visible smoke, causing the smoke to swirl and dissipate slightly.

#### Prompt-based Evaluation Questions

**Model: MAGI-1**

**Q1:** Was the air in the room initially still before the spinning?

**A1:** Yes

**Q2:** Does the damp surface of the towel interact with the smoke particles?

**A2:** No

**Q3:** Is the towel's motion described as being driven against air resistance?

**A3:** Yes

**Q4:** Does the rapid movement of the towel generate air currents?

**A4:** Yes



**Prompt:** A hand wipes a glass mirror clean using a crumpled brown paper bag.

#### Prompt-based Evaluation Questions

**Model: CogVideoX (2B)**

**Q1:** Is the paper bag described as flexible?

**A1:** Yes

**Q2:** Does the manipulation of the bag into a wad happen \*before\* it is pressed against the mirror?

**A2:** No

**Q3:** Is the described action a wiping motion?

**A3:** No

**Q4:** Is pressure applied by the hand onto the paper wad against the mirror?

**A4:** No



**Prompt:** A decorative automobile bucket seat cover is stretched and fitted over an old, worn desk chair.

#### Prompt-based Evaluation Questions

**Model: CogVideoX (2B)**

**Q1:** Was the cover pulled over the backrest first?

**A1:** No

**Q2:** Did the application process involve stretching the cover?

**A2:** Yes

**Q3:** Does the cover conform closely to the chair's shape?

**A3:** Yes

**Q4:** Does the chair have underlying padding mentioned?

**A4:** No



**Prompt:** Clear plastic sheeting is carefully draped over several small tomato plants in a garden bed at dusk.

#### Prompt-based Evaluation Questions

**Model: CogVideoX (5B)**

**Q1:** Does gravity cause the plastic sheet to move downwards?

**A1:** No

**Q2:** Does the plastic sheet change shape as it settles on the plants?

**A2:** Yes

**Q3:** Does the plastic sheet cover the tomato plants?

**A3:** Yes

**Q4:** Does the flexibility of the plastic allow it to bend over the plants?

**A4:** Yes



**Prompt:** Coarse salt is poured into a dirty cast iron skillet, then scrubbed vigorously with the cut side of a potato half.

#### Prompt-based Evaluation Questions

**Model: CogVideoX (5B)**

**Q1:** Does the hand apply pressure while rubbing the potato?

**A1:** No

**Q2:** Is the salt ground between the potato and the skillet surface?

**A2:** No

**Q3:** Is the concrete contained within the mold?

**A3:** Yes

**Q4:** Is the salt contained within the skillet's interior after pouring?

**A4:** No



**Prompt:** A shirt sleeve draped over the edge of a wooden table is being pressed flat by a moving iron.

#### Prompt-based Evaluation Questions

**Model: Sora**

**Q1:** Does the iron apply downward pressure onto the fabric?

**A1:** Yes

**Q2:** Does the iron transfer heat to the fabric?

**A2:** Yes

**Q3:** Is the soleplate of the iron made of metal?

**A3:** Yes

**Q4:** Is the soleplate of the iron flat?

**A4:** No



**Prompt:** Hands cut strands of yarn with scissors, then apply glue to the ends and press them onto a mannequin head.

#### Prompt-based Evaluation Questions

**Model: Sora**

**Q1:** Does squeezing the scissor handles cause the blades to pivot?

**A1:** Yes

**Q2:** Is the adhesive described as a liquid when applied?


**A2:** No

**Q3:** Are multiple strands of yarn held by the hands initially?

**A3:** No

**Q4:** Does the cutting action result in loose strands?

**A4:** Yes



**Prompt:** Toothpaste is squeezed onto a scratched CD, then rubbed radially outwards with a finger.

#### Prompt-based Evaluation Questions

**Model: Veo-2**

**Q1:** Is the finger used to apply force to spread the paste?

**A1:** Yes

**Q2:** Is the CD's state of rest maintained throughout the toothpaste application and spreading?


**A2:** No

**Q3:** Does the rubbing action cause the toothpaste to cover the scratched area?

**A3:** No

**Q4:** Is the CD described as rigid?

**A4:** Yes



**Prompt:** The flat side of a chef's knife is pressed down onto a garlic clove on a cutting board, crushing it.

#### Prompt-based Evaluation Questions

**Model: Veo-2**

**Q1:** Does the garlic clove visibly flatten?

**A1:** No

**Q2:** Is downward force applied to the knife?

**A2:** Yes

**Q3:** Is the knife described as rigid?

**A3:** Yes

**Q4:** Is the knife positioned parallel to the cutting board surface?

**A4:** No

### C.3 Model Generation Specifications

Table 5 summarizes, for each evaluated text-to-video (T2V) model, the output resolution, number of frames, video duration and guidance scale used throughout our experiments. We use these settings consistently when generating both base and upsampled videos to ensure a fair comparison across models.

Table 5: **Model generation specifications.** This table lists the generation settings for each text-to-video (T2V) model used in our experiments. For each model, we report the video resolution (in width and height), number of frames, total video duration (in seconds), and the guidance scale used during sampling (if applicable). These settings reflect the default or recommended configurations for each model and were held consistent across evaluations to ensure comparability in visual output and downstream analysis.

Model	Resolution (w/h)	# of Frames	Video Duration	Guidance Scale
LTX-Video	1216x704	121	4	3
VideoCrafter2	512x320	16	1	12
CogVideoX (2B)	720x480	49	6	6
CogVideoX (5B)	720x480	49	6	6
Wan2.1 (1.3B)	832x480	33	6	5
Wan2.1 (14B)	832x480	33	6	5
MAGI-1	720x720	48	2	7.5
Hunyuan Video	960x544	129	5	6
Cosmos (7B)	1280x704	121	5	7
Cosmos (14B)	1280x704	121	5	7
Sora	1280x720	150	5	-
Veo-2	1280x720	120	5	-

## D User Study Details and Human Evaluation

To verify that our automatic, caption-based evaluation (auto-eval pipeline) aligns with human judgment, we carried out a user study via Qualtrics. We selected the four top-performing open-source models, namely Cosmos-14B, WanAI-2.1 (14B), MAGI-1, and Hunyuan Video, and sampled 30 prompts (out of 383 upsampled) at random. Each prompt was used to generate one video per model, yielding 120 videos in total.

**Procedure.** For each video, we used the yes/no questions produced by our auto-eval pipeline and presented them in a survey interface built with Qualtrics that mimics the automated QA layout (Figure 6). Participants saw each video alongside five randomly assigned questions, answered in a Yes/No format. Videos and questions were fully randomized to prevent any inference of prompt or model identity. Before beginning, participants read brief instructions on interpreting the questions; we then collected non-identifying metadata (age range and self-reported familiarity with deep learning).

**Participants.** Fifteen individuals took part, collectively providing 1,340 binary (Yes/No) responses across the 120 videos. Owing to the randomized assignment and modest pool size, some questions were answered only once, while others received multiple responses.

**Results and Analysis.** We computed Pearson correlation coefficients to assess alignment between auto-eval scores and human judgments. Consistent with expectations, correlation increased as more annotators responded: for the MAGI-1 model, questions answered by only one participant yielded a correlation of 0.47, while those answered by at least three participants reached 0.69. Figure 7 plots these correlations (with linear fits) for MAGI-1, Cosmos, Hunyuan, and WanAI, demonstrating varying degrees of agreement. To ensure robustness, all reported results use only questions with three or more independent responses, ensuring greater robustness against individual bias.

These findings confirm that our caption-based LLM evaluation closely tracks collective human judgment, and that increasing the number of annotators further strengthens this alignment.

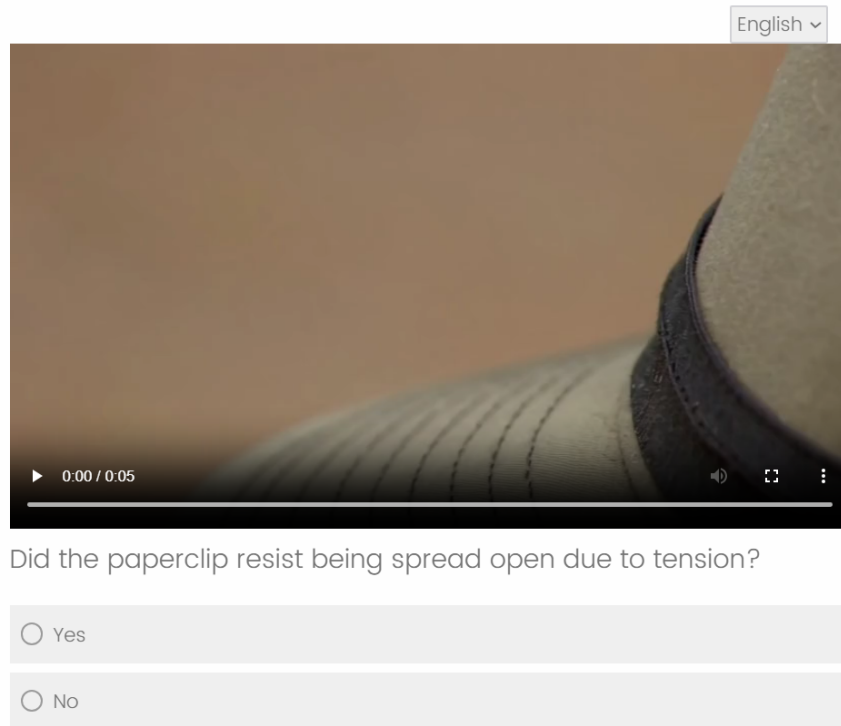


Figure 6: **User Evaluation Interface.** Our web-based interface for the human study mimicked the auto-eval QA structure. Participants watched a video, then answered five Yes/No questions drawn from the same QA bank used in automatic evaluation. The design enforced randomization across videos and questions, while masking model and prompt identity to reduce bias.

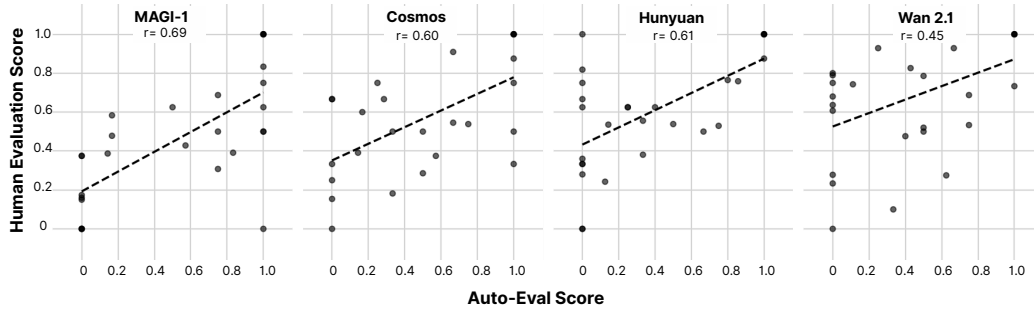


Figure 7: **Pearson Correlation between Human Evaluations and Auto-Evaluations.** Plots comparing auto-eval scores with human judgment scores across 30 prompts for four open-source top-performing models. Each subplot shows a linear fit and corresponding Pearson correlation coefficient ( $r$ ): MAGI-1 ( $r = 0.60$ ), Cosmos ( $r = 0.69$ ), Hunyuan ( $r = 0.61$ ), and Wan 2.1 ( $r = 0.45$ ). Results demonstrate varying degrees of alignment between automated and human assessments.

## **E Effect of Caption Detail on Model Performance: Short vs. Dense Captions**

The level of detail in captions significantly affects the accuracy and reliability of evaluations conducted using vision-language models (VLMs). Short captions tend to provide high-level summaries and often omit subtle yet critical details, such as precise object interactions or slight motions, leading to incomplete or inaccurate physical commonsense judgments. Moreover, when directly queried, VLMs may hallucinate or exaggerate minor visual cues, further degrading evaluation quality.

Dense captioning, by contrast, captures fine-grained observations without suggestive prompting. We employ AuroraCap for its proven ability to generate detailed, multi-facet descriptions. Specifically, for each video we produce one general-purpose caption plus seven dimension-specific captions aligned with our physical commonsense ontology (e.g., spatial layout, force dynamics, material behavior). This explicit, targeted prompting ensures comprehensive coverage of all relevant visual cues.

During evaluation, a yes/no question is marked correct if any of the eight captions supplies the required evidence. By pooling information across multiple, detailed captions, we drastically reduce errors from missing details or hallucinations. This approach highlights the clear advantage of dense, dimension-targeted captioning over short, generic summaries in assessing physical commonsense.

## F Limitations

Although the main paper includes a high-level discussion of limitations, here we offer a more detailed analysis of common failure modes in our caption-based evaluation pipeline and the text-to-video models themselves.

In our benchmark evaluation, we leveraged an evaluation strategy employing multiple captioning (eight distinct captions per video) combined with an LLM-as-judge approach. This method significantly mitigates common hallucination problems inherent in vision-language models (VLMs), providing a more robust assessment of the physical commonsense understanding capabilities of video generation models. However, this indirect approach does not entirely eliminate errors associated with the caption-based evaluation pipeline.

First, while the dense captioning strategy effectively reduces hallucination, it might introduce a new source of potential error. Occasionally, the generated captions might fail to include critical visual details present in the video. VLMs, despite their advanced capabilities, may overlook subtle visual cues or fail to capture every relevant detail in complex scenes. When a video caption omits details essential for answering the generated physics-related questions, the evaluation pipeline incorrectly identifies a correct video output as incorrect. Thus, our evaluation might underestimate the physical reasoning capabilities of models, particularly in subtle or nuanced scenarios where visual details are crucial yet challenging for captioning models to articulate.

Second, the reliance on upsampled prompts could introduce a subtle evaluation bias. Since our benchmark questions are derived directly from the upsampled prompts, short and base prompts might inherently be disadvantaged, as they lack the explicit physical detail encoded in their upsampled counterparts. While our prompt upsampling procedure carefully avoided introducing extraneous information not present in the original scenario, there remains a risk of minor biases. Nevertheless, the internal consistency of model rankings across both base and upsampled prompts and our strict guidelines for minimal augmentation during upsampling suggest that any bias introduced by this method is minimal and unlikely to significantly impact overall model comparisons.

Finally, PhysVidBench focuses exclusively on physical commonsense in tool use and material interactions. It does not cover other real-world reasoning domains such as social commonsense, abstract causality, or linguistic ambiguity. Extending the benchmark to these areas would require new prompt sources and evaluation criteria.