

Linguistic and Embedding-Based Profiling of Texts generated by Humans and Large Language Models

Sergio E. Zanutto¹, Segun Aroyehun²

¹Department of Linguistics & Cluster of Excellence “The Politics of Inequality”

University of Konstanz

sergio.zanutto@uni-konstanz.de

²Department of Politics and Public Administration

University of Konstanz

segun.aroyehun@uni-konstanz.de

Abstract

The rapid advancements in large language models (LLMs) have significantly improved their ability to generate natural language, making texts generated by LLMs increasingly indistinguishable from human-written texts. While recent research has primarily focused on using LLMs to classify text as either human-written and machine-generated texts, our study focus on characterizing these texts using a set of linguistic features across different linguistic levels such as morphology, syntax, and semantics. We select a dataset of human-written and machine-generated texts spanning 8 domains and produced by 11 different LLMs. We calculate different linguistic features such as dependency length and emotionality and we use them for characterizing human-written and machine-generated texts along with different sampling strategies, repetition controls and model release date. Our statistical analysis reveals that human-written texts tend to exhibit simpler syntactic structures and more diverse semantic content. Furthermore, we calculate the variability of our set of features across models and domains. Both human and machine texts show stylistic diversity across domains, with humans displaying greater variation in our features. Finally, we apply style embeddings to further test variability among human-written and machine-generated texts. Notably, newer models output text that is similarly variable, pointing to an homogenization of machine-generated texts.

the importance of identifying MGT due to legitimate concerns about the potential for malicious actors to disseminate false information, as well as the broader need to uphold trust and authenticity across online platforms (Chakravarthi et al., 2025; Li et al., 2024; Sarvazyan et al., 2023). Best systems for this task, often referred as Human/Machine Authorship Attribution, all imply the use of LLMs, and different studies show marginal gains of leveraging stylometric features combined with LLMs for successfully achieving this task (Alecakir et al., 2024; Wang et al., 2024a).

In this study, we utilize the RAID dataset (Dugan et al., 2024), a large-scale corpus designed for testing detection tools for machine-generated text and human-written text. This work focuses on analyzing different levels of linguistic analysis, such as morphology, syntax, and semantics, in order to characterize MGT from 11 different models with 4 different decoding strategies, along with the release date of the models. Thus, we analyze a set of representative linguistic features to distinguish human-written text (HWT) from machine-generated text (MGT), potentially uncovering distinctive linguistic patterns in a multi-domain setting (across 8 different domains). Moreover, we focus on linguistic variability over time to check for whether there are patterns of linguistic homogenization in newer LLMs (Sourati et al., 2025; Padmakumar and He, 2023).

We test the following set of linguistic features per level of linguistic analysis: Textual level (Text Length, Sentence Length), Morphology (Morphological Complexity Index for Verbs and Nouns), Syntax (Dependency Tree Depth, Dependency Length), Lexical Level (Word Prevalence, Type-Token Ratio), Semantics (Semantic Similarity), Emotionality. We consider these features as representative for different levels of linguistic analysis of our interest, ensuring overlap with previous work on distinguishing between HWT and MGT

1 Introduction

The rapid advancements in language models have significantly improved their ability to generate natural language, making machine-generated text (MGT) increasingly indistinguishable from human-written text (HWT). Indeed, recent studies indicate that disinformation produced by state-of-the-art large language models (LLMs) is often perceived as more credible than that created by humans (Spitale et al., 2023). This evolution has highlighted

(Zanotto and Aroyehun, 2024; Guo et al., 2023; Uchendu et al., 2020). We do not aim to test all possible linguistic features tested in other research on Human/Machine authorship attribution tasks (e.g., Simón et al., 2023; Uchendu et al., 2020).

We provide statistical results for Human/Machine authorship attribution for each of these features. Moreover, we train a binary logistic classifier using these features to distinguish between HWT and MGT. We use the logistic classifier to analyze feature importance to get an overall picture of the impact of these features in characterizing HWT and MGT.

To assess variability in linguistic representations across models and domains, we calculate the standard deviation of the Euclidean distance for our extracted features. Additionally, we map language models to their release dates to analyze temporal trends in model development. This framework highlights differences between models and reveals the impact of decoding strategies and domain linguistic constraints.

Furthermore, we apply a style embedding model (Patel et al., 2025) that has been used for authorship attribution to represent text styles, enabling further comparison of variability in HWT and MGT.

Our main contributions are: (i) We analyze linguistic differences between human-written texts (HWT) and machine-generated texts (MGT) with linguistic features across different linguistic levels such as morphology, syntax, and semantics to examine variability across different models and domains. We show how recent models tend to have similar linguistic variability, pointing to a risk of homogenization of texts. (ii) We employ a logistic classifier to identify different linguistic patterns between HWT and MGT by performing a feature importance analysis. (iii) We further use style embeddings to compare HWT and MGT showing that recent models tend to exhibit similar style variation within themselves, underlying how chat models output texts with more similar characteristics to HWT than their non-chat models.

2 Related Work

Scholars have explored various approaches to tackle the challenge of distinguishing between human-written and machine-generated texts. This task, often referred as Human/Machine Authorship Attribution (Alecakir et al., 2024), involves detecting whether a text is produced by a human or a

generative language model, or attributing authorship among different models.

The Human/Machine attribution of authorship to a text carries significant social relevance, especially in areas such as fake news detection (Kumarage et al., 2023; Jawahar et al., 2020). The need for explainability becomes particularly important when engaging with a broad audience of non-experts, who may not have the means to access or comprehend detection models (Gehrmann et al., 2019). As a result, numerous studies have focused on identifying human-explainable features that can differentiate between machine-generated (MGT) and human-written text (HWT) (e.g., Dugan et al., 2023; Guo et al., 2023; Kumarage et al., 2023; Uchendu et al., 2020). To achieve this, researchers have employed diverse analytical approaches, including stylometric analysis (Kumarage et al., 2023; Ma et al., 2023), qualitative assessments (Guo et al., 2023; Gehrmann et al., 2019), and linguistic feature analysis (Wang et al., 2024b; Uchendu et al., 2020; Ferracane et al., 2017), to diverse corpora, contexts, and generation tasks. Notably, different studies highlight the difficulties encountered by humans in distinguishing machine-generated texts from human-written texts, but little has been done to address the real life consequences of this issue. (e.g., Chakraborty et al., 2023; Jakesch et al., 2023; Fraser et al., 2024).

Moreover, classical machine learning algorithms, such as logistic regression, have been employed to train models on bag-of-words features to differentiate between HWT and MGT (Solaiman et al., 2019; Ippolito et al., 2020). Other traditional methods leverage linguistic features, including POS-tags (Ferracane et al., 2017), topic modeling (Seroussi et al., 2014), and LIWC (Linguistic Inquiry and Word Count) features to provide deeper insights into the characteristics of MGT (Uchendu et al., 2020; Li et al., 2014).

With the advent of Large Language Models (LLMs), fine-tuned models such as RoBERTa have achieved state-of-the-art performance in many tasks (Crothers et al., 2023; Jawahar et al., 2020). Thus, different shared tasks such as SemEval and IberLEF focus on the creation of the best models for tackling Human/Machine Authorship Attribution, with LLMs-based systems always reaching the top positions (Wang et al., 2024a; Sarvazyan et al., 2023). Indeed, classifiers solely based on stylometric features reach poor accuracy in distinguishing Human/Machine authorship (Ale-

cakir et al., 2024; Sharma and Mansuri, 2024), with marginal gains when combined with LLMs (Sharma and Mansuri, 2024). In the case of the Human/machine Authorship Attribution, Transformers encoders leveraging models with token-level probabilistic features offer state-of-the-art detection capabilities (Sarvazyan et al., 2024; Mitchell et al., 2023). Despite providing literature on classifiers for Human/Machine authorship attribution, the focus of our study is to examine possible characteristics that distinguish HWT and MGT on different levels of linguistic analysis. Few studies show that MGT tend to exhibit shorter texts on average, with lower emotional content and syntactically more complex structures compared to HWT (Zanotto and Aroyehun, 2024; Guo et al., 2023). However, they overlook distinctions across models, decoding strategies, or stylistic variability. In doing this, we test variability among models and provide results that possibly point to the tendencies of recent models to exhibit less variability in their output possibly due to the recent practice of training on machine-generated data (Shumailov et al., 2023).

3 Data

For our research, we use the RAID dataset (Dugan et al., 2024), that is a large-scale corpus comprising over 6.2 million text generations, developed to evaluate detection methods for outputs from language models. The training set of the dataset is constructed from 13,371 human-written documents sampled across eight diverse domains — Abstracts, Books, News, Poetry, Recipes, Reddit, Reviews, and Wikipedia — offering a broad spectrum of human-written and machine-generated English texts for linguistic analysis. For each document, a corresponding generation prompt is dynamically created using either “Chat” or “Non-Chat” templates, ensuring compatibility with the target language model. “Chat” models are fine-tuned (often via supervised fine-tuning and reinforcement learning) on multi-turn interactions with humans. “Non-Chat” models are trained for next-token prediction on unstructured text. Texts are generated using eleven models, namely GPT-2 XL, GPT-3, GPT-4, ChatGPT, Mistral-7B, Mistral-7B (Chat), MPT-30B, MPT-30B (Chat), LLaMA 2 70B (Chat), Cohere, and Cohere (Chat), under four decoding strategies (i.e., greedy decoding and sampling decoding paired with the presence, where possible,

or absence of repetition penalties). Greedy models are more deterministic and repetitive, while sampling models introduces randomness to make the response more diverse, whereas the presence of a penalty on repetition avoids excessive looping and redundancy. Note that we exclude texts generated using adversarial attacks from the original dataset. Hence, the selected subset of the dataset is designed to reflect realistic generation scenarios, providing a robust source for analyzing linguistic similarities and differences between machine-generated and human-written texts. In the end, we consider a total amount of 467,985 texts.

4 Methodology

We extract a range of linguistic features to analyze differences between human-written and machine-generated texts. These features include text length, sentence length, morphological complexity index, dependency length, dependency depth, word prevalence, type-token ratio, semantic similarity, and emotionality. For each feature, we compute the mean and standard error of the mean for human-written and machine-generated texts and assess similarity between human and model distributions using the Mann-Whitney U-test (McKnight and Najab, 2010). To further explore stylistic variability, we apply a style embedding model to extract a representation of the writing style of each text, enabling a comparison of style consistency across human and machine-generated texts. We train a logistic classifier on all extracted linguistic features to predict text authorship based on linguistic features. Additionally, we assess variability across models and domains by computing the standard deviation of the Euclidean distance for all linguistic features across HWT and MGT. We employ Principal Component Analysis (PCA) for dimensionality reduction using style embeddings to quantify variability within models and domains.

4.1 Features Collection

We present here in detail the linguistic features that we calculate for characterizing human-written (HWT) and machine-generated texts (MGT).

Text Length: Text Length is calculated by counting the total number of alphanumerical tokens in a text using the tokenizer in SpaCy “en_core_web_sm”. We average the length of all texts produced by humans or models with their own decoding and penalty setting. Text length provides

shallow linguistic information on possible differences between humans and models and between models’ generation settings.

Sentence Length: Sentence Length is calculated by counting the total number of alphanumeric tokens per sentence, normalized by the total number of sentences produced by a specific model or human. This measure allows for a better fine-grained understanding of possible differences within text length, whereas two texts could have the same length, but different number of sentences and therefore different sentence length.

Morphological Complexity Index: The Morphological Complexity Index (MCI) (Brezina and Pallotti, 2019) measures the diversity of word forms associated with the same lemma, reflecting the morphological richness of a text. It is calculated by extracting lemmas and their word forms using spaCy “en_core_web_sm”, then randomly sampling subsets of five words to compute within-subset variety (how many unique word forms appear within a subset) and between-subset diversity (how different two subsets are). A higher MCI indicates greater morphological complexity, making it useful for analyzing linguistic richness and distinguishing between different registers and writing styles.

Dependency Tree Depth: Dependency Tree Depth is calculated using the dependency parser in SpaCy “en_core_web_sm”. It represents hierarchical syntactic complexity. We calculate the maximum depth of the dependency tree for each sentence, from the syntactic head to the lowest leaf node. A deeper tree suggests more complex sentence constructions (e.g., multiple layers of subordinate clauses), whereas a shallower tree suggests a simpler structure.

Dependency Length: Dependency Length is calculated using the dependency parser in SpaCy “en_core_web_sm”. It represents the distance in number of tokens between a word (dependent) and its syntactic head. We considered for this measure only the intervening words between the head and the last dependent word. This measure focuses on the linear arrangement of words. Longer dependency lengths can indicate that related words are spread farther apart, which reflect more complex syntactic structures.

Word Prevalence: Word prevalence refers to the proportion of people who recognize and understand a given word. It is a measure of lexical familiarity, capturing how widely known a word

is within a population. To calculate word prevalence, we used the English Word Prevalence dataset (Brysbaert et al., 2019), which provides prevalence scores based on a large-scale crowdsourcing study involving over 220,000 participants. Each word’s prevalence score represents the percentage of respondents who reported knowing the word. We computed the average prevalence per text by tokenizing the text using SpaCy “en_core_web_sm”, extracting word forms and their lemmas, and matching them to their prevalence scores from the dataset. The prevalence scores were then averaged across all words in the text. This measure is useful for analyzing word difficulty, lexical accessibility, and text comprehensibility.

Type-Token Ratio: Type_token_ratio is calculated by counting the number of unique tokens and dividing it by the total number of tokens per text. We include this feature to verify if HWT and MGT tend to have similar lexical diversity in their texts.

Semantic Similarity: Semantic Distance is calculated using sentence embeddings derived from the Sentence Transformer model “paraphrase-MiniLM-L6-v2” (Reimers and Gurevych, 2019). We calculate the cosine similarity in pair-wise sentence comparisons and averaged the distance for each document. This feature describes the semantic content of a text in terms of consistency, as in Beaty and Johnson (2021).

Emotionality: Emotionality is calculated using the NRC Emotion Intensity Lexicon (Mohammad and Turney, 2013). The lexicon includes 8 different emotions: anger, disgust, fear, sadness, joy, anticipation, surprise, trust. We consider anger, fear and sadness as negative emotions, while we take joy as the only representative positive emotion in the lexicon following Aroyehun et al. (2023). We compute emotional load as the proportion of positive and negative emotion words in a given text. This feature helps to describe potential differences in emotional content between HWT and MGT, as in Guo et al. (2023).

Style Embeddings: We compute style embeddings using the StyleDistance model (Patel et al., 2025). This model generates style embeddings with a dimension of 768 such that texts with similar stylistic features are closer in embeddings space independent of content. We use these embeddings to assess whether models and humans exhibit different stylistic variability in their generated texts.

4.2 Models and Domain variability

For each model and domain, we first compute the centroid by taking the mean of the values of our linguistic features. Then, for each individual observation in that model or domain, we calculate the Euclidean distance from its feature vector to the centroid. The overall variability for the models and domains is quantified as the standard deviation of these distances. These standard deviations reflect how spread out the observations are in the feature space relative to the centroid. Moreover, we apply dimensionality reduction using PCA to the style embeddings to match the linguistic feature count (10 dimensions). We compute variability within domains and models for the style embeddings by calculating their centroids, Euclidean distances, and standard deviations. Finally, we map models to their release dates to identify a possible trend in the evolution of models with respect to our set of linguistic features and style embeddings.

4.3 Feature Importance via a Logistic Classifier

We train a binary logistic regression classifier with a set of linguistic features to characterize human-written texts (label: 1) from machine-generated texts (label: 0). To ensure a balanced dataset, we downsample machine-generated texts, resulting in a training set of 21,376 documents and a test set of 5,344. Rather than comparing with existing methods, our focus is on assessing feature importance to get an overall picture of the impact of these features in characterizing HWT and MGT. We do not aim to build a state-of-the-art detection classifier nor to compare classification results with existing literature.

5 Results

In this section, we present the linguistic features used to analyze human-written texts (HWT) and machine-generated texts (MGT). These features capture differences in text structure, morphological complexity, syntactic complexity, lexical diversity, and emotionality. We show the results and feature importance from the classifier based on the calculated linguistic features. Section D presents visualizations of our set of linguistic features for each domain. These plots highlight the influence of genre-specific constraints on different domains. In more creative domains such as poetry and books, human-written texts tend to be longer

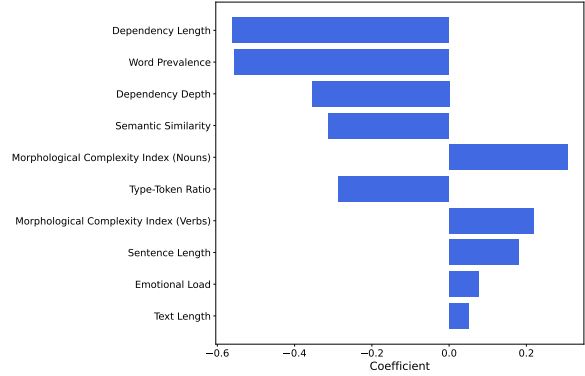


Figure 1: Feature importance for the logistic classifier’s predictions across all domains. A positive coefficient means that as the feature’s value increases, the model is more likely to predict human authorship, while a negative coefficient indicates that higher values make the model less likely to predict human authorship.

and semantically more diverse. Across all domains, humans consistently use simpler syntactic structures, while maintaining a relatively stable use of common words, as measured by Word Prevalence. Notably, this measure varies among humans between Reddit and news: human texts on Reddit show the highest use of common words, whereas News articles show the lowest.

Table 1 shows the statistical analysis of our selected set of features for HWT and MGT in the entire dataset. Bold entries are those models that are statistically similar to humans for that feature. Different models and decoding strategies manifest different behaviors per feature in comparison to humans. We notice a tendency for chat models and for sampling strategy to output texts that are more similar to humans. Thus, we rely on the feature importance of a logistic classifier to extract further tendencies. Figure 1 illustrates the feature importance for the overall dataset. The classifier primarily relies on simpler syntactic structures (e.g., shorter dependency length and depth) and semantic properties (e.g., lower word prevalence, reduced semantic similarity, and a lower type-token ratio) for distinguishing between human-written and machine-generated texts. We present analysis of each feature in the next sections.

5.1 Text and Sentence Length

Text Length: Table 1 shows the average length of HWT and MGT in the entire dataset. Previous studies found HWT to exhibit on average longer texts than MGT (Guo et al., 2023). In our study, this tendency is confirmed with a lower margin, since some

model	Text Length	Sentence Length	MCI (VERBs)	MCI (NOUNs)	Word Prevalence	Type-Token Ratio	Dependency Depth	Dependency Length	Semantic Similarity	Emotionality
human	300.61 ± 2.766	23.53 ± 0.134	8.73 ± 0.011	8.73 ± 0.006	2.27 ± 0.001	0.64 ± 0.001	6.83 ± 0.017	2.41 ± 0.006	0.30 ± 0.001	0.38 ± 0.001
chatgpt_greedy_no	260.35 ± 0.950	19.29 ± 0.065	8.60 ± 0.009	8.71 ± 0.006	2.28 ± 0.001	0.62 ± 0.001	6.70 ± 0.012	2.27 ± 0.004	0.38 ± 0.001	0.37 ± 0.001
chatgpt_sampling_no	272.73 ± 0.960	20.00 ± 0.077	8.70 ± 0.008	8.80 ± 0.006	2.28 ± 0.001	0.63 ± 0.001	6.75 ± 0.011	2.32 ± 0.004	0.37 ± 0.001	0.38 ± 0.001
cohere-chat_greedy_no	189.48 ± 0.743	21.47 ± 0.106	7.91 ± 0.012	8.29 ± 0.008	2.28 ± 0.001	0.63 ± 0.001	6.72 ± 0.013	2.44 ± 0.038	0.33 ± 0.001	0.34 ± 0.001
cohere-chat_sampling_no	190.51 ± 0.772	21.58 ± 0.105	7.92 ± 0.012	8.31 ± 0.008	2.28 ± 0.001	0.64 ± 0.001	6.73 ± 0.014	2.58 ± 0.104	0.33 ± 0.001	0.34 ± 0.001
cohere_greedy_no	234.41 ± 0.911	21.29 ± 0.106	8.30 ± 0.012	8.30 ± 0.007	2.28 ± 0.000	0.61 ± 0.001	6.58 ± 0.013	2.80 ± 0.144	0.32 ± 0.001	0.36 ± 0.001
cohere_sampling_no	239.54 ± 0.934	22.11 ± 0.132	8.33 ± 0.012	8.54 ± 0.007	2.27 ± 0.001	0.63 ± 0.001	6.64 ± 0.014	2.61 ± 0.076	0.31 ± 0.001	0.37 ± 0.001
gpt2_greedy_no	364.78 ± 0.678	79.62 ± 0.939	2.98 ± 0.023	5.02 ± 0.022	2.26 ± 0.001	0.10 ± 0.001	16.59 ± 0.242	5.15 ± 0.107	0.59 ± 0.003	0.17 ± 0.001
gpt2_greedy_yes	243.15 ± 1.059	25.84 ± 0.407	8.91 ± 0.018	8.38 ± 0.012	2.29 ± 0.000	0.67 ± 0.002	7.67 ± 0.090	2.78 ± 0.054	0.29 ± 0.001	0.35 ± 0.001
gpt2_sampling_no	314.53 ± 0.904	22.45 ± 0.107	8.98 ± 0.014	8.79 ± 0.008	2.29 ± 0.000	0.58 ± 0.001	6.76 ± 0.018	2.56 ± 0.006	0.29 ± 0.001	0.37 ± 0.001
gpt2_sampling_yes	297.14 ± 1.062	26.90 ± 0.085	9.38 ± 0.015	8.93 ± 0.010	2.30 ± 0.000	0.78 ± 0.001	7.37 ± 0.014	2.55 ± 0.005	0.25 ± 0.001	0.39 ± 0.001
gpt3_greedy_no	136.86 ± 0.659	19.95 ± 0.182	6.61 ± 0.017	7.34 ± 0.015	2.27 ± 0.001	0.63 ± 0.001	6.54 ± 0.035	2.38 ± 0.012	0.33 ± 0.001	0.29 ± 0.001
gpt3_sampling_no	139.58 ± 0.672	19.42 ± 0.112	6.84 ± 0.017	7.50 ± 0.014	2.27 ± 0.001	0.66 ± 0.001	6.44 ± 0.023	2.35 ± 0.008	0.32 ± 0.001	0.30 ± 0.001
gpt4_greedy_no	267.44 ± 0.782	18.21 ± 0.048	8.51 ± 0.009	8.81 ± 0.004	2.28 ± 0.001	0.60 ± 0.001	6.54 ± 0.015	2.37 ± 0.005	0.35 ± 0.001	0.37 ± 0.001
gpt4_sampling_no	289.58 ± 0.816	19.14 ± 0.038	8.69 ± 0.008	8.94 ± 0.004	2.27 ± 0.001	0.65 ± 0.001	6.56 ± 0.011	2.44 ± 0.004	0.35 ± 0.001	0.39 ± 0.001
llama-chat_greedy_no	281.95 ± 0.816	23.19 ± 0.143	8.84 ± 0.007	8.85 ± 0.004	2.29 ± 0.000	0.57 ± 0.001	7.08 ± 0.014	2.48 ± 0.005	0.34 ± 0.001	0.38 ± 0.001
llama-chat_greedy_yes	268.22 ± 0.572	23.62 ± 0.151	9.00 ± 0.007	8.93 ± 0.004	2.29 ± 0.000	0.66 ± 0.001	7.07 ± 0.014	2.41 ± 0.004	0.31 ± 0.001	0.38 ± 0.001
llama-chat_sampling_no	281.03 ± 0.547	23.12 ± 0.140	8.83 ± 0.007	8.85 ± 0.004	2.28 ± 0.000	0.58 ± 0.001	7.05 ± 0.014	2.48 ± 0.005	0.34 ± 0.001	0.38 ± 0.001
llama-chat_sampling_yes	265.09 ± 0.585	23.61 ± 0.138	8.97 ± 0.007	8.96 ± 0.004	2.29 ± 0.000	0.69 ± 0.001	7.09 ± 0.014	2.40 ± 0.005	0.30 ± 0.001	0.39 ± 0.001
mistral-chat_greedy_no	205.28 ± 0.634	23.17 ± 0.176	8.03 ± 0.012	8.41 ± 0.008	2.29 ± 0.001	0.59 ± 0.001	7.17 ± 0.028	2.52 ± 0.021	0.38 ± 0.001	0.34 ± 0.001
mistral-chat_greedy_yes	200.14 ± 0.608	21.79 ± 0.101	8.53 ± 0.009	8.65 ± 0.007	2.30 ± 0.001	0.72 ± 0.001	7.04 ± 0.013	2.36 ± 0.005	0.33 ± 0.001	0.36 ± 0.001
mistral-chat_sampling_no	210.89 ± 0.663	22.07 ± 0.099	8.26 ± 0.010	8.55 ± 0.007	2.29 ± 0.001	0.62 ± 0.001	7.02 ± 0.014	2.49 ± 0.022	0.37 ± 0.001	0.36 ± 0.001
mistral-chat_sampling_yes	199.95 ± 0.698	23.51 ± 0.097	8.43 ± 0.011	8.67 ± 0.008	2.30 ± 0.001	0.77 ± 0.001	7.31 ± 0.014	2.39 ± 0.005	0.32 ± 0.001	0.37 ± 0.001
mistral_greedy_no	316.24 ± 0.651	50.66 ± 0.718	5.20 ± 0.027	6.73 ± 0.021	2.26 ± 0.001	0.24 ± 0.001	10.94 ± 0.158	3.77 ± 0.088	0.44 ± 0.003	0.25 ± 0.001
mistral_greedy_yes	208.68 ± 0.823	20.60 ± 0.150	8.86 ± 0.013	8.56 ± 0.008	2.29 ± 0.001	0.78 ± 0.001	6.60 ± 0.031	2.44 ± 0.030	0.28 ± 0.001	0.36 ± 0.001
mistral_sampling_no	286.23 ± 0.743	21.29 ± 0.092	8.90 ± 0.011	8.81 ± 0.006	2.28 ± 0.001	0.60 ± 0.001	6.52 ± 0.012	2.54 ± 0.005	0.28 ± 0.001	0.37 ± 0.001
mistral_sampling_yes	236.98 ± 0.869	31.47 ± 0.140	8.97 ± 0.011	8.80 ± 0.006	2.30 ± 0.000	0.85 ± 0.000	7.85 ± 0.018	2.68 ± 0.006	0.26 ± 0.001	0.38 ± 0.001
mpt-chat_greedy_no	157.84 ± 0.623	22.06 ± 0.113	7.58 ± 0.011	8.12 ± 0.009	2.29 ± 0.001	0.66 ± 0.001	7.09 ± 0.021	2.43 ± 0.007	0.38 ± 0.001	0.33 ± 0.001
mpt-chat_greedy_yes	165.66 ± 0.766	26.20 ± 0.125	8.01 ± 0.012	8.46 ± 0.009	2.29 ± 0.001	0.87 ± 0.001	7.44 ± 0.019	2.47 ± 0.011	0.33 ± 0.001	0.36 ± 0.001
mpt-chat_sampling_no	161.26 ± 0.648	22.42 ± 0.112	7.64 ± 0.011	8.18 ± 0.009	2.29 ± 0.001	0.67 ± 0.001	7.08 ± 0.018	2.42 ± 0.005	0.37 ± 0.001	0.34 ± 0.001
mpt-chat_sampling_yes	180.93 ± 0.911	31.72 ± 0.194	8.01 ± 0.013	8.47 ± 0.010	2.28 ± 0.001	0.92 ± 0.001	7.66 ± 0.018	2.75 ± 0.013	0.31 ± 0.001	0.37 ± 0.001
mpt_greedy_no	361.78 ± 0.569	43.87 ± 0.660	5.27 ± 0.026	6.73 ± 0.020	2.26 ± 0.001	0.20 ± 0.001	9.46 ± 0.133	3.52 ± 0.068	0.50 ± 0.002	0.25 ± 0.001
mpt_greedy_yes	192.30 ± 0.945	48.82 ± 0.314	8.33 ± 0.016	8.33 ± 0.013	2.29 ± 0.001	1.00 ± 0.000	8.89 ± 0.025	3.55 ± 0.042	0.25 ± 0.001	0.36 ± 0.001
mpt_sampling_no	349.96 ± 0.613	21.02 ± 0.088	9.23 ± 0.011	8.98 ± 0.006	2.28 ± 0.001	0.57 ± 0.001	6.53 ± 0.012	2.48 ± 0.008	0.27 ± 0.001	0.38 ± 0.001
mpt_sampling_yes	245.68 ± 1.194	47.13 ± 0.388	8.49 ± 0.021	8.36 ± 0.016	2.28 ± 0.001	1.00 ± 0.000	7.79 ± 0.025	3.53 ± 0.025	0.22 ± 0.001	0.36 ± 0.001

Table 1: Average values \pm standard errors (SE) of calculated linguistic features per model in the dataset. The pattern of each model’s name is: model + decoding strategy + yes/no penalty on repetitions. Models’ *non-bold* entries are statistically different to human writing in the respective feature. *Bold* entries are **not** statistically different ($p \geq 0.05$), indicating that the feature distribution in the machine-generated text is not distinguishable from human written text. We present graphical versions of this table in the Appendix (Section D)

models with no repetition penalty assigned show longer texts on average than humans (e.g. gpt2). However, Section D in the Appendix presents the feature analysis across domains. Notably, in the Poetry and Book domains, HWT are longer and show greater variability than MGT, likely reflecting the effect of more “creative” domains with less rigid genre-specific constraints. This may enable human authors to express individual creativity more distinctly than models.

Sentence Length: Table 1 shows the average sentence length of HWT and MGT in the entire dataset. We do not notice a clear pattern that distinguish humans and different models with decoding strategies or penalty control. Figure 1 shows that the classifier uses sentence length as a distinguishing feature, with a tendency for HWT to be longer than those of MGT.

5.2 Morphological Complexity

Morphological Complexity Index (MCI): Table 1 shows the MCI for nouns and the MCI for verbs across models in the dataset. Again, we notice that human-written texts tend to be somewhat in the middle between models with different decoding strategies and the presence of penalties (e.g. mpt). However, humans rather tend to have a higher inflectional diversity for both verbs and nouns than

models (See Figure 1).

5.3 Syntactic Complexity

Dependency Tree Depth: Table 1 shows the average syntactical dependency depth per model across the entire dataset. We notice that humans tend to score lower in dependency depth than older models, while recent model such as gpt-4 show a more human-like amount of depth in the syntactic tree. This evolution is clear when compared to other studies in which human’s syntactic depth was lower than all the other models (Zanotto and Aroyehun, 2024).

Dependency Length: To further investigate the syntactic characteristics of human-written texts and machine-generated texts, Table 1 shows the average dependency length per model across the entire dataset and complement the dependency depth results. Indeed, Humans score lower than older models like GPT-2 in dependency length and depth, while newer models produce similarly short or even shorter dependencies.

5.4 Lexical Features

Word Prevalence: Table 1 shows the average word prevalence per model across the dataset. While humans score slightly lower than most models, the differences are minimal. Both humans and models

exceed a two z-score threshold, indicating that 98% of the population is familiar with the words used.

Type-Token Ratio: Table 1 depicts the average type-token ratio per model across the dataset. Human-written texts maintain a balanced ratio of around 0.6 indicating a balanced mix of unique words and repetitions. Models with a repetition penalty show higher type-token ratios than those (e.g. mistral-chat).

5.5 Semantic and Emotional Content

Semantic Similarity: Table 1 shows the average cosine similarity per model across the dataset, measuring semantic content variation by comparing sentence-level similarity within texts. Human-written texts (HWT) exhibit a lower mean similarity than most models, indicating greater semantic diversity in human writing (See Figure 11 in Appendix). Repetition penalties help reduce redundancy, while sampling generates more diverse content than greedy decoding, as demonstrated with GPT-2.

Emotionality: Table 1 shows the average emotionality score per humans and models in the entire dataset. We can notice how humans score high in emotionality in the dataset, but it does not score the highest, differently from what previous studies found (Guo et al., 2023). Indeed, difference between models seem to be driven by the decoding strategy and the presence of the penalty, where the majority of models with a sampling decoding strategy and a penalty on repetition score higher than the others (see Figure 11 in the Appendix). Looking at possible differences between emotional load for positive and negative emotions, Figure 10 in the Appendix shows how there are some exceptions where humans do not consistently score higher on negative emotions than models, contrary to previous findings (Guo et al., 2023).

5.6 Domain Variability

Figure 2 shows the variability of linguistic features across domains. The results highlight variations in the linguistic feature space, reflecting the well-established influence of genre-specific constraints on linguistic variability (Biber and Conrad, 2019). Indeed, more creative domains like poetry show more variability than less creative domains such as abstracts. Figures 6 and 7 in the Appendix show that humans exhibit more variability than machines across domains. Figure 3 shows the variability based on style embeddings across domains. Sur-

prisingly, style embeddings capture less variability in poetry than other domains. To better understand the linguistic features potentially driving these differences, an avenue for future work will be to extract the set of individual features used to train the style embeddings model and identify which ones are responsible for the different patterns. This alternative approach is beyond the scope of the current study.

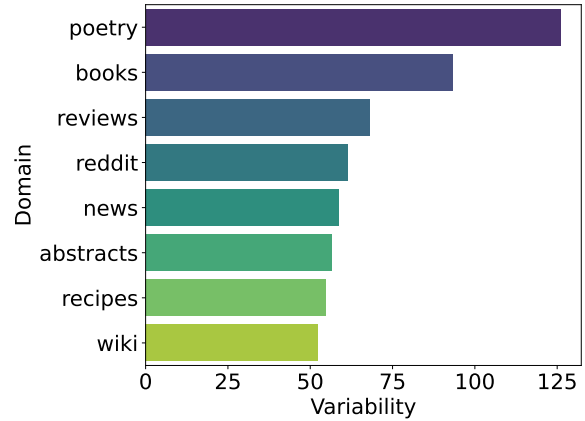


Figure 2: Domain variability with linguistic features in the entire dataset.

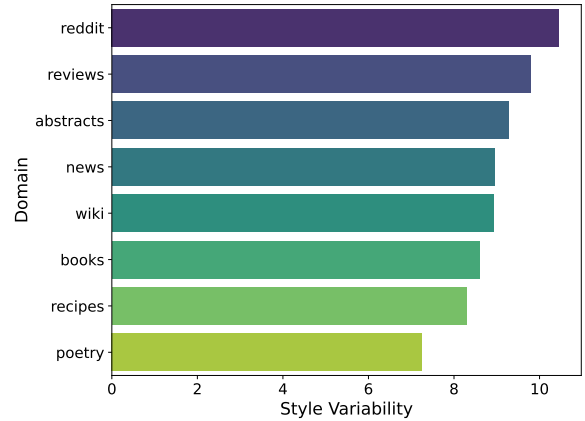


Figure 3: Domain variability with style embeddings in the entire dataset.

5.7 Model Variability

Figure 4 presents the variability of linguistic features across different models and their release dates. The results indicate a trend where models exhibit lower linguistic variability compared to humans and score increasingly similar to one another, suggesting a homogenization of linguistic styles of models for our set of features. Despite differences in the overall magnitude of variability, Figure 5 shows that models exhibit similar variability in

style embeddings both among themselves and in comparison to humans. However, the chat models tend to exhibit variability comparable to humans and way higher than their non-chat version, as expected given the different models’ design.

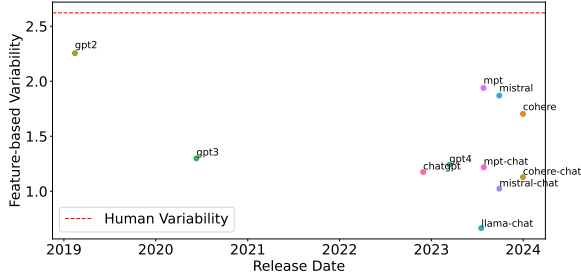


Figure 4: Model Variability with linguistic features in the entire dataset across different release years.

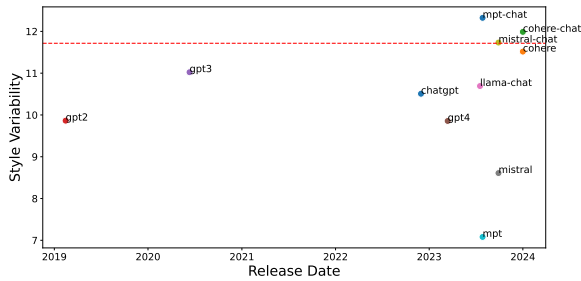


Figure 5: Model Variability with style embeddings in the entire dataset across different release years.

6 Discussion

Our analysis of linguistic features highlights different tendencies between human-written (HWT) and machine-generated texts (MGT) in the RAID dataset. Our features importance analysis shows that human-written texts tend to have less complex syntactic structures and more varied lexical and semantic content. The tendencies of producing less complex syntactical structure is in line with previous studies (Muñoz-Ortiz et al., 2024). Our variability analysis shows that models tend to produce outputs that are very similar between themselves and are less varied than humans. We attribute this result to the importance of individual style in human-written texts. Nevertheless, models that differ in decoding strategies and repetition penalties produce outputs that reflect their intended design. Moreover, the domain variability analysis suggests an influence of linguistic constraints in less flexible and less creative domains such as abstracts (Biber and Conrad, 2019). Notably, newer models tend to be similar in term of variability

between themselves for our linguistic features, possibly pointing to the phenomenon of “model collapse” (Shumailov et al., 2023), where models tend to exhibit low variance due to training on generated data. Analysis based on style embeddings reveal differing levels of variability between chat models and non-chat models, with the former exhibiting variability comparable to that of humans, while the latter show lower variability. These results can be attributed to the effect of reinforcement learning from human feedback, which is used to train chat models.

7 Conclusion and Future Work

In our analysis of linguistic features of human-written (HWT) and machine-generated texts (MGT), we show different linguistic tendencies of human-written texts and how recent models tend to generate texts with linguistic characteristics similar to humans, but exhibit a lower variability within themselves based on our set of features. Future work should explore diverse corpora with varying characteristics to verify these differences across different domains and languages. Expanding the range of linguistic features, especially those related to content such as the use of metaphors or figurative language, could provide deeper insights. Moreover, our setting of Human/Machine authorship attribution should be expanded from a binary human/non-human setting to a multi-class classification, where detection models have to attribute authorship to humans and to different LLMs.

8 Limitations

One limitation of our study lies in its generalizability. We rely on a dataset covering eight domains in the English language. Thus, the applicability of our findings is limited when considering broader linguistic variations across domains and languages. The eight domains covered in our dataset provide valuable insights, but they may not be representative of all possible linguistic contexts characteristic of all textual domains. Furthermore, texts in various languages may have unique linguistic features which limits the relevance of our results to non-English contexts.

Our analysis focuses on a set of LLMs which may already have been superseded by more advanced versions due to the rapid advancements in the field. This poses a challenge for the temporal validity of our findings as future LLMs could

exhibit different linguistic patterns.

The RAID dataset does not include metadata identifying different human authors of the sampled texts. As a result, we are unable to analyze potential stylistic variations among human writers.

Extending this study to multiple languages, datasets, and model versions could potentially enhance the applicability of our findings across broader contexts and evolving technologies. However, such an extension would require significant data curation efforts and depends on the availability of multilingual linguistic pipelines capable of characterizing texts at scale. Nevertheless, this study and our findings can serve as a foundation for further exploration of LLM outputs.

9 Ethical Considerations

In developing our approach, we acknowledge the potential for unintended bias, particularly against non-native English speakers. Some of the linguistic features we analyze may capture characteristics in texts produced by English language learners. This overlap raises important ethical questions. It is crucial to emphasize that our primary objective is to advance the theoretical understanding of language patterns in texts generated by humans and LLMs, rather than to create tools for real-world applications. The features and techniques described in this paper are intended for research purposes and should not be directly applied in practical systems without careful consideration of their broader implications. Any potential real-world application would require extensive additional research and safeguards. We strongly caution against using these features or similar approaches in high-stakes decision-making processes or in any context where they could disadvantage individuals based on their language competency.

References

- Huseyin Alecakir, Puja Chakraborty, Pontus Henningsson, Matthijs Van Hofslot, and Alon Scheuer. 2024. [Groningen team a at SemEval-2024 task 8: Human/machine authorship attribution using a combination of probabilistic and linguistic features](#). In *Proceedings of the 18th International Workshop on Semantic Evaluation (SemEval-2024)*, pages 1926–1932, Mexico City, Mexico. Association for Computational Linguistics.
- Segun Taofeek Aroyehun, Lukas Malik, Hannah Metzler, Nikolas Haimler, Anna Di Natale, and David Garcia. 2023. Leia: Linguistic embeddings for the identification of affect. *EPJ Data Science*, 12(1):52.
- Roger E Beaty and Dan R Johnson. 2021. Automating creativity assessment with semdis: An open platform for computing semantic distance. *Behavior research methods*, 53(2):757–780.
- Douglas Biber and Susan Conrad. 2019. *Register, genre, and style*. Cambridge University Press.
- Vaclav Brezina and Gabriele Pallotti. 2019. Morphological complexity in written l2 texts. *Second language research*, 35(1):99–119.
- Marc Brysbaert, Paweł Mandera, Samantha F McCormick, and Emmanuel Keuleers. 2019. Word prevalence norms for 62,000 english lemmas. *Behavior research methods*, 51:467–479.
- Souradip Chakraborty, Amrit Singh Bedi, Sicheng Zhu, Bang An, Dinesh Manocha, and Furong Huang. 2023. On the possibilities of ai-generated text detection. *arXiv preprint arXiv:2304.04736*.
- Bharathi Raja Chakravarthi, Ruba Priyadharshini, Sajeetha Thavareesan, Elizabeth Sherly, Saranya Rajiakodi, Balasubramanian Palani, Malliga Subramanian, Subalalitha Cn, Dhivya Chinnappa, et al. 2025. Proceedings of the fifth workshop on speech, vision, and language technologies for dravidian languages. In *Proceedings of the Fifth Workshop on Speech, Vision, and Language Technologies for Dravidian Languages*.
- Evan N Crothers, Nathalie Japkowicz, and Herna L Viktor. 2023. Machine-generated text: A comprehensive survey of threat models and detection methods. *IEEE Access*, 11:70977–71002.
- Liam Dugan, Alyssa Hwang, Filip Trhlík, Andrew Zhu, Josh Magnus Ludan, Hainiu Xu, Daphne Ippolito, and Chris Callison-Burch. 2024. [RAID: A shared benchmark for robust evaluation of machine-generated text detectors](#). In *Proceedings of the 62nd Annual Meeting of the Association for Computational Linguistics (Volume 1: Long Papers)*, pages 12463–12492, Bangkok, Thailand. Association for Computational Linguistics.
- Liam Dugan, Daphne Ippolito, Arun Kirubakaran, Sherry Shi, and Chris Callison-Burch. 2023. Real or fake text?: Investigating human ability to detect boundaries between human-written and machine-generated text. In *Proceedings of the AAAI Conference on Artificial Intelligence*, volume 37, pages 12763–12771.
- Elisa Ferracane, Su Wang, and Raymond Mooney. 2017. [Leveraging discourse information effectively for authorship attribution](#). In *Proceedings of the Eighth International Joint Conference on Natural Language Processing (Volume 1: Long Papers)*, pages 584–593, Taipei, Taiwan. Asian Federation of Natural Language Processing.

- Kathleen C Fraser, Hillary Dawkins, and Svetlana Kiritchenko. 2024. Detecting ai-generated text: Factors influencing detectability with current methods. *arXiv preprint arXiv:2406.15583*.
- Sebastian Gehrmann, Hendrik Strobelt, and Alexander Rush. 2019. [GLTR: Statistical detection and visualization of generated text](#). In *Proceedings of the 57th Annual Meeting of the Association for Computational Linguistics: System Demonstrations*, pages 111–116, Florence, Italy. Association for Computational Linguistics.
- Biyang Guo, Xin Zhang, Ziyuan Wang, Minqi Jiang, Jinran Nie, Yuxuan Ding, Jianwei Yue, and Yupeng Wu. 2023. How close is chatgpt to human experts? comparison corpus, evaluation, and detection. *arXiv preprint arXiv:2301.07597*.
- Daphne Ippolito, Daniel Duckworth, Chris Callison-Burch, and Douglas Eck. 2020. [Automatic detection of generated text is easiest when humans are fooled](#). In *Proceedings of the 58th Annual Meeting of the Association for Computational Linguistics*, pages 1808–1822, Online. Association for Computational Linguistics.
- Maurice Jakesch, Jeffrey T Hancock, and Mor Naaman. 2023. Human heuristics for ai-generated language are flawed. *Proceedings of the National Academy of Sciences*, 120(11):e2208839120.
- Ganesh Jawahar, Muhammad Abdul-Mageed, and Laks Lakshmanan, V.S. 2020. [Automatic detection of machine generated text: A critical survey](#). In *Proceedings of the 28th International Conference on Computational Linguistics*, pages 2296–2309, Barcelona, Spain (Online). International Committee on Computational Linguistics.
- Tharindu Kumarage, Joshua Garland, Amrita Bhat-tacharjee, Kirill Trapeznikov, Scott Ruston, and Huan Liu. 2023. Stylometric detection of ai-generated text in twitter timelines. *arXiv preprint arXiv:2303.03697*.
- Jiwei Li, Myle Ott, Claire Cardie, and Eduard Hovy. 2014. [Towards a general rule for identifying deceptive opinion spam](#). In *Proceedings of the 52nd Annual Meeting of the Association for Computational Linguistics (Volume 1: Long Papers)*, pages 1566–1576, Baltimore, Maryland. Association for Computational Linguistics.
- Kevin Li, Kenan Hasanaliyev, Sally Zhu, George Alshuler, Alden Eberts, Eric Chen, Kate Wang, Emily Xia, Eli Browne, and Ian Chen. 2024. [Team MLab at SemEval-2024 task 8: Analyzing encoder embeddings for detecting LLM-generated text](#). In *Proceedings of the 18th International Workshop on Semantic Evaluation (SemEval-2024)*, pages 1463–1467, Mexico City, Mexico. Association for Computational Linguistics.
- Yongqiang Ma, Jiawei Liu, Fan Yi, Qikai Cheng, Yong Huang, Wei Lu, and Xiaozhong Liu. 2023. Ai vs. human–differentiation analysis of scientific content generation. *arXiv preprint arXiv:2301.10416*.
- Patrick E McKnight and Julius Najab. 2010. Mann-whitney u test. *The Corsini encyclopedia of psychology*, pages 1–1.
- Eric Mitchell, Yoonho Lee, Alexander Khazatsky, Christopher D Manning, and Chelsea Finn. 2023. Detectgpt: Zero-shot machine-generated text detection using probability curvature. In *International Conference on Machine Learning*, pages 24950–24962. PMLR.
- Saif M. Mohammad and Peter D. Turney. 2013. Crowdsourcing a word-emotion association lexicon. *Computational Intelligence*, 29(3):436–465.
- Alberto Muñoz-Ortiz, Carlos Gómez-Rodríguez, and David Vilares. 2024. Contrasting linguistic patterns in human and llm-generated news text. *Artificial Intelligence Review*, 57(10):265.
- Vishakh Padmakumar and He He. 2023. Does writing with language models reduce content diversity? *arXiv preprint arXiv:2309.05196*.
- Ajay Patel, Jiacheng Zhu, Justin Qiu, Zachary Horvitz, Marianna Apidianaki, Kathleen McKeown, and Chris Callison-Burch. 2025. [Styledistance: Stronger content-independent style embeddings with synthetic parallel examples](#). *Preprint*, arXiv:2410.12757.
- Nils Reimers and Iryna Gurevych. 2019. [Sentence-bert: Sentence embeddings using siamese bert-networks](#). In *Proceedings of the 2019 Conference on Empirical Methods in Natural Language Processing*. Association for Computational Linguistics.
- Areg Mikael Sarvazyan, José Ángel González, and Marc Franco-salvador. 2024. [Genaios at SemEval-2024 task 8: Detecting machine-generated text by mixing language model probabilistic features](#). In *Proceedings of the 18th International Workshop on Semantic Evaluation (SemEval-2024)*, pages 101–107, Mexico City, Mexico. Association for Computational Linguistics.
- Areg Mikael Sarvazyan, José Ángel González, Marc Franco-Salvador, Francisco Rangel, Berta Chulvi, and Paolo Rosso. 2023. Overview of autextification at iberlef 2023: Detection and attribution of machine-generated text in multiple domains. *arXiv preprint arXiv:2309.11285*.
- Yanir Seroussi, Ingrid Zukerman, and Fabian Bohnert. 2014. Authorship attribution with topic models. *Computational Linguistics*, 40(2):269–310.
- Surbhi Sharma and Irfan Mansuri. 2024. [Team innovative at SemEval-2024 task 8: Multigenerator, multidomain, and multilingual black-box machine-generated text detection](#). In *Proceedings of the 18th International Workshop on Semantic Evaluation (SemEval-2024)*, pages 1172–1176, Mexico City, Mexico. Association for Computational Linguistics.

- Ilia Shumailov, Zakhar Shumaylov, Yiren Zhao, Yarin Gal, Nicolas Papernot, and Ross Anderson. 2023. The curse of recursion: Training on generated data makes models forget. *arXiv preprint arXiv:2305.17493*.
- Lara Alonso Simón, José Antonio Gonzalo Gimeno, Ana María Fernández-Pampillón Cesteros, Mari-anela Fernández Trinidad, and María Victoria Escandell Vidal. 2023. Using linguistic knowledge for automated text identification. In *IberLEF@ SEPLN*.
- Irene Solaiman, Miles Brundage, Jack Clark, Amanda Asbell, Ariel Herbert-Voss, Jeff Wu, Alec Radford, Gretchen Krueger, Jong Wook Kim, Sarah Kreps, et al. 2019. Release strategies and the social impacts of language models. *arXiv preprint arXiv:1908.09203*.
- Zhivar Sourati, Farzan Karimi-Malekabadi, Meltem Ozcan, Colin McDaniel, Alireza Ziabari, Jackson Trager, Ala Tak, Meng Chen, Fred Morstatter, and Morteza Dehghani. 2025. The shrinking landscape of linguistic diversity in the age of large language models. *arXiv preprint arXiv:2502.11266*.
- Giovanni Spitale, Nikola Biller-Andorno, and Federico Germani. 2023. Ai model gpt-3 (dis) informs us better than humans. *Science Advances*, 9(26):eadh1850.
- Adaku Uchendu, Thai Le, Kai Shu, and Dongwon Lee. 2020. [Authorship attribution for neural text generation](#). In *Proceedings of the 2020 Conference on Empirical Methods in Natural Language Processing (EMNLP)*, pages 8384–8395, Online. Association for Computational Linguistics.
- Yuxia Wang, Jonibek Mansurov, Petar Ivanov, Jinyan Su, Artem Shelmanov, Akim Tsvigun, Osama Mohammed Afzal, Tarek Mahmoud, Giovanni Puccetti, and Thomas Arnold. 2024a. [SemEval-2024 task 8: Multidomain, multimodel and multilingual machine-generated text detection](#). In *Proceedings of the 18th International Workshop on Semantic Evaluation (SemEval-2024)*, pages 2057–2079, Mexico City, Mexico. Association for Computational Linguistics.
- Yuxia Wang, Jonibek Mansurov, Petar Ivanov, Jinyan Su, Artem Shelmanov, Akim Tsvigun, Chenxi Whitehouse, Osama Mohammed Afzal, Tarek Mahmoud, Toru Sasaki, Thomas Arnold, Alham Aji, Nizar Habash, Iryna Gurevych, and Preslav Nakov. 2024b. [M4: Multi-generator, multi-domain, and multilingual black-box machine-generated text detection](#). In *Proceedings of the 18th Conference of the European Chapter of the Association for Computational Linguistics (Volume 1: Long Papers)*, pages 1369–1407, St. Julian’s, Malta. Association for Computational Linguistics.
- Sergio E Zanutto and Segun Aroyehun. 2024. Human variability vs. machine consistency: A linguistic analysis of texts generated by humans and large language models. *arXiv preprint arXiv:2412.03025*.

A Classifiers results

This appendix section presents the results from the logistic classifier trained on a set of linguistic features.

A.1 Linguistic features Classifier

We use a set of linguistic features we calculated to build a logistic classifier for assessing feature importance in distinguishing HWT and MGT. Table 2 provides the details of the overall results. The classifier achieves an accuracy of 0.61 across all domains. While we do not aim to compare our results against specific baselines or prior studies, it is worth noting that our accuracy scores are consistent with findings from related work on human/machine authorship attribution using classifiers based solely on linguistic features, which typically report performance in the 0.5–0.6 range (Alecakir et al., 2024; Sharma and Mansuri, 2024).

Metric	Non-Human	Human
Accuracy	0.61	
Precision	0.62	0.60
Recall	0.56	0.65
F1-score	0.59	0.62

Table 2: Linguistic features classifier performance across the entire dataset.

B Domain variability for humans and models in linguistic features and style detection

In this section, we show the variability within domains for humans and models considering our set of linguistic features and style embeddings. We disentangle humans and models to understand if they behave differently in terms of variability for both our linguistic features and for the style embeddings. Figure 6 show the domain variability of humans, while Figure 7 shows the domain variability of non-humans. Humans exhibit more variability than machines across domains, arguably as they are more sensible to the well-know effect of different genre-specific constraints (Biber and Conrad, 2019). However, domain variability of humans and non-humans appear way more similar when dealing with the style embeddings. Figure 8 shows how poetry is the most variable domain, arguably as the most “creative” domain of the dataset. However, even with marginal differences in terms of variability, books score last, differently from the variability of our set of linguistic features. Figure 9 confirms poetry to be the most variable domain, and exhibit marginal lower variability across several domains, for example Wikipedia or abstracts. We argue that these differences stem from the different features that are considered for characterizing the analyses. Further investigation would be needed for understanding which features trigger such different behavior.

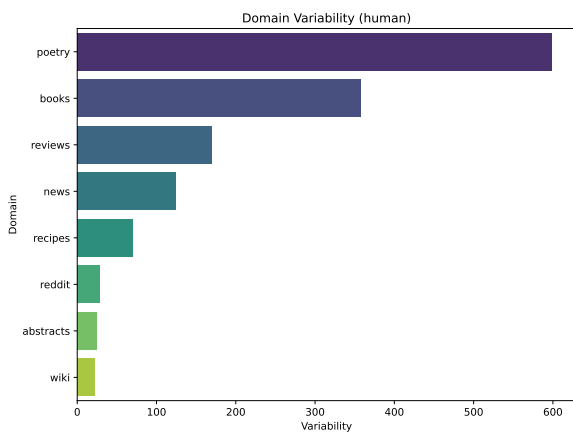


Figure 6: Domain variability with linguistic features in the entire dataset for Humans.

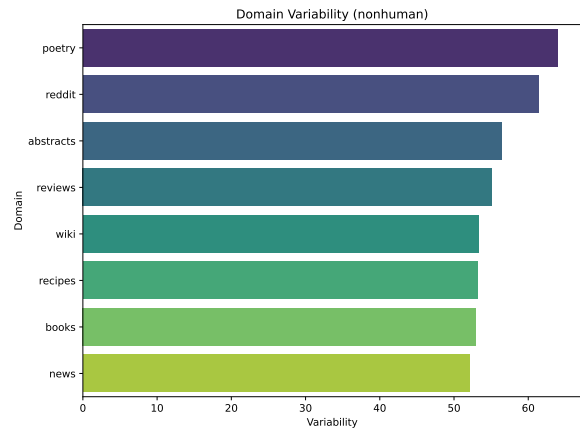


Figure 7: Domain variability with linguistic features in the entire dataset for Non-humans.

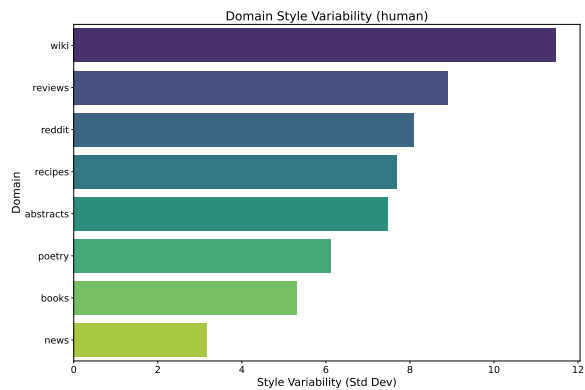


Figure 8: Domain variability with style embeddings in the entire dataset for Humans.

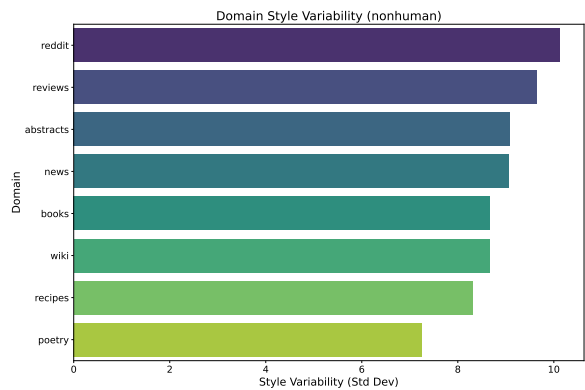


Figure 9: Domain variability with style embeddings in the entire dataset for Non-humans.

C Positive and Negative Emotions

In this section, we show the differences in positive and negative emotion loads of different models with their decoding strategy and the presence or not of a penalty on repetition. Indeed, humans score high on negative emotion load, while especially more recent models tend to cut off negative emotions, arguably due to their training processes.

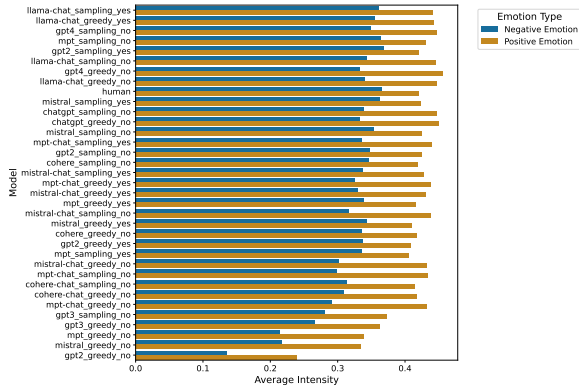


Figure 10: Negative and Positive Emotion Intensity per Model. This figure presents the variation in emotional intensity across humans and different models.

D Linguistic Features Visualization

In this section, Figure 11 and Figure 12 show respectively the mean and standard deviation of the linguistic features values across domain per each model in the dataset. The following linguistic features are considered: Text Length, Sentence Length, Morphological Complexity Index (MCI) for nouns, Morphological Complexity Index (MCI) for verbs, dependency depth, dependency length, word prevalence, type-token ratio, semantic similarity and emotionality. We present the results of our analysis of our feature collection in each domain. Notably, we appreciate a difference in variability between domains, especially when dealing with more “creative” domains such as Poetry and Book (See Figures 11 and 12). Especially, humans show greater differences in average text length within these domains, reflecting humans’ tendency to adhere to genre-specific constraints in more rigid domains such as abstracts.

D.1 Poetry Domain

In our set of linguistic features, poetry domain shows humans scoring highest in average text length and emotionality, while maintaining fairly simpler syntactic structures than most models. We can also notice how humans tend to score high in morphological complexity for verbs and nouns.

D.2 Books Domain

In our set of linguistic features, Books domain shows humans score highest in average text length. However, Humans score lower on emotionality than some models, and they employ more complex syntactic structures than in Poetry. Nevertheless, we notice how humans tend to score high in morphological complexity for verbs and nouns in this domain as well.

D.3 Abstracts Domain

In our set of linguistic features, abstracts domain shows clear different patterns in comparison with Poetry and Books domain. Humans score lower on average text length and emotionality than with the other two domains. We can notice how recent models (e.g., GPT4) behave extremely more consistently and more similar to humans than their older models (e.g., GPT2) in text length, sentence length, syntactic depth and length, and also in semantic similarity, where older models tend to be way more varied in term of content than newer.

D.4 Recipes Domain

In our set of linguistic features, recipes domain shows humans scoring lowest in dependency length, underlying the tendency of employing simpler syntactic structures than models. This tendency involves semantic similarity as well, where humans appear extremely more consistent in the semantic content than previous discussed domains.

D.5 Reddit Domain

In our set of linguistic features, Reddit domain shows humans scoring lower on morphological complexity than previous discussed domains. This could point to differences in language register (e.g., less formal vs more formal) between a user-based domain with no genre-specific constraints and more strict domains (Biber and Conrad, 2019). Again, newer models perform more similar to humans than their older version, especially in semantic similarity (e.g., GPT).

D.6 Reviews Domain

In our set of linguistic features, Reviews domain shows humans employ a slightly higher use of frequently known words than in the other discussed domains, as we can see in Figure 11.

D.7 Wikipedia Domain

In our set of linguistics features, in Wikipedia domain humans score very low in average text length, as well in morphological complexity and emotionality, in comparison with the other discussed domains. Clearly, we can appreciate the effect of very rigid genre-specific constraints and how humans have to strictly abide to them.

D.8 News Domain

In our set of linguistic features, news domain show humans scoring high in average text length, morphological complexity, and fairly high in emotionality in comparison to most models. Differently from other domains, humans also score the lowest in word prevalence, pointing to the use of less common words, and lower in semantic similarity, underlying a more varied semantic content.

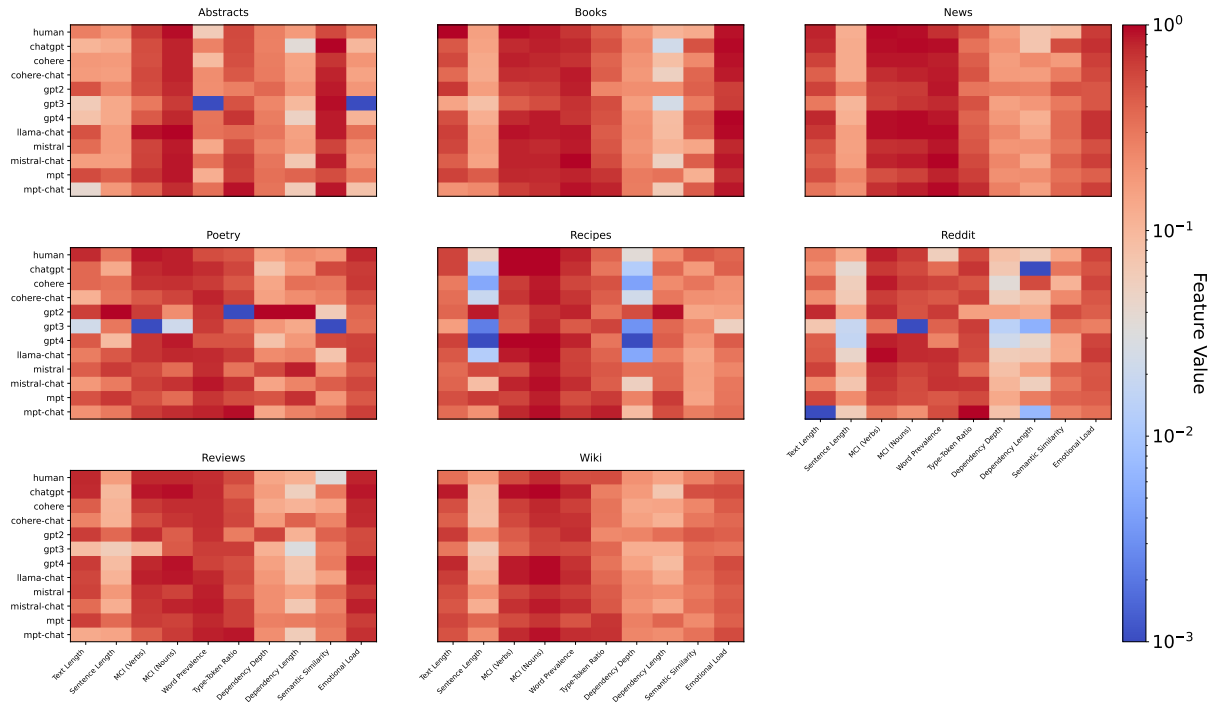


Figure 11: Multi-panel heatmap displaying log-normalized feature values across different text domains and models.

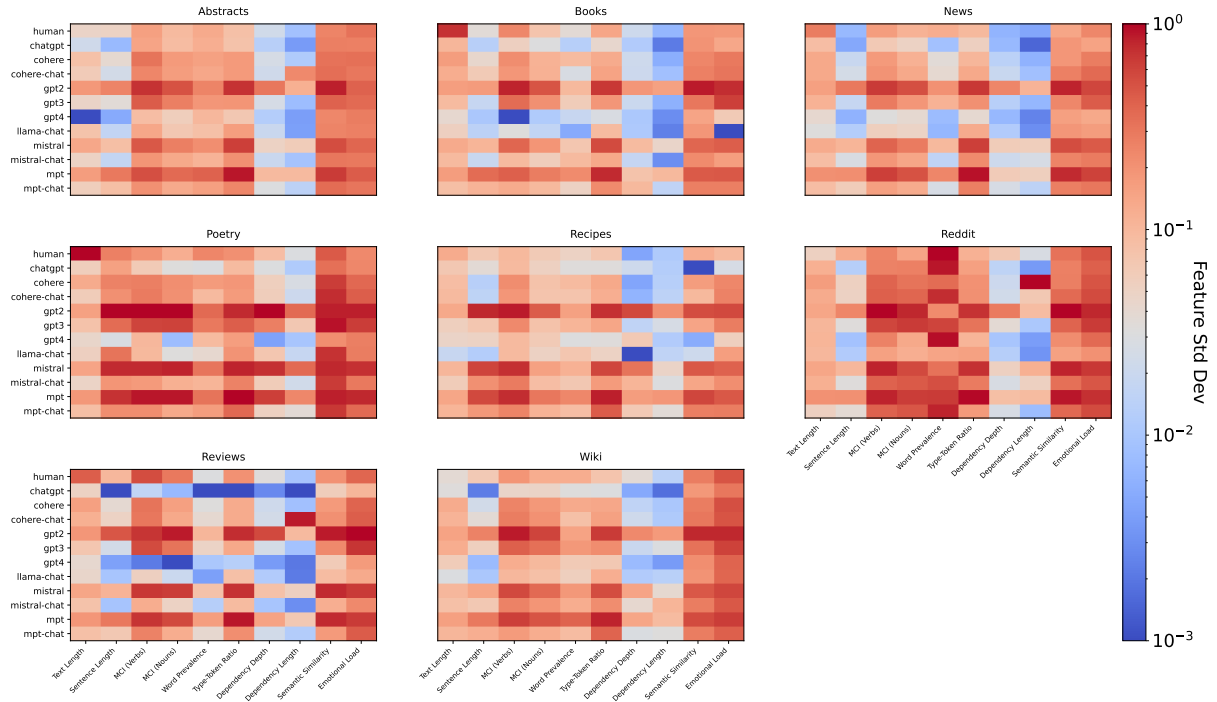


Figure 12: Multi-panel heatmap displaying log-normalized feature standard deviation across different text domains and models.